




EXHIBIT 2 - EUT EXTERNAL PHOTOGRAPHS

<p>EUT View 1</p>	 A photograph showing the external components of the EUT. From left to right: a black rectangular device, a white square power adapter with a metal prong, a coiled white USB-A to USB-C cable, and a coiled white USB-A to USB-A cable. A black ruler with white markings is placed below the items for scale. The ruler shows centimeter and millimeter markings. The background is a light blue textured surface.
<p>EUT View 2</p>	 A close-up photograph of the black rectangular device. A black ruler with white markings is placed to the left of the device for scale. The ruler shows centimeter and millimeter markings. The background is a light blue textured surface.

<p>EUT View 3</p>	
<p>EUT View 4</p>	

EUT View 5



EUT View 6



EUT View 7

