

# TEST REPORT

Reference No..... : WTX23X05095991W008  
FCC ID ..... : YHLBLUN3U  
Applicant ..... : BLU Products, Inc.  
Address ..... : 8600 NW 36th Street, Suite #200,Doral, FL 33166,USA  
Manufacturer ..... : The same as Applicant  
Address ..... : The same as Applicant  
Product Name ..... : Smart Phone  
Model No..... : N3  
Standards ..... : FCC Part 15.247  
Date of Receipt sample .... : 2023-05-05  
Date of Test..... : 2023-05-05 to 2023-06-14  
Date of Issue ..... : 2023-06-15  
Test Report Form No. .... : WTX\_Part 15\_247W  
Test Result..... : **Pass**

Remarks:

The results shown in this test report refer only to the sample(s) tested, this test report cannot be reproduced, except in full, without prior written permission of the company. The report would be invalid without specific stamp of test institute and the signatures of approver.

**Prepared By:**

**Waltek Testing Group (Shenzhen) Co., Ltd.**

Address: 1/F., Room 101, Building 1, Hongwei Industrial Park, Liuxian 2nd Road,  
Block 70 Bao'an District, Shenzhen, Guangdong, China

Tel.: +86-755-33663308 Fax.: +86-755-33663309 Email: sem@waltek.com.cn

Tested by:



Jason Su

Approved by:



Silin Chen

**TABLE OF CONTENTS**

**1. GENERAL INFORMATION.....4**  
 1.1 PRODUCT DESCRIPTION FOR EQUIPMENT UNDER TEST (EUT) .....4  
 1.2 TEST STANDARDS.....5  
 1.3 TEST METHODOLOGY .....5  
 1.4 TEST FACILITY .....5  
 1.5 EUT SETUP AND TEST MODE .....6  
 1.6 MEASUREMENT UNCERTAINTY .....7  
 1.7 TEST EQUIPMENT LIST AND DETAILS .....8

**2. SUMMARY OF TEST RESULTS.....10**

**3. ANTENNA REQUIREMENT.....11**  
 3.1 STANDARD APPLICABLE .....11  
 3.2 EVALUATION INFORMATION .....11

**4. POWER SPECTRAL DENSITY.....12**  
 4.1 STANDARD APPLICABLE .....12  
 4.2 TEST SETUP BLOCK DIAGRAM .....12  
 4.3 TEST PROCEDURE .....12  
 4.4 SUMMARY OF TEST RESULTS/PLOTS.....12

**5. DTS BANDWIDTH .....13**  
 5.1 STANDARD APPLICABLE .....13  
 5.2 TEST SETUP BLOCK DIAGRAM .....13  
 5.3 TEST PROCEDURE .....13  
 5.4 SUMMARY OF TEST RESULTS/PLOTS.....13

**6. RF OUTPUT POWER.....14**  
 6.1 STANDARD APPLICABLE .....14  
 6.2 TEST SETUP BLOCK DIAGRAM .....14  
 6.3 TEST PROCEDURE .....14  
 6.4 SUMMARY OF TEST RESULTS/PLOTS.....14

**7. FIELD STRENGTH OF SPURIOUS EMISSIONS.....15**  
 7.1 STANDARD APPLICABLE .....15  
 7.2 TEST PROCEDURE .....15  
 7.3 CORRECTED AMPLITUDE & MARGIN CALCULATION.....17  
 7.4 SUMMARY OF TEST RESULTS/PLOTS.....17

**8. OUT OF BAND EMISSIONS.....28**  
 8.1 STANDARD APPLICABLE .....28  
 8.2 TEST PROCEDURE .....28  
 8.3 SUMMARY OF TEST RESULTS/PLOTS.....29

**9. CONDUCTED EMISSIONS .....54**  
 9.1 TEST PROCEDURE .....54  
 9.2 BASIC TEST SETUP BLOCK DIAGRAM .....54  
 9.3 TEST RECEIVER SETUP .....54  
 9.4 SUMMARY OF TEST RESULTS/PLOTS.....54

**APPENDIX SUMMARY .....57**

**APPENDIX A.....58**

**APPENDIX B.....71**

**APPENDIX C.....84**

**APPENDIX D.....136**

**APPENDIX PHOTOGRAPHS.....161**

**Report version**

Version No.	Date of issue	Description
Rev.00	2023-06-15	Original
/	/	/

## 1. GENERAL INFORMATION

---

### 1.1 Product Description for Equipment Under Test (EUT)

General Description of EUT	
Product Name:	Smart Phone
Trade Name:	BLU
Model No.:	N3
Adding Model(s):	/
Rated Voltage:	DC3.87V
Battery:	4700mAh(C8462544700P)
Adapter Model:	US-KB-PD66W01 Input:AC100-240v~50/60Hz 1.5A Output:DC5V3A;DC9V3A;DC12V3A;DC15V3A;DC20V3.25A;DC11V6A
<i>Note: The test data is gathered from a production sample provided by the manufacturer.</i>	

Technical Characteristics of EUT	
Support Standards:	802.11b, 802.11g, 802.11n, 802.11ax
Frequency Range:	2412-2462MHz for 802.11b/g/n-HT20, 802.11ax-HE20 2422-2452MHz for 802.11n-HT40, 802.11ax-HT40
RF Output Power:	Antenna 0: 20.91dBm (Conducted) Antenna 1: 22.01dBm (Conducted)
Type of Modulation:	CCK, OFDM, QPSK, BPSK, 16QAM, 64QAM
Quantity of Channels:	11 for 802.11b/g/n(HT20); 7 for 802.11n(HT40)
Channel Separation:	5MHz
Type of Antenna:	Integral Antenna
Antenna Gain:	-2.5dBi

## 1.2 Test Standards

The tests were performed according to following standards:

**FCC Rules Part 15.247:** Frequency Hopping, Direct Spread Spectrum and Hybrid Systems that are in operation within the bands of 902-928MHz, 2400-2483.5MHz, and 5725-5850MHz.

**558074 D01 15.247 Meas Guidance v05r02:** Guidance for Compliance Measurements on Digital Transmission System, Frequency Hopping Spread Spectrum System, and Hybrid System Devices Operating under section 15.247 of the Fcc rules.

**662911 D01 Multiple Transmitter Output v02r01:** Emissions Testing of Transmitters with Multiple Outputs in the Same Band.

**ANSI C63.10-2013:** American National Standard for Testing Unlicensed Wireless Devices.

**Maintenance of compliance** is the responsibility of the manufacturer. Any modification of the product, which result in lowering the emission, should be checked to ensure compliance has been maintained.

## 1.3 Test Methodology

All measurements contained in this report were conducted with ANSI C63.10-2013, KDB 558074 D01 15.247 Meas Guidance v05r02, KDB 662911 D01 Multiple Transmitter Output v02r01.

The equipment under test (EUT) was configured to measure its highest possible emission level. The test modes were adapted accordingly in reference to the Operating Instructions.

## 1.4 Test Facility

### Address of the test laboratory

Laboratory: Waltek Testing Group (Shenzhen) Co., Ltd.

Address: 1/F., Room 101, Building 1, Hongwei Industrial Park, Liuxian 2nd Road, Block 70 Bao'an District, Shenzhen, Guangdong, China

### FCC – Registration No.: 125990

Waltek Testing Group (Shenzhen) Co., Ltd. EMC Laboratory has been registered and fully described in a report filed with the FCC (Federal Communications Commission). The acceptance letter from the FCC is maintained in our files. The Designation Number is CN5010, and Test Firm Registration Number is 125990.

### Industry Canada (IC) Registration No.: 11464A

The 3m Semi-anechoic chamber of Waltek Testing Group (Shenzhen) Co., Ltd. has been registered by Certification and Engineering Bureau of Industry Canada for radio equipment testing with Registration No.: 11464A and the CAB identifier is CN0057.

## 1.5 EUT Setup and Test Mode

The EUT was operated in the engineering mode to fix the Tx frequency that was for the purpose of the measurements. All testing shall be performed under maximum output power condition, with a duty cycle equal to 100%, and to measure its highest possible emissions level, more detailed description as follows:

Test Mode List		
Test Mode	Description	Remark
TM1	802.11b	Low:2412MHz, Middle:2437MHz,High:2462MHz
TM2	802.11g	Low:2412MHz, Middle:2437MHz,High:2462MHz
TM3	802.11n-HT20	Low:2412MHz, Middle:2437MHz,High:2462MHz
TM4	802.11n-HT40	Low:2422MHz, Middle:2437MHz,High:2452MHz
TM5	802.11ax-HE20	Low:2412MHz, Middle:2437MHz,High:2462MHz
TM6	802.11ax-HE40	Low:2422MHz, Middle:2437MHz,High:2452MHz

Note:  
The 2.4GHz WIFI has two antennas and support Multiple Outputs for 802.11n/ ax mode for this report; Antenna 1 Gain is -2.5dBi; Antenna 2 Gain is -2.5dBi; For this function is belong to Correlated Categorization equipment  
According to KDB 662911, for same directional gain.  
Directional gain =  $G_{ANT} + 10 \log(N_{ANT})$  dBi =  $-2.5 + 10 \log(2)$  dBi = 0.51dBi

Test Conditions	
Temperature:	22~25 °C
Relative Humidity:	45~55 %.
ATM Pressure:	1019 mbar

EUT Cable List and Details			
Cable Description	Length (m)	Shielded/Unshielded	With / Without Ferrite
Type-C Cable	1.0	Shielded	Without Ferrite
Headset Cable	1.2	Unshielded	Without Ferrite

Special Cable List and Details			
Cable Description	Length (m)	Shielded/Unshielded	With / Without Ferrite
/	/	/	/

Auxiliary Equipment List and Details			
Description	Manufacturer	Model	Serial Number
Notebook	Lenovo	Legion R700P ARH7	/

## 1.6 Measurement Uncertainty

Measurement uncertainty		
Parameter	Conditions	Uncertainty
RF Output Power	Conducted	$\pm 0.42\text{dB}$
Occupied Bandwidth	Conducted	$\pm 1.5\%$
Power Spectral Density	Conducted	$\pm 1.8\text{dB}$
Conducted Spurious Emission	Conducted	$\pm 2.17\text{dB}$
Conducted Emissions	Conducted	9-150kHz $\pm 3.74\text{dB}$
		0.15-30MHz $\pm 3.34\text{dB}$
Transmitter Spurious Emissions	Radiated	30-200MHz $\pm 4.52\text{dB}$
		0.2-1GHz $\pm 5.56\text{dB}$
		1-6GHz $\pm 3.84\text{dB}$
		6-26GHz $\pm 3.92\text{dB}$

## 1.7 Test Equipment List and Details

Fixed asset Number	Description	Manufacturer	Model	Serial No.	Cal Date	Due. Date
WTXE1041A 1001	Communication Tester	Rohde & Schwarz	CMW500	148650	2023-02-25	2024-02-24
WTXE1005A 1005	Spectrum Analyzer	Agilent	N9020A	US471401 02	2023-02-25	2024-02-24
WTXE1084A 1001	Spectrum Analyzer	Agilent	N9020A	MY543205 48	2023-02-25	2024-02-24
WTXE1004A 1-001	Spectrum Analyzer	Rohde & Schwarz	FSP40	100612	2023-02-25	2024-02-24
<input checked="" type="checkbox"/> Chamber A: Below 1GHz						
WTXE1005A 1003	Spectrum Analyzer	Rohde & Schwarz	FSP30	836079/03 5	2023-02-25	2024-02-24
WTXE1007A 1001	EMI Test Receiver	Rohde & Schwarz	ESVB	825471/00 5	2023-02-25	2024-02-24
WTXE1007A 1001	Amplifier	HP	8447F	2805A034 75	2023-02-25	2024-02-24
WTXE1010A 1007	Loop Antenna	Schwarz beck	FMZB 1516	9773	2021-03-20	2024-03-19
WTXE1010A 1006	Broadband Antenna	Schwarz beck	VULB9163	9163-333	2023-03-20	2026-03-19
<input checked="" type="checkbox"/> Chamber A: Above 1GHz						
WTXE1005A 1003	Spectrum Analyzer	Rohde & Schwarz	FSP30	836079/03 5	2023-02-25	2024-02-24
WTXE1007A 1001	EMI Test Receiver	Rohde & Schwarz	ESVB	825471/00 5	2023-02-25	2024-02-24
WTXE1065A 1001	Amplifier	C&D	PAP-1G18	14918	2023-02-25	2024-02-24
WTXE1010A 1005	Horn Antenna	ETS	3117	00086197	2021-03-19	2024-03-18
WTXE1010A 1010	DRG Horn Antenna	A.H. SYSTEMS	SAS-574	571	2021-03-19	2024-03-18
WTXE1003A 1001	Pre-amplifier	Schwarzbeck	BBV 9721	9721-031	2023-02-25	2024-02-24
<input type="checkbox"/> Chamber B: Below 1GHz						
WTXE1010A 1006	Trilog Broadband Antenna	Schwarz beck	VULB9163(B)	9163-635	2021-04-09	2024-04-08
WTXE1038A 1001	Amplifier	Agilent	8447D	2944A101 79	2023-02-25	2024-02-24



WTXE1001A 1002	EMI Test Receiver	Rohde & Schwarz	ESPI	101391	2023-02-25	2024-02-24
<input type="checkbox"/> Chamber C:Below 1GHz						
WTXE1093A 1001	EMI Test Receiver	Rohde & Schwarz	ESIB 26	100401	2023-02-25	2024-02-24
WTXE1010A 1013-1	Trilog Broadband Antenna	Schwarz beck	VULB 9168	1194	2021-05-28	2024-05-27
WTXE1010A 1007	Loop Antenna	Schwarz beck	FMZB 1516	9773	2021-03-20	2024-03-19
WTXE1007A 1002	Amplifier	HP	8447F	2944A038 69	2023-02-25	2024-02-24
<input type="checkbox"/> Chamber C: Above 1GHz						
WTXE1093A 1001	EMI Test Receiver	Rohde & Schwarz	ESIB 26	100401	2023-02-25	2024-02-24
WTXE1103A 1005	Horn Antenna	POAM	RTF-11A	LP228060 221	2023-03-10	2026-03-09
WTXE1103A 1006	Amplifier	Tonscend	TAP01018050	AP22E806 235	2023-02-25	2024-02-24
<input type="checkbox"/> Conducted Room 1#						
WTXE1001A 1001	EMI Test Receiver	Rohde & Schwarz	ESPI	101611	2023-02-25	2024-02-24
WTXE1002A 1001	Pulse Limiter	Rohde & Schwarz	ESH3-Z2	100911	2023-02-25	2024-02-24
WTXE1003A 1001	AC LISN	Schwarz beck	NSLK8126	8126-224	2023-02-25	2024-02-24
<input checked="" type="checkbox"/> Conducted Room 2#						
WTXE1001A 1004	EMI Test Receiver	Rohde & Schwarz	ESPI	101259	2023-02-25	2024-02-24
WTXE1003A 1003	LISN	Rohde & Schwarz	ENV 216	100097	2023-02-25	2024-02-24

Software List			
Description	Manufacturer	Model	Version
EMI Test Software (Radiated Emission)*	Farad	EZ-EMC	RA-03A1
EMI Test Software (Conducted Emission)*	Farad	EZ-EMC	RA-03A1

\*Remark: indicates software version used in the compliance certification testing.

## 2. SUMMARY OF TEST RESULTS

---

<b>FCC Rules</b>	<b>Description of Test Item</b>	<b>Result</b>
§15.203; §15.247(b)(4)(i)	Antenna Requirement	Compliant
§15.205	Restricted Band of Operation	Compliant
§15.207(a)	Conducted Emission	Compliant
§15.247(e)	Power Spectral Density	Compliant
§15.247(a)(2)	DTS Bandwidth	Compliant
§15.247(b)(3)	RF Output Power	Compliant
§15.209(a)	Radiated Emission	Compliant
§15.247(d)	Band Edge (Out of Band Emissions)	Compliant

N/A: Not applicable.

### **3. Antenna Requirement**

---

#### **3.1 Standard Applicable**

According to FCC Part 15.203, an intentional radiator shall be designed to ensure that no antenna other than that furnished by the responsible party shall be used with the device. The use of a permanently attached antenna or of an antenna that uses a unique coupling to the intentional radiator shall be considered sufficient to comply with the provisions of this section.

#### **3.2 Evaluation Information**

This product has two Integral Antennas, fulfill the requirement of this section.


## 4. Power Spectral Density

---

### 4.1 Standard Applicable

According to 15.247(a)(1)(iii), for digitally modulated systems, the power spectral density conducted from the intentional radiator to the antenna shall not be greater than 8dBm in any 3kHz band during any time interval of continuous transmission.

### 4.2 Test Setup Block Diagram



### 4.3 Test Procedure

According to the KDB 558074 D01 v05r02 Subclause 8.4 and ANSI C63.10-2013 Subclause 11.10.3, such specifications require that the same method as used to determine the conducted output power shall also be used to determine the power spectral density. The test method of power spectral density as below:

- a) Set instrument center frequency to DTS channel center frequency.
- b) Set span to at least 1.5 times the OBW.
- c) Set RBW to:  $3\text{kHz} \leq \text{RBW} \leq 100\text{kHz}$ .
- d) Set VBW  $\geq 3 \times \text{RBW}$ .
- e) Detector = power averaging (RMS) or sample detector (when RMS not available).
- f) Ensure that the number of measurement points in the sweep  $\geq 2 \times \text{span}/\text{RBW}$ .
- g) Sweep time = auto couple.
- h) Employ trace averaging (RMS) mode over a minimum of 100 traces.
- i) Use the peak marker function to determine the maximum amplitude level.
- j) If measured value exceeds limit, reduce RBW (no less than 3kHz) and repeat (note that this may require zooming in on the emission of interest and reducing the span in order to meet the minimum measurement point requirement as the RBW is reduced).

### 4.4 Summary of Test Results/Plots

Please refer to Appendix A

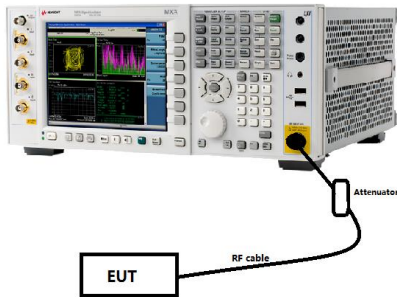
## 5. DTS Bandwidth

---

### 5.1 Standard Applicable

According to 15.247(a)(2), systems using digital modulation techniques may operate in the 902–928MHz, 2400–2483.5MHz, and 5725–5850MHz bands. The minimum 6dB bandwidth shall be at least 500kHz.

### 5.2 Test Setup Block Diagram



### 5.3 Test Procedure

According to the KDB 558074 D01 v05r02 Subclause 8.2 and ANSI C63.10-2013 Subclause 11.8.1, the test method of DTS Bandwidth as below:

- a) Set RBW = 100kHz.
- b) Set the video bandwidth (VBW)  $\geq 3 \times$  RBW.
- c) Detector = Peak.
- d) Trace mode = max hold.
- e) Sweep = auto couple.
- f) Allow the trace to stabilize.
- g) Measure the maximum width of the emission that is constrained by the frequencies associated with the two outermost amplitude points (upper and lower frequencies) that are attenuated by 6dB relative to the maximum level measured in the fundamental emission.

### 5.4 Summary of Test Results/Plots

Please refer to Appendix B


## 6. RF Output Power

---

### 6.1 Standard Applicable

According to 15.247(b)(3), for systems using digital modulation in the 902–928MHz, 2400–2483.5MHz, and 5725–5850MHz bands: 1 Watt.

### 6.2 Test Setup Block Diagram



### 6.3 Test Procedure

According to the KDB-558074 D01 v05r02 Subclause 8.3.2.2 and ANSI C63.10-2013 Subclause 11.9.2.2, when this option is exercised, the measured power is to be referenced to the OBW rather than the DTS bandwidth

- a) Set span to at least 1.5 times the OBW.
- b) Set RBW = 1-5% of the OBW, not to exceed 1MHz.
- c) Set VBW  $\geq 3 \times$  RBW.
- d) Number of points in sweep  $\geq 2 \times$  span / RBW. (This gives bin-to-bin spacing  $\leq$  RBW/2, so that narrowband signals are not lost between frequency bins.)
- e) Sweep time = auto.
- f) Detector = RMS (i.e., power averaging), if available. Otherwise, use sample detector mode.
- g) If transmit duty cycle < 98 %, use a sweep trigger with the level set to enable triggering only on full power pulses. The transmitter shall operate at maximum power control level for the entire duration of every sweep. If the EUT transmits continuously (i.e., with no off intervals) or at duty cycle  $\geq 98$  %, and if each transmission is entirely at the maximum power control level, then the trigger shall be set to “free run”.
- h) Trace average at least 100 traces in power averaging (i.e., RMS) mode.
- i) Compute power by integrating the spectrum across the OBW of the signal using the instrument’s band power measurement function, with band limits set equal to the OBW band edges. If the instrument does not have a band power function, sum the spectrum levels (in power units) at intervals equal to the RBW extending across the entire OBW of the spectrum.

### 6.4 Summary of Test Results/Plots

Please refer to Appendix C

## 7. Field Strength of Spurious Emissions

### 7.1 Standard Applicable

According to §15.247(d), in any 100kHz bandwidth outside the frequency band in which the spread spectrum or digitally modulated intentional radiator is operating, the radio frequency power that is produced by the intentional radiator shall be at least 20dB below that in the 100kHz bandwidth within the band that contains the highest level of the desired power, based on either an RF conducted or a radiated measurement, provided the transmitter demonstrates compliance with the peak conducted power limits. If the transmitter complies with the conducted power limits based on the use of RMS averaging over a time interval, as permitted under paragraph (b)(3) of this section, the attenuation required under this paragraph shall be 30dB instead of 20dB. Attenuation below the general limits specified in §15.209(a) is not required. In addition, radiated emissions which fall in the restricted bands, as defined in §15.205(a), must also comply with the radiated emission limits specified in §15.209(a).

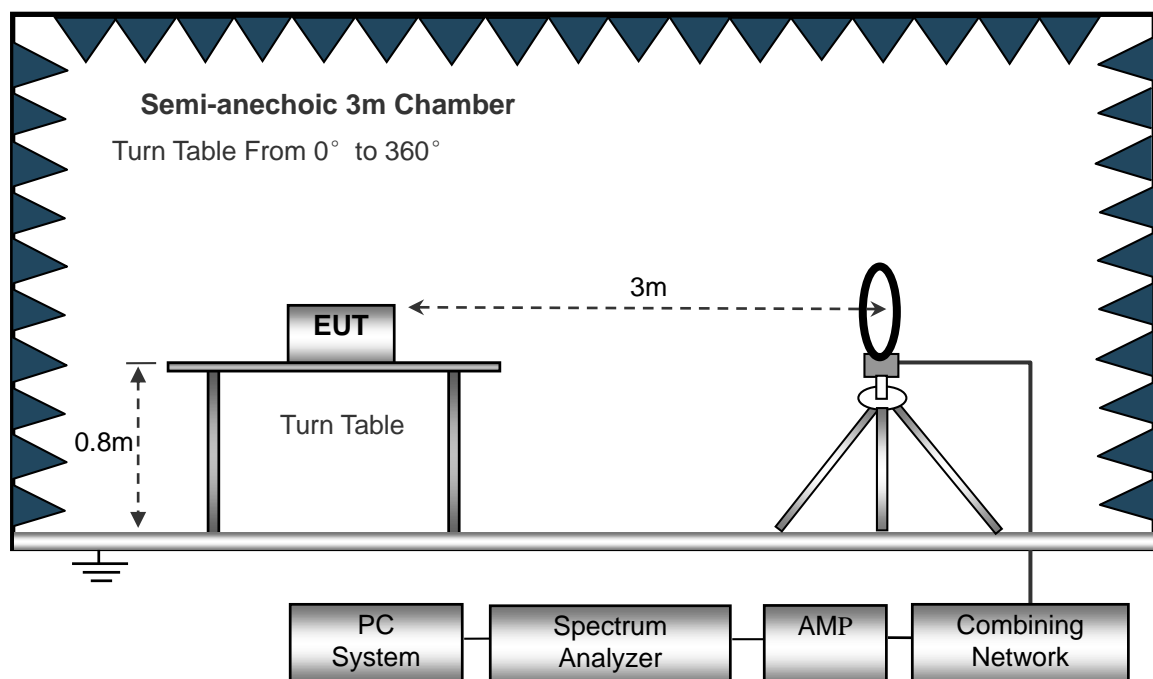
The emission limit in this paragraph is based on measurement instrumentation employing an average detector. The provisions in §15.35 for limiting peak emissions apply. Spurious Radiated Emissions measurements starting below or at the lowest crystal frequency.

### 7.2 Test Procedure

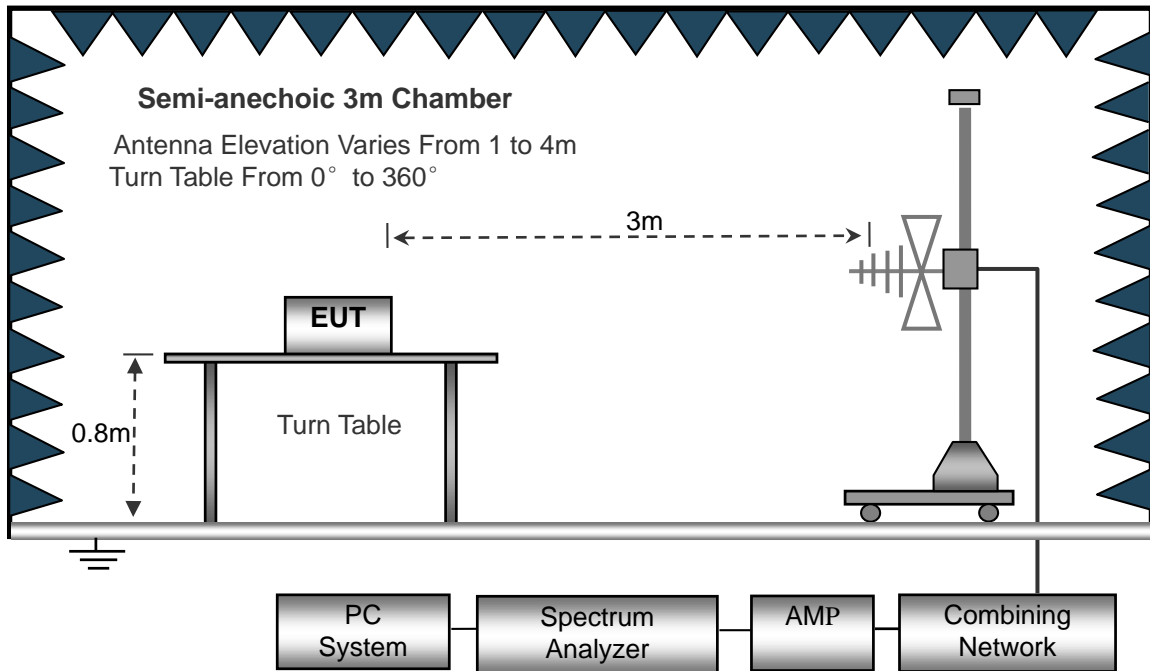
The setup of EUT is according with per ANSI C63.10-2013 measurement procedure. The specification used was with the FCC Part 15.205 15.247(a) and FCC Part 15.209 Limit.

The external I/O cables were draped along the test table and formed a bundle 30 to 40cm long in the middle. The spacing between the peripherals was 10cm.

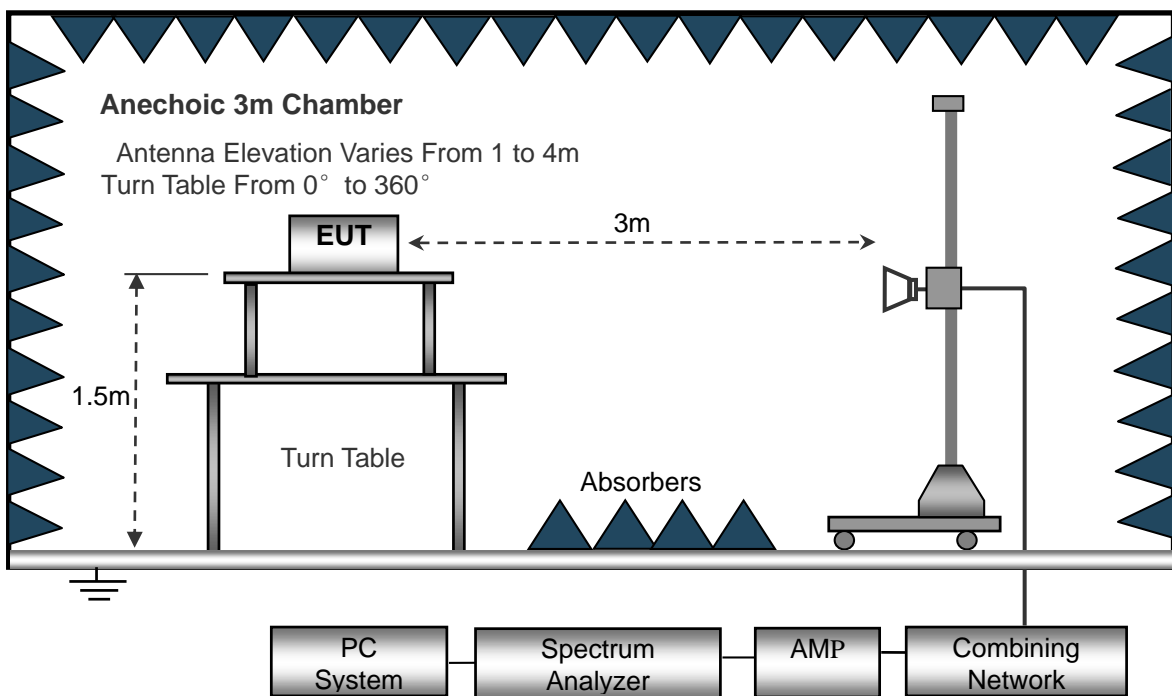
The test setup for emission measurement below 30MHz.



The test setup for emission measurement from 30MHz to 1GHz.



The test setup for emission measurement above 1GHz.





Frequency :9kHz-30MHz	Frequency :30MHz-1GHz	Frequency :Above 1GHz
RBW=10KHz,	RBW=120KHz,	RBW=1MHz,
VBW =30KHz	VBW=300KHz	VBW=3MHz(Peak), 10Hz(AV)
Sweep time= Auto	Sweep time= Auto	Sweep time= Auto
Trace = max hold	Trace = max hold	Trace = max hold
Detector function = peak	Detector function = peak, QP	Detector function = peak, AV

### 7.3 Corrected Amplitude & Margin Calculation

The Corrected Amplitude is calculated by adding the Antenna Factor and the Cable Factor, and subtracting the Amplifier Gain from the Amplitude reading. The basic equation is as follows:

$$\text{Corr. Ampl.} = \text{Indicated Reading} + \text{Ant. Factor} + \text{Cable Loss} - \text{Ampl. Gain}$$

The “**Margin**” column of the following data tables indicates the degree of compliance with the applicable limit. For example, a margin of -6dB $\mu$ V means the emission is 6dB $\mu$ V below the maximum limit. The equation for margin calculation is as follows:

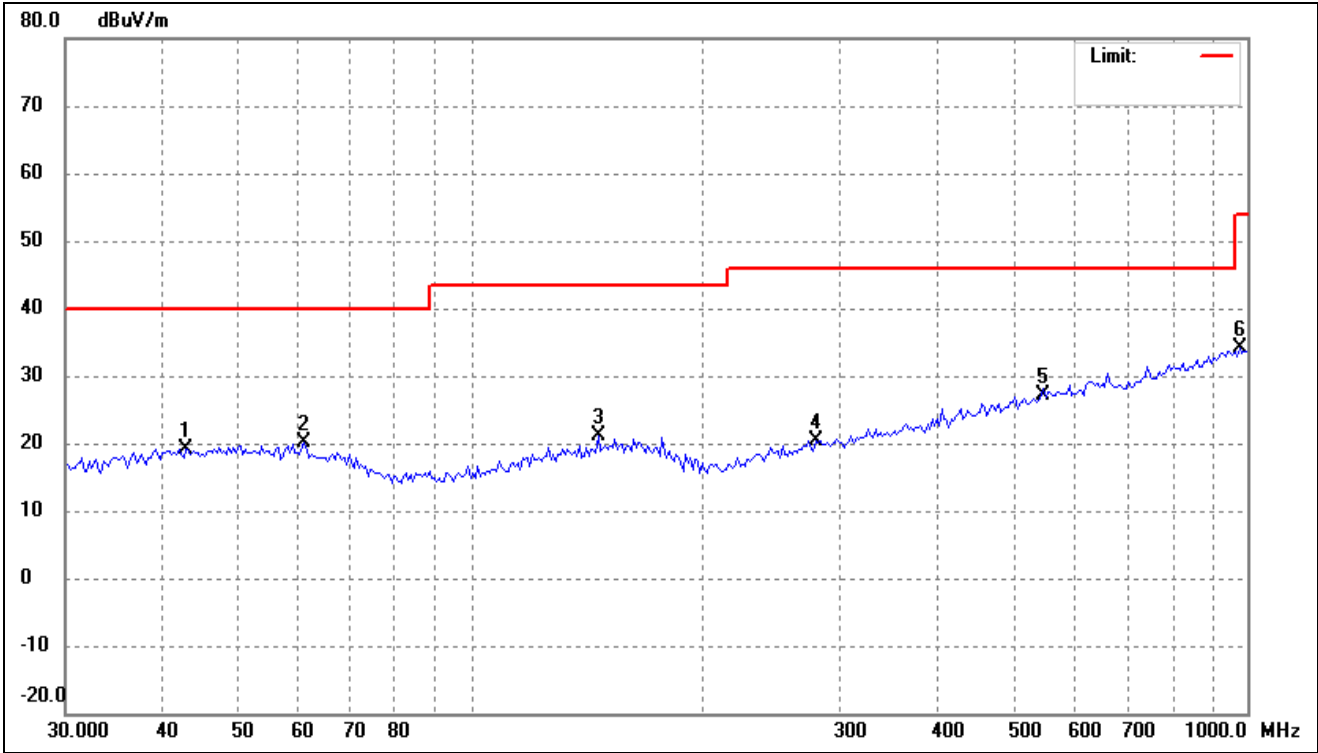
$$\text{Margin} = \text{Corr. Ampl.} - \text{FCC Part 15 Limit}$$

### 7.4 Summary of Test Results/Plots

*Note: 1. This EUT was tested in 3 orthogonal positions and the worst case position data was reported. All test modes (different data rate and different modulation) are performed, but only the worst case (802.11b\_11Mbps) is recorded in this report.*

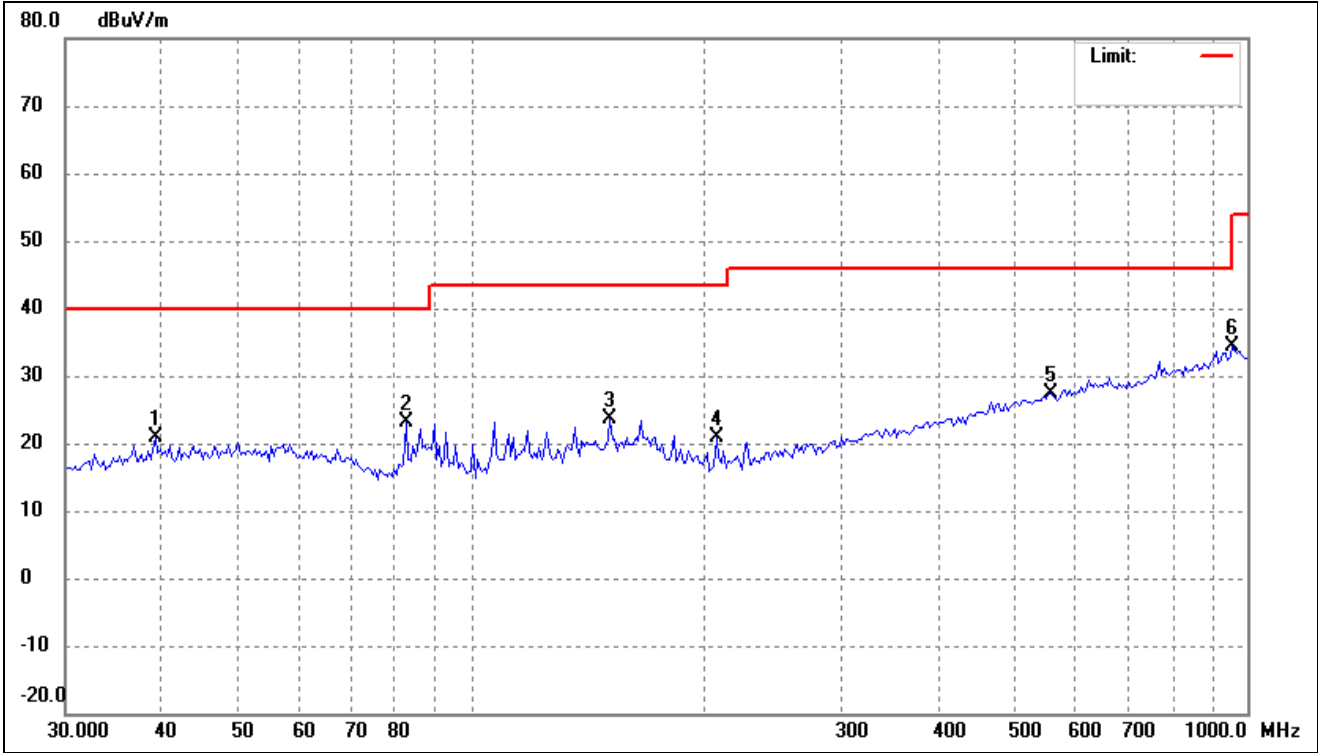
- Spurious Emissions Below 1GHz
- Antenna 0

802.11b_11Mbps			
Test Channel	Low(worst case)	Polarity:	Horizontal



No.	Frequency (MHz)	Reading (dBuV/m)	Correct (dB/m)	Result (dBuV/m)	Limit (dBuV/m)	Margin (dB)	Degree ( )	Height (cm)	Remark
1	42.9305	27.61	-8.48	19.13	40.00	-20.87	-	-	peak
2	61.0041	29.28	-9.11	20.17	40.00	-19.83	-	-	peak
3	145.8109	29.99	-8.95	21.04	43.50	-22.46	-	-	peak
4	278.3308	29.50	-9.00	20.50	46.00	-25.50	-	-	peak
5	542.6104	30.23	-3.05	27.18	46.00	-18.82	-	-	peak
6	979.1392	31.85	2.28	34.13	54.00	-19.87	-	-	peak

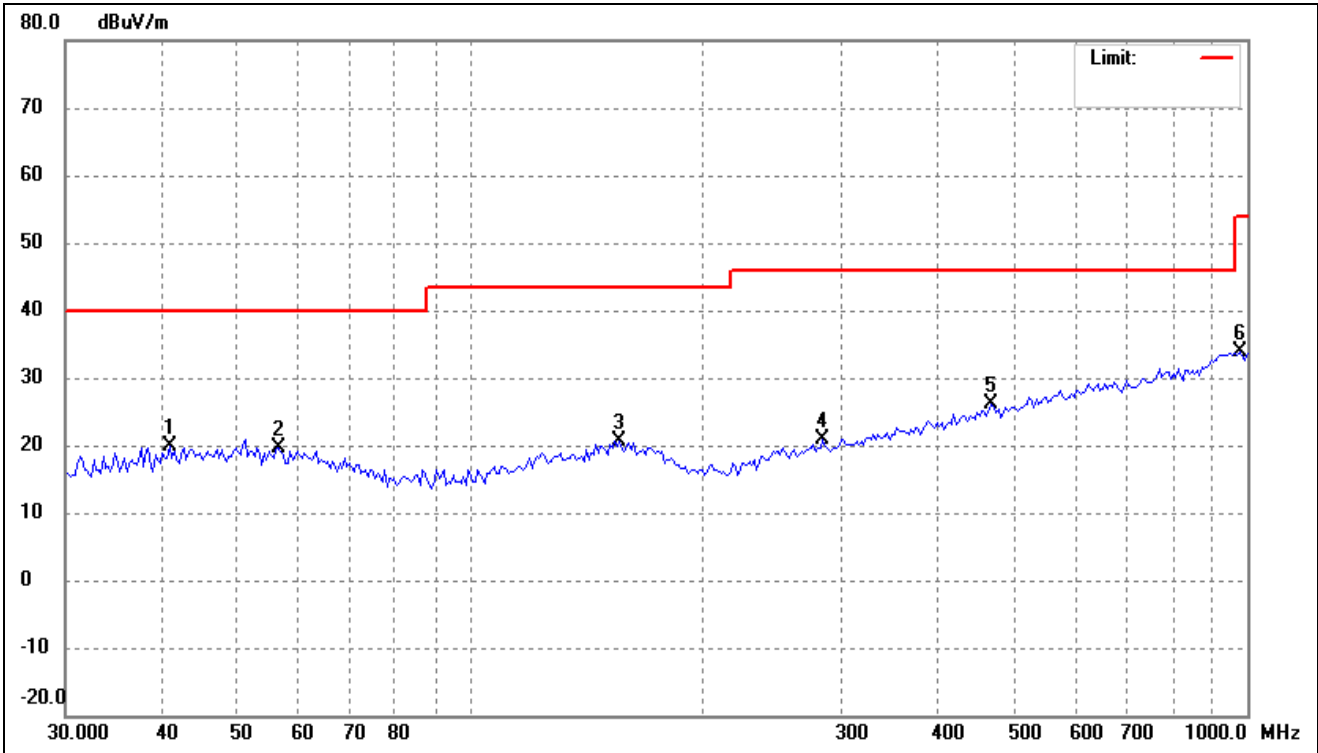
802.11b_11Mbps			
Test Channel	Low(worst case)	Polarity:	Vertical



No.	Frequency (MHz)	Reading (dBuV/m)	Correct (dB/m)	Result (dBuV/m)	Limit (dBuV/m)	Margin (dB)	Degree ( )	Height (cm)	Remark
1	39.1825	29.53	-8.65	20.88	40.00	-19.12	-	-	peak
2	82.5257	36.17	-13.00	23.17	40.00	-16.83	-	-	peak
3	151.0252	32.31	-8.61	23.70	43.50	-19.80	-	-	peak
4	207.1968	33.02	-12.13	20.89	43.50	-22.61	-	-	peak
5	558.0788	29.93	-2.66	27.27	46.00	-18.73	-	-	peak
6	958.7135	32.01	2.26	34.27	46.00	-11.73	-	-	peak

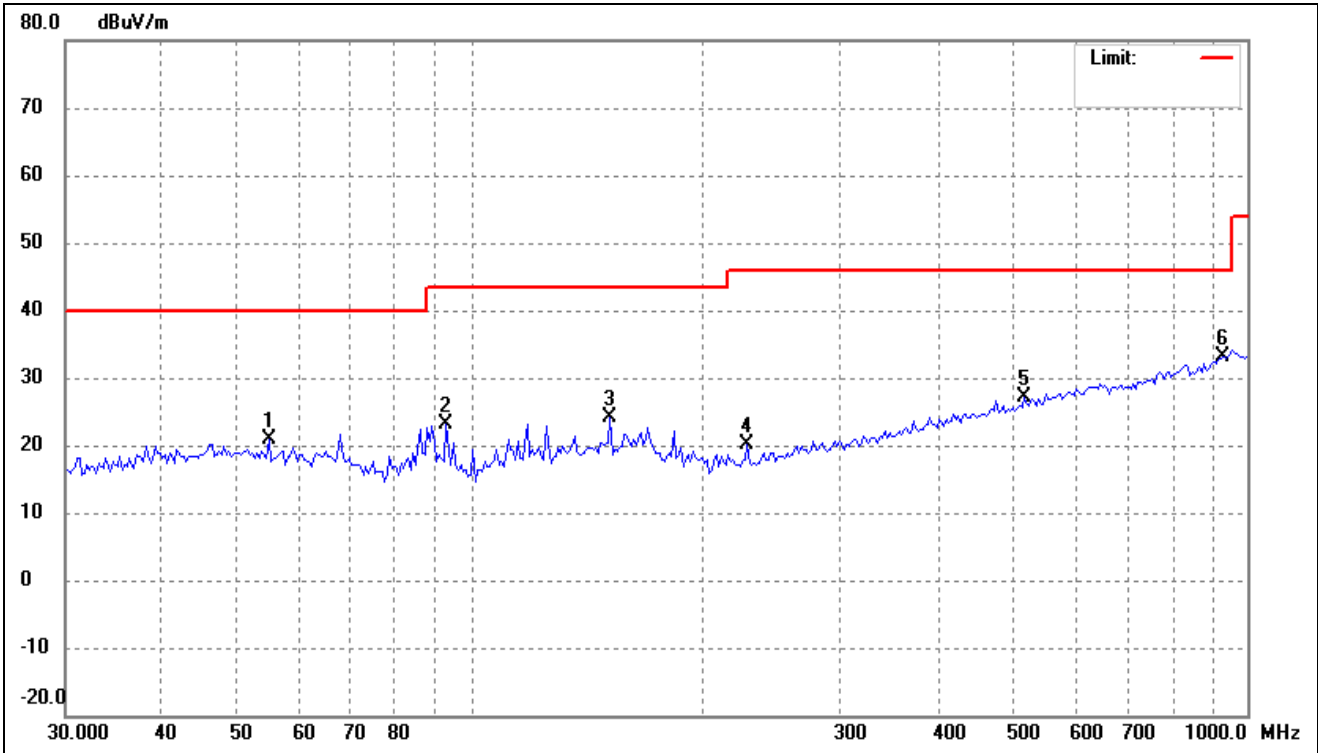
➤ Antenna 1

802.11b_11Mbps			
Test Channel	Low(worst case)	Polarity:	Horizontal



No.	Frequency (MHz)	Reading (dBuV/m)	Correct (dB/m)	Result (dBuV/m)	Limit (dBuV/m)	Margin (dB)	Degree ( )	Height (cm)	Remark
1	40.8699	28.41	-8.47	19.94	40.00	-20.06	-	-	peak
2	56.4662	28.23	-8.72	19.51	40.00	-20.49	-	-	peak
3	155.3305	29.25	-8.61	20.64	43.50	-22.86	-	-	peak
4	284.2607	29.76	-8.79	20.97	46.00	-25.03	-	-	peak
5	468.1651	30.48	-4.34	26.14	46.00	-19.86	-	-	peak
6	979.1392	31.51	2.28	33.79	54.00	-20.21	-	-	peak

802.11b_11Mbps			
Test Channel	Low(worst case)	Polarity:	Vertical

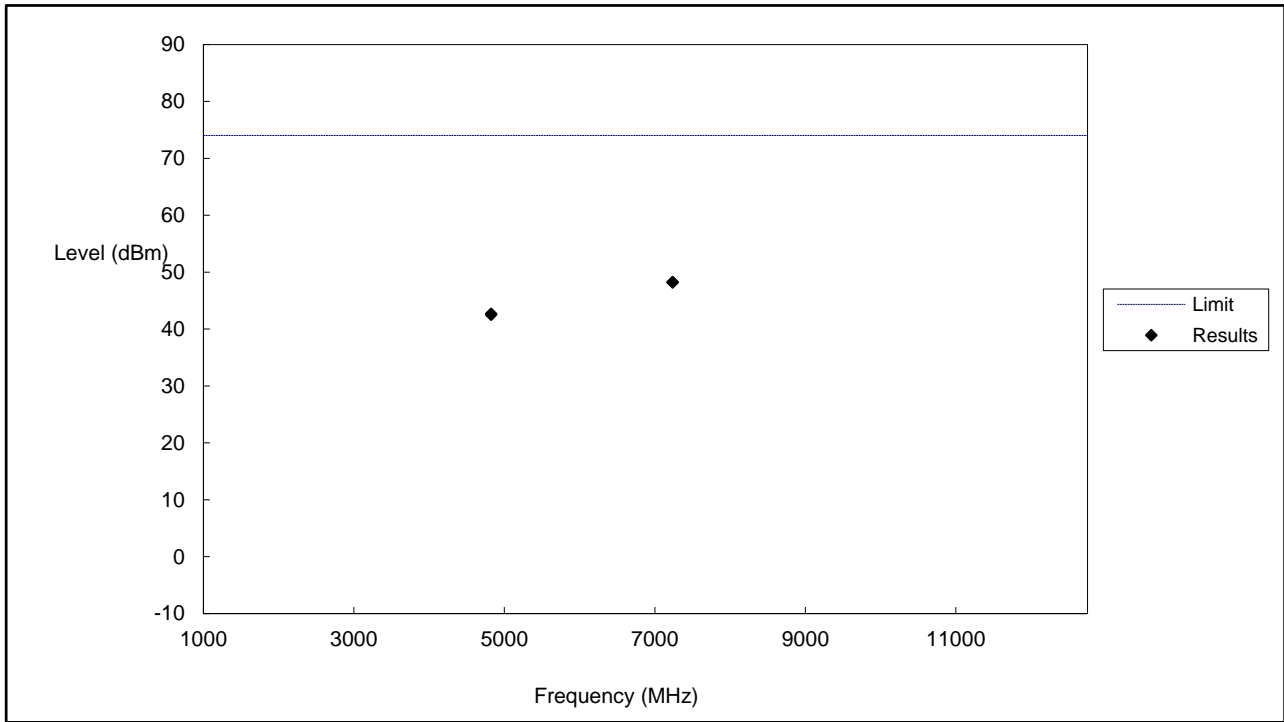


No.	Frequency (MHz)	Reading (dBuV/m)	Correct (dB/m)	Result (dBuV/m)	Limit (dBuV/m)	Margin (dB)	Degree ( )	Height (cm)	Remark
1	54.9011	29.41	-8.62	20.79	40.00	-19.21	-	-	peak
2	92.9974	36.07	-12.93	23.14	43.50	-20.36	-	-	peak
3	151.0252	32.68	-8.61	24.07	43.50	-19.43	-	-	peak
4	227.0164	31.78	-11.76	20.02	46.00	-25.98	-	-	peak
5	516.5651	30.84	-3.65	27.19	46.00	-18.81	-	-	peak
6	932.1405	31.30	1.87	33.17	46.00	-12.83	-	-	peak

Remark: '-' Means' the test Degree and Height are not recorded by the test software and only show the worst case in the test report.

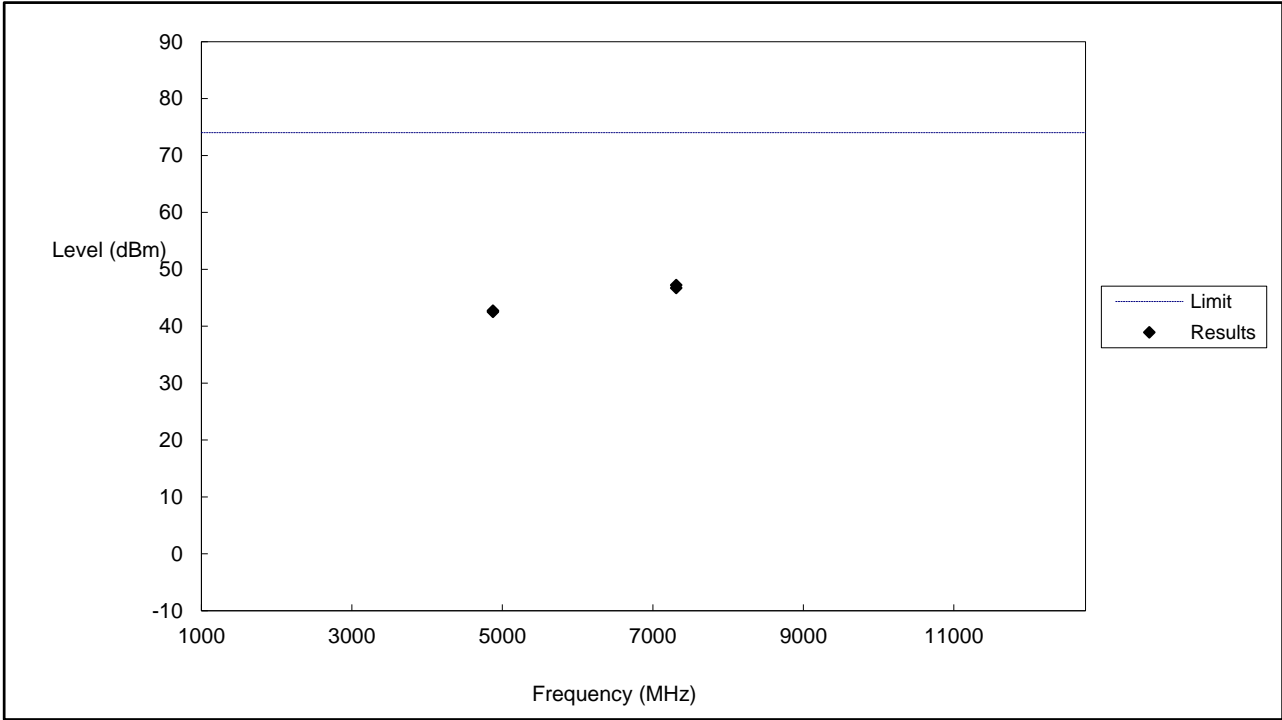
- Spurious Emissions Above 1GHz
- Antenna 0
- Test Mode: 802.11b\_11Mbps(worst case)

Low Channel-2412MHz



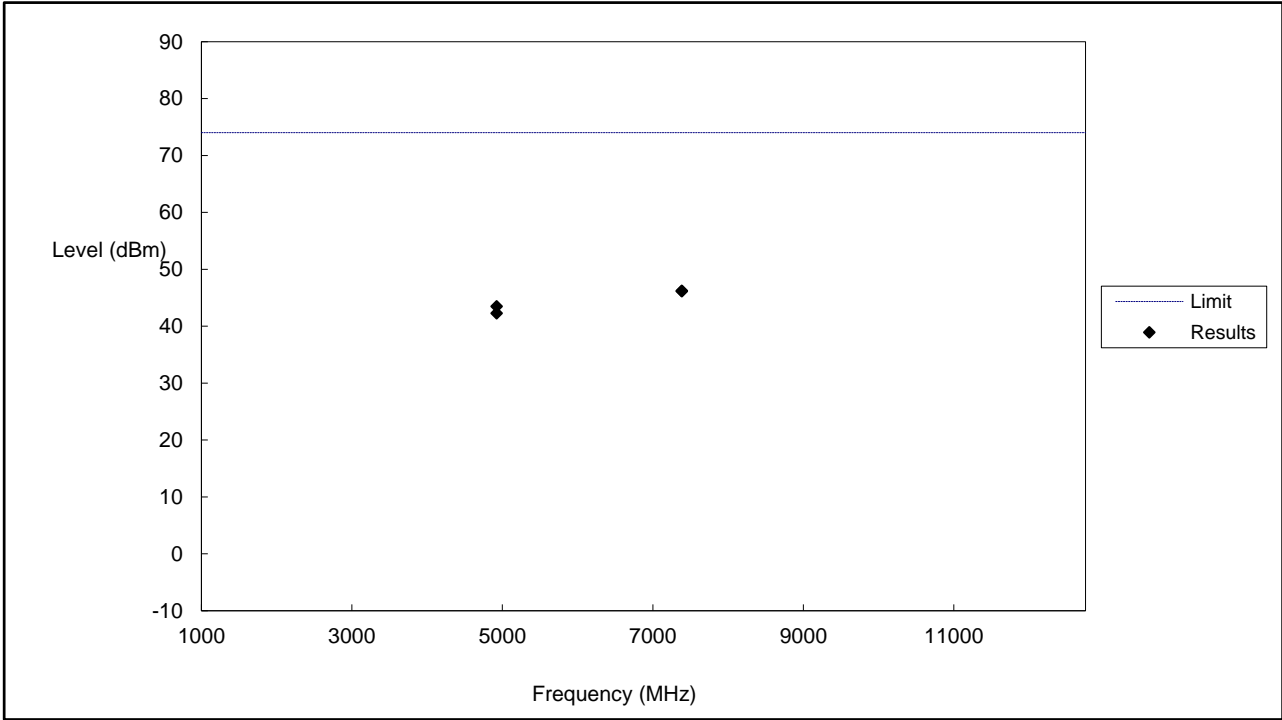
No.	Frequency (MHz)	Result (dBm)	Limit (dBm)	Margin (dB)	Polarity	Remark
1	4824.000	42.66	74.00	-31.34	H	RMS
2	7236.000	48.21	74.00	-25.79	H	RMS
1	4824.000	42.53	74.00	-31.47	V	RMS
2	7236.000	48.23	74.00	-25.77	V	RMS

Middle Channel-2437MHz



No.	Frequency (MHz)	Result (dBm)	Limit (dBm)	Margin (dB)	Polarity	Remark
1	4874.000	42.51	74.00	-31.49	H	RMS
2	7311.000	47.22	74.00	-26.78	H	RMS
1	4874.000	42.72	74.00	-31.28	V	RMS
2	7311.000	46.71	74.00	-27.29	V	RMS

High Channel-2462MHz

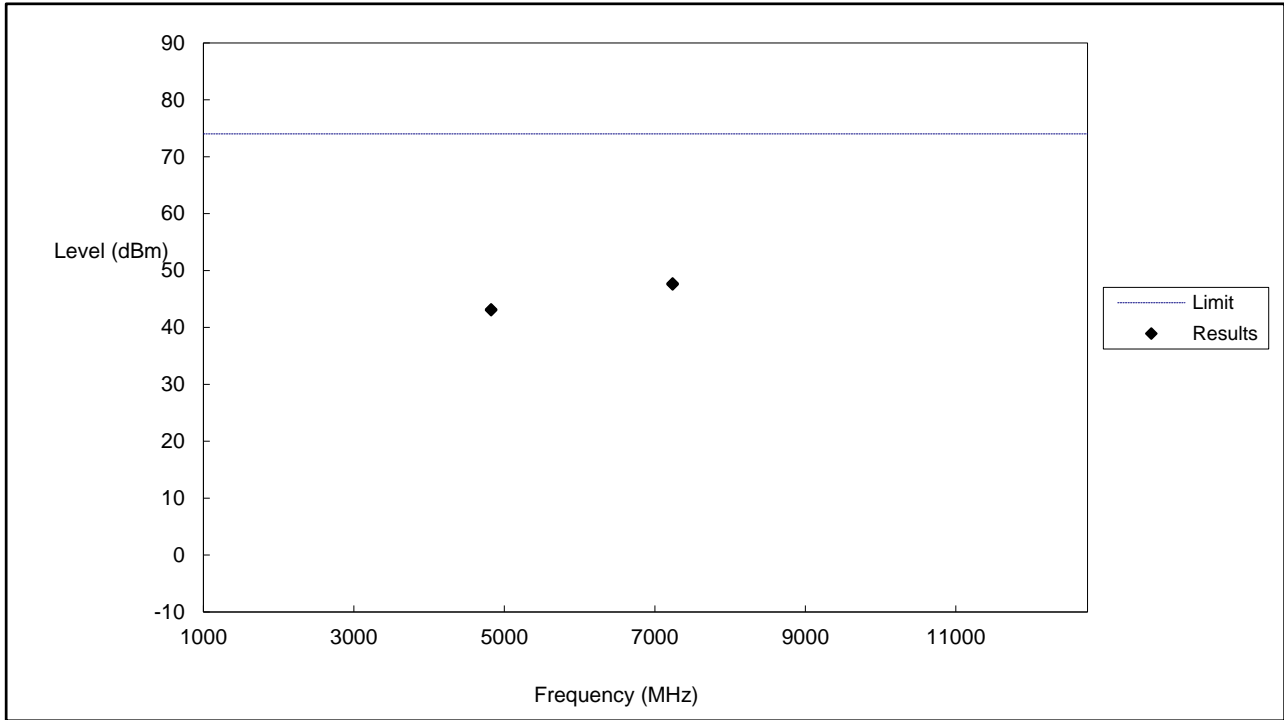


No.	Frequency (MHz)	Result (dBm)	Limit (dBm)	Margin (dB)	Polarity	Remark
1	4924.000	42.26	74.00	-31.74	H	RMS
2	7386.000	46.20	74.00	-27.80	H	RMS
1	4924.000	43.49	74.00	-30.51	V	RMS
2	7386.000	46.14	74.00	-27.86	V	RMS



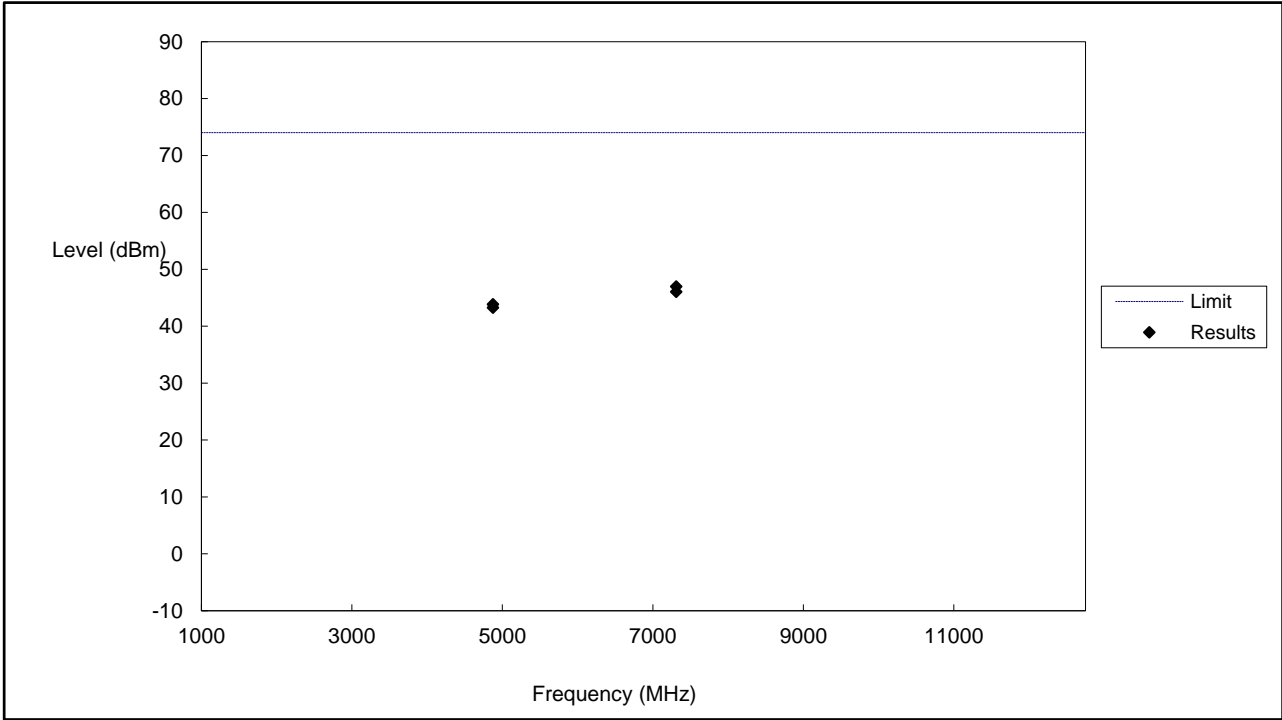
- Antenna 1
- Test Mode: 802.11b\_11Mbps(worst case)

Low Channel-2412MHz



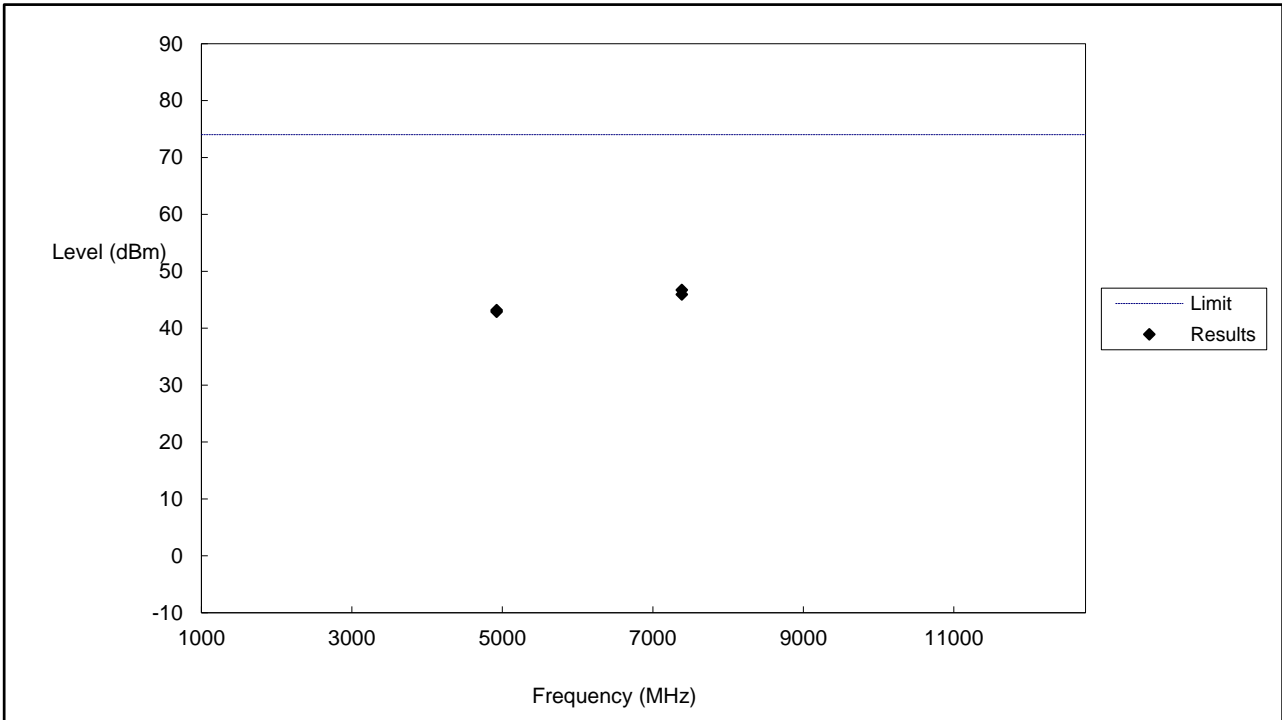
No.	Frequency (MHz)	Result (dBm)	Limit (dBm)	Margin (dB)	Polarity	Remark
1	4824.000	43.18	74.00	-30.82	H	RMS
2	7236.000	47.56	74.00	-26.44	H	RMS
1	4824.000	43.04	74.00	-30.96	V	RMS
2	7236.000	47.72	74.00	-26.28	V	RMS

Middle Channel-2437MHz



No.	Frequency (MHz)	Result (dBm)	Limit (dBm)	Margin (dB)	Polarity	Remark
1	4874.000	43.24	74.00	-30.76	H	RMS
2	7311.000	46.04	74.00	-27.96	H	RMS
1	4874.000	43.85	74.00	-30.15	V	RMS
2	7311.000	46.98	74.00	-27.02	V	RMS

High Channel-2462MHz



No.	Frequency (MHz)	Result (dBm)	Limit (dBm)	Margin (dB)	Polarity	Remark
1	4924.000	42.89	74.00	-31.11	H	RMS
2	7386.000	46.70	74.00	-27.30	H	RMS
1	4924.000	43.17	74.00	-30.83	V	RMS
2	7386.000	45.93	74.00	-28.07	V	RMS

Note: Testing is carried out with frequency rang 9kHz to the tenth harmonics, other than listed in the table above are attenuated more than 20dB below the permissible limits or the field strength is too small to be measured.

## 8. Out of Band Emissions

---

### 8.1 Standard Applicable

According to §15.247(d), in any 100kHz bandwidth outside the frequency band in which the spread spectrum or digitally modulated intentional radiator is operating, the radio frequency power that is produced by the intentional radiator shall be at least 20dB below that in the 100kHz bandwidth within the band that contains the highest level of the desired power, based on either an RF conducted or a radiated measurement, provided the transmitter demonstrates compliance with the peak conducted power limits. If the transmitter complies with the conducted power limits based on the use of RMS averaging over a time interval, as permitted under paragraph (b)(3) of this section, the attenuation required under this paragraph shall be 30dB instead of 20dB. Attenuation below the general limits specified in §15.209(a) is not required. In addition, radiated emissions which fall in the restricted bands, as defined in §15.205(a), must also comply with the radiated emission limits specified in §15.209(a).

### 8.2 Test Procedure

According to the KDB 558074D01 v05r02 Subclause 8.4 and ANSI C63.10-2013 Subclause 11.11, the Emissions in nonrestricted frequency bands test method as follows:

- a) Set the center frequency and span to encompass frequency range to be measured.
- b) Set the RBW = 100kHz.
- c) Set the VBW  $\geq [3 \times \text{RBW}]$ .
- d) Detector = peak.
- e) Sweep time = auto couple.
- f) Trace mode = max hold.
- g) Allow trace to fully stabilize.
- h) Use the peak marker function to determine the maximum amplitude level.

According to the KDB 558074 D01 v05r02 Subclause 8.5 and ANSI C63.10-2013 Subclause 11.12, the Emissions in restricted frequency bands test method as follows:

#### A. Radiated emission measurements:

Set span = wide enough to capture the peak level of the emission operating on the channel closest to the bandedge, as well as any modulation products which fall outside of the authorized band of operation (2310MHz to 2420MHz for low bandedge, 2460MHz to 2500MHz for the high bandedge)

RBW = 1MHz, VBW = 1MHz for peak value measured

RBW = 1MHz, VBW = 10Hz for average value measured

Sweep = auto; Detector function = peak/average; Trace = max hold

All the trace to stabilize, set the marker on the emission at the bandedge, or on the highest modulation product outside of the band, if this level is greater than that at the bandedge. Enable the marker-delta function, then use the marker-to-peak function to move the marker to the peak of the in-band emission. Those emission

must comply with the 15.209 limit for fall in the restricted bands listed in section 15.205. Note that the method of measurement KDB publication number: 913591 may be used for the radiated bandedge measurements.

**B. Antenna-port conducted measurements**

Peak emission levels are measured by setting the instrument as follows:

- a) RBW = as specified in Table 9.
- b) VBW  $\geq [3 \times \text{RBW}]$ .
- c) Detector = peak.
- d) Sweep time = auto.
- e) Trace mode = max hold.
- f) Allow sweeps to continue until the trace stabilizes. (Note that the required measurement time may be lengthened for low-duty-cycle applications.)

**Table 9—RBW as a function of frequency**

Frequency	RBW
9 kHz to 150 kHz	200 Hz to 300 Hz
0.15 MHz to 30 MHz	9 kHz to 10 kHz
30 MHz to 1000 MHz	100 kHz to 120 kHz
>1000 MHz	1 MHz

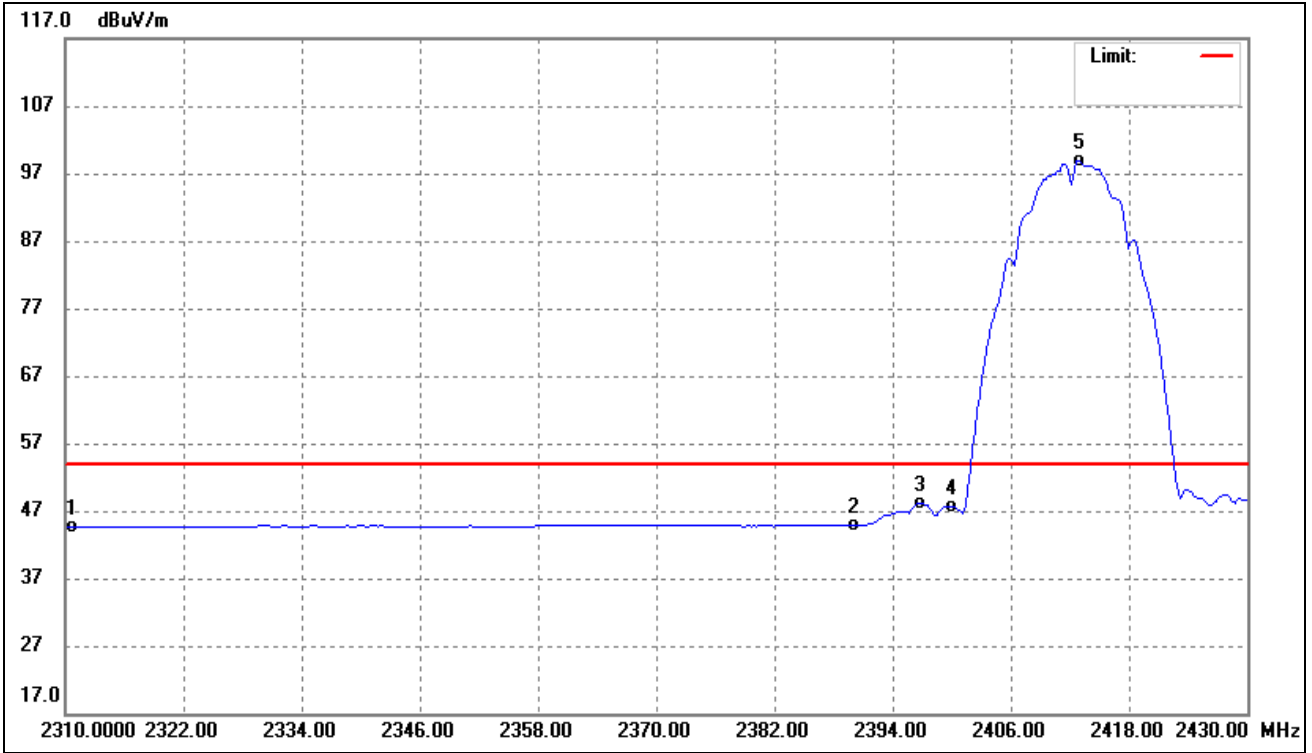
If the peak-detected amplitude can be shown to comply with the average limit, then it is not necessary to perform a separate average measurement.

Ensure that the amplitude of all unwanted emissions outside of the authorized frequency band (excluding restricted frequency bands) are attenuated by at least the minimum requirements specified in section 8.1. Report the three highest emissions relative to the limit.

**8.3 Summary of Test Results/Plots**

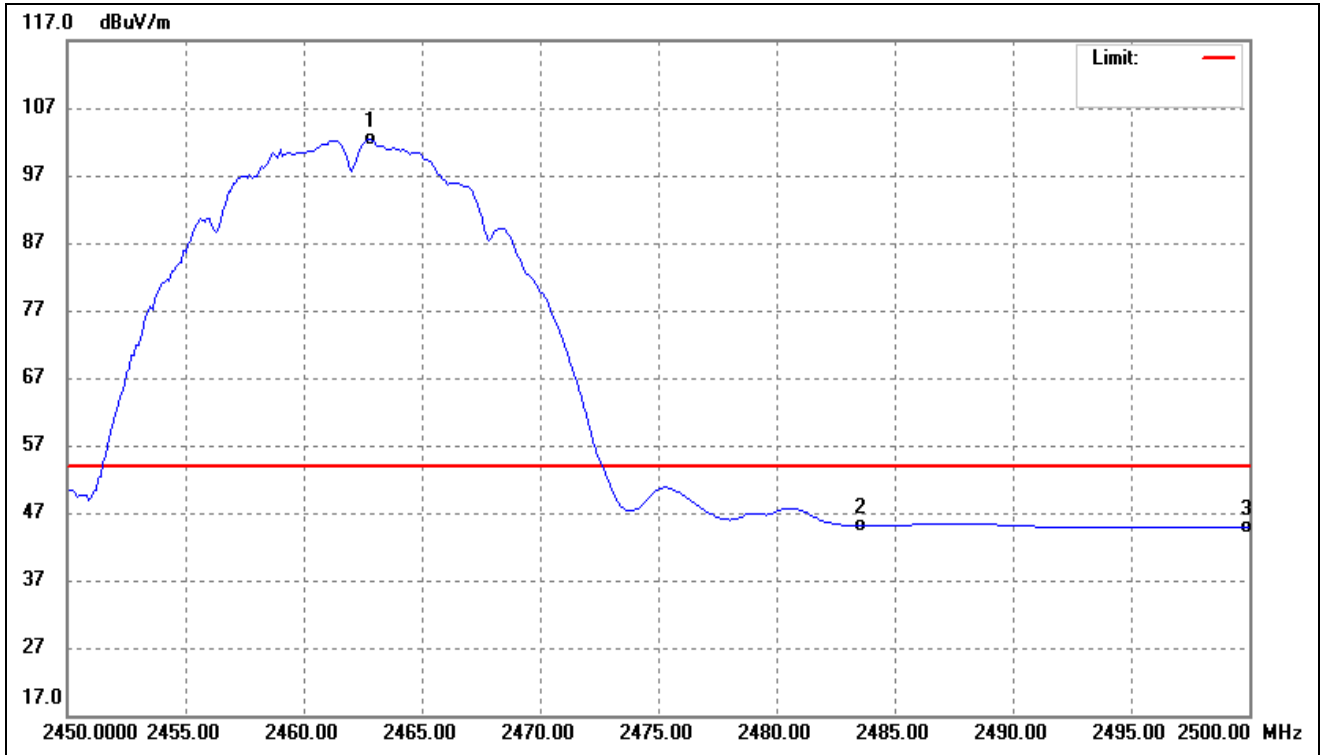
- Radiated test
- Antenna 0

802.11b_11Mbps			
Test Channel	Low	Polarity:	Horizontal(worst case)



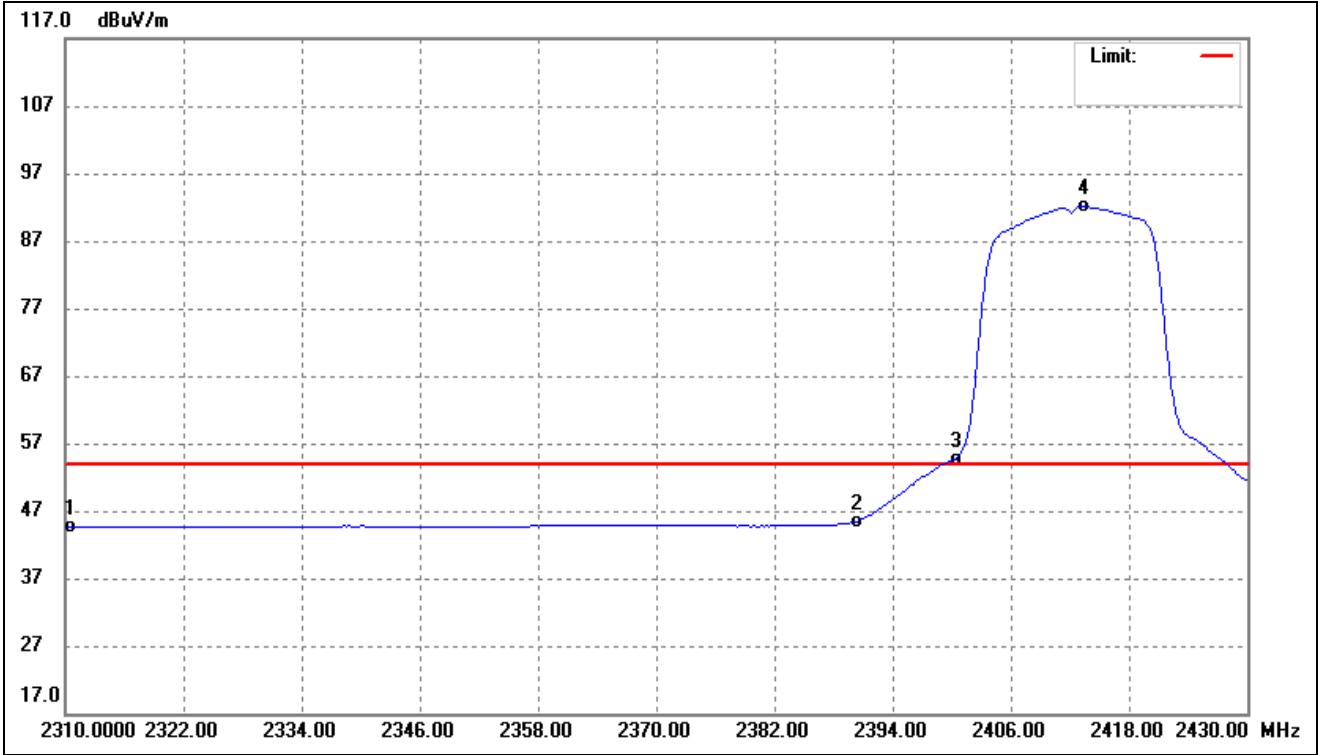
No.	Frequency (MHz)	Reading (dBuV/m)	Correct (dB/m)	Result (dBuV/m)	Limit (dBuV/m)	Margin (dB)	Remark
1	2310.000	43.60	0.98	44.58	54.00	-9.42	Average Detector
		57.63	0.98	58.61	74.00	-15.39	Peak Detector
2	2390.000	43.75	1.13	44.88	54.00	-9.12	Average Detector
		58.19	1.13	59.32	74.00	-14.68	Peak Detector
3	2396.573	46.94	1.14	48.08	Delta=50.82dBc		Average Detector
4	2400.000	46.39	1.15	47.54		Average Detector	
5	2412.926	97.72	1.18	98.90		Average Detector	

802.11b_11Mbps			
Test Channel	High	Polarity:	Horizontal(worst case)



No.	Frequency (MHz)	Reading (dBuV/m)	Correct dB/m	Result (dBuV/m)	Limit (dBuV/m)	Margin (dB)	Remark
1	2462.826	101.03	1.27	102.30	/	/	Average Detector
	2463.026	107.70	1.27	108.97	/	/	Peak Detector
2	2483.500	43.78	1.32	45.10	54.00	-8.90	Average Detector
	2483.500	56.72	1.32	58.04	74.00	-15.96	Peak Detector
3	2500.000	43.50	1.35	44.85	54.00	-9.15	Average Detector
	2500.000	57.18	1.35	58.53	74.00	-15.47	Peak Detector

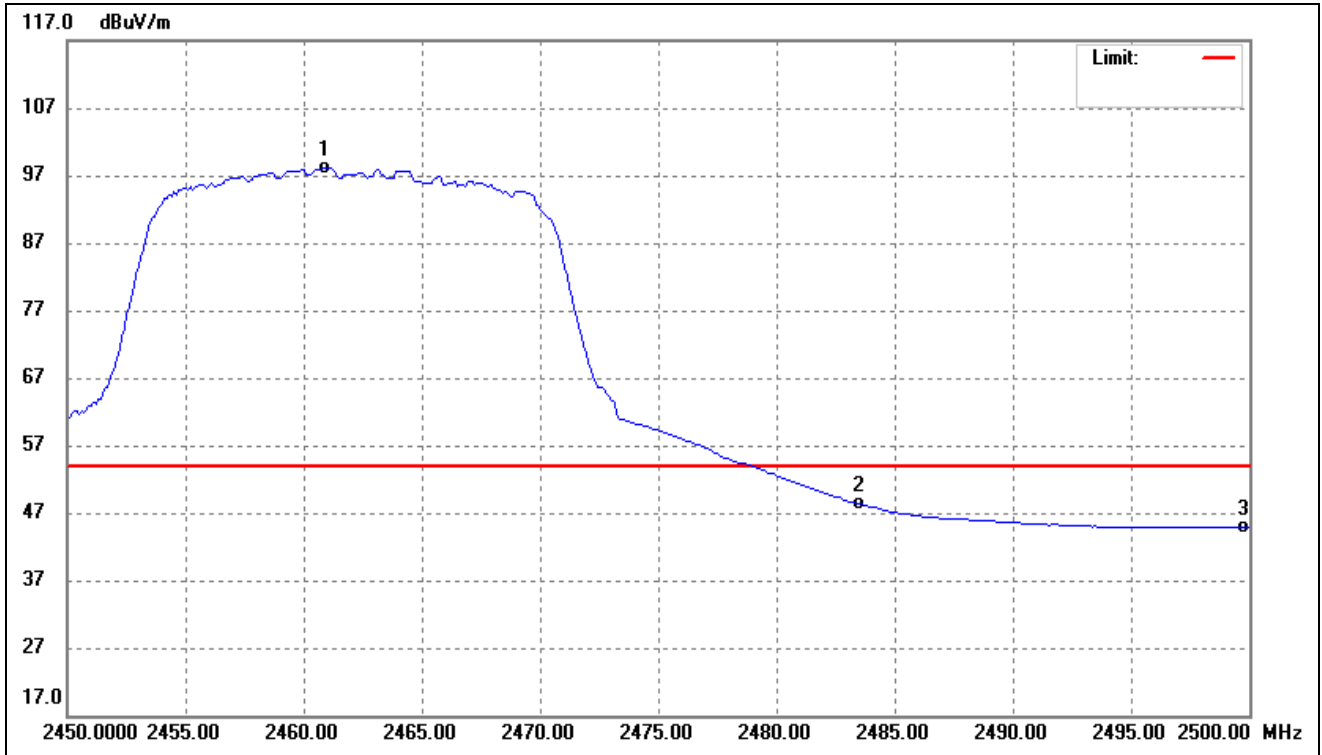
802.11g_54Mbps			
Test Channel	Low	Polarity:	Horizontal(worst case)



No.	Frequency (MHz)	Reading (dBuV/m)	Correct (dB/m)	Result (dBuV/m)	Limit (dBuV/m)	Margin (dB)	Remark
1	2310.000	43.61	0.98	44.59	54.00	-9.41	Average Detector
		56.42	0.98	57.40	74.00	-16.60	Peak Detector
2	2390.000	44.30	1.13	45.43	54.00	-8.57	Average Detector
		58.25	1.13	59.38	74.00	-14.62	Peak Detector
3	2400.000	53.46	1.15	54.61	Delta=37.51dBc		Average Detector
4	2413.407	90.94	1.18	92.12		Average Detector	

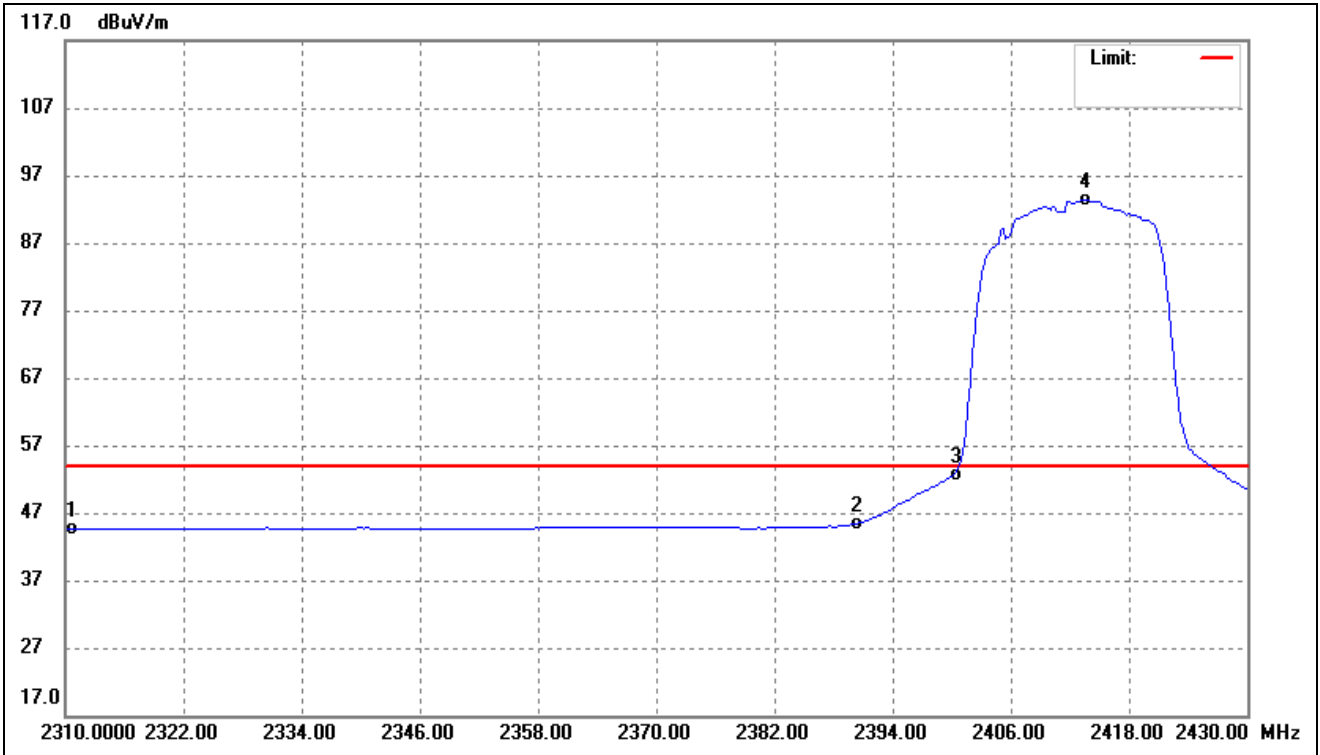


802.11g_54Mbps			
Test Channel	High	Polarity:	Horizontal(worst case)



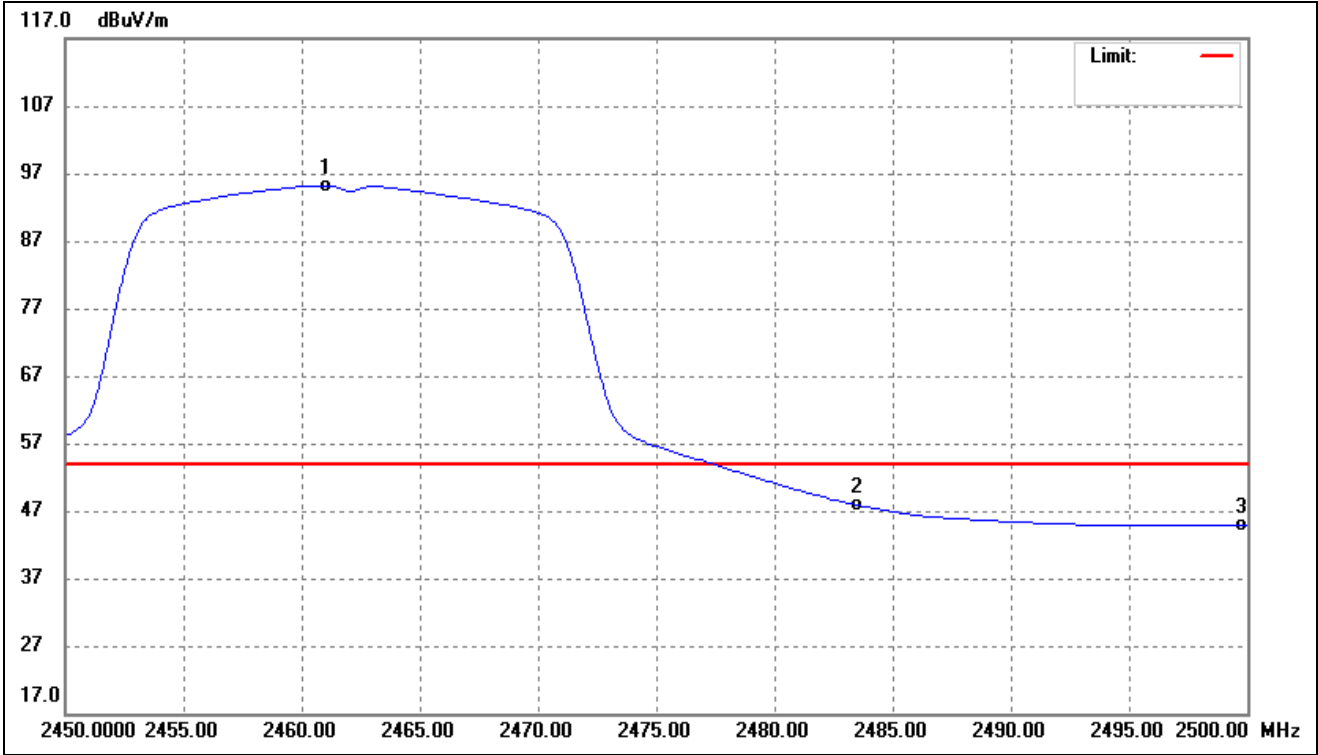
No.	Frequency (MHz)	Reading (dBuV/m)	Correct (dB/m)	Result (dBuV/m)	Limit (dBuV/m)	Margin (dB)	Remark
1	2460.922	96.77	1.27	98.04	/	/	Average Detector
	2462.725	108.89	1.27	110.16	/	/	Peak Detector
2	2483.500	46.94	1.32	48.26	54.00	-5.74	Average Detector
	2483.500	65.66	1.32	66.98	74.00	-7.02	Peak Detector
3	2500.000	43.50	1.35	44.85	54.00	-9.15	Average Detector
	2500.000	56.30	1.35	57.65	74.00	-16.35	Peak Detector

802.11n-HT20_MCS7			
Test Channel	Low	Polarity:	Horizontal(worst case)



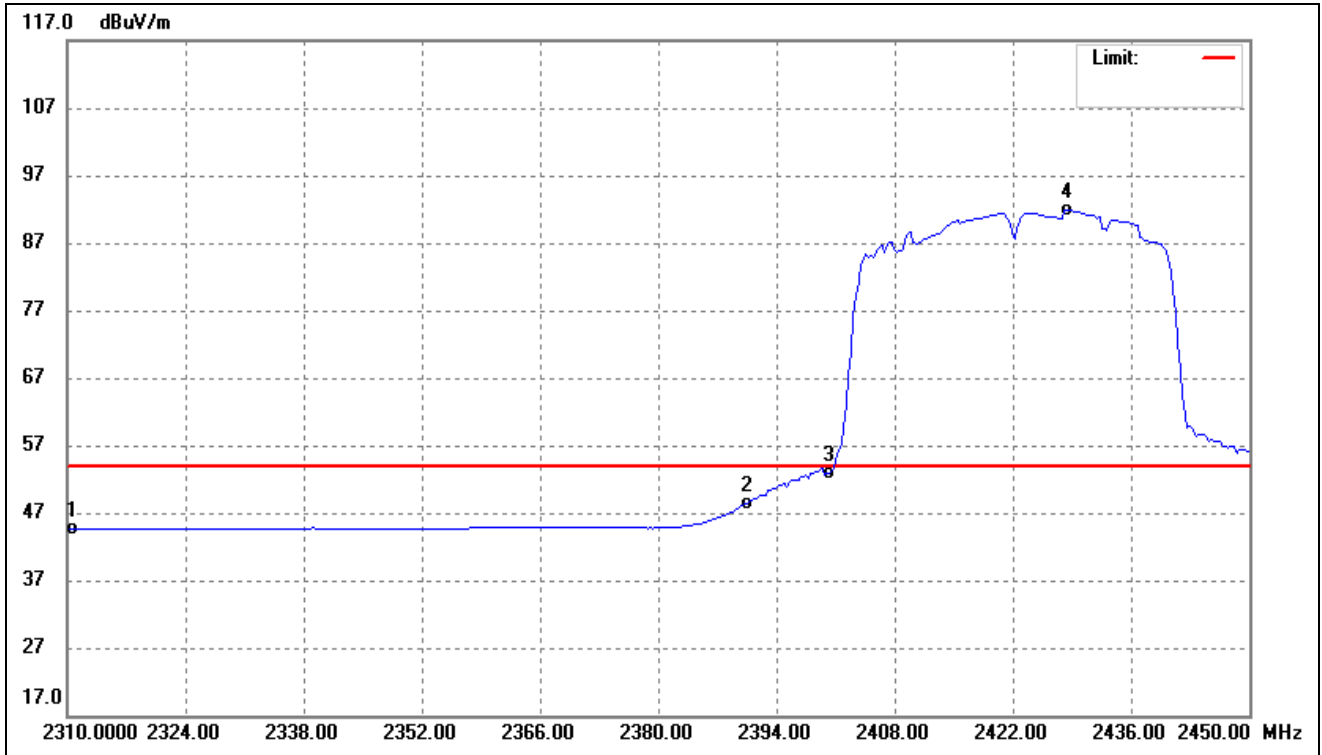
No.	Frequency (MHz)	Reading (dBuV/m)	Correct (dB/m)	Result (dBuV/m)	Limit (dBuV/m)	Margin (dB)	Remark
1	2310.000	43.59	0.98	44.57	54.00	-9.43	Average Detector
		56.39	0.98	57.37			74.00
2	2390.000	44.21	1.13	45.34	54.00	-8.66	Average Detector
		59.08	1.13	60.21			74.00
3	2400.000	51.46	1.15	52.61	Delta=40.73dBc		Average Detector
4	2413.407	92.16	1.18	93.34			Average Detector

802.11n-HT20_MCS7			
Test Channel	High	Polarity:	Horizontal(worst case)



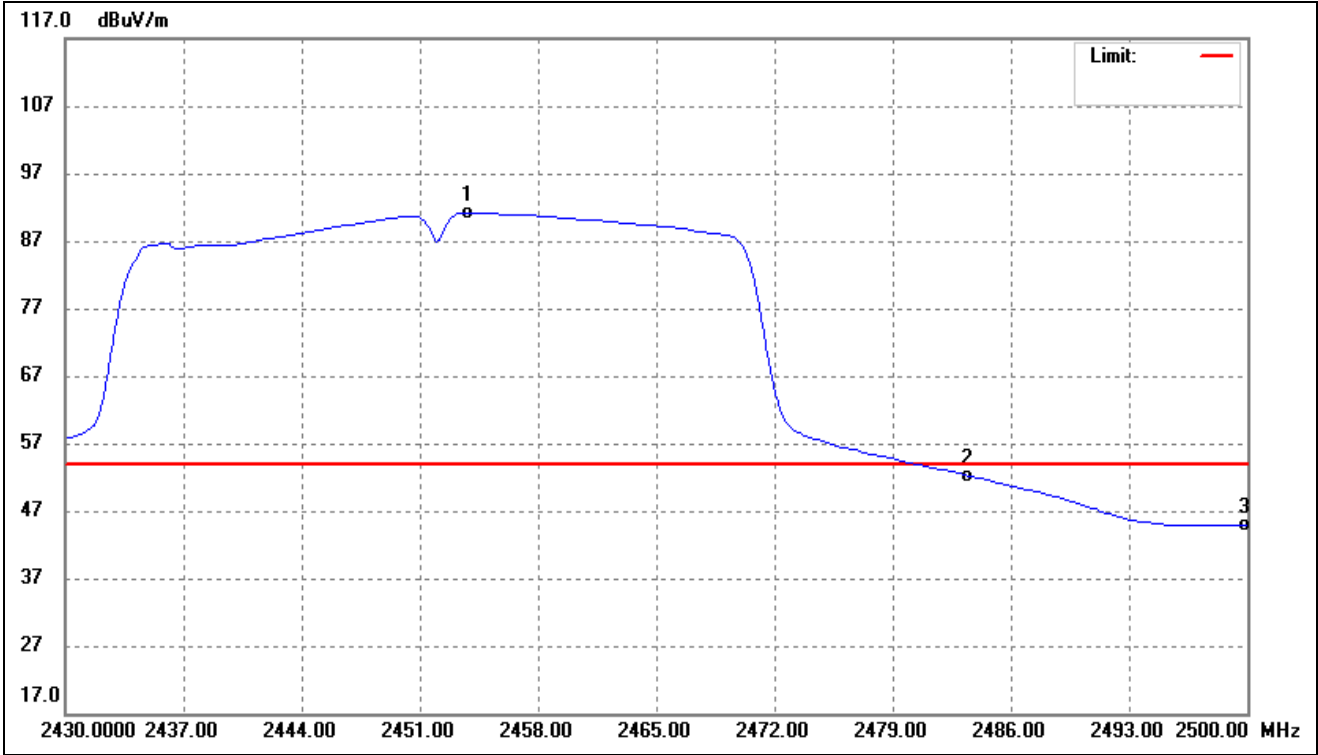
No.	Frequency (MHz)	Reading (dBuV/m)	Correct dB/m	Result (dBuV/m)	Limit (dBuV/m)	Margin (dB)	Remark
1	2461.022	93.98	1.27	95.25	/	/	Average Detector
	2460.721	107.31	1.27	108.58	/	/	Peak Detector
2	2483.500	46.48	1.32	47.80	54.00	-6.20	Average Detector
	2483.500	66.43	1.32	67.75	74.00	-6.25	Peak Detector
3	2500.000	43.44	1.35	44.79	54.00	-9.21	Average Detector
	2500.000	57.79	1.35	59.14	74.00	-14.86	Peak Detector

802.11n-HT40_MCS7			
Test Channel	Low	Polarity:	Horizontal(worst case)



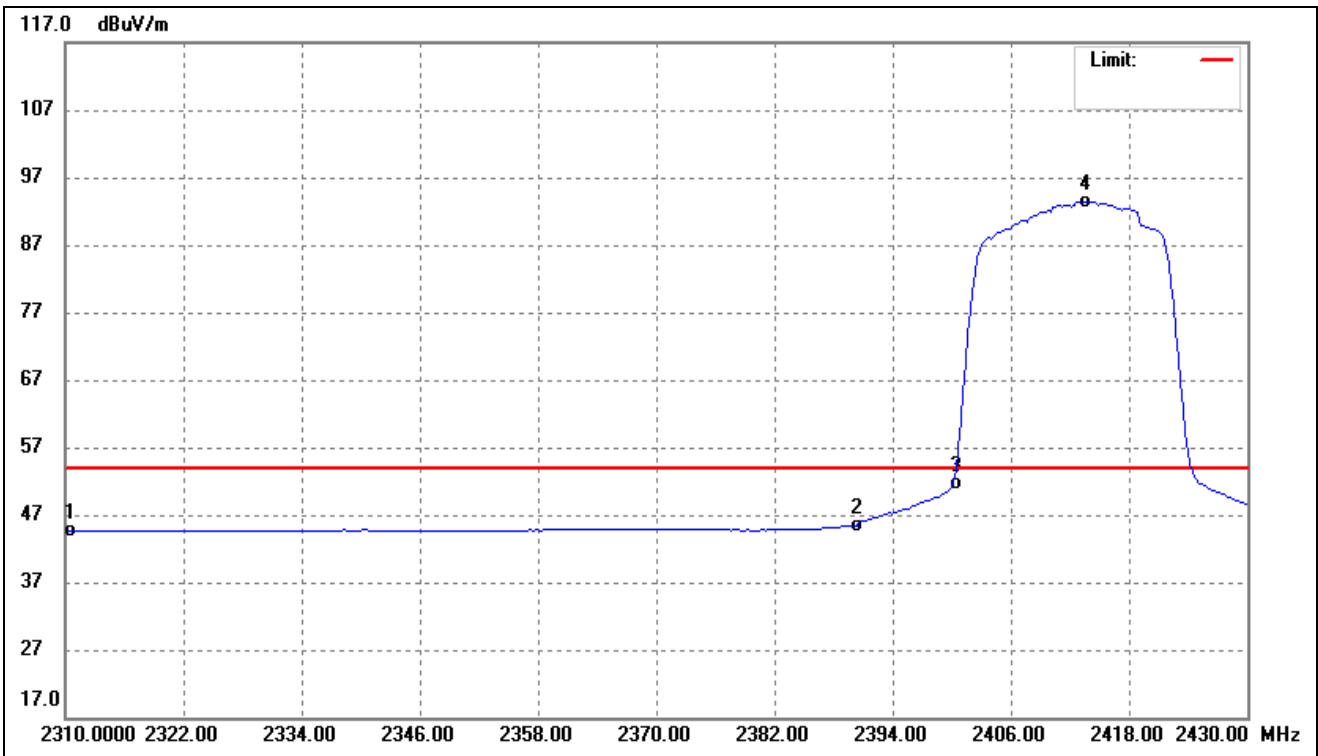
No.	Frequency (MHz)	Reading (dBuV/m)	Correct (dB/m)	Result (dBuV/m)	Limit (dBuV/m)	Margin (dB)	Remark
1	2310.000	43.61	0.98	44.59	54.00	-9.41	Average Detector
		56.38	0.98	57.36	74.00	-16.64	Peak Detector
2	2390.000	47.15	1.13	48.28	54.00	-5.72	Average Detector
		62.05	1.13	63.18	74.00	-10.82	Peak Detector
3	2400.000	51.61	1.15	52.76	Delta=39.24dBc		Average Detector
4	2428.397	90.79	1.21	92.00			Average Detector

802.11n-HT40_MCS7			
Test Channel	High	Polarity:	Horizontal(worst case)



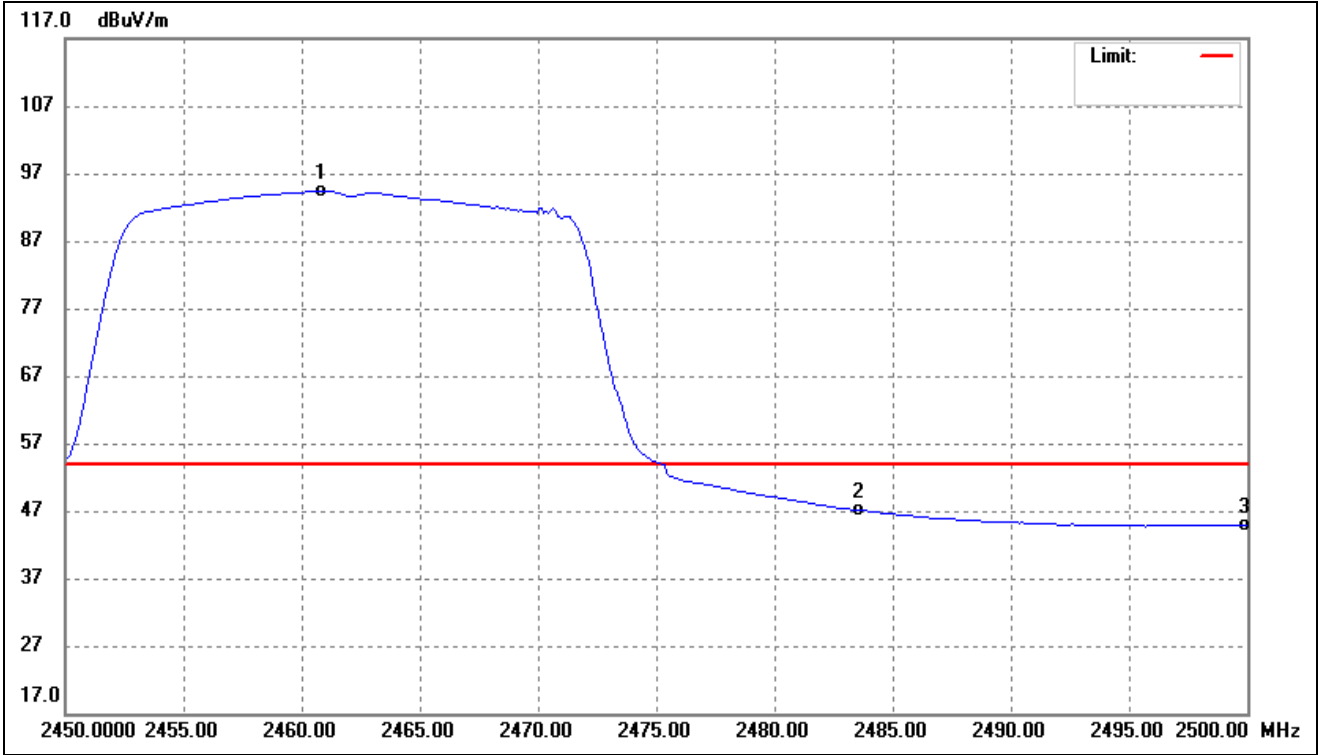
No.	Frequency (MHz)	Reading (dBuV/m)	Correct (dB/m)	Result (dBuV/m)	Limit (dBuV/m)	Margin (dB)	Remark
1	2453.848	89.98	1.26	91.24	/	/	Average Detector
	2457.776	104.15	1.27	105.42	/	/	Peak Detector
2	2483.500	50.85	1.32	52.17	54.00	-1.83	Average Detector
	2483.500	70.77	1.32	72.09	74.00	-1.91	Peak Detector
3	2500.000	43.48	1.35	44.83	54.00	-9.17	Average Detector
	2500.000	57.32	1.35	58.67	74.00	-15.33	Peak Detector

802.11ax-HT20_MCS7			
Test Channel	Low	Polarity:	Horizontal(worst case)



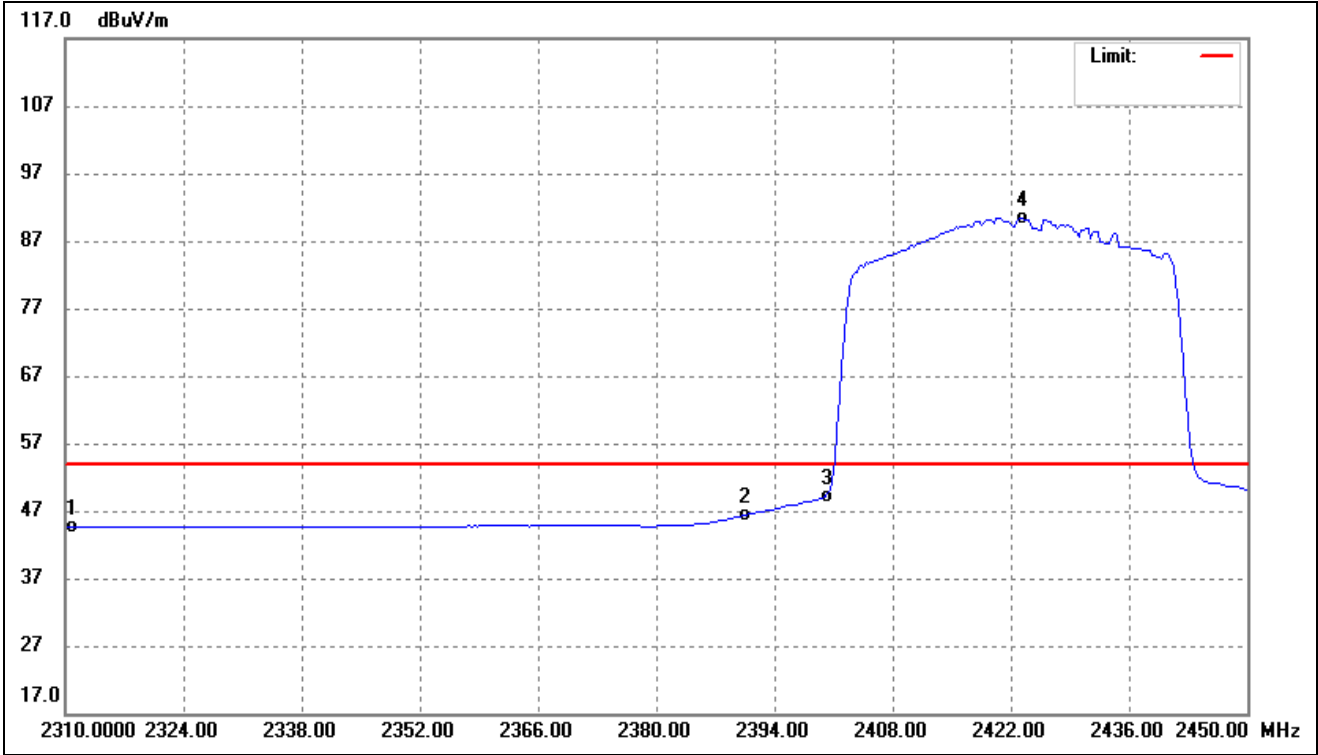
No.	Frequency (MHz)	Reading (dBuV/m)	Correct (dB/m)	Result (dBuV/m)	Limit (dBuV/m)	Margin (dB)	Remark
1	2310.000	43.61	0.98	44.59	54.00	-9.41	Average Detector
		56.41	0.98	57.39	74.00	-16.61	Peak Detector
2	2390.000	44.24	1.13	45.37	54.00	-8.63	Average Detector
		60.95	1.13	62.08	74.00	-11.92	Peak Detector
3	2400.000	50.41	1.15	51.56	Delta=41.94dBc		Average Detector
4	2413.647	92.32	1.18	93.50		Average Detector	

802.11ax-HT20_MCS7			
Test Channel	High	Polarity:	Horizontal(worst case)



No.	Frequency (MHz)	Reading (dBuV/m)	Correct dB/m	Result (dBuV/m)	Limit (dBuV/m)	Margin (dB)	Remark
1	2460.721	93.10	1.27	94.37	/	/	Average Detector
	2460.421	109.50	1.27	110.77	/	/	Peak Detector
2	2483.500	45.79	1.32	47.11	54.00	-6.89	Average Detector
	2483.500	63.63	1.32	64.95	74.00	-9.05	Peak Detector
3	2500.000	43.47	1.35	44.82	54.00	-9.18	Average Detector
	2500.000	56.32	1.35	57.67	74.00	-16.33	Peak Detector

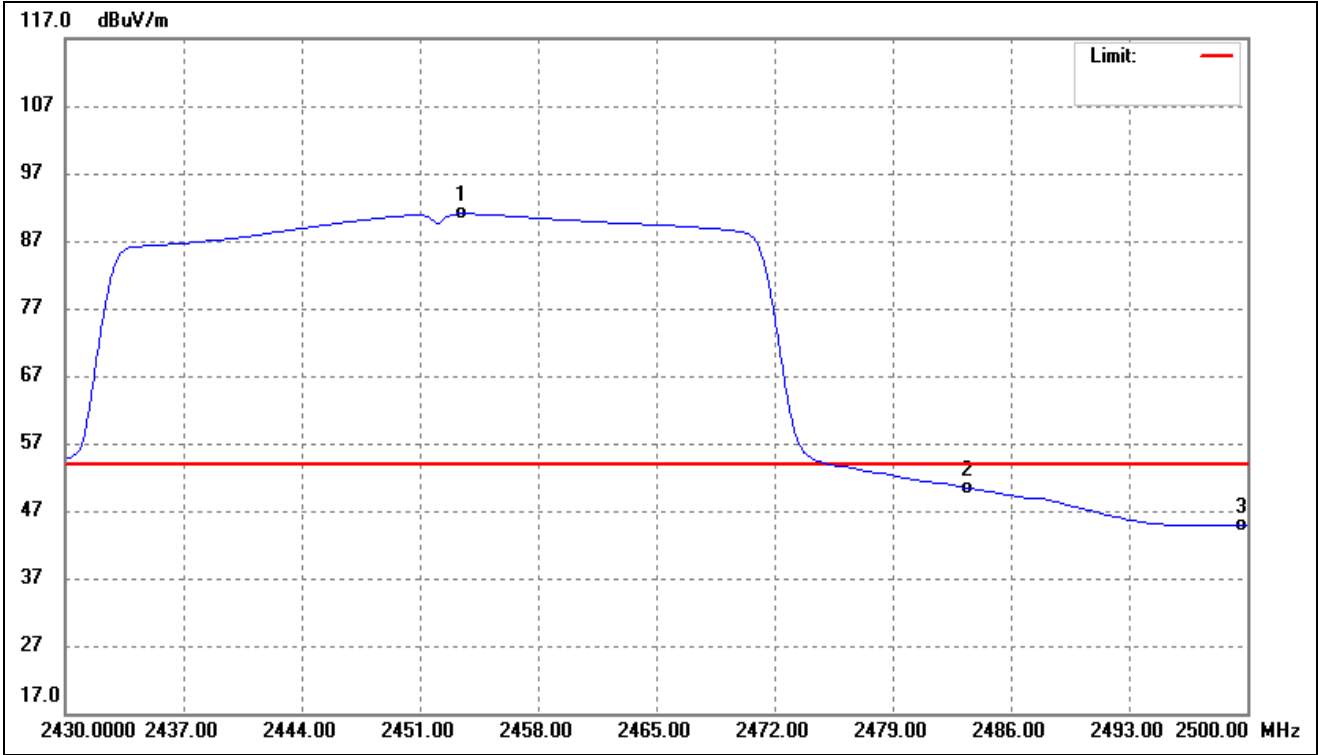
802.11ax-HT40_MCS7			
Test Channel	Low	Polarity:	Horizontal(worst case)



No.	Frequency (MHz)	Reading (dBuV/m)	Correct (dB/m)	Result (dBuV/m)	Limit (dBuV/m)	Margin (dB)	Remark
1	2310.000	43.62	0.98	44.60	54.00	-9.40	Average Detector
		56.22	0.98	57.20			74.00
2	2390.000	45.17	1.13	46.30	54.00	-7.70	Average Detector
		59.37	1.13	60.50			74.00
3	2400.000	48.09	1.15	49.24	Delta=41.23dBc		Average Detector
4	2423.347	89.27	1.20	90.47			Average Detector



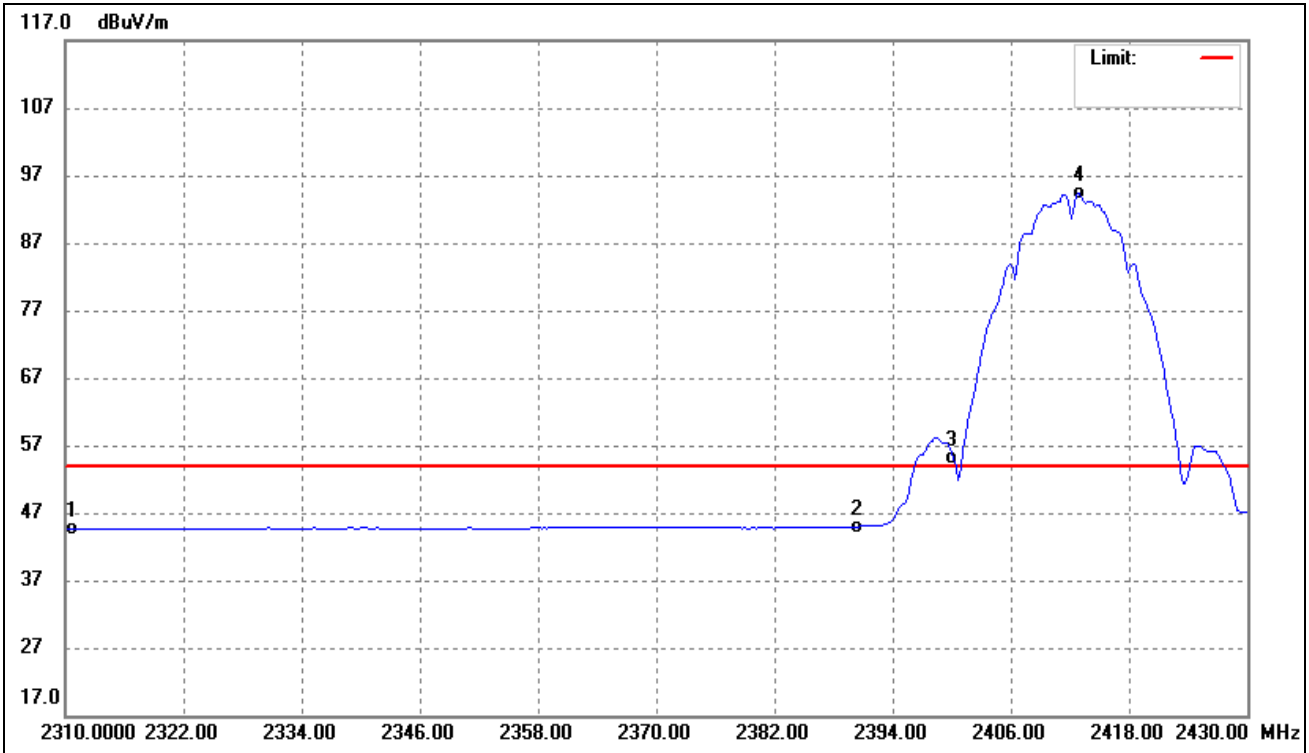
802.11ax-HT40_MCS7			
Test Channel	High	Polarity:	Horizontal(worst case)



No.	Frequency (MHz)	Reading (dBuV/m)	Correct (dB/m)	Result (dBuV/m)	Limit (dBuV/m)	Margin (dB)	Remark
1	2453.427	89.82	1.26	91.08	/	/	Average Detector
	2456.373	103.14	1.26	104.40	/	/	Peak Detector
2	2483.500	49.01	1.32	50.33	54.00	-3.67	Average Detector
	2483.500	68.54	1.32	69.86	74.00	-4.14	Peak Detector
3	2500.000	43.44	1.35	44.79	54.00	-9.21	Average Detector
	2500.000	56.73	1.35	58.08	74.00	-15.92	Peak Detector

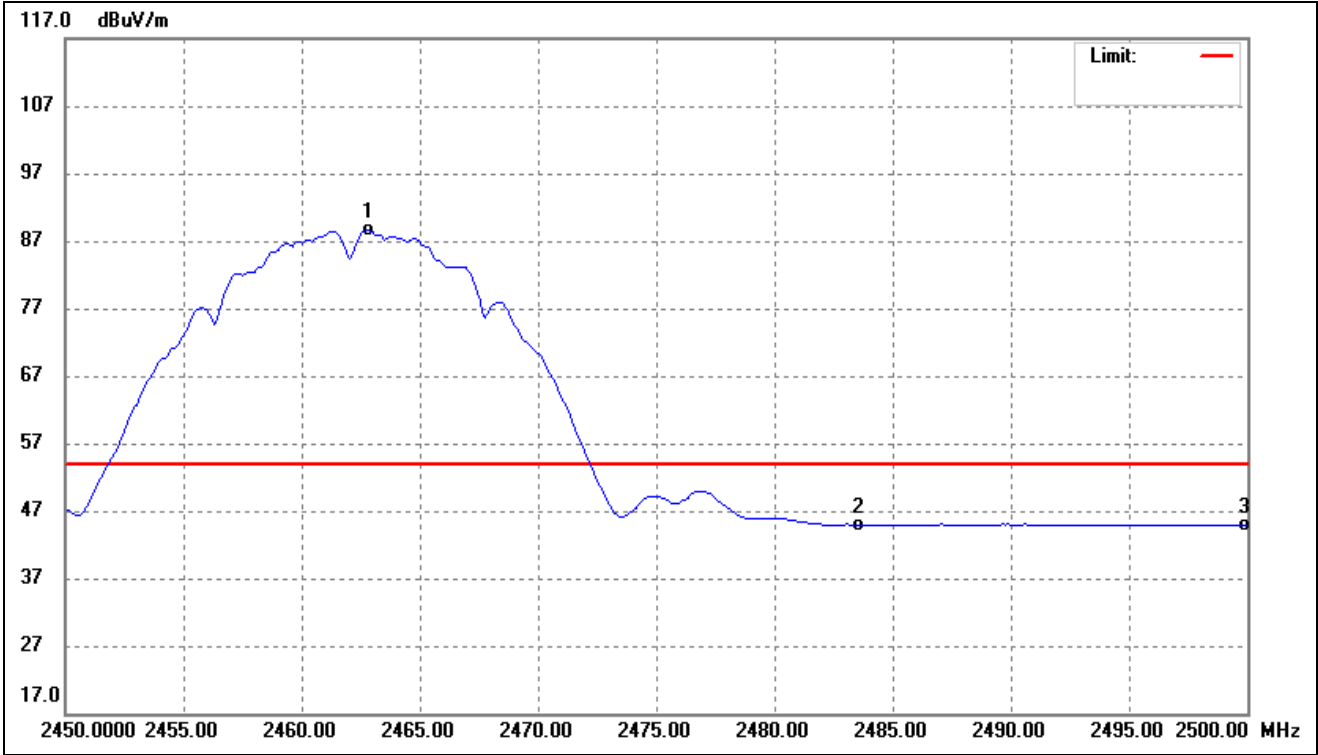
➤ Antenna 1

802.11b_11Mbps			
Test Channel	Low	Polarity:	Horizontal(worst case)



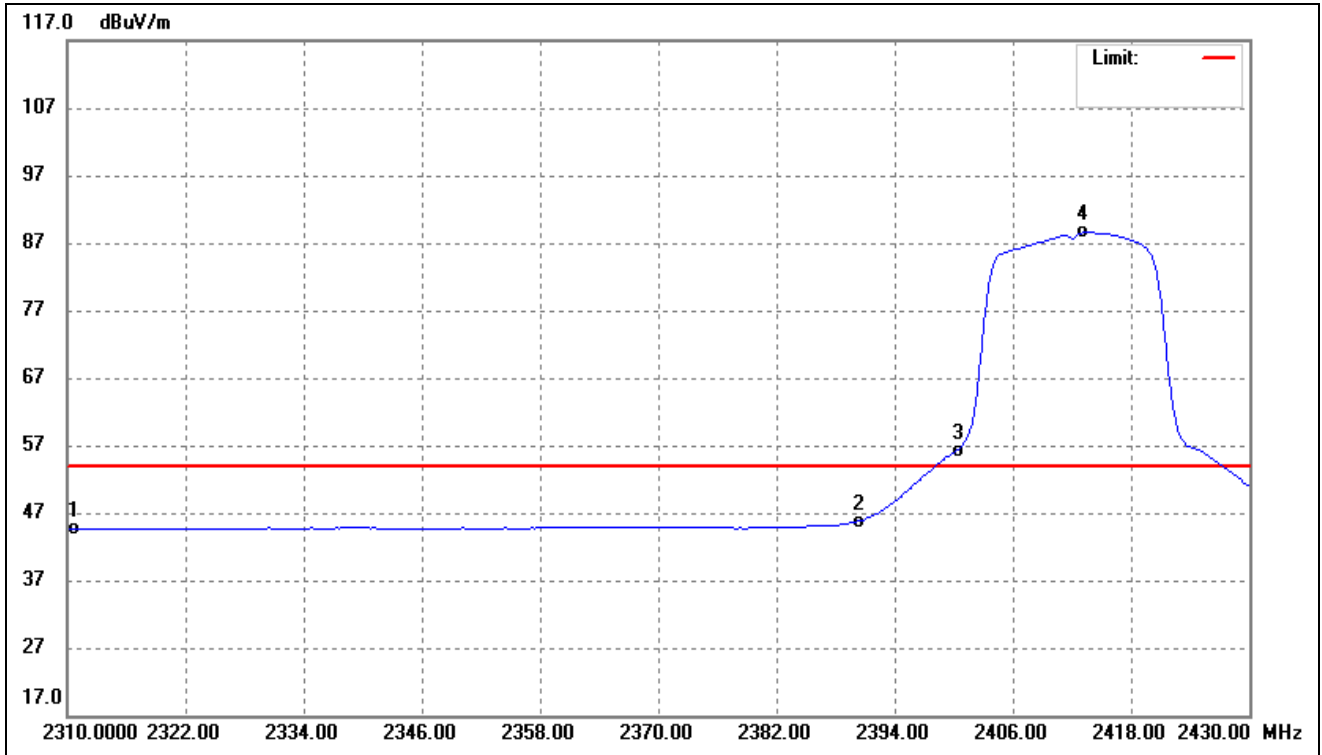
No.	Frequency (MHz)	Reading (dBuV/m)	Correct (dB/m)	Result (dBuV/m)	Limit (dBuV/m)	Margin (dB)	Remark
1	2310.000	43.62	0.98	44.60	54.00	-9.40	Average Detector
		57.47	0.98	58.45			74.00
2	2390.000	43.79	1.13	44.92	54.00	-9.08	Average Detector
		57.33	1.13	58.46			74.00
3	2400.000	54.06	1.15	55.21	Delta=39.08dBc		Average Detector
4	2412.926	93.11	1.18	94.29			Average Detector

802.11b_11Mbps			
Test Channel	High	Polarity:	Horizontal(worst case)



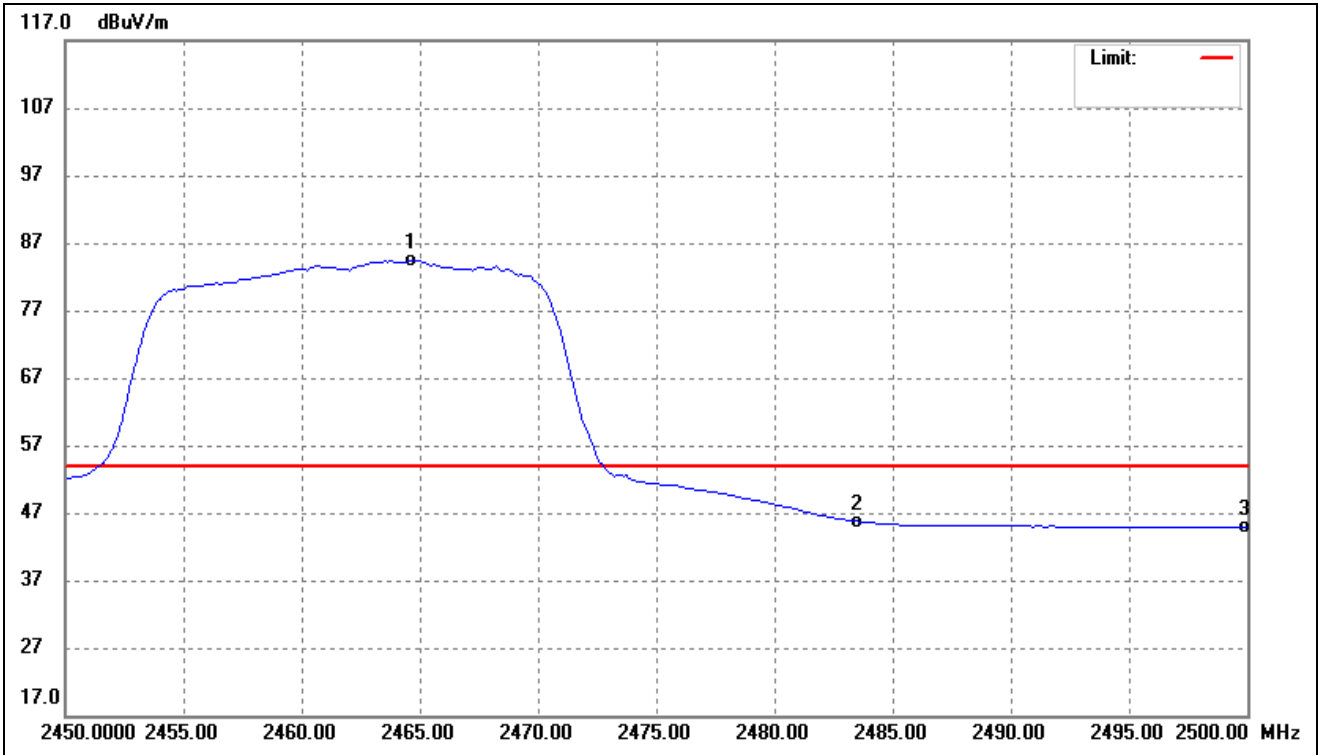
No.	Frequency (MHz)	Reading (dBuV/m)	Correct (dB/m)	Result (dBuV/m)	Limit (dBuV/m)	Margin (dB)	Remark
1	2462.725	87.28	1.27	88.55	/	/	Average Detector
	2462.926	94.22	1.27	95.49	/	/	Peak Detector
2	2483.500	43.64	1.32	44.96	54.00	-9.04	Average Detector
	2483.500	56.28	1.32	57.60	74.00	-16.40	Peak Detector
3	2500.000	43.57	1.35	44.92	54.00	-9.08	Average Detector
	2500.000	56.85	1.35	58.20	74.00	-15.80	Peak Detector

802.11g_54Mbps			
Test Channel	Low	Polarity:	Horizontal(worst case)



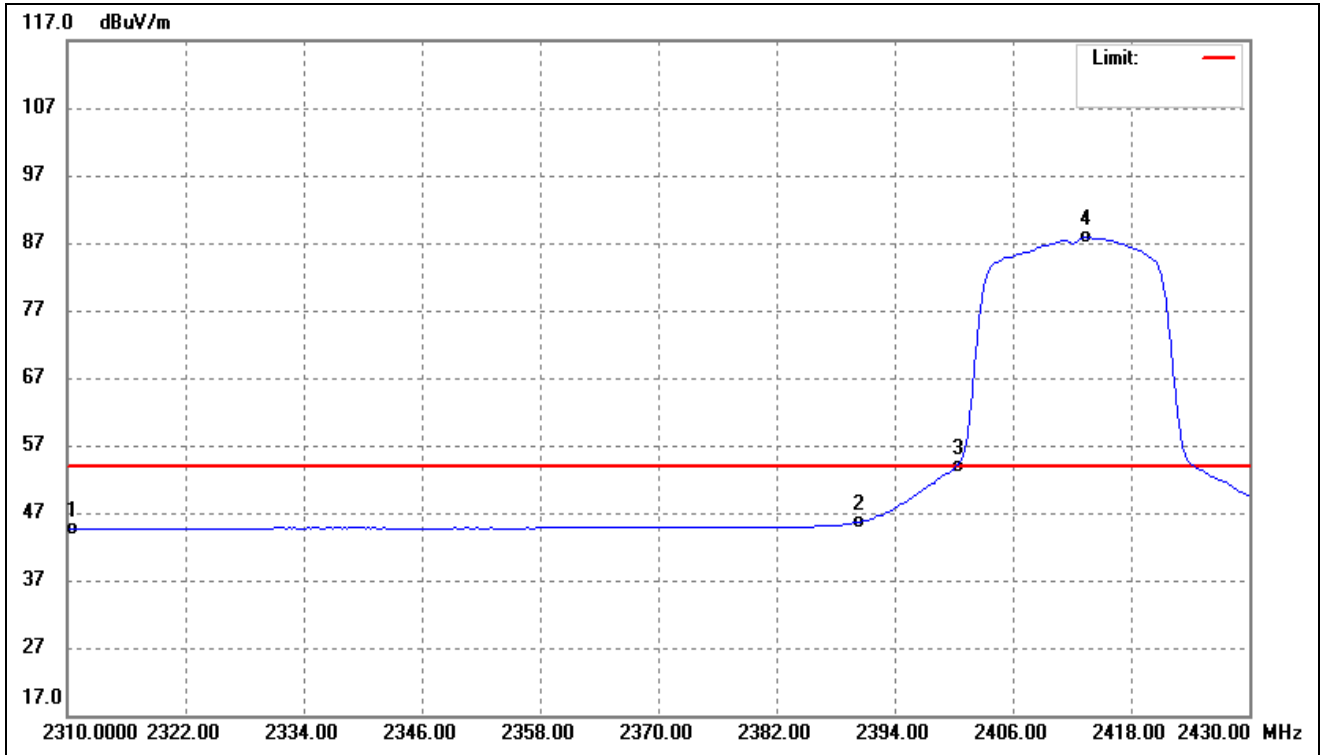
No.	Frequency (MHz)	Reading (dBuV/m)	Correct (dB/m)	Result (dBuV/m)	Limit (dBuV/m)	Margin (dB)	Remark
1	2310.000	43.62	0.98	44.60	54.00	-9.40	Average Detector
		56.07	0.98	57.05	74.00	-16.95	Peak Detector
2	2390.000	44.57	1.13	45.70	54.00	-8.30	Average Detector
		59.19	1.13	60.32	74.00	-13.68	Peak Detector
3	2400.000	55.02	1.15	56.17	Delta=32.44dBc		Average Detector
4	2413.166	87.43	1.18	88.61		Average Detector	

802.11g_54Mbps			
Test Channel	High	Polarity:	Horizontal(worst case)



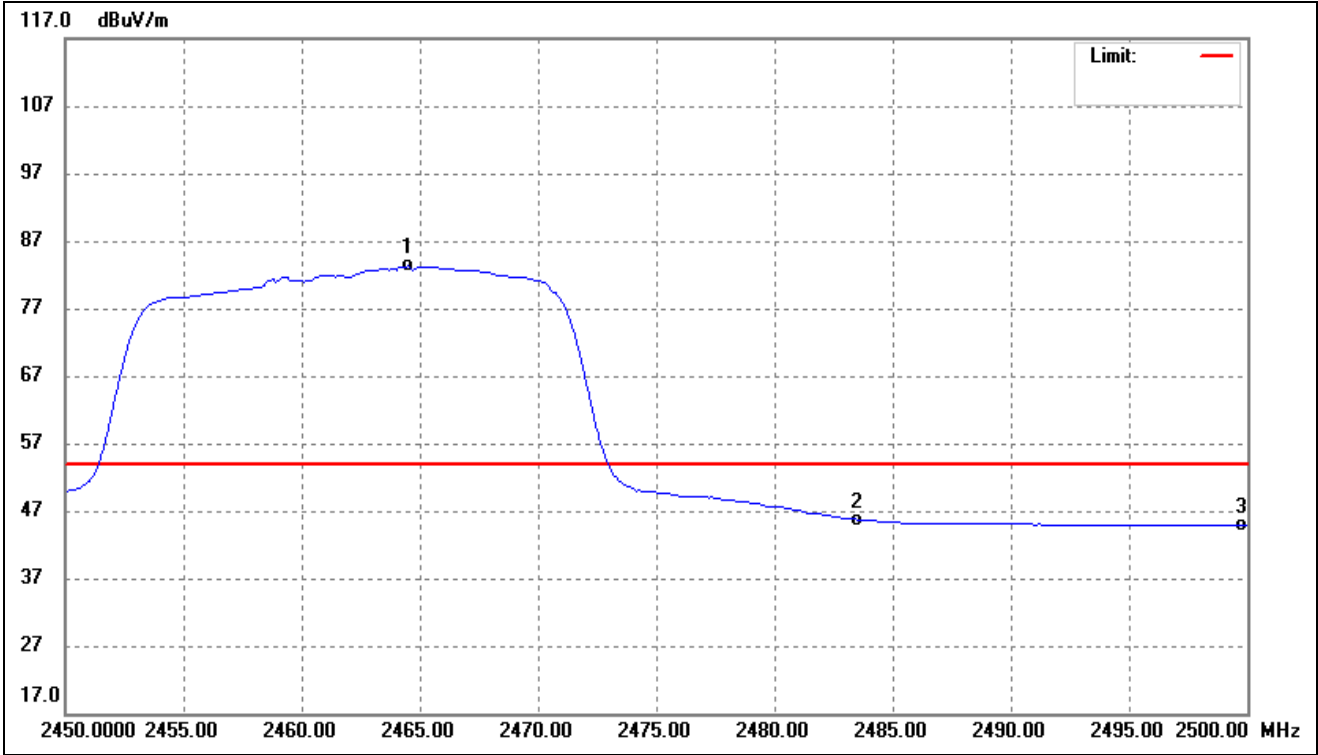
No.	Frequency (MHz)	Reading (dBuV/m)	Correct (dB/m)	Result (dBuV/m)	Limit (dBuV/m)	Margin (dB)	Remark
1	2464.629	83.03	1.27	84.30	/	/	Average Detector
	2465.130	94.68	1.27	95.95	/	/	Peak Detector
2	2483.500	44.40	1.32	45.72	54.00	-8.28	Average Detector
	2483.500	58.07	1.32	59.39	74.00	-14.61	Peak Detector
3	2500.000	43.56	1.35	44.91	54.00	-9.09	Average Detector
	2500.000	56.54	1.35	57.89	74.00	-16.11	Peak Detector

802.11n-HT20_MCS7			
Test Channel	Low	Polarity:	Horizontal(worst case)



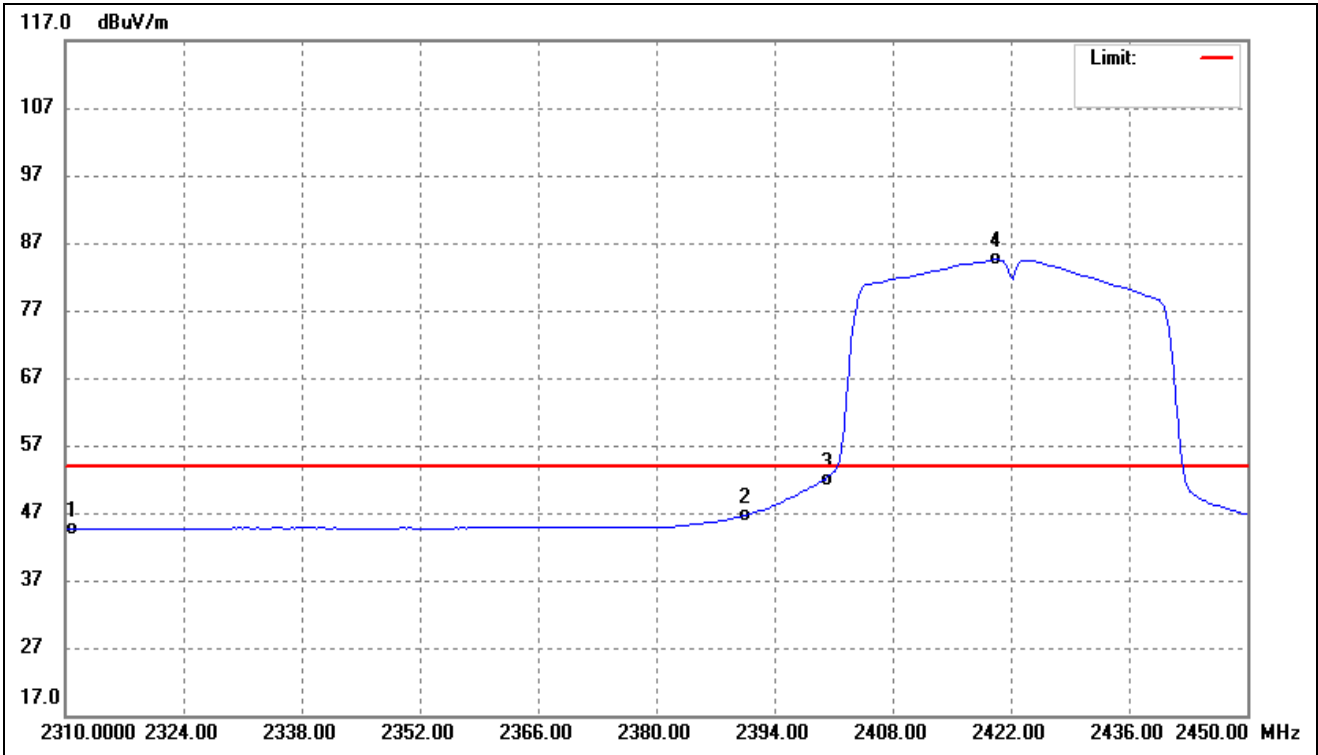
No.	Frequency (MHz)	Reading (dBuV/m)	Correct (dB/m)	Result (dBuV/m)	Limit (dBuV/m)	Margin (dB)	Remark
1	2310.000	43.62	0.98	44.60	54.00	-9.40	Average Detector
		56.45	0.98	57.43			74.00
2	2390.000	44.44	1.13	45.57	54.00	-8.43	Average Detector
		57.79	1.13	58.92			74.00
3	2400.000	52.64	1.15	53.79	Delta=34.01dBc		Average Detector
4	2413.407	86.62	1.18	87.80			Average Detector

802.11n-HT20_MCS7			
Test Channel	High	Polarity:	Horizontal(worst case)



No.	Frequency (MHz)	Reading (dBuV/m)	Correct dB/m	Result (dBuV/m)	Limit (dBuV/m)	Margin (dB)	Remark
1	2464.529	81.99	1.27	83.26	/	/	Average Detector
	2465.030	93.56	1.27	94.83	/	/	Peak Detector
2	2483.500	44.38	1.32	45.70	54.00	-8.30	Average Detector
	2483.500	58.06	1.32	59.38	74.00	-14.62	Peak Detector
3	2500.000	43.57	1.35	44.92	54.00	-9.08	Average Detector
	2500.000	56.48	1.35	57.83	74.00	-16.17	Peak Detector

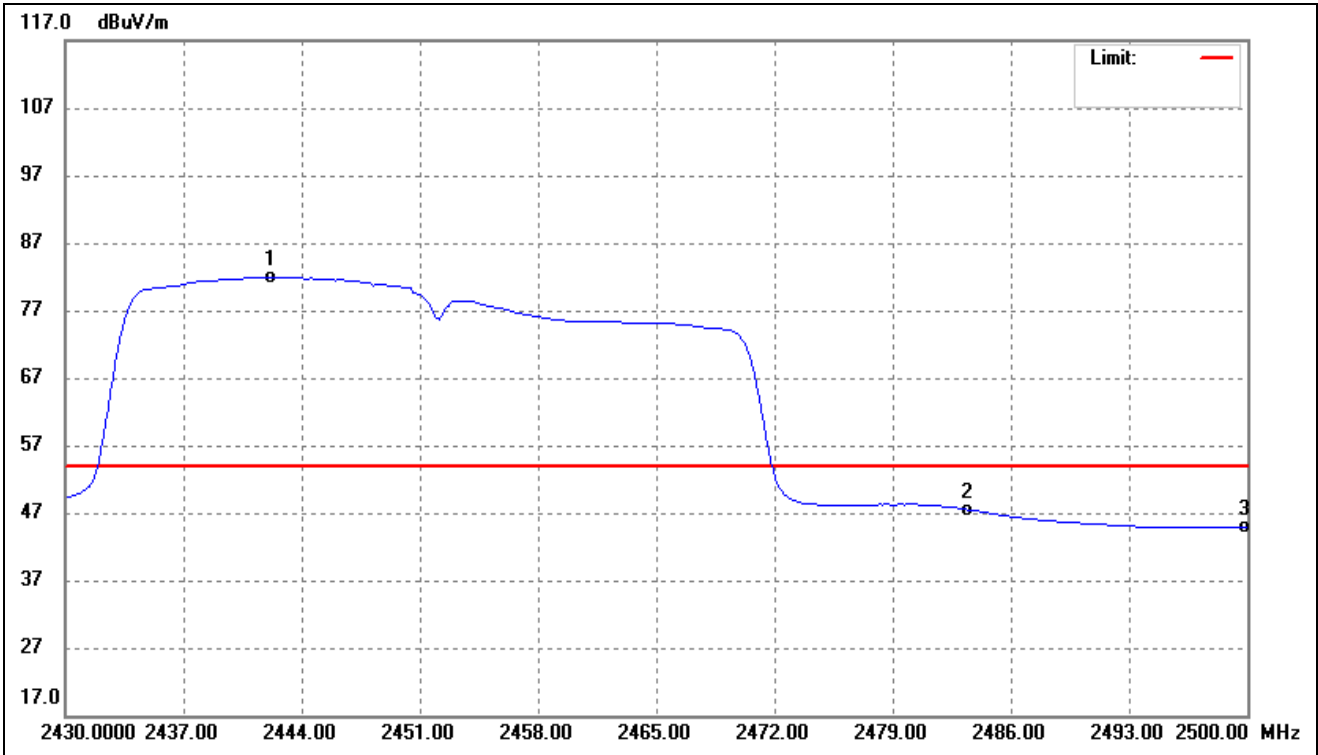
802.11n-HT40_MCS7			
Test Channel	Low	Polarity:	Horizontal(worst case)



No.	Frequency (MHz)	Reading (dBuV/m)	Correct (dB/m)	Result (dBuV/m)	Limit (dBuV/m)	Margin (dB)	Remark
1	2310.000	43.65	0.98	44.63	54.00	-9.37	Average Detector
		56.31	0.98	57.29			74.00
2	2390.000	45.45	1.13	46.58	54.00	-7.42	Average Detector
		59.44	1.13	60.57			74.00
3	2400.000	50.83	1.15	51.98	Delta=32.55dBc		Average Detector
4	2420.261	83.34	1.19	84.53			Average Detector

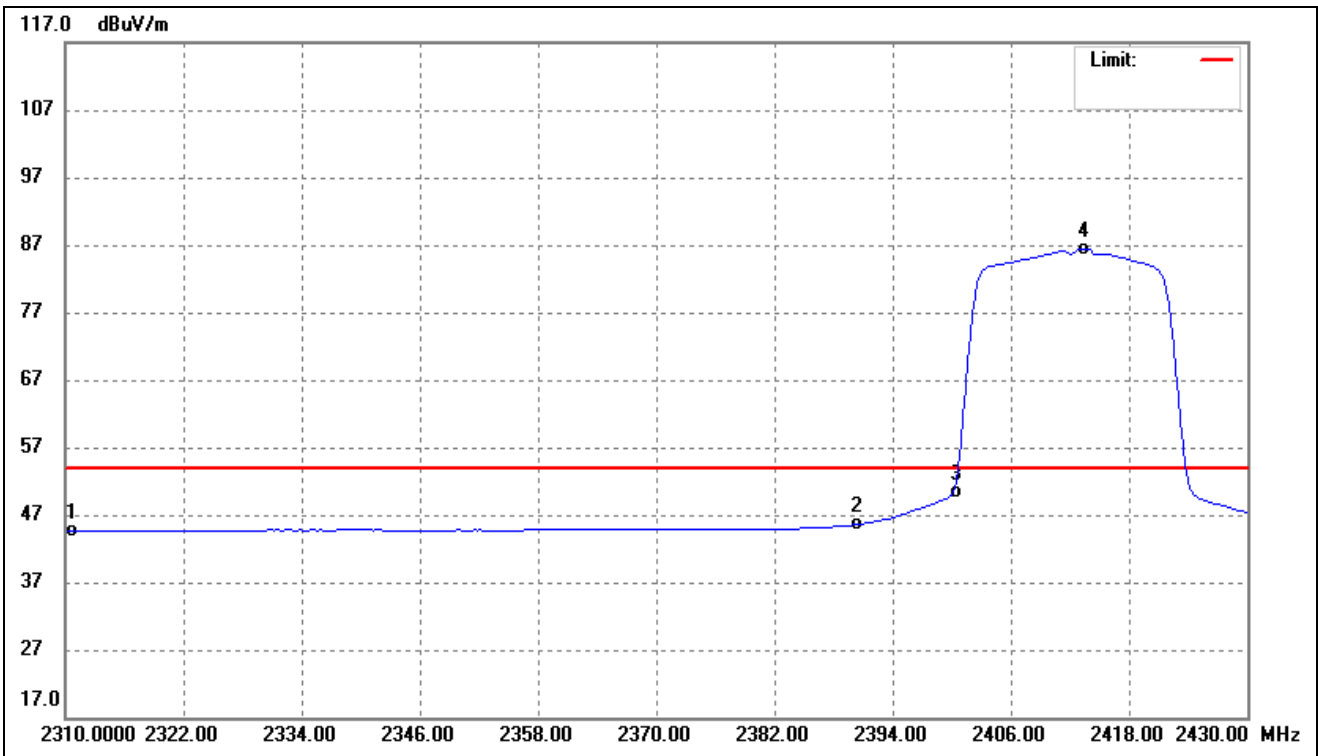


802.11n-HT40_MCS7			
Test Channel	High	Polarity:	Horizontal(worst case)



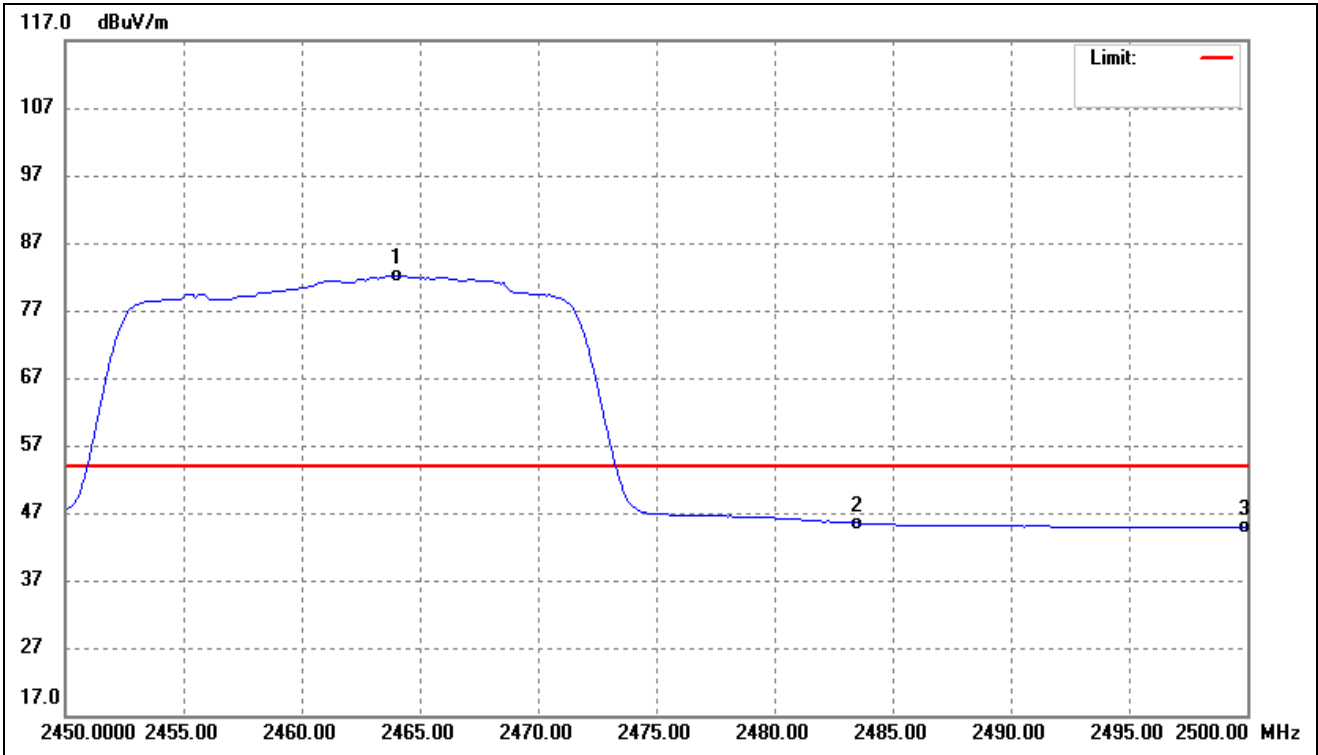
No.	Frequency (MHz)	Reading (dBuV/m)	Correct (dB/m)	Result (dBuV/m)	Limit (dBuV/m)	Margin (dB)	Remark
1	2442.204	80.71	1.23	81.94	/	/	Average Detector
	2444.729	93.24	1.24	94.48	/	/	Peak Detector
2	2483.500	46.09	1.32	47.41	54.00	-6.59	Average Detector
	2483.500	61.35	1.32	62.67	74.00	-11.33	Peak Detector
3	2500.000	43.49	1.35	44.84	54.00	-9.16	Average Detector
	2500.000	55.84	1.35	57.19	74.00	-16.81	Peak Detector

802.11ax-HT20_MCS7			
Test Channel	Low	Polarity:	Horizontal(worst case)



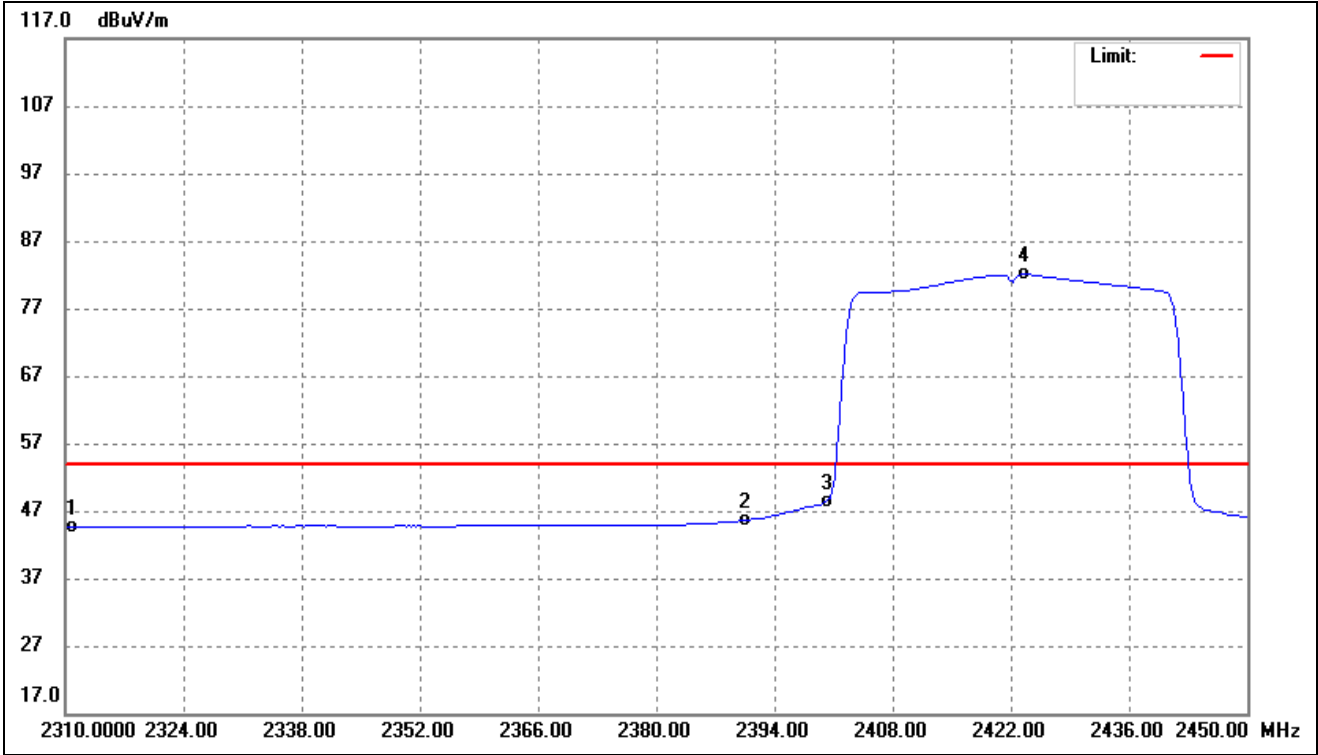
No.	Frequency (MHz)	Reading (dBuV/m)	Correct (dB/m)	Result (dBuV/m)	Limit (dBuV/m)	Margin (dB)	Remark
1	2310.000	43.63	0.98	44.61	54.00	-9.39	Average Detector
	2310.000	56.93	0.98	57.91	74.00	-16.09	Peak Detector
2	2390.000	44.40	1.13	45.53	54.00	-8.47	Average Detector
	2390.000	59.80	1.13	60.93	74.00	-13.07	Peak Detector
3	2400.000	49.34	1.15	50.49	Delta=35.9dBc		Average Detector
4	2413.166	85.21	1.18	86.39			Average Detector

802.11ax-HT20_MCS7			
Test Channel	High	Polarity:	Horizontal(worst case)



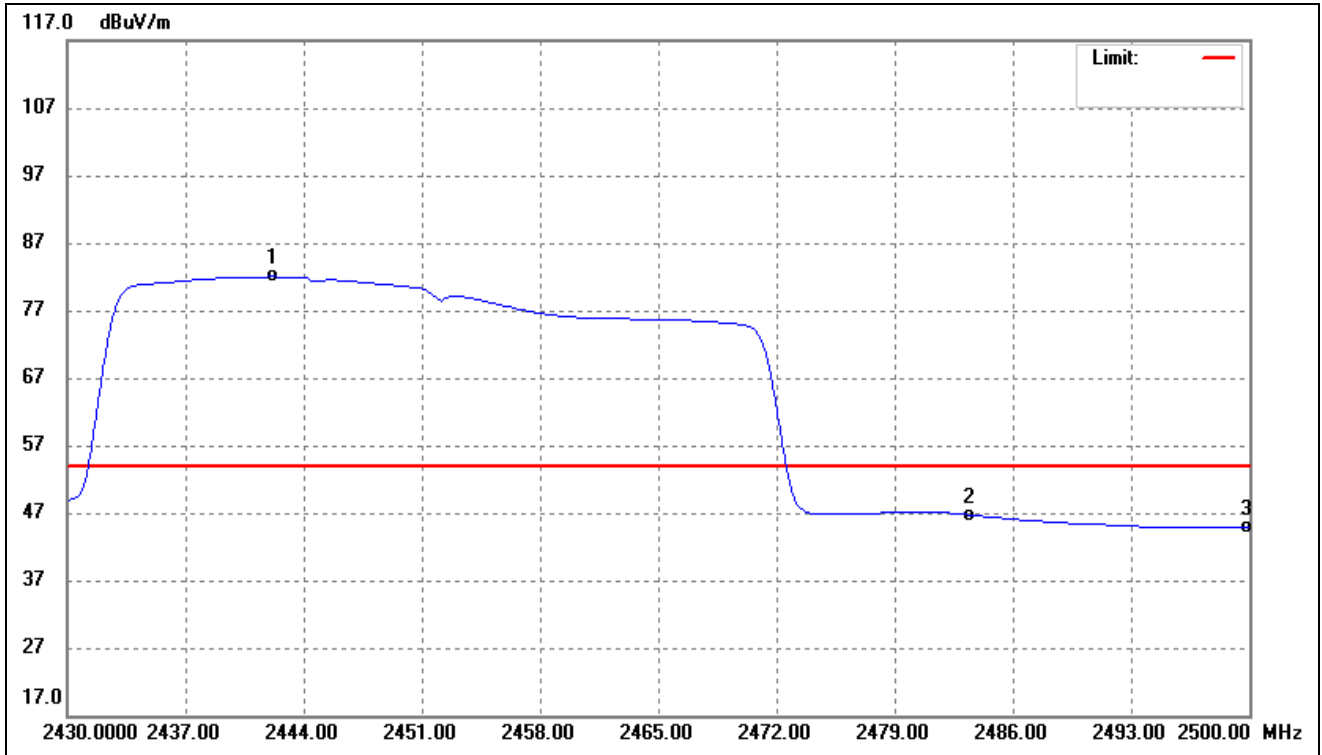
No.	Frequency (MHz)	Reading (dBuV/m)	Correct (dB/m)	Result (dBuV/m)	Limit (dBuV/m)	Margin (dB)	Remark
1	2464.028	80.79	1.27	82.06	/	/	Average Detector
		93.88	1.27	95.15	/	/	Peak Detector
2	2483.500	44.17	1.32	45.49	54.00	-8.51	Average Detector
		58.19	1.32	59.51	74.00	-14.49	Peak Detector
3	2500.000	43.55	1.35	44.90	54.00	-9.10	Average Detector
		56.49	1.35	57.84	74.00	-16.16	Peak Detector

802.11ax-HT40_MCS7			
Test Channel	Low	Polarity:	Horizontal(worst case)



No.	Frequency (MHz)	Reading (dBuV/m)	Correct (dB/m)	Result (dBuV/m)	Limit (dBuV/m)	Margin (dB)	Remark
1	2310.000	43.65	0.98	44.63	54.00	-9.37	Average Detector
		56.14	0.98	57.12	74.00	-16.88	Peak Detector
2	2390.000	44.44	1.13	45.57	54.00	-8.43	Average Detector
		59.47	1.13	60.60	74.00	-13.40	Peak Detector
3	2400.000	47.16	1.15	48.31	54.00	-5.69	Average Detector
		66.55	1.15	67.70	74.00	-6.30	Peak Detector
4	2423.627	80.87	1.20	82.07	/	/	Average Detector
		96.11	1.19	97.30	/	/	Peak Detector

802.11ax-HT40_MCS7			
Test Channel	High	Polarity:	Horizontal(worst case)



No.	Frequency (MHz)	Reading (dBuV/m)	Correct dB/m	Result (dBuV/m)	Limit (dBuV/m)	Margin (dB)	Remark
1	2442.204	80.80	1.23	82.03	/	/	Average Detector
	2438.557	95.51	1.22	96.73	/	/	Peak Detector
2	2483.500	45.33	1.32	46.65	54.00	-7.35	Average Detector
	2483.500	61.39	1.32	62.71	74.00	-11.29	Peak Detector
3	2500.000	43.46	1.35	44.81	54.00	-9.19	Average Detector
	2500.000	56.95	1.35	58.30	74.00	-15.70	Peak Detector

➤ Conducted test

**Please refer to Appendix D**

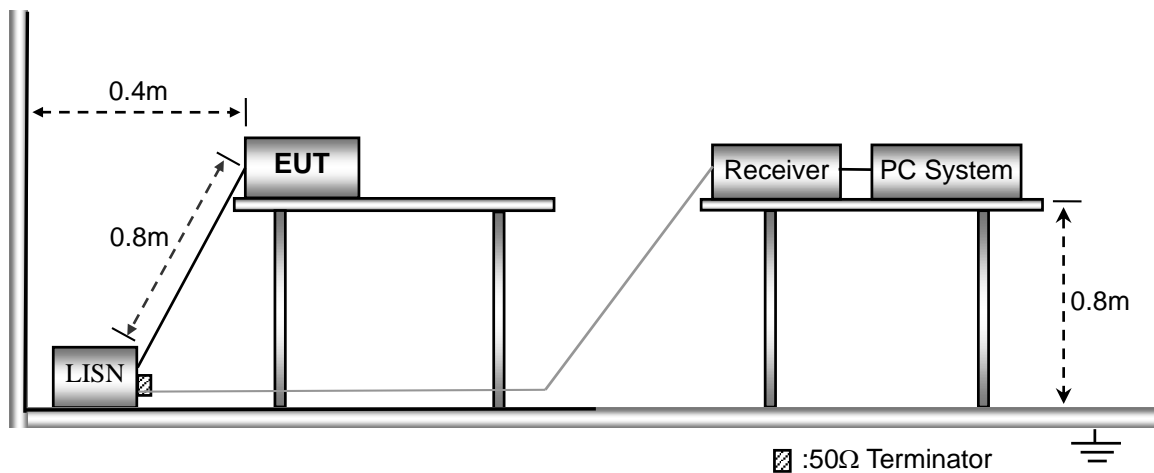
## 9. Conducted Emissions

### 9.1 Test Procedure

The setup of EUT is according with per ANSI C63.10-2013 measurement procedure. The specification used was with the FCC Part 15.207 Limit.

The external I/O cables were draped along the test table and formed a bundle 30 to 40cm long in the middle. The spacing between the peripherals was 10cm.

### 9.2 Basic Test Setup Block Diagram



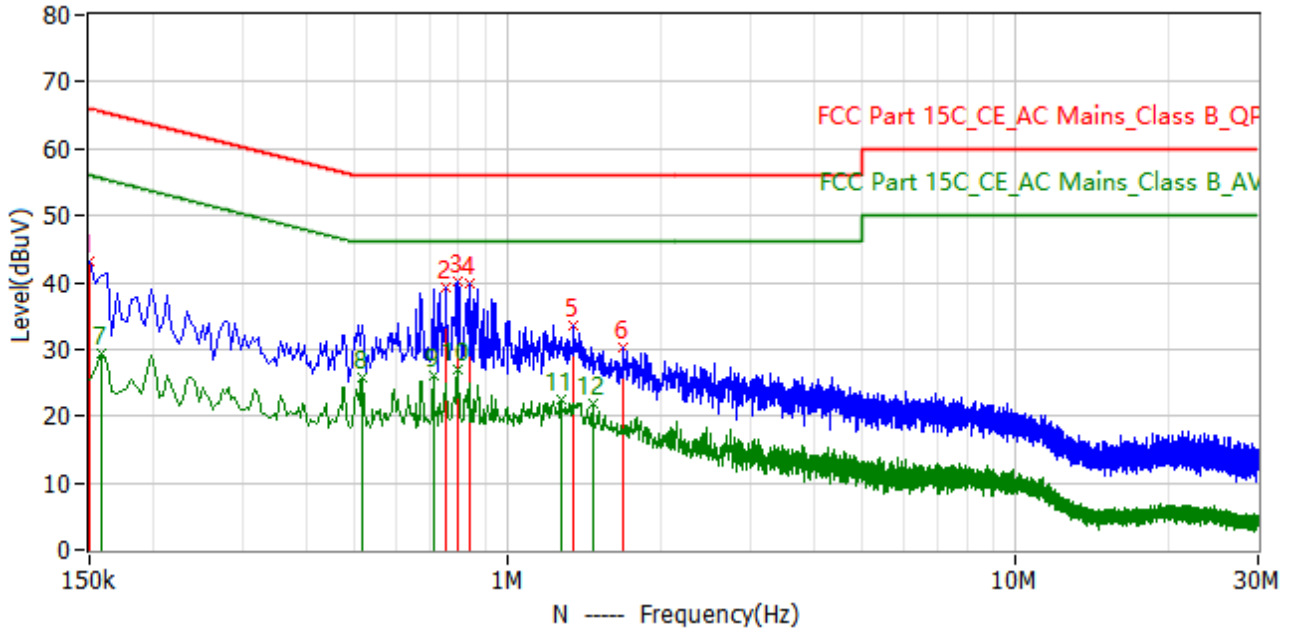
### 9.3 Test Receiver Setup

During the conducted emission test, the test receiver was set with the following configurations:

Start Frequency .....	150kHz
Stop Frequency .....	30MHz
Sweep Speed .....	Auto
IF Bandwidth.....	10kHz
Quasi-Peak Adapter Bandwidth .....	9kHz
Quasi-Peak Adapter Mode .....	Normal

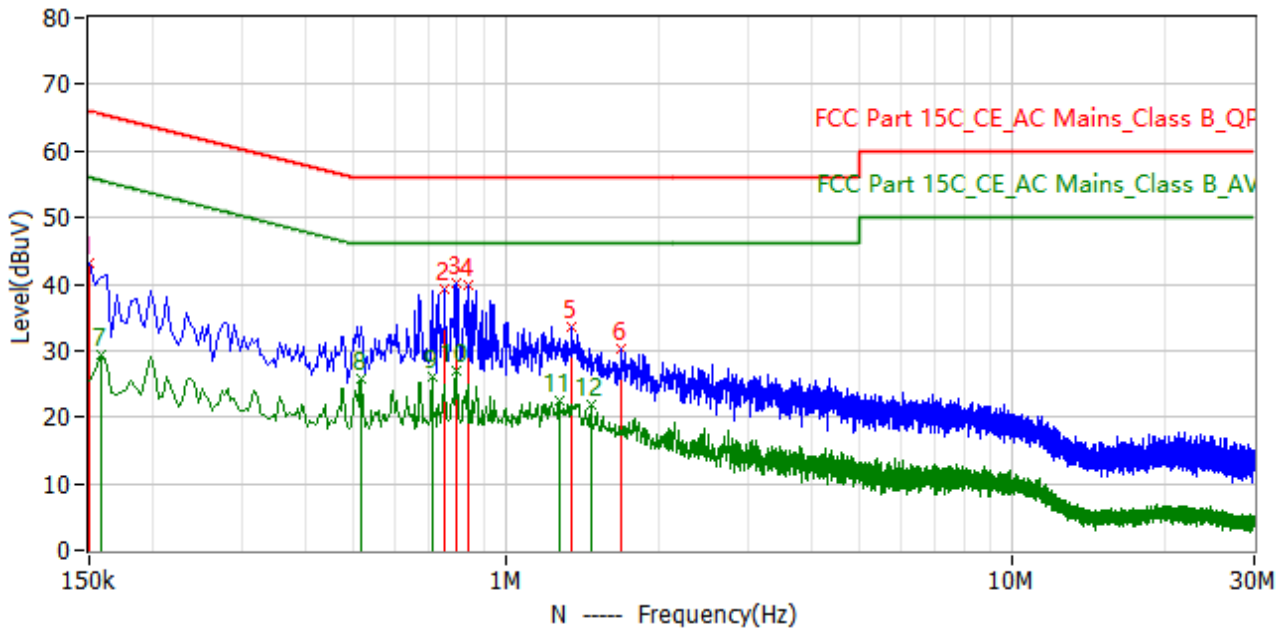
### 9.4 Summary of Test Results/Plots

Test Mode	Communication	AC120V 60Hz	Polarity:	Neutral
-----------	---------------	-------------	-----------	---------



No.	Frequency	Limit dBuV	Level dBuV	Delta dB	Reading dBuV	Factor dB	Detector
1*	150.000kHz	66.0	43.0	-23.0	33.3	9.7	QP
2*	758.000kHz	56.0	39.3	-16.7	29.6	9.7	QP
3*	794.000kHz	56.0	40.2	-15.8	30.5	9.7	QP
4*	838.000kHz	56.0	39.8	-16.2	30.1	9.7	QP
5*	1.350MHz	56.0	33.5	-22.5	23.8	9.7	QP
6*	1.690MHz	56.0	30.2	-25.8	20.5	9.7	QP
7*	158.000kHz	55.6	29.3	-26.3	19.6	9.7	AV
8*	518.000kHz	46.0	25.8	-20.2	16.2	9.6	AV
9*	714.000kHz	46.0	26.0	-20.0	16.3	9.7	AV
10*	794.000kHz	46.0	27.1	-18.9	17.4	9.7	AV
11*	1.270MHz	46.0	22.4	-23.6	12.7	9.7	AV
12*	1.470MHz	46.0	22.0	-24.0	12.3	9.7	AV

Test Mode	Communication	AC120V 60Hz	Polarity:	Line
-----------	---------------	-------------	-----------	------



No.	Frequency	Limit dBuV	Level dBuV	Delta dB	Reading dBuV	Factor dB	Detector
1*	162.000kHz	65.4	39.7	-25.6	29.8	9.9	QP
2*	674.000kHz	56.0	39.4	-16.6	29.7	9.7	QP
3*	754.000kHz	56.0	41.5	-14.5	31.7	9.8	QP
4*	834.000kHz	56.0	40.6	-15.4	30.8	9.8	QP
5*	1.386MHz	56.0	33.6	-22.4	23.8	9.8	QP
6*	2.134MHz	56.0	30.4	-25.6	20.6	9.8	QP
7*	154.000kHz	55.8	27.6	-28.2	17.7	9.9	AV
8*	358.000kHz	48.8	25.7	-23.1	15.7	10.0	AV
9*	674.000kHz	46.0	26.6	-19.4	16.9	9.7	AV
10*	1.386MHz	46.0	23.3	-22.7	13.5	9.8	AV
11*	1.738MHz	46.0	21.6	-24.4	11.8	9.8	AV
12*	2.014MHz	46.0	21.4	-24.6	11.6	9.8	AV



## APPENDIX SUMMARY

---

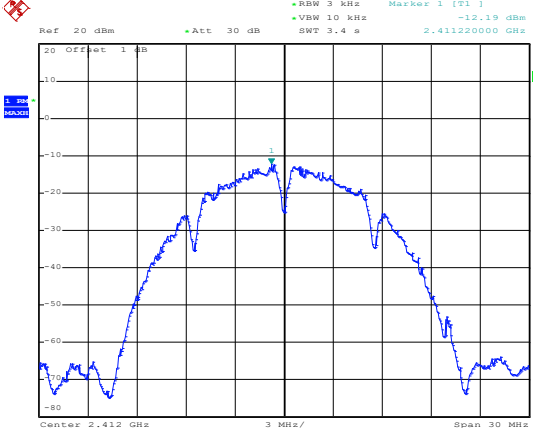
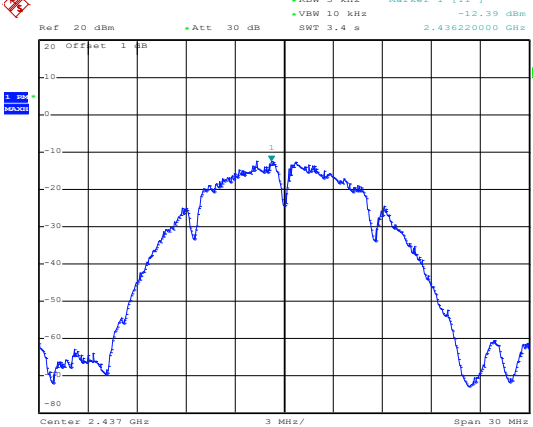
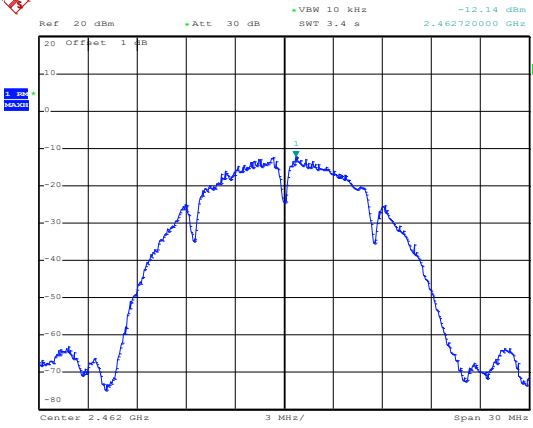
Project No.	WTX23X05095991W	Test Engineer	Elin Su
Start date	2023/5/17	Finish date	2023/6/7
Temperature	23°C	Humidity	61%
RF specifications	WIFI-2.4G		

APPENDIX	Description of Test Item	Result
A	Power Spectral Density	Compliant
B	DTS Bandwidth	Compliant
C	RF Output Power	Compliant
D	Conducted Out of Band Emissions	Compliant

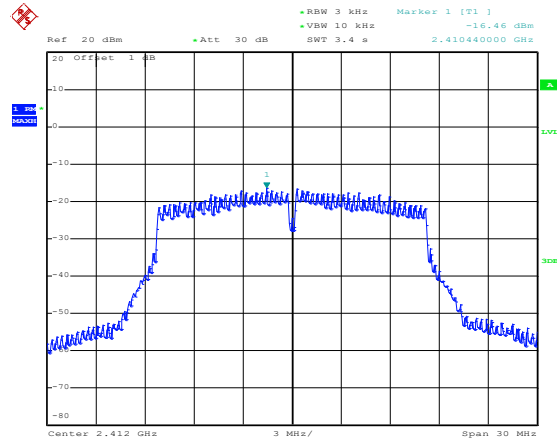
**APPENDIX A**

Power Spectral Density					
Test Mode	Test Channel MHz	Test Result(dBm/3kHz)		Total dBm	Limit dBm/3kHz
		Antenna 0	Antenna 1		
802.11b_1Mbps	2412	-12.19	-11.77	/	8
	2437	-12.39	-12.41	/	8
	2462	-12.14	-12.19	/	8
802.11g_6Mbps	2412	-16.46	-16.10	/	8
	2437	-16.21	-16.48	/	8
	2462	-16.14	-16.32	/	8
802.11n-HT20_MCS0	2412	-18.07	-17.72	-14.88	8
	2437	-17.37	-17.33	-14.34	8
	2462	-17.05	-16.36	-13.68	8
802.11n-HT40_MCS0	2422	-21.10	-21.15	-18.11	8
	2437	-20.43	-21.13	-17.76	8
	2452	-20.37	-20.32	-17.33	8
802.11ax-HE20_MCS0	2412	-20.36	-19.20	-16.73	8
	2437	-19.33	-18.87	-16.08	8
	2462	-18.67	-18.96	-15.80	8
802.11ax-HE40_MCS0	2422	-23.62	-23.03	-14.88	8
	2437	-22.13	-22.67	-14.34	8
	2452	-22.08	-22.33	-13.68	8

Antenna 0

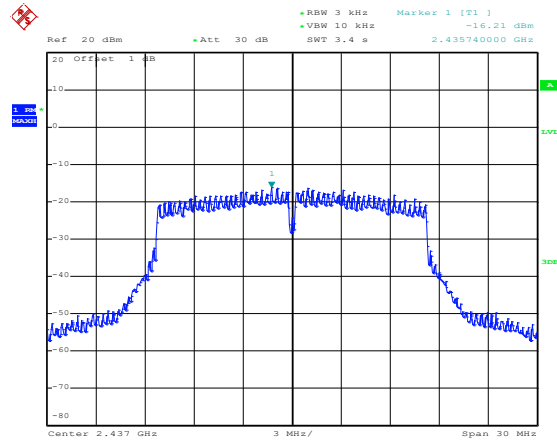
<p>802.11b-Low</p>	 <p>Ref: 20 dBm, Att: 30 dB, RBW: 3 kHz, VBW: 10 kHz, SWT: 3.4 s, Marker 1 [T1]: -12.19 dBm, 2.411220000 GHz</p> <p>Center: 2.412 GHz, Span: 30 MHz</p> <p>Date: 24.MAY.2023 19:14:29</p>
<p>802.11b-Middle</p>	 <p>Ref: 20 dBm, Att: 30 dB, RBW: 3 kHz, VBW: 10 kHz, SWT: 3.4 s, Marker 1 [T1]: -12.39 dBm, 2.436220000 GHz</p> <p>Center: 2.437 GHz, Span: 30 MHz</p> <p>Date: 24.MAY.2023 19:14:52</p>
<p>802.11b-High</p>	 <p>Ref: 20 dBm, Att: 30 dB, RBW: 3 kHz, VBW: 10 kHz, SWT: 3.4 s, Marker 1 [T1]: -12.14 dBm, 2.461220000 GHz</p> <p>Center: 2.462 GHz, Span: 30 MHz</p> <p>Date: 24.MAY.2023 19:15:25</p>

802.11g-Low



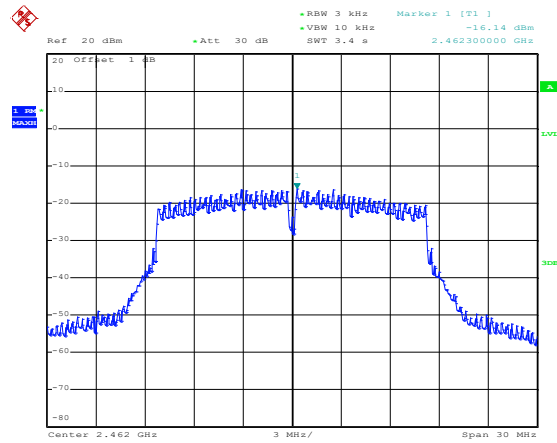
Date: 24.MAY.2023 19:15:58

802.11g-Middle

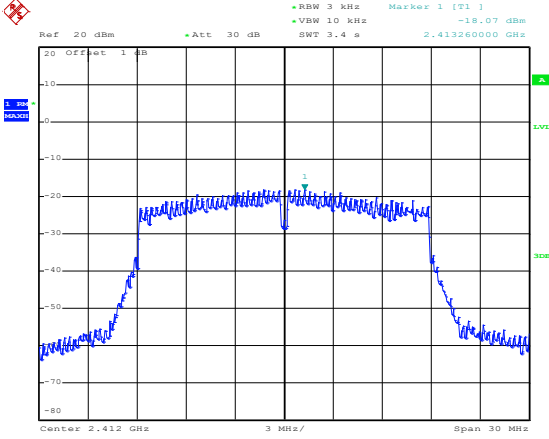
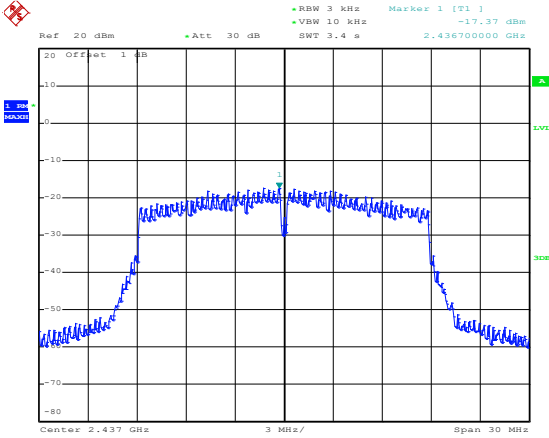
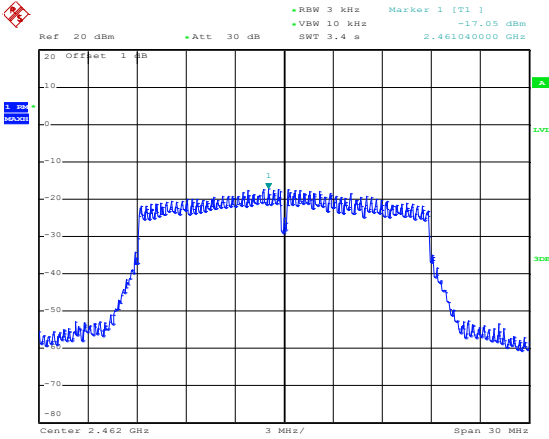


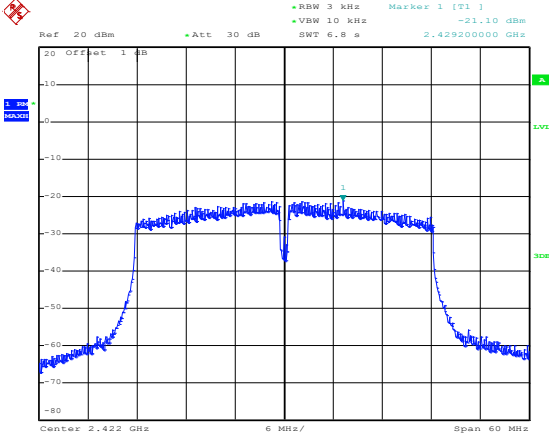
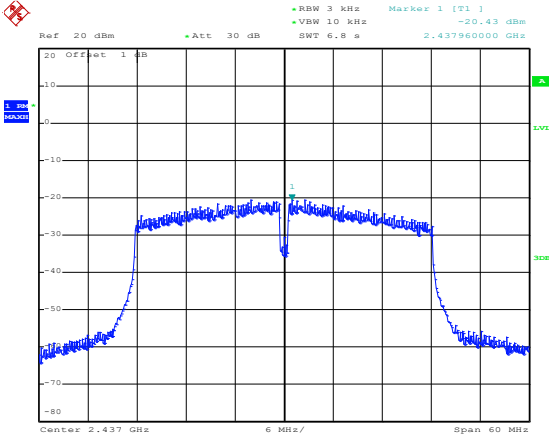
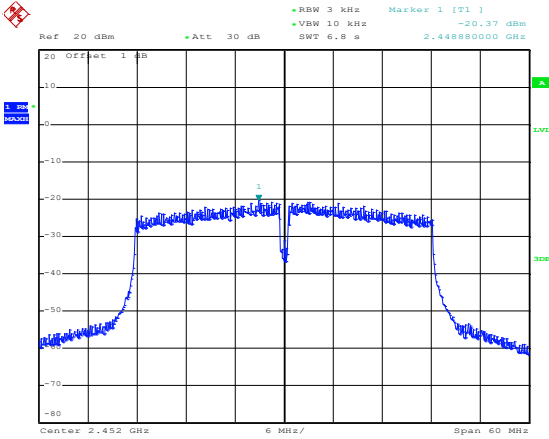
Date: 24.MAY.2023 19:16:18

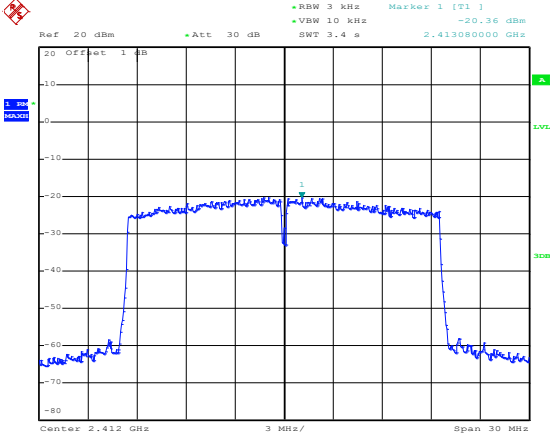
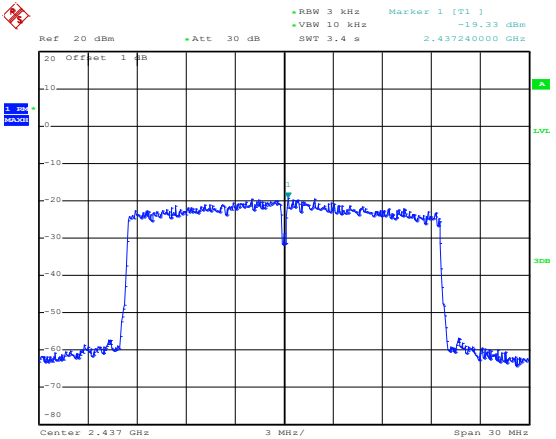
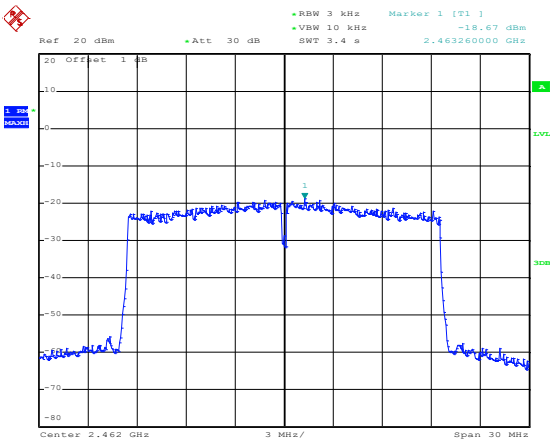
802.11g-High

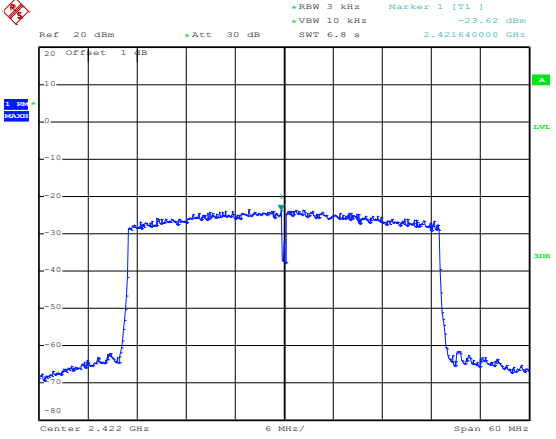
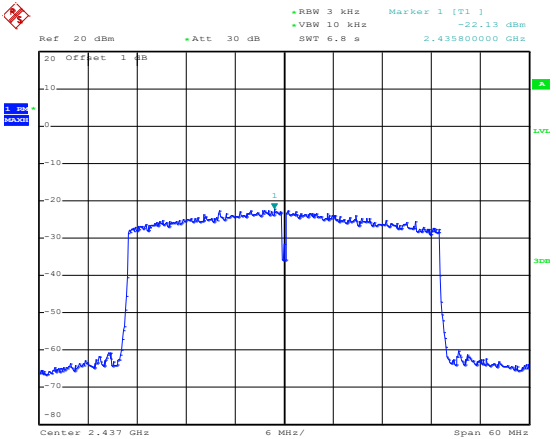
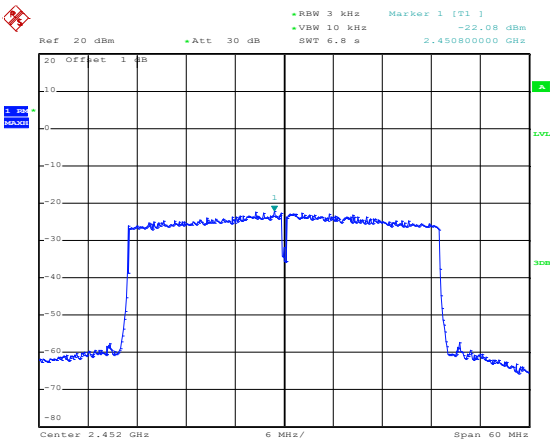


Date: 24.MAY.2023 19:16:37

<p>802.11n-HT20-Low</p>	 <p>Date: 24.MAY.2023 19:17:11</p>
<p>802.11n-HT20-Middle</p>	 <p>Date: 24.MAY.2023 19:17:27</p>
<p>802.11n-HT20-High</p>	 <p>Date: 24.MAY.2023 19:17:49</p>

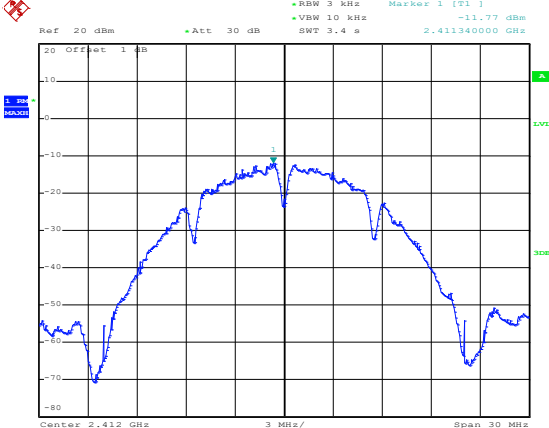
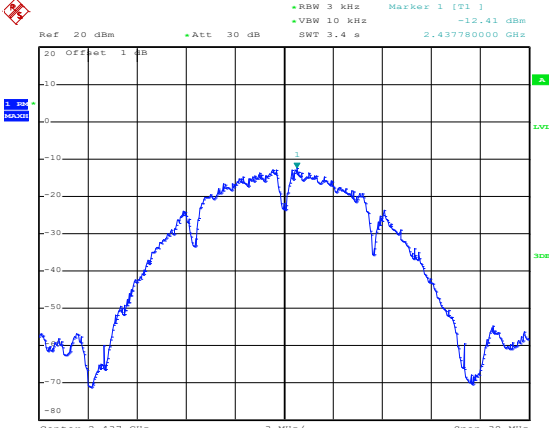
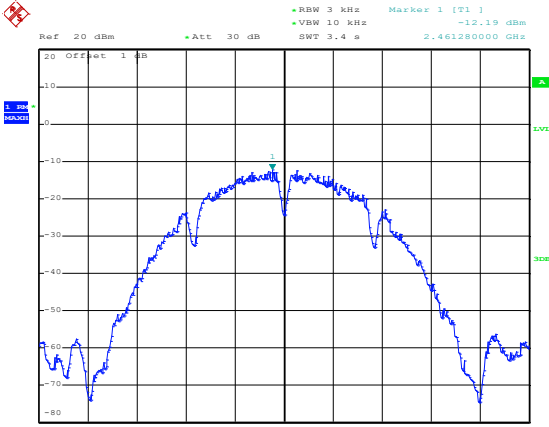
<p>802.11n-HT40-Low</p>	 <p>Ref 20 dBm    +Att 30 dB    +RBW 3 kHz    Marker 1 [T1]    -21.10 dBm  +VBW 10 kHz    SWT 6.8 s    2.429200000 GHz</p> <p>20 Offset 1 dB  -10  -20  -30  -40  -50  -60  -70  -80</p> <p>Center 2.422 GHz    6 MHz/    Span 60 MHz</p> <p>Date: 24.MAY.2023 19:18:35</p>
<p>802.11n-HT40-Middle</p>	 <p>Ref 20 dBm    +Att 30 dB    +RBW 3 kHz    Marker 1 [T1]    -20.43 dBm  +VBW 10 kHz    SWT 6.8 s    2.437960000 GHz</p> <p>20 Offset 1 dB  -10  -20  -30  -40  -50  -60  -70  -80</p> <p>Center 2.437 GHz    6 MHz/    Span 60 MHz</p> <p>Date: 24.MAY.2023 19:18:59</p>
<p>802.11n-HT40-High</p>	 <p>Ref 20 dBm    +Att 30 dB    +RBW 3 kHz    Marker 1 [T1]    -20.37 dBm  +VBW 10 kHz    SWT 6.8 s    2.448880000 GHz</p> <p>20 Offset 1 dB  -10  -20  -30  -40  -50  -60  -70  -80</p> <p>Center 2.452 GHz    6 MHz/    Span 60 MHz</p> <p>Date: 24.MAY.2023 19:19:25</p>

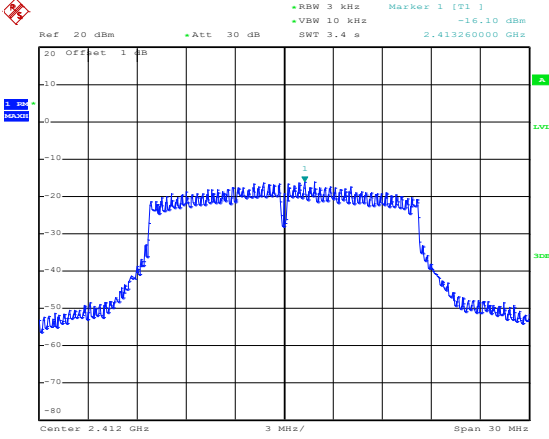
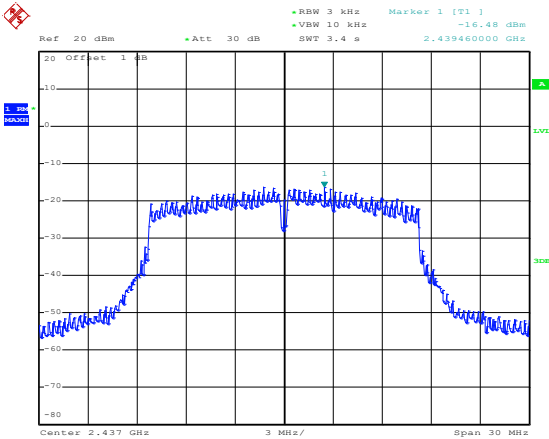
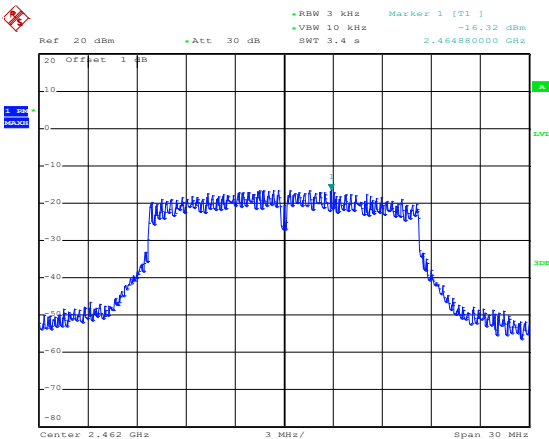
<p>802.11ax-HE20-Low</p>	 <p>Date: 24.MAY.2023 19:23:17</p>
<p>802.11ax-HE20-Middle</p>	 <p>Date: 24.MAY.2023 19:23:39</p>
<p>802.11ax-HE20-High</p>	 <p>Date: 24.MAY.2023 19:23:55</p>

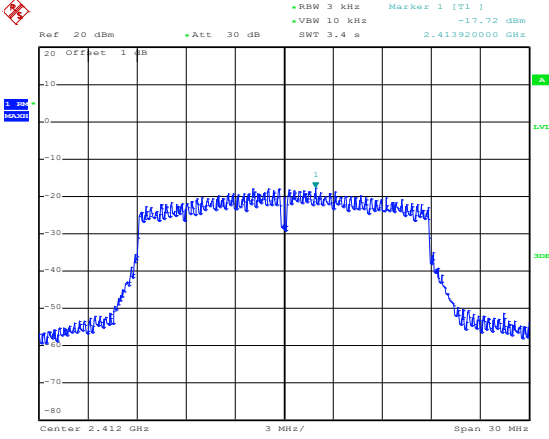
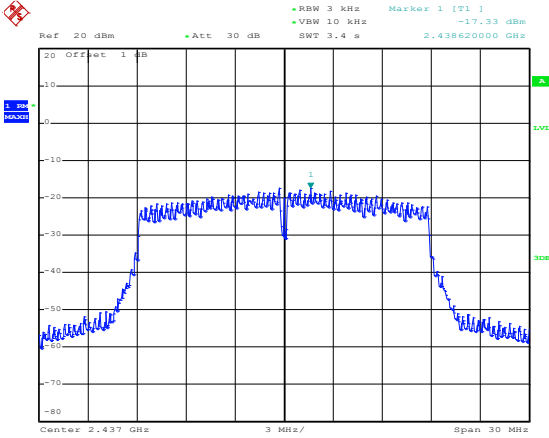
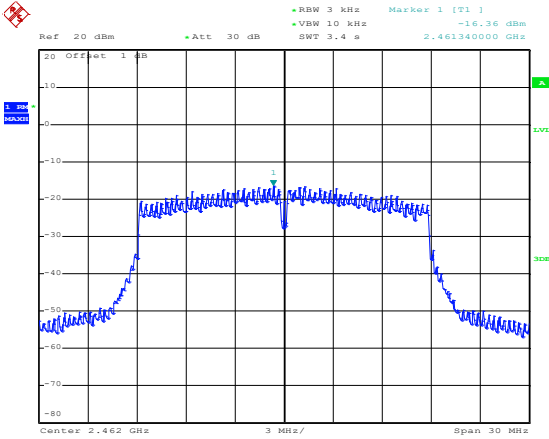
<p>802.11ax-HE40-Low</p>	 <p>Ref 20 dBm    +Att 30 dB    +RBW 3 kHz    Marker 1 [T1]    -23.62 dBm          +VBW 10 kHz    SWT 6.8 s    2.421640000 GHz</p> <p>20 Offset 1 dB          -10          -20          -30          -40          -50          -60          -70          -80</p> <p>Center 2.422 GHz    6 MHz/    Span 60 MHz</p> <p>Date: 24.MAY.2023 19:24:30</p>
<p>802.11ax-HE40-Middle</p>	 <p>Ref 20 dBm    +Att 30 dB    +RBW 3 kHz    Marker 1 [T1]    -22.13 dBm          +VBW 10 kHz    SWT 6.8 s    2.435800000 GHz</p> <p>20 Offset 1 dB          -10          -20          -30          -40          -50          -60          -70          -80</p> <p>Center 2.437 GHz    6 MHz/    Span 60 MHz</p> <p>Date: 24.MAY.2023 19:24:55</p>
<p>802.11ax-HE40-High</p>	 <p>Ref 20 dBm    +Att 30 dB    +RBW 3 kHz    Marker 1 [T1]    -22.08 dBm          +VBW 10 kHz    SWT 6.8 s    2.450800000 GHz</p> <p>20 Offset 1 dB          -10          -20          -30          -40          -50          -60          -70          -80</p> <p>Center 2.452 GHz    6 MHz/    Span 60 MHz</p> <p>Date: 24.MAY.2023 19:25:24</p>

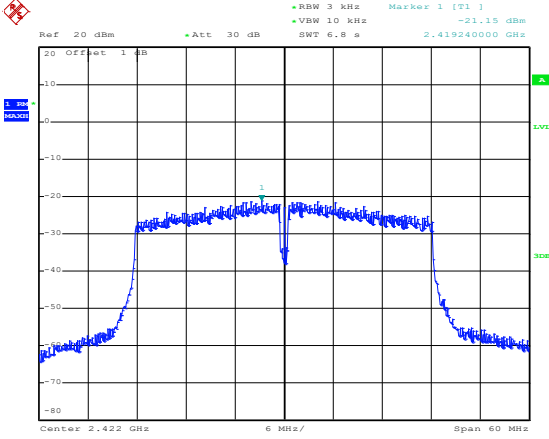
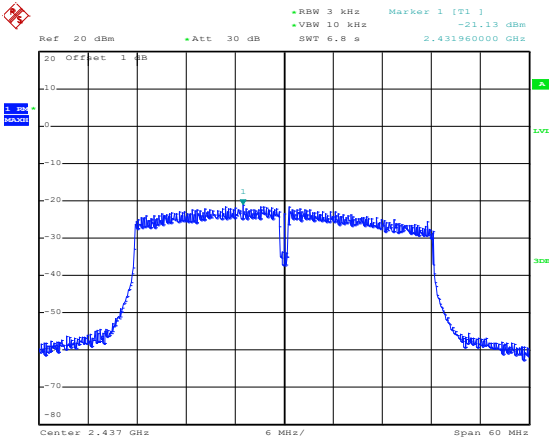
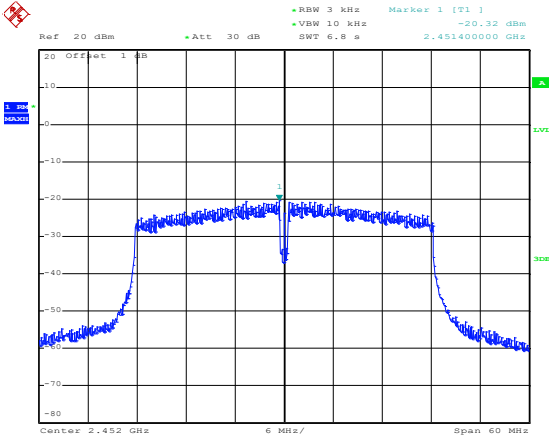


### Antenna 1

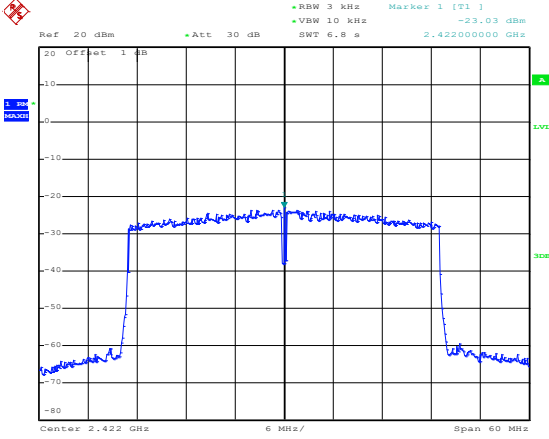
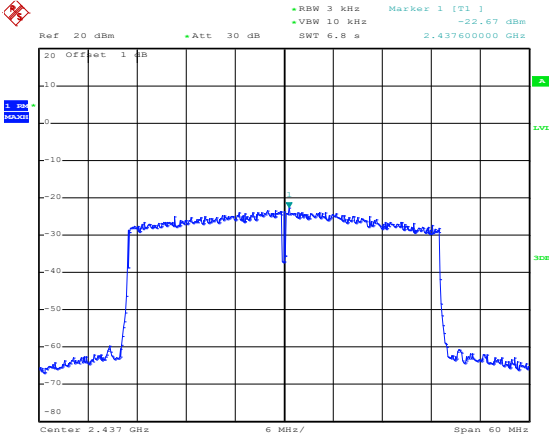
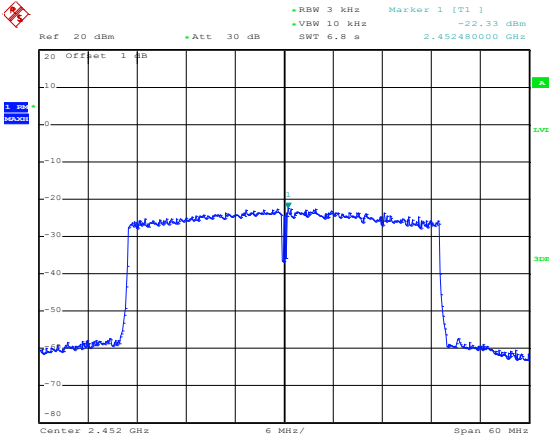
<p>802.11b-Low</p>	 <p>Ref: 20 dBm, Att: 30 dB, RBW: 3 kHz, VBW: 10 kHz, SWT: 3.4 s, Marker 1 [T1]: -11.77 dBm, 2.411340000 GHz</p> <p>Center: 2.412 GHz, Span: 30 MHz</p> <p>Date: 24.MAY.2023 19:29:21</p>
<p>802.11b-Middle</p>	 <p>Ref: 20 dBm, Att: 30 dB, RBW: 3 kHz, VBW: 10 kHz, SWT: 3.4 s, Marker 1 [T1]: -12.41 dBm, 2.437780000 GHz</p> <p>Center: 2.437 GHz, Span: 30 MHz</p> <p>Date: 24.MAY.2023 19:30:17</p>
<p>802.11b-High</p>	 <p>Ref: 20 dBm, Att: 30 dB, RBW: 3 kHz, VBW: 10 kHz, SWT: 3.4 s, Marker 1 [T1]: -12.19 dBm, 2.461280000 GHz</p> <p>Center: 2.462 GHz, Span: 30 MHz</p> <p>Date: 24.MAY.2023 19:30:38</p>

<p>802.11g-Low</p>	 <p>Date: 24.MAY.2023 19:31:04</p>
<p>802.11g-Middle</p>	 <p>Date: 24.MAY.2023 19:31:24</p>
<p>802.11g-High</p>	 <p>Date: 24.MAY.2023 19:31:42</p>

<p>802.11n-HT20-Low</p>	 <p>Date: 24.MAY.2023 19:32:15</p>
<p>802.11n-HT20-Middle</p>	 <p>Date: 24.MAY.2023 19:32:38</p>
<p>802.11n-HT20-High</p>	 <p>Date: 24.MAY.2023 19:33:04</p>

<p>802.11n-HT40-Low</p>	 <p>Ref 20 dBm    +Att 30 dB    +RBW 3 kHz    Marker 1 [T1]    -21.15 dBm      +VBW 10 kHz    SWT 6.8 s    2.419240000 GHz</p> <p>20 Offset 1 dB      10      0      -10      -20      -30      -40      -50      -60      -70      -80</p> <p>Center 2.422 GHz    6 MHz/    Span 60 MHz</p> <p>Date: 24.MAY.2023 19:33:41</p>
<p>802.11n-HT40-Middle</p>	 <p>Ref 20 dBm    +Att 30 dB    +RBW 3 kHz    Marker 1 [T1]    -21.13 dBm      +VBW 10 kHz    SWT 6.8 s    2.431960000 GHz</p> <p>20 Offset 1 dB      10      0      -10      -20      -30      -40      -50      -60      -70      -80</p> <p>Center 2.437 GHz    6 MHz/    Span 60 MHz</p> <p>Date: 24.MAY.2023 19:34:29</p>
<p>802.11n-HT40-High</p>	 <p>Ref 20 dBm    +Att 30 dB    +RBW 3 kHz    Marker 1 [T1]    -20.32 dBm      +VBW 10 kHz    SWT 6.8 s    2.451400000 GHz</p> <p>20 Offset 1 dB      10      0      -10      -20      -30      -40      -50      -60      -70      -80</p> <p>Center 2.452 GHz    6 MHz/    Span 60 MHz</p> <p>Date: 24.MAY.2023 19:34:59</p>

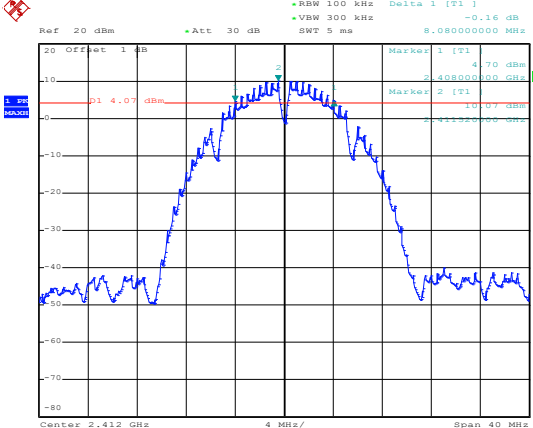
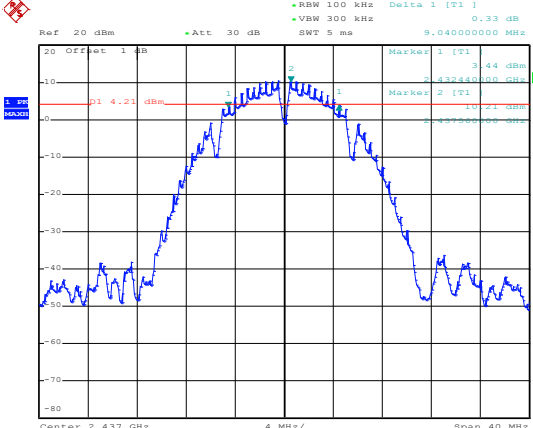
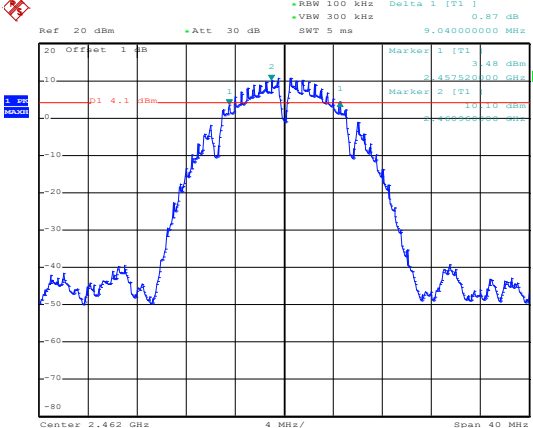
<p>802.11ax-HE20-Low</p>	<p>Date: 24.MAY.2023 19:35:33</p>
<p>802.11ax-HE20-Middle</p>	<p>Date: 24.MAY.2023 19:35:54</p>
<p>802.11ax-HE20-High</p>	<p>Date: 24.MAY.2023 19:36:13</p>

<p>802.11ax-HE40-Low</p>	 <p>Ref 20 dBm    +Att 30 dB    +RBW 3 kHz    Marker 1 [T1]    -23.03 dBm          +VBW 10 kHz    SWT 6.8 s    2.42200000 GHz</p> <p>20 Offset 1 dB          -10          -20          -30          -40          -50          -60          -70          -80</p> <p>Center 2.422 GHz    6 MHz/    Span 60 MHz</p> <p>Date: 24.MAY.2023 19:37:03</p>
<p>802.11ax-HE40-Middle</p>	 <p>Ref 20 dBm    +Att 30 dB    +RBW 3 kHz    Marker 1 [T1]    -22.67 dBm          +VBW 10 kHz    SWT 6.8 s    2.43760000 GHz</p> <p>20 Offset 1 dB          -10          -20          -30          -40          -50          -60          -70          -80</p> <p>Center 2.437 GHz    6 MHz/    Span 60 MHz</p> <p>Date: 24.MAY.2023 19:37:40</p>
<p>802.11ax-HE40-High</p>	 <p>Ref 20 dBm    +Att 30 dB    +RBW 3 kHz    Marker 1 [T1]    -22.33 dBm          +VBW 10 kHz    SWT 6.8 s    2.45248000 GHz</p> <p>20 Offset 1 dB          -10          -20          -30          -40          -50          -60          -70          -80</p> <p>Center 2.452 GHz    6 MHz/    Span 60 MHz</p> <p>Date: 24.MAY.2023 19:40:38</p>

**APPENDIX B**

DTS Bandwidth				
Test Mode	Test Channel MHz	Test Result(MHz)		Limit kHz
		Antenna 0	Antenna 1	
802.11b_1Mbps	2412	8.080	9.040	≥500
	2437	9.040	9.040	≥500
	2462	9.040	8.560	≥500
802.11g_6Mbps	2412	16.40	16.56	≥500
	2437	16.32	16.40	≥500
	2462	16.32	16.48	≥500
802.11n-HT20_MCS0	2412	17.60	17.68	≥500
	2437	17.76	17.76	≥500
	2462	17.68	17.60	≥500
802.11n-HT40_MCS0	2422	36.32	36.32	≥500
	2437	35.84	35.84	≥500
	2452	36.48	36.32	≥500
802.11ax-HE20_MCS0	2412	18.96	19.04	≥500
	2437	18.96	18.96	≥500
	2462	19.04	18.96	≥500
802.11ax-HE40_MCS0	2422	37.92	37.92	≥500
	2437	38.24	38.08	≥500
	2452	38.40	38.24	≥500

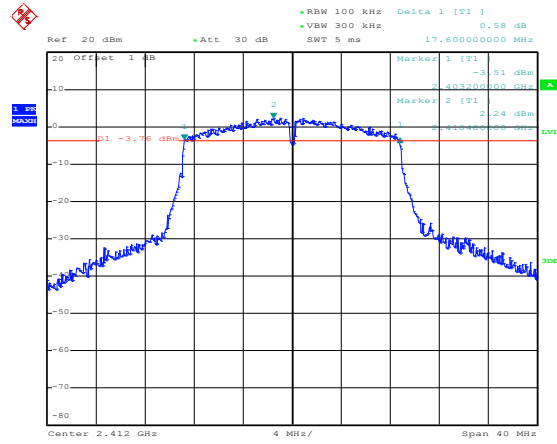
Antenna 0

<p>802.11b-Low</p>	 <p>Date: 23.MAY.2023 14:49:49</p>
<p>802.11b-Middle</p>	 <p>Date: 23.MAY.2023 14:50:47</p>
<p>802.11b-High</p>	 <p>Date: 23.MAY.2023 14:52:15</p>



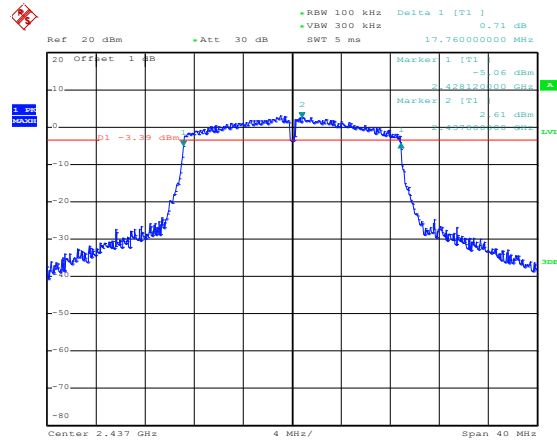


802.11n-HT20-Low



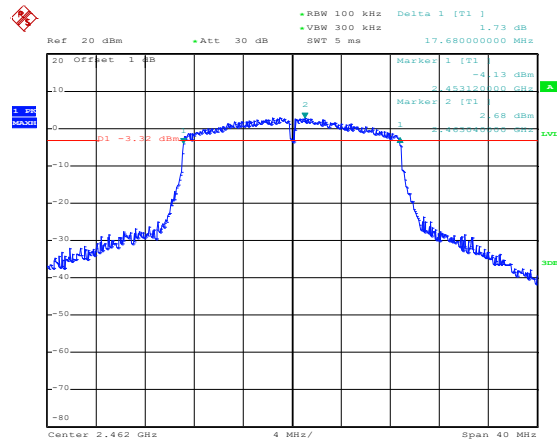
Date: 23.MAY.2023 14:56:49

802.11n-HT20-Middle



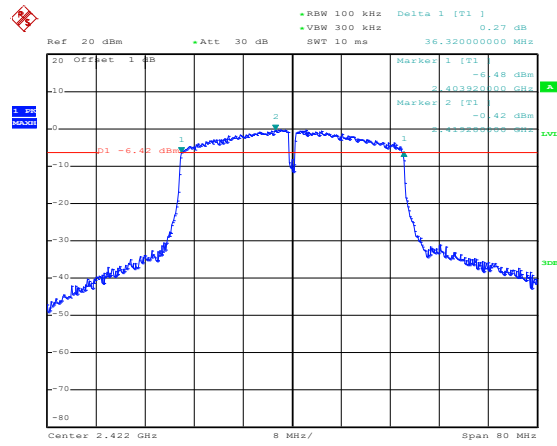
Date: 23.MAY.2023 14:57:27

802.11n-HT20-High



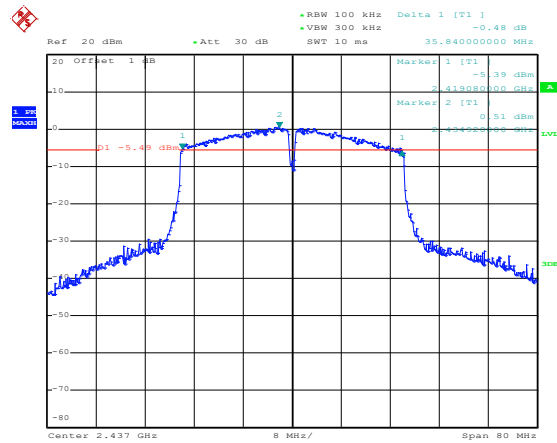
Date: 23.MAY.2023 14:58:14

802.11n-HT40-Low



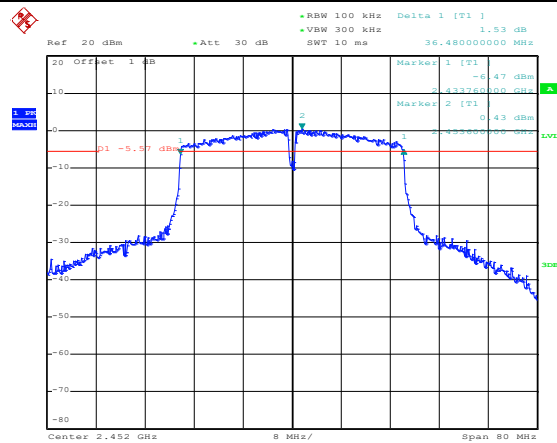
Date: 23.MAY.2023 14:59:20

802.11n-HT40-Middle



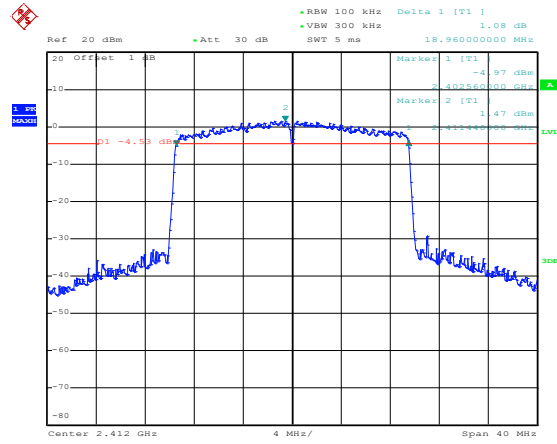
Date: 23.MAY.2023 15:00:01

802.11n-HT40-High



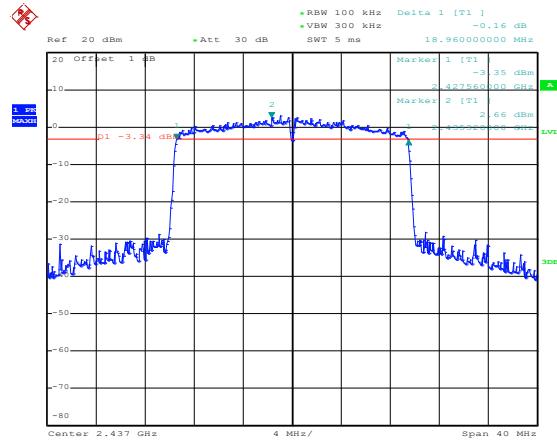
Date: 23.MAY.2023 15:00:50

802.11ax-HE20-Low



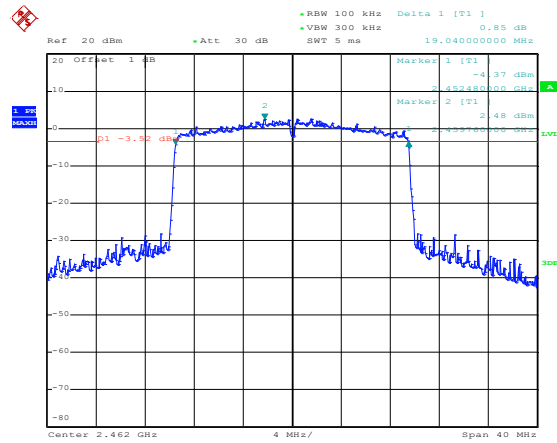
Date: 23.MAY.2023 15:01:48

802.11ax-HE20-Middle



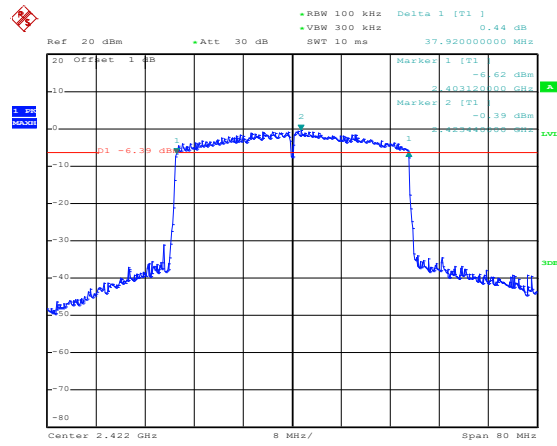
Date: 23.MAY.2023 15:02:22

802.11ax-HE20-High



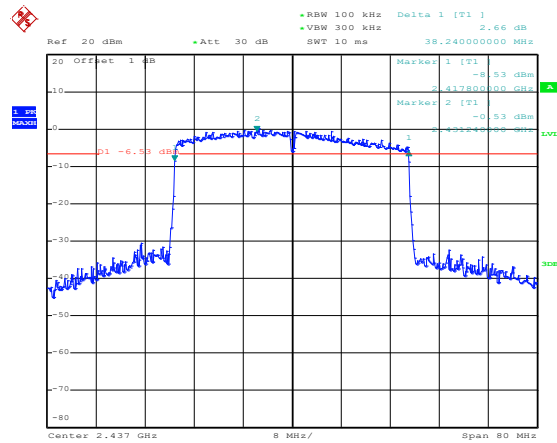
Date: 23.MAY.2023 15:02:57

802.11ax-HE40-Low



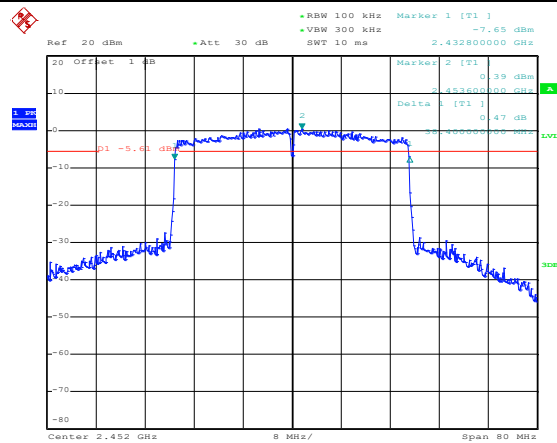
Date: 23.MAY.2023 15:03:40

802.11ax-HE40-Middle



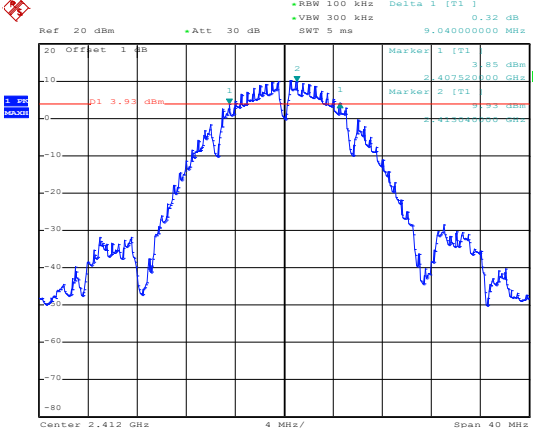
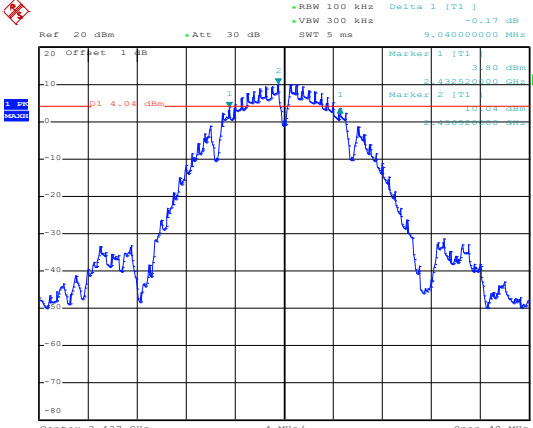
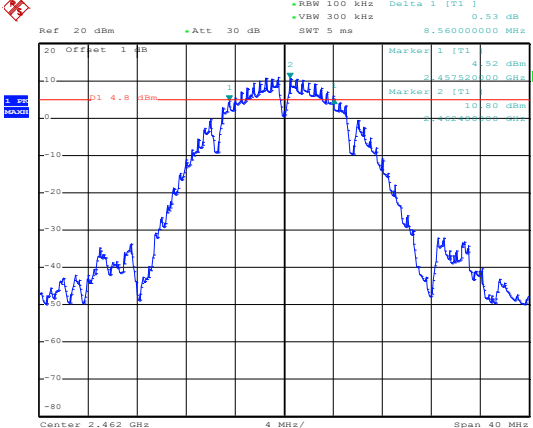
Date: 23.MAY.2023 15:04:16

802.11ax-HE40-High

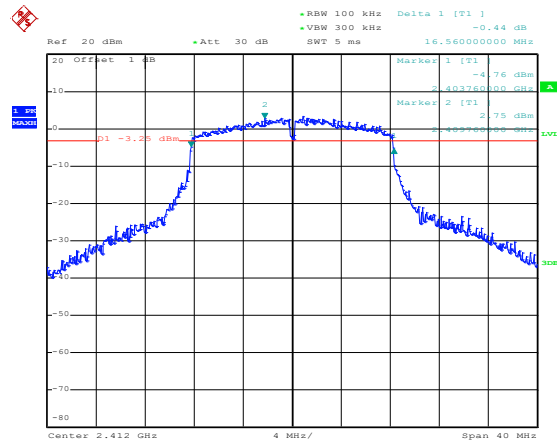


Date: 23.MAY.2023 15:05:45

Antenna 1

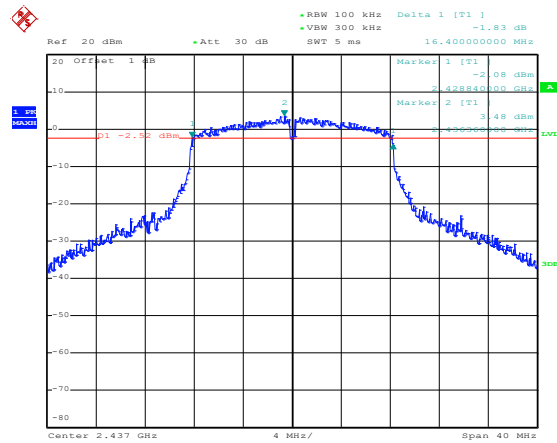
<p>802.11b-Low</p>	 <p>Ref: 20 dBm, Att: 30 dB, RBW: 100 kHz, VBW: 300 kHz, Delta: 1 [T1], 0.32 dB, SWT: 5 ms, 9.04000000 MHz</p> <p>Marker 1 [T1]: 3.85 dBm, 2.40752000 GHz          Marker 2 [T1]: 3.93 dBm, 2.41200000 GHz</p> <p>Center: 2.412 GHz, 4 MHz/, Span: 40 MHz</p> <p>Date: 24.MAY.2023 20:29:36</p>
<p>802.11b-Middle</p>	 <p>Ref: 20 dBm, Att: 30 dB, RBW: 100 kHz, VBW: 300 kHz, Delta: 1 [T1], -0.17 dB, SWT: 5 ms, 9.04000000 MHz</p> <p>Marker 1 [T1]: 3.80 dBm, 2.43252000 GHz          Marker 2 [T1]: 4.04 dBm, 2.43700000 GHz</p> <p>Center: 2.437 GHz, 4 MHz/, Span: 40 MHz</p> <p>Date: 24.MAY.2023 20:30:38</p>
<p>802.11b-High</p>	 <p>Ref: 20 dBm, Att: 30 dB, RBW: 100 kHz, VBW: 300 kHz, Delta: 1 [T1], 0.33 dB, SWT: 5 ms, 8.56000000 MHz</p> <p>Marker 1 [T1]: 4.52 dBm, 2.45752000 GHz          Marker 2 [T1]: 4.80 dBm, 2.46200000 GHz</p> <p>Center: 2.462 GHz, 4 MHz/, Span: 40 MHz</p> <p>Date: 24.MAY.2023 20:31:37</p>

802.11g-Low



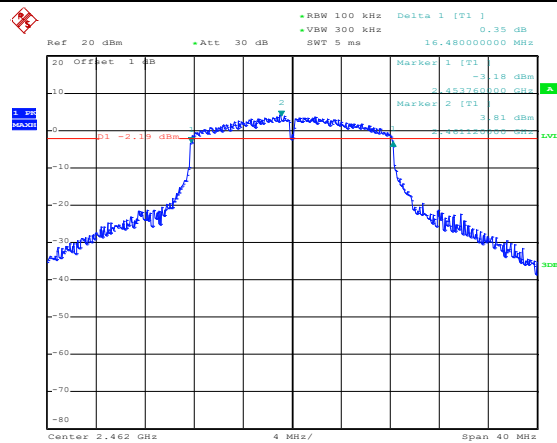
Date: 24.MAY.2023 20:33:46

802.11g-Middle



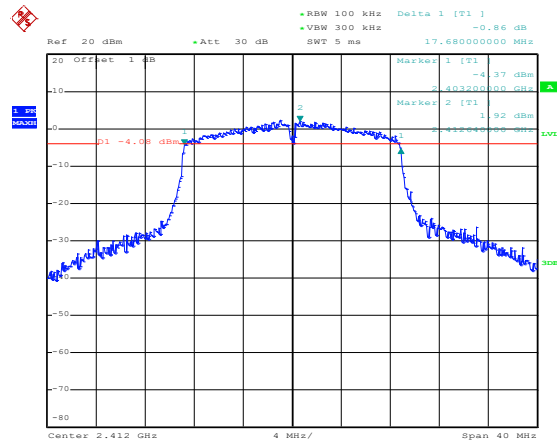
Date: 24.MAY.2023 20:34:38

802.11g-High



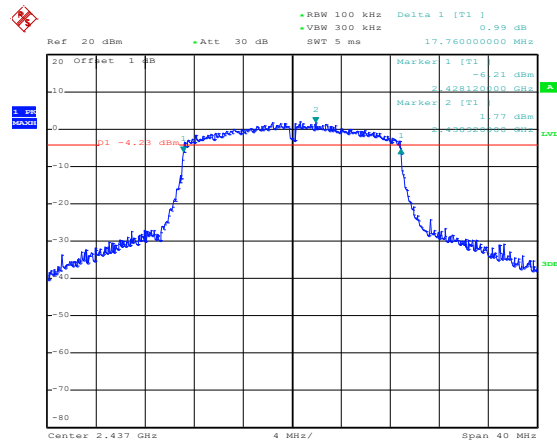
Date: 24.MAY.2023 20:35:11

802.11n-HT20-Low



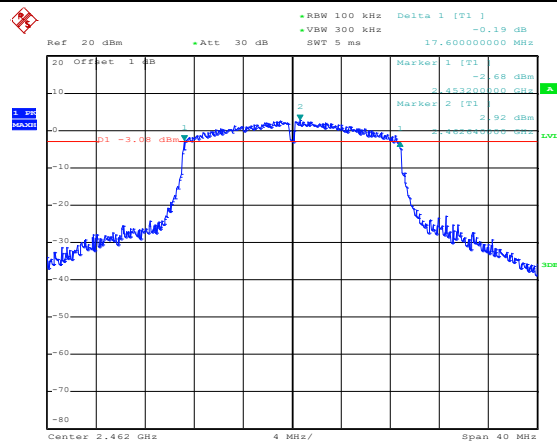
Date: 24.MAY.2023 20:35:48

802.11n-HT20-Middle



Date: 24.MAY.2023 20:36:27

802.11n-HT20-High

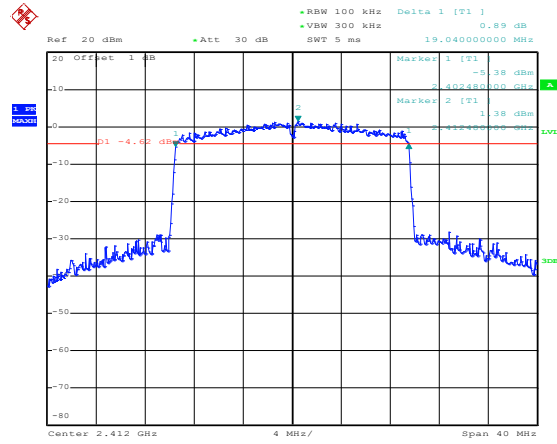


Date: 24.MAY.2023 20:37:11



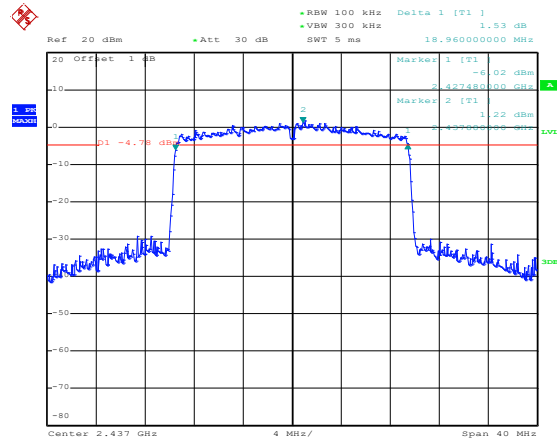
<p>802.11n-HT40-Low</p>	<p>Date: 24.MAY.2023 20:39:30</p>
<p>802.11n-HT40-Middle</p>	<p>Date: 24.MAY.2023 20:40:25</p>
<p>802.11n-HT40-High</p>	<p>Date: 24.MAY.2023 20:41:22</p>

802.11ax-HE20-Low



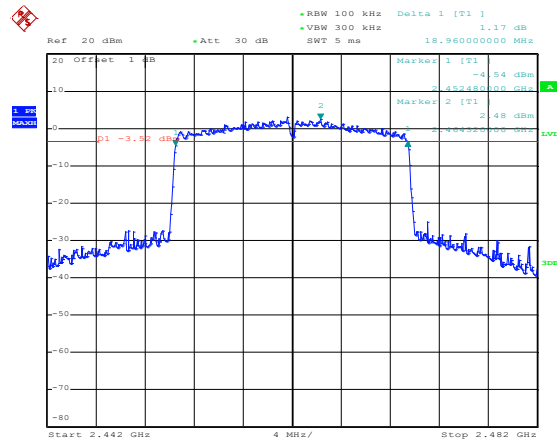
Date: 24.MAY.2023 20:42:34

802.11ax-HE20-Middle



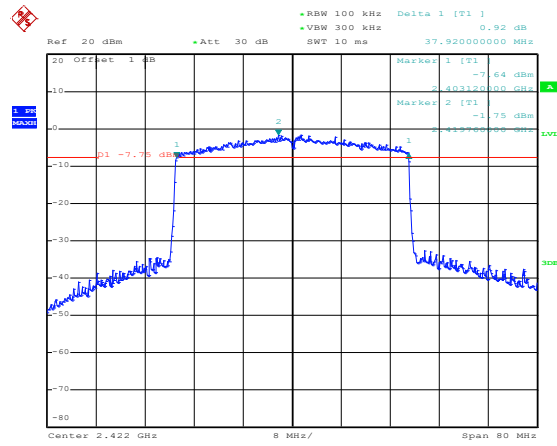
Date: 24.MAY.2023 20:43:18

802.11ax-HE20-High



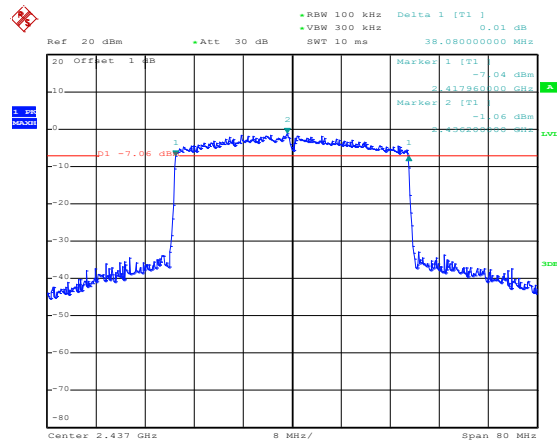
Date: 24.MAY.2023 20:44:15

802.11ax-HE40-Low



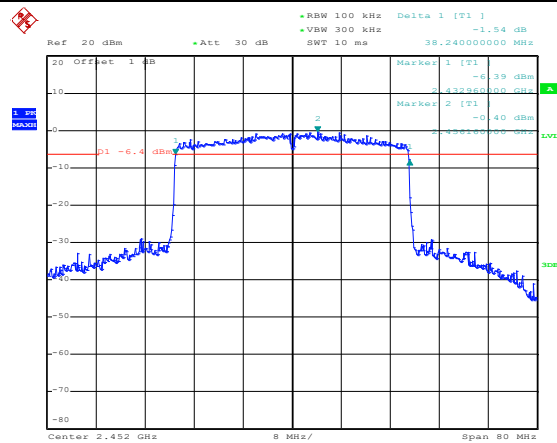
Date: 24.MAY.2023 20:44:56

802.11ax-HE40-Middle



Date: 24.MAY.2023 20:45:44

802.11ax-HE40-High



Date: 24.MAY.2023 20:46:29

**APPENDIX C**

RF Output Power					
Test Mode	Frequency MHz	Antenna 0 dBm	Antenna 1 dBm	Total Power dBm	Limit dBm
802.11b_1Mbps	2412	20.31	21.08	/	30.00
	2437	20.91	21.01	/	30.00
	2462	20.83	22.01	/	30.00
802.11g_6Mbps	2412	19.24	19.72	/	30.00
	2437	19.94	19.66	/	30.00
	2462	19.88	20.55	/	30.00
802.11n HT20_MCS0	2412	18.34	18.72	21.54	30.00
	2437	18.91	18.42	21.68	30.00
	2462	19.10	19.74	22.44	30.00
802.11n HT40_MCS0	2422	16.63	16.43	19.54	30.00
	2437	17.24	16.65	19.97	30.00
	2452	17.41	17.71	20.57	30.00
802.11ax-HE20_MCS0	2412	18.91	19.16	22.05	30.00
	2437	19.68	19.10	22.41	30.00
	2462	19.74	20.22	23.00	30.00
802.11ax-HE40_MCS0	2422	17.16	17.14	21.54	30.00
	2437	17.74	17.10	21.68	30.00
	2452	18.14	18.19	22.44	30.00

## Sensor Mode:

RF Output Power					
Test Mode	Frequency MHz	Antenna 0 dBm	Antenna 1 dBm	Total Power dBm	Limit dBm
802.11b_1Mbps	2412	16.92	17.65	/	30.00
	2437	16.99	17.35	/	30.00
	2462	16.86	18.37	/	30.00
802.11g_6Mbps	2412	16.14	17.26	/	30.00
	2437	16.79	17.22	/	30.00
	2462	17.13	18.35	/	30.00
802.11n HT20_MCS0	2412	16.27	17.23	19.79	30.00
	2437	16.43	17.29	19.89	30.00
	2462	16.85	17.81	20.37	30.00
802.11n HT40_MCS0	2422	14.57	14.57	17.58	30.00
	2437	14.91	14.88	17.91	30.00
	2452	15.34	15.79	18.58	30.00
802.11ax-HE20_MCS0	2412	17.10	18.51	20.87	30.00
	2437	17.99	18.07	21.04	30.00
	2462	17.78	19.26	21.59	30.00
802.11ax-HE40_MCS0	2422	15.74	16.10	18.93	30.00
	2437	16.11	16.43	19.28	30.00
	2452	16.62	17.40	20.04	30.00

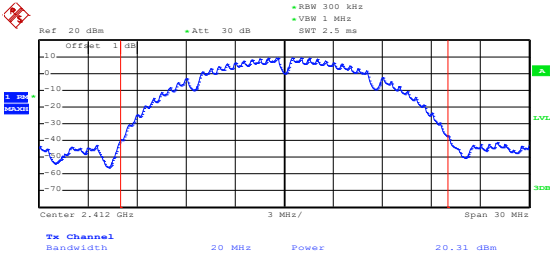
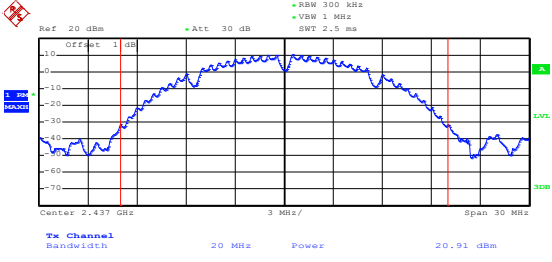
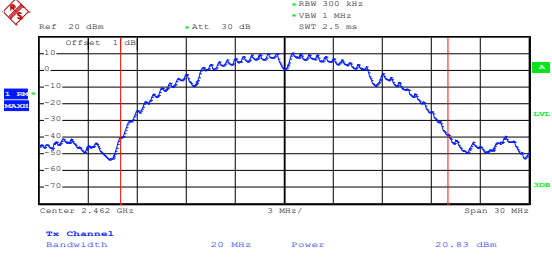
Receiver Mode:

RF Output Power					
Test Mode	Frequency MHz	Antenna 0 dBm	Antenna 1 dBm	Total Power dBm	Limit dBm
802.11b_1Mbps	2412	15.69	18.01	/	30.00
	2437	16.15	17.91	/	30.00
	2462	16.09	19.04	/	30.00
802.11g_6Mbps	2412	15.58	17.86	/	30.00
	2437	16.39	17.84	/	30.00
	2462	16.23	18.85	/	30.00
802.11n HT20_MCS0	2412	15.53	17.78	19.81	30.00
	2437	16.10	17.58	19.91	30.00
	2462	16.11	18.54	20.50	30.00
802.11n HT40_MCS0	2422	13.85	15.60	17.82	30.00
	2437	14.25	15.71	18.05	30.00
	2452	14.83	16.76	18.91	30.00
802.11AX-HE20_MCS0	2412	16.93	19.25	21.25	30.00
	2437	17.59	19.05	21.39	30.00
	2462	17.80	20.10	22.11	30.00
802.11AX-HE40_MCS0	2422	15.36	17.05	19.30	30.00
	2437	15.75	17.12	19.50	30.00
	2452	16.12	18.23	20.31	30.00

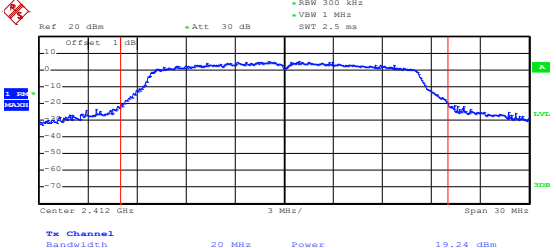
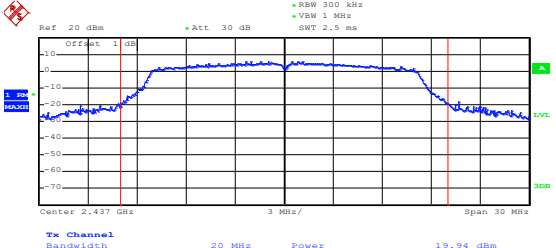
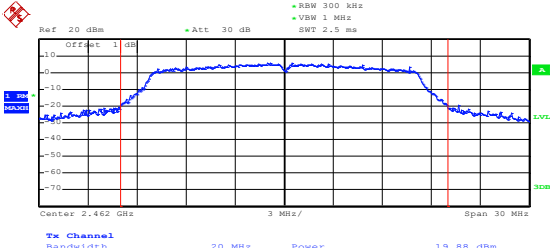
## Hotspot Mode:

RF Output Power					
Test Mode	Frequency MHz	Antenna 0 dBm	Antenna 1 dBm	Total Power dBm	Limit dBm
802.11b_1Mbps	2412	17.46	18.10	/	30.00
	2437	17.96	17.88	/	30.00
	2462	17.73	18.77	/	30.00
802.11g_6Mbps	2412	17.56	17.92	/	30.00
	2437	17.92	17.69	/	30.00
	2462	17.80	18.69	/	30.00
802.11n HT20_MCS0	2412	17.22	17.67	20.46	30.00
	2437	17.98	17.41	20.71	30.00
	2462	17.82	18.57	21.22	30.00
802.11n HT40_MCS0	2422	15.62	15.76	18.70	30.00
	2437	16.15	15.65	18.92	30.00
	2452	16.46	16.75	19.62	30.00
802.11AX-HE20_MCS0	2412	18.83	18.75	21.80	30.00
	2437	19.23	18.90	22.08	30.00
	2462	19.51	19.72	22.63	30.00
802.11AX-HE40_MCS0	2422	17.19	17.12	20.17	30.00
	2437	17.71	17.28	20.51	30.00
	2452	18.26	18.26	21.27	30.00

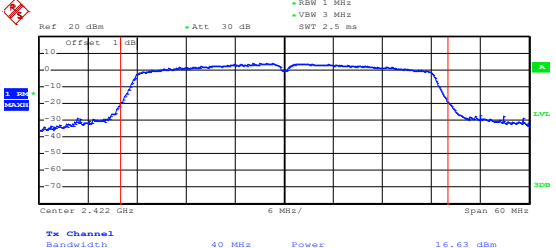
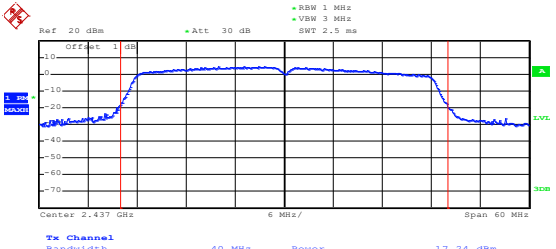
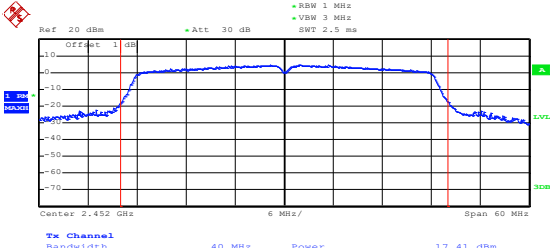
### Antenna 0

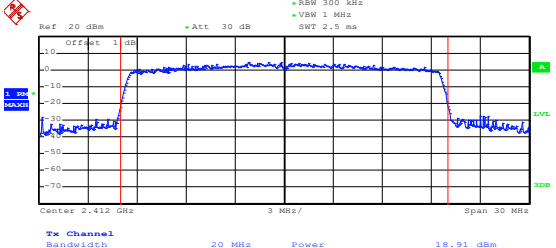
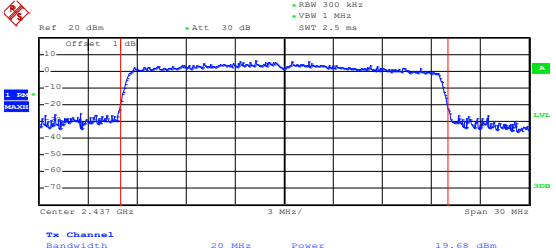
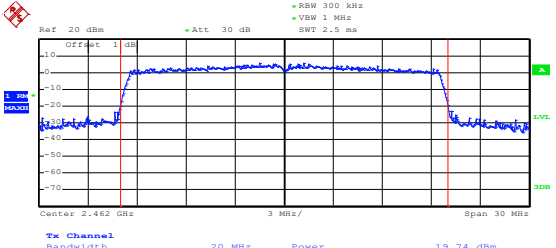
<p>802.11b-Low</p>	 <p>Ref: 20 dBm, Att: 30 dB, RBW: 300 kHz, VBW: 1 MHz, SWT: 2.5 ms</p> <p>Center: 2.412 GHz, Span: 30 MHz</p> <p>Tx Channel Bandwidth: 20 MHz, Power: 20.31 dBm</p> <p>Date: 23.MAY.2023 16:09:48</p>
<p>802.11b-Middle</p>	 <p>Ref: 20 dBm, Att: 30 dB, RBW: 300 kHz, VBW: 1 MHz, SWT: 2.5 ms</p> <p>Center: 2.437 GHz, Span: 30 MHz</p> <p>Tx Channel Bandwidth: 20 MHz, Power: 20.91 dBm</p> <p>Date: 23.MAY.2023 16:10:14</p>
<p>802.11b-High</p>	 <p>Ref: 20 dBm, Att: 30 dB, RBW: 300 kHz, VBW: 1 MHz, SWT: 2.5 ms</p> <p>Center: 2.462 GHz, Span: 30 MHz</p> <p>Tx Channel Bandwidth: 20 MHz, Power: 20.83 dBm</p> <p>Date: 23.MAY.2023 16:10:38</p>

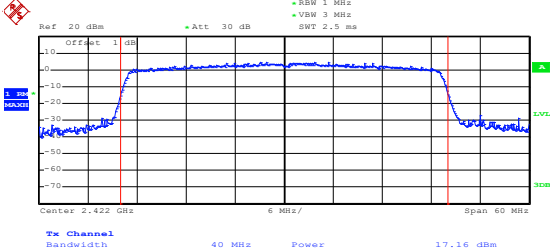
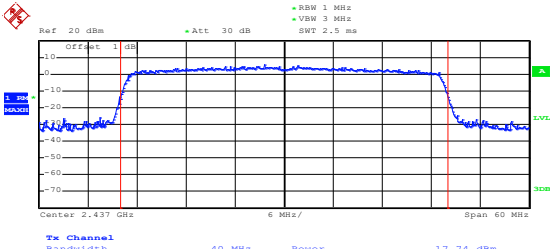
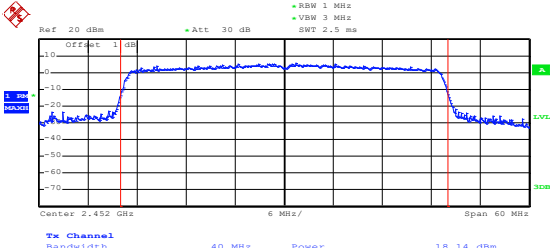


<p>802.11g-Low</p>	 <p>Date: 23.MAY.2023 16:11:30</p>
<p>802.11g-Middle</p>	 <p>Date: 23.MAY.2023 16:11:59</p>
<p>802.11g-High</p>	 <p>Date: 23.MAY.2023 16:12:16</p>

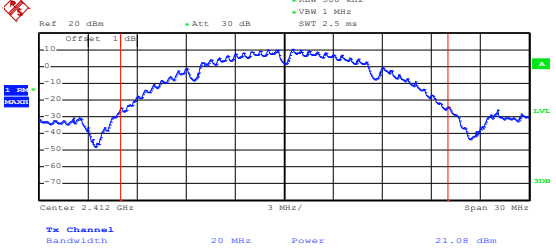
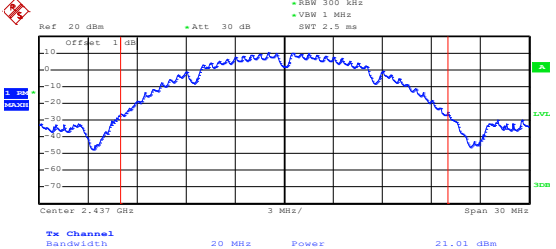
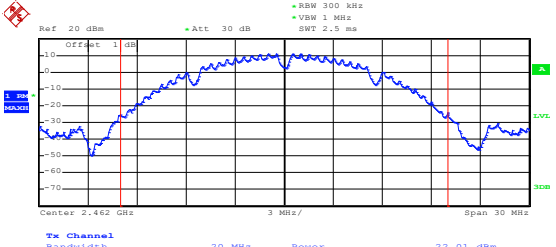
<p>802.11n-HT20-Low</p>	<p>Date: 23.MAY.2023 16:16:04</p>
<p>802.11n-HT20-Middle</p>	<p>Date: 23.MAY.2023 16:16:45</p>
<p>802.11n-HT20-High</p>	<p>Date: 23.MAY.2023 16:17:11</p>

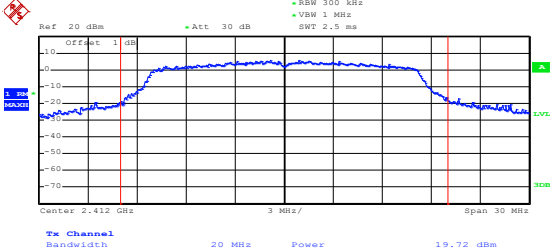
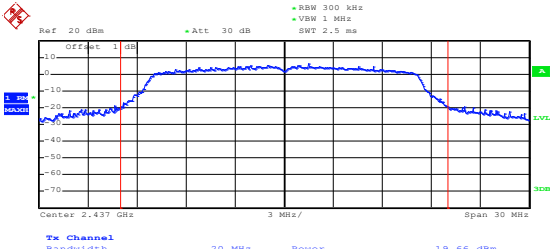
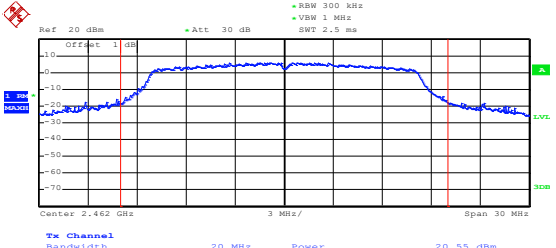
<p>802.11n-HT40-Low</p>	 <p>Date: 23.MAY.2023 16:18:16</p>
<p>802.11n-HT40-Middle</p>	 <p>Date: 23.MAY.2023 16:18:46</p>
<p>802.11n-HT40-High</p>	 <p>Date: 23.MAY.2023 16:19:20</p>

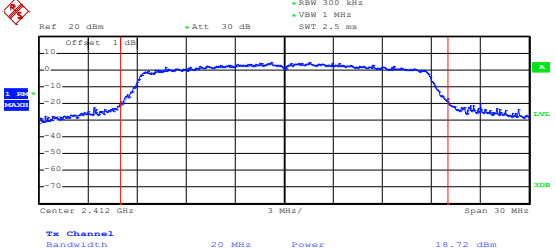
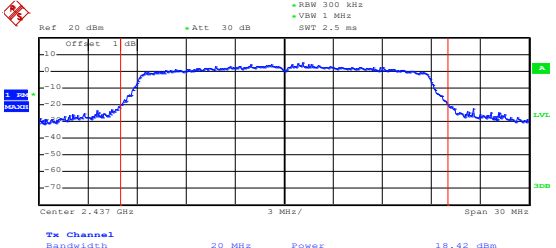
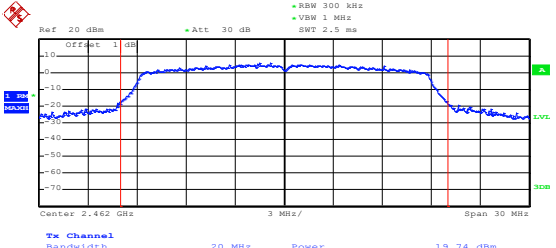
<p>802.11ax-HE20-Low</p>	 <p>Date: 23.MAY.2023 16:21:40</p>
<p>802.11ax-HE20-Middle</p>	 <p>Date: 23.MAY.2023 16:22:10</p>
<p>802.11ax-HE20-High</p>	 <p>Date: 23.MAY.2023 16:22:40</p>

<p>802.11ax-HE40-Low</p>	 <p>Date: 23.MAY.2023 16:19:51</p>
<p>802.11ax-HE40-Middle</p>	 <p>Date: 23.MAY.2023 16:20:18</p>
<p>802.11ax-HE40-High</p>	 <p>Date: 23.MAY.2023 16:20:46</p>

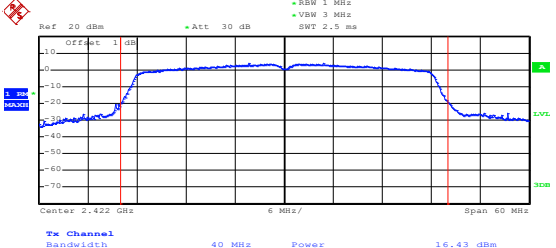
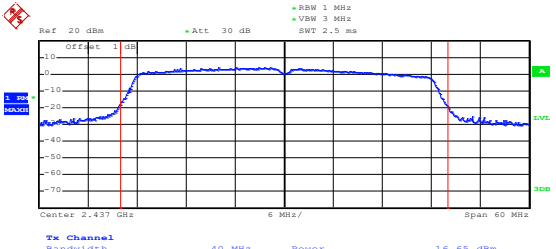
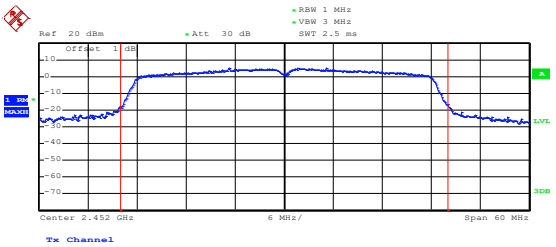
Antenna 1

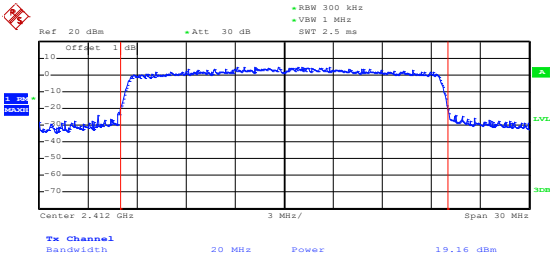
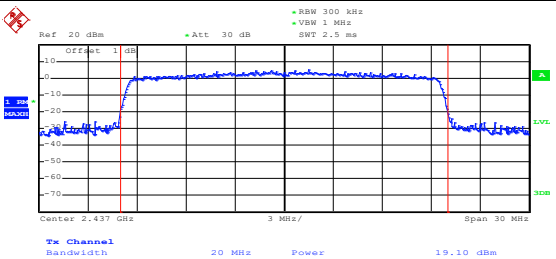
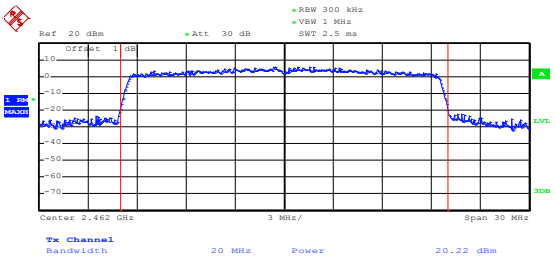
<p>802.11b-Low</p>	 <p>Date: 23.MAY.2023 16:26:21</p>
<p>802.11b-Middle</p>	 <p>Date: 23.MAY.2023 16:26:42</p>
<p>802.11b-High</p>	 <p>Date: 23.MAY.2023 16:27:01</p>

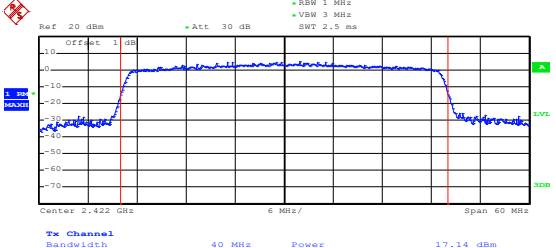
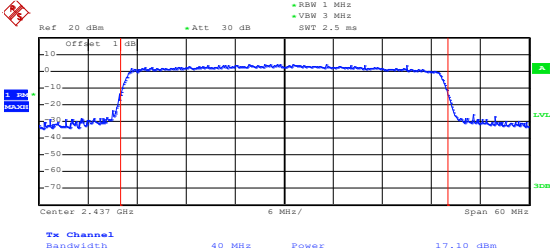
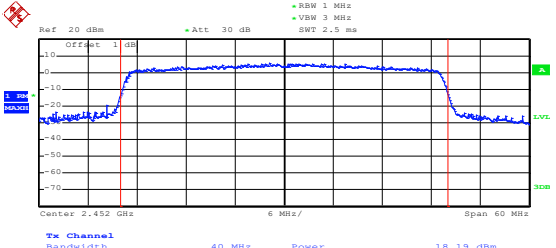
<p>802.11g-Low</p>	 <p>Date: 23.MAY.2023 16:27:31</p>
<p>802.11g-Middle</p>	 <p>Date: 23.MAY.2023 16:28:09</p>
<p>802.11g-High</p>	 <p>Date: 23.MAY.2023 16:28:41</p>

<p>802.11n-HT20-Low</p>	 <p>Ref: 20 dBm    +Att: 30 dB    RBW: 300 kHz          Offset: 1 dB    VBW: 1 MHz    SWT: 2.5 ms</p> <p>Center: 2.412 GHz    Span: 30 MHz</p> <p><b>Tx Channel</b>          Bandwidth: 20 MHz    Power: 18.72 dBm</p> <p>Date: 23.MAY.2023 16:29:10</p>
<p>802.11n-HT20-Middle</p>	 <p>Ref: 20 dBm    +Att: 30 dB    RBW: 300 kHz          Offset: 1 dB    VBW: 1 MHz    SWT: 2.5 ms</p> <p>Center: 2.437 GHz    Span: 30 MHz</p> <p><b>Tx Channel</b>          Bandwidth: 20 MHz    Power: 18.42 dBm</p> <p>Date: 23.MAY.2023 16:29:28</p>
<p>802.11n-HT20-High</p>	 <p>Ref: 20 dBm    +Att: 30 dB    RBW: 300 kHz          Offset: 1 dB    VBW: 1 MHz    SWT: 2.5 ms</p> <p>Center: 2.462 GHz    Span: 30 MHz</p> <p><b>Tx Channel</b>          Bandwidth: 20 MHz    Power: 19.74 dBm</p> <p>Date: 23.MAY.2023 16:29:52</p>

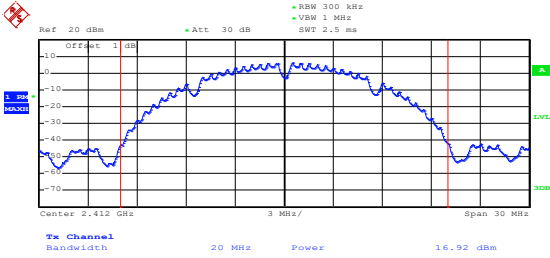
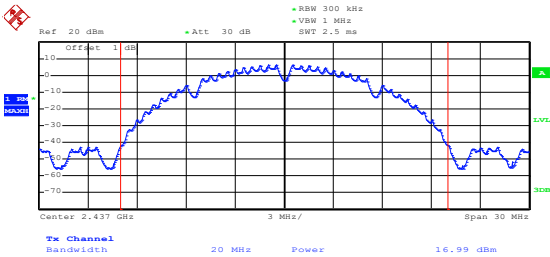
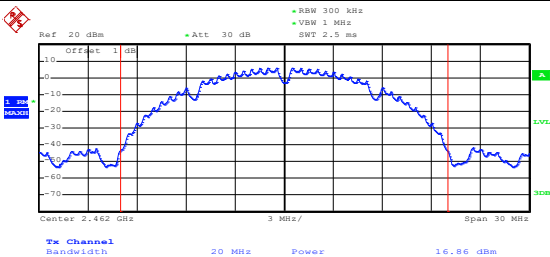


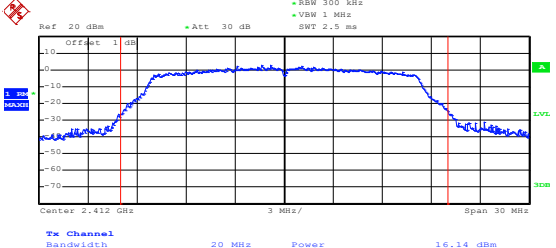
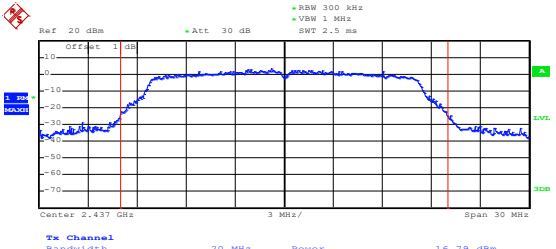
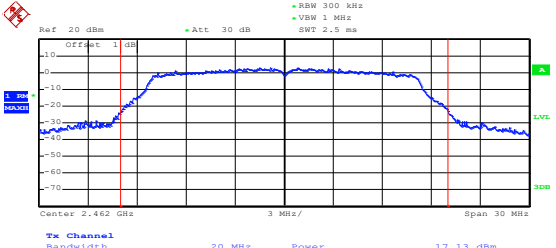
<p>802.11n-HT40-Low</p>	 <p>Date: 23.MAY.2023 16:32:19</p>
<p>802.11n-HT40-Middle</p>	 <p>Date: 23.MAY.2023 16:32:38</p>
<p>802.11n-HT40-High</p>	 <p>Date: 23.MAY.2023 16:32:59</p>

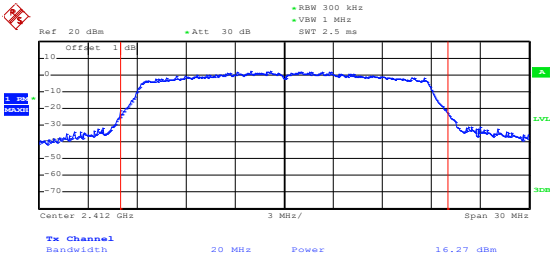
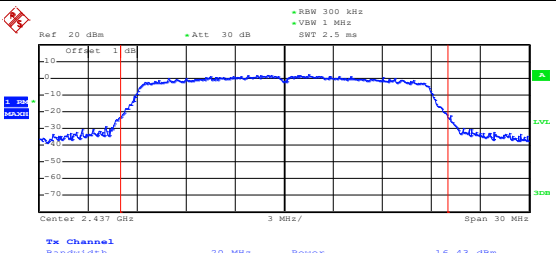
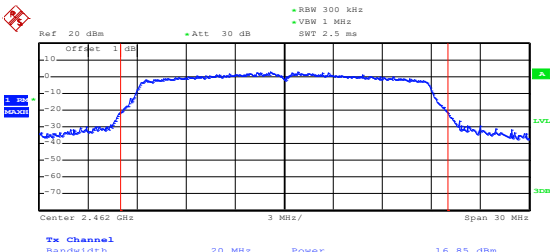
<p>802.11ax-HE20-Low</p>	 <p>Date: 23.MAY.2023 16:30:27</p>
<p>802.11ax-HE20-Middle</p>	 <p>Date: 23.MAY.2023 16:30:51</p>
<p>802.11ax-HE20-High</p>	 <p>Date: 23.MAY.2023 16:31:17</p>

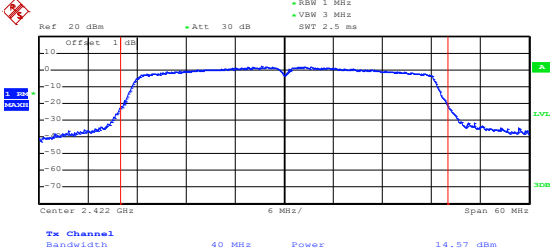
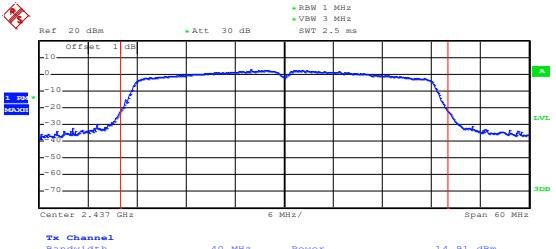
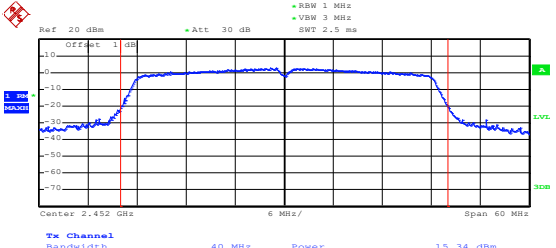
<p>802.11ax-HE40-Low</p>	 <p>Date: 23.MAY.2023 16:33:50</p>
<p>802.11ax-HE40-Middle</p>	 <p>Date: 23.MAY.2023 16:34:21</p>
<p>802.11ax-HE40-High</p>	 <p>Date: 23.MAY.2023 16:34:43</p>

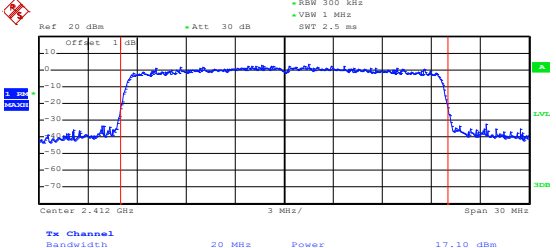
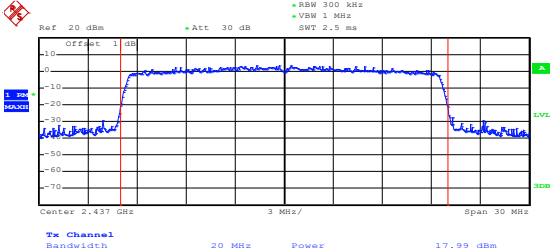
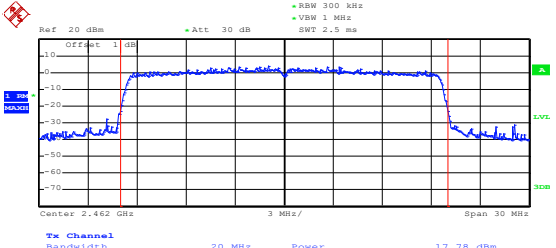
**Sensor Mode**  
**Antenna 0**

<p>802.11b-Low</p>	 <p>Ref 20 dBm    +Att 30 dB    +RBW 300 kHz +VSW 1 MHz    +SWT 2.5 ms</p> <p>Offset 1 dB</p> <p>Center 2.412 GHz    3 MHz/    Span 30 MHz</p> <p>Tx Channel Bandwidth    20 MHz    Power    16.92 dBm</p> <p>Date: 5.JUN.2023 17:00:20</p>
<p>802.11b-Middle</p>	 <p>Ref 20 dBm    +Att 30 dB    +RBW 300 kHz +VSW 1 MHz    +SWT 2.5 ms</p> <p>Offset 1 dB</p> <p>Center 2.437 GHz    3 MHz/    Span 30 MHz</p> <p>Tx Channel Bandwidth    20 MHz    Power    16.99 dBm</p> <p>Date: 5.JUN.2023 17:00:40</p>
<p>802.11b-High</p>	 <p>Ref 20 dBm    +Att 30 dB    +RBW 300 kHz +VSW 1 MHz    +SWT 2.5 ms</p> <p>Offset 1 dB</p> <p>Center 2.462 GHz    3 MHz/    Span 30 MHz</p> <p>Tx Channel Bandwidth    20 MHz    Power    16.86 dBm</p> <p>Date: 5.JUN.2023 17:02:24</p>

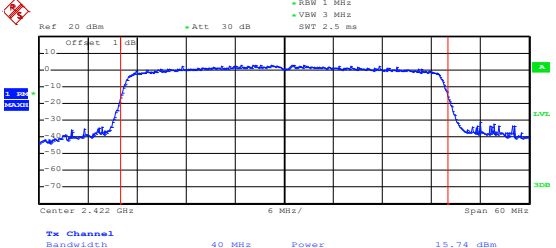
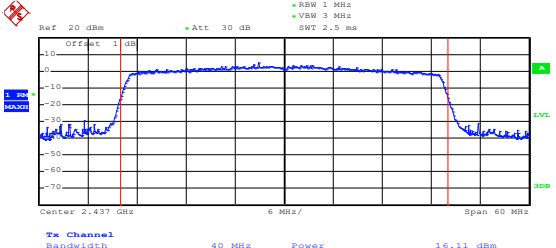
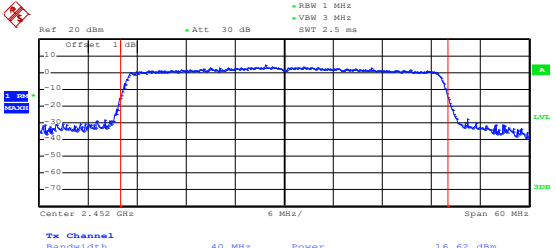
<p>802.11g-Low</p>	 <p>Date: 5.JUN.2023 17:02:52</p>
<p>802.11g-Middle</p>	 <p>Date: 5.JUN.2023 17:03:09</p>
<p>802.11g-High</p>	 <p>Date: 5.JUN.2023 17:03:39</p>

<p>802.11n-HT20-Low</p>	 <p>Date: 5.JUN.2023 17:04:11</p>
<p>802.11n-HT20-Middle</p>	 <p>Date: 5.JUN.2023 17:04:28</p>
<p>802.11n-HT20-High</p>	 <p>Date: 5.JUN.2023 17:04:53</p>

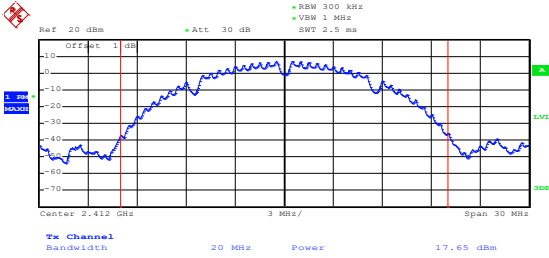
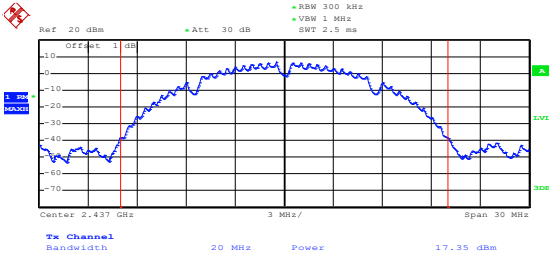
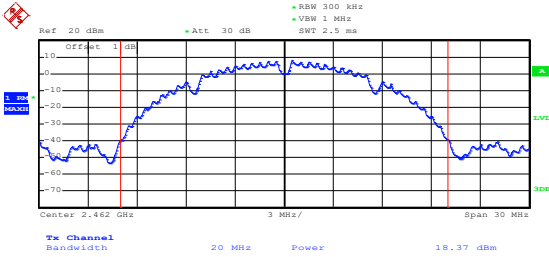
<p>802.11n-HT40-Low</p>	 <p>Ref 20 dBm    + Att 30 dB    RBW 1 MHz VBW 3 MHz    SWT 2.5 ms</p> <p>Offset 1 dB</p> <p>Center 2.422 GHz    6 MHz/    Span 60 MHz</p> <p><b>Tx Channel</b> Bandwidth    40 MHz    Power    14.57 dBm</p> <p>Date: 5.JUN.2023 17:06:44</p>
<p>802.11n-HT40-Middle</p>	 <p>Ref 20 dBm    + Att 30 dB    RBW 1 MHz VBW 3 MHz    SWT 2.5 ms</p> <p>Offset 1 dB</p> <p>Center 2.437 GHz    6 MHz/    Span 60 MHz</p> <p><b>Tx Channel</b> Bandwidth    40 MHz    Power    14.91 dBm</p> <p>Date: 5.JUN.2023 17:07:01</p>
<p>802.11n-HT40-High</p>	 <p>Ref 20 dBm    + Att 30 dB    RBW 1 MHz VBW 3 MHz    SWT 2.5 ms</p> <p>Offset 1 dB</p> <p>Center 2.452 GHz    6 MHz/    Span 60 MHz</p> <p><b>Tx Channel</b> Bandwidth    40 MHz    Power    15.34 dBm</p> <p>Date: 5.JUN.2023 17:07:20</p>

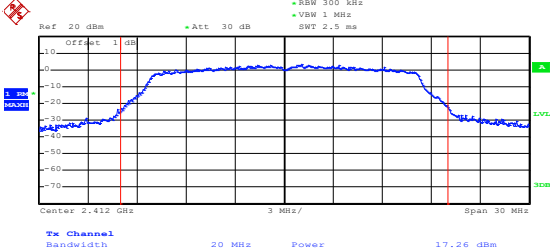
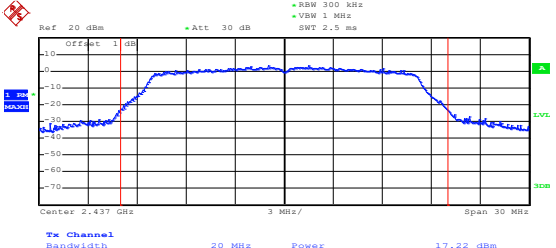
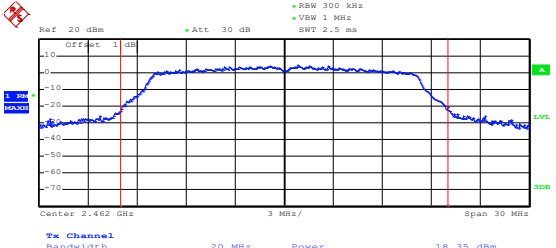
<p>802.11AX-HE20-Low</p>	 <p>Date: 5.JUN.2023 17:05:16</p>
<p>802.11AX-HE20- Middle</p>	 <p>Date: 5.JUN.2023 17:05:47</p>
<p>802.11AX-HE20- High</p>	 <p>Date: 5.JUN.2023 17:06:03</p>

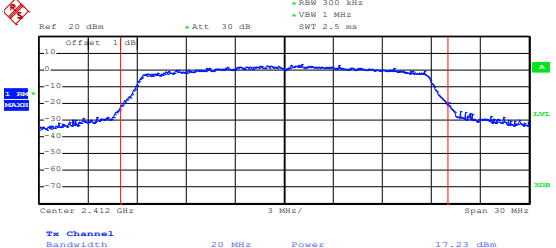
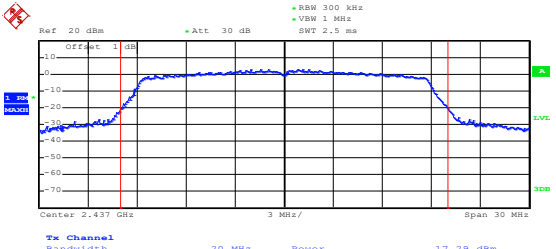
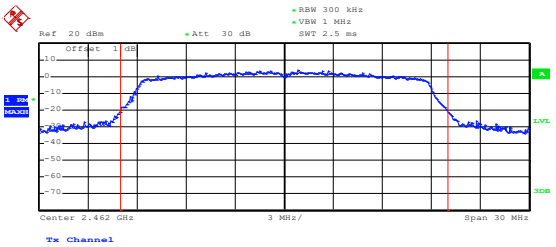


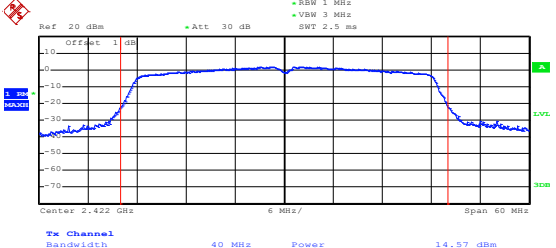
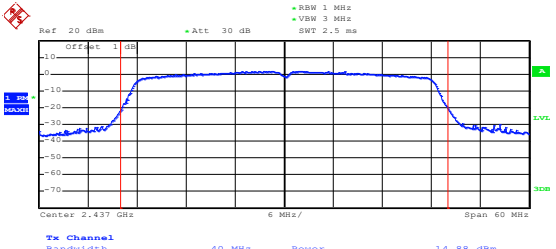
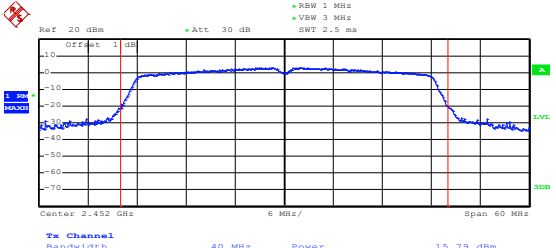
<p>802.11AX-HE40-Low</p>	 <p>Center 2.422 GHz Tx Channel Bandwidth 40 MHz Power 15.74 dBm</p> <p>Date: 5.JUN.2023 17:07:43</p>
<p>802.11AX-HE40- Middle</p>	 <p>Center 2.437 GHz Tx Channel Bandwidth 40 MHz Power 16.11 dBm</p> <p>Date: 5.JUN.2023 17:07:59</p>
<p>802.11AX-HE40- High</p>	 <p>Center 2.452 GHz Tx Channel Bandwidth 40 MHz Power 16.62 dBm</p> <p>Date: 5.JUN.2023 17:08:20</p>

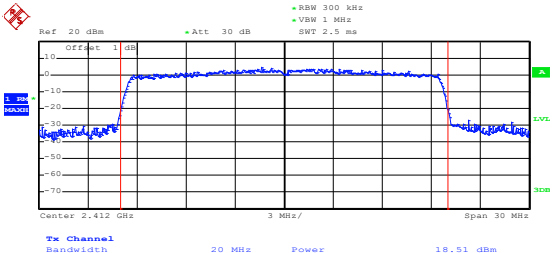
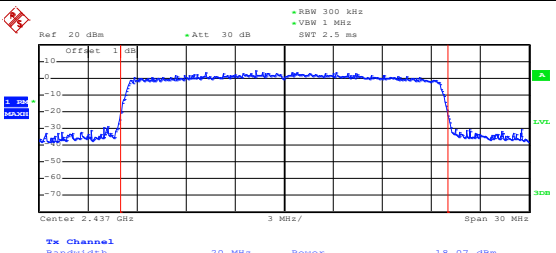
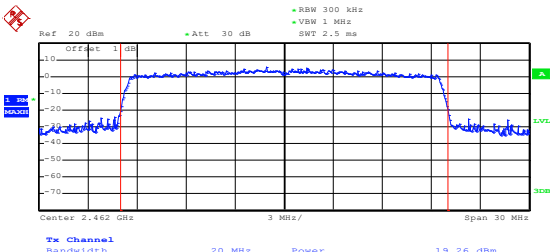
**Sensor Mode**  
**Antenna 1**

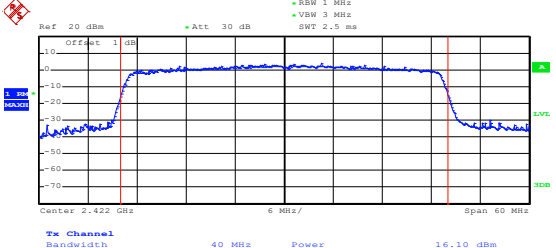
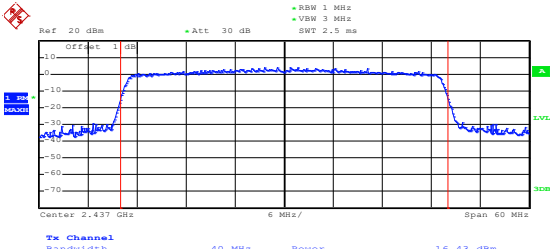
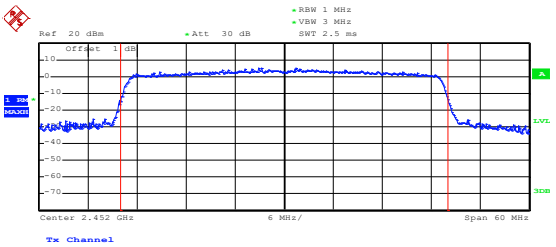
<p>802.11b-Low</p>	 <p>Date: 6.JUN.2023 14:01:04</p>
<p>802.11b-Middle</p>	 <p>Date: 6.JUN.2023 14:01:34</p>
<p>802.11b-High</p>	 <p>Date: 6.JUN.2023 14:02:26</p>

<p>802.11g-Low</p>	 <p>Date: 6.JUN.2023 14:03:24</p>
<p>802.11g-Middle</p>	 <p>Date: 6.JUN.2023 14:04:02</p>
<p>802.11g-High</p>	 <p>Date: 6.JUN.2023 14:05:27</p>

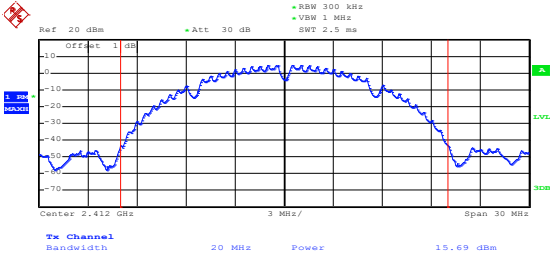
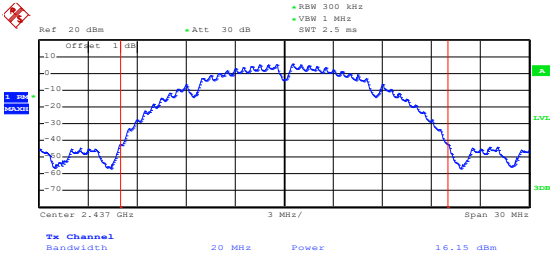
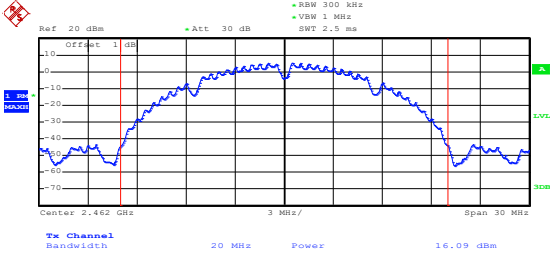
<p>802.11n-HT20-Low</p>	 <p>Date: 6.JUN.2023 14:06:25</p>
<p>802.11n-HT20-Middle</p>	 <p>Date: 6.JUN.2023 14:08:21</p>
<p>802.11n-HT20-High</p>	 <p>Date: 6.JUN.2023 14:08:50</p>

<p>802.11n-HT40-Low</p>	 <p>Ref: 20 dBm    +Att: 30 dB    RBW 1 MHz          Offset 1 dB    VBW 3 MHz    SWT 2.5 ms</p> <p>Center 2.422 GHz    6 MHz/    Span 60 MHz</p> <p><b>Tx Channel</b>          Bandwidth 40 MHz    Power 14.57 dBm</p> <p>Date: 6.JUN.2023 16:23:35</p>
<p>802.11n-HT40-Middle</p>	 <p>Ref: 20 dBm    +Att: 30 dB    RBW 1 MHz          Offset 1 dB    VBW 3 MHz    SWT 2.5 ms</p> <p>Center 2.437 GHz    6 MHz/    Span 60 MHz</p> <p><b>Tx Channel</b>          Bandwidth 40 MHz    Power 14.88 dBm</p> <p>Date: 6.JUN.2023 16:23:58</p>
<p>802.11n-HT40-High</p>	 <p>Ref: 20 dBm    +Att: 30 dB    RBW 1 MHz          Offset 1 dB    VBW 3 MHz    SWT 2.5 ms</p> <p>Center 2.452 GHz    6 MHz/    Span 60 MHz</p> <p><b>Tx Channel</b>          Bandwidth 40 MHz    Power 15.79 dBm</p> <p>Date: 6.JUN.2023 16:24:20</p>

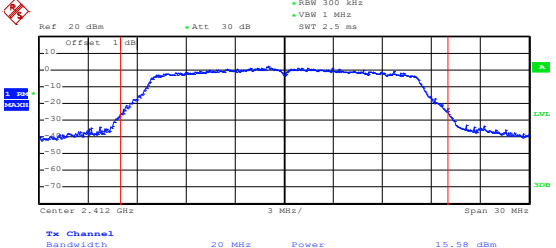
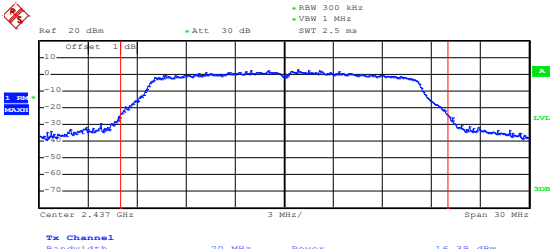
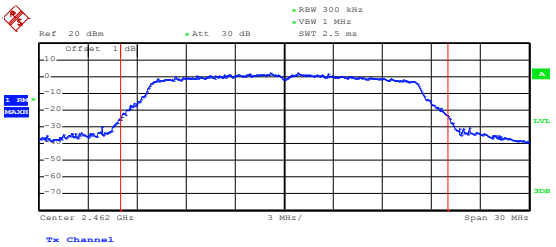
<p>802.11AX-HE20-Low</p>	 <p>Date: 6.JUN.2023 14:17:06</p>
<p>802.11AX-HE20- Middle</p>	 <p>Date: 6.JUN.2023 14:17:35</p>
<p>802.11AX-HE20- High</p>	 <p>Date: 6.JUN.2023 14:17:58</p>

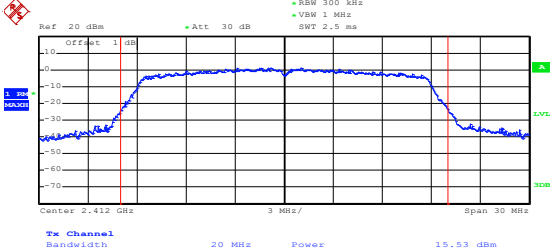
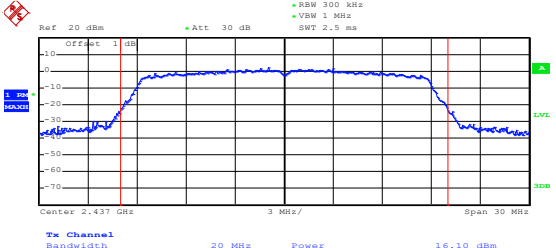
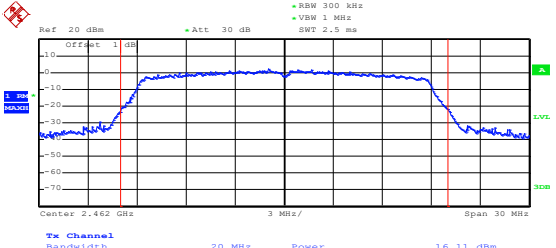
<p>802.11AX-HE40-Low</p>	 <p>Ref: 20 dBm    +Att: 30 dB    RBW: 1 MHz          Offset: 1 dB    VBW: 3 MHz    SWT: 2.5 ms</p> <p>Center: 2.422 GHz    Span: 60 MHz</p> <p><b>Tx Channel</b>          Bandwidth: 40 MHz    Power: 16.10 dBm</p> <p>Date: 6.JUN.2023 16:24:46</p>
<p>802.11AX-HE40- Middle</p>	 <p>Ref: 20 dBm    +Att: 30 dB    RBW: 1 MHz          Offset: 1 dB    VBW: 3 MHz    SWT: 2.5 ms</p> <p>Center: 2.437 GHz    Span: 60 MHz</p> <p><b>Tx Channel</b>          Bandwidth: 40 MHz    Power: 16.43 dBm</p> <p>Date: 6.JUN.2023 16:25:15</p>
<p>802.11AX-HE40- High</p>	 <p>Ref: 20 dBm    +Att: 30 dB    RBW: 1 MHz          Offset: 1 dB    VBW: 3 MHz    SWT: 2.5 ms</p> <p>Center: 2.452 GHz    Span: 60 MHz</p> <p><b>Tx Channel</b>          Bandwidth: 40 MHz    Power: 17.40 dBm</p> <p>Date: 6.JUN.2023 16:25:52</p>

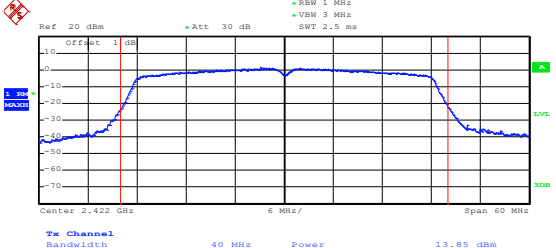
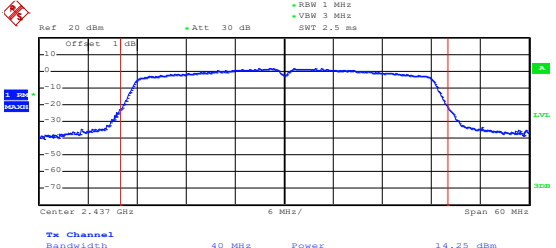
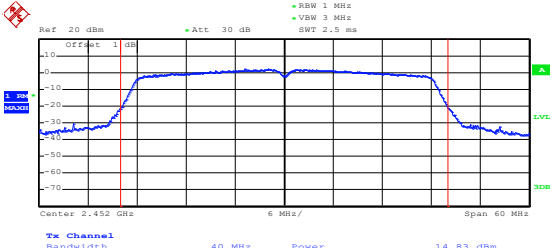
**Receiver Mode**  
**Antenna 0**

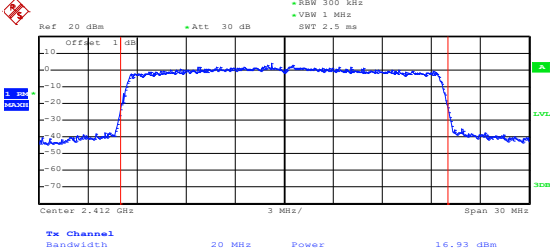
<p>802.11b-Low</p>	 <p>Date: 6.JUN.2023 16:53:53</p>
<p>802.11b-Middle</p>	 <p>Date: 6.JUN.2023 16:54:08</p>
<p>802.11b-High</p>	 <p>Date: 6.JUN.2023 16:54:22</p>

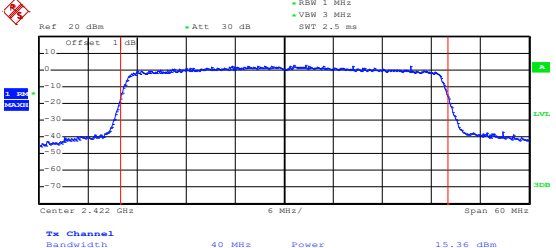
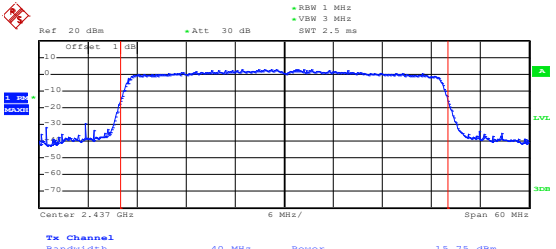
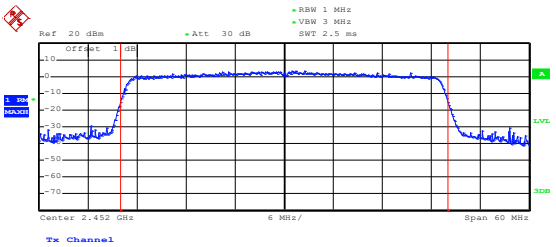


<p>802.11g-Low</p>	 <p>Ref: 20 dBm    +Att: 30 dB    RBW: 300 kHz          Offset: 1 dB    VSW: 1 MHz    SWT: 2.5 ms</p> <p>Center: 2.412 GHz    Span: 30 MHz</p> <p><b>Tx Channel</b>          Bandwidth: 20 MHz    Power: 15.58 dBm</p> <p>Date: 6.JUN.2023 16:54:44</p>
<p>802.11g-Middle</p>	 <p>Ref: 20 dBm    +Att: 30 dB    RBW: 300 kHz          Offset: 1 dB    VSW: 1 MHz    SWT: 2.5 ms</p> <p>Center: 2.437 GHz    Span: 30 MHz</p> <p><b>Tx Channel</b>          Bandwidth: 20 MHz    Power: 16.39 dBm</p> <p>Date: 6.JUN.2023 16:55:12</p>
<p>802.11g-High</p>	 <p>Ref: 20 dBm    +Att: 30 dB    RBW: 300 kHz          Offset: 1 dB    VSW: 1 MHz    SWT: 2.5 ms</p> <p>Center: 2.462 GHz    Span: 30 MHz</p> <p><b>Tx Channel</b>          Bandwidth: 20 MHz    Power: 16.23 dBm</p> <p>Date: 6.JUN.2023 16:55:35</p>

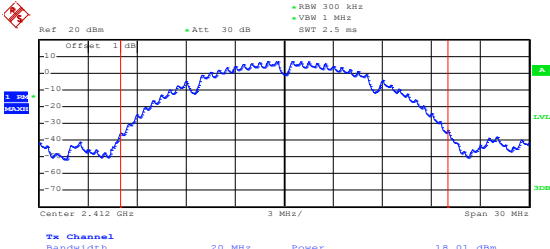
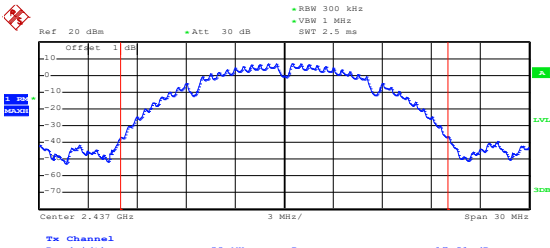
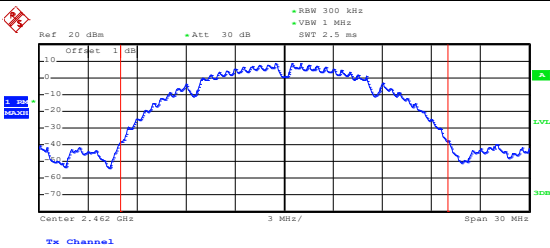
<p>802.11n-HT20-Low</p>	 <p>Date: 6.JUN.2023 16:56:01</p>
<p>802.11n-HT20-Middle</p>	 <p>Date: 6.JUN.2023 16:56:24</p>
<p>802.11n-HT20-High</p>	 <p>Date: 6.JUN.2023 16:56:46</p>

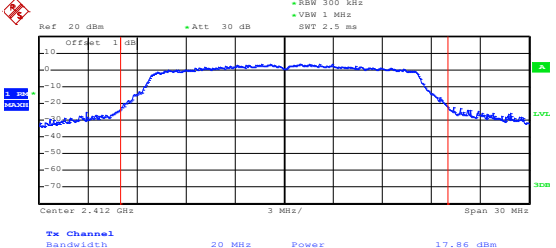
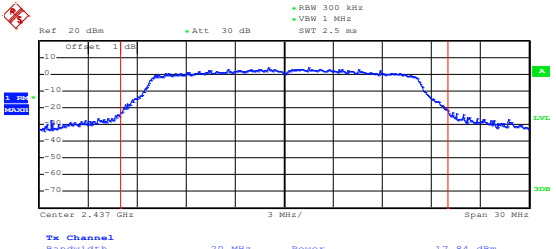
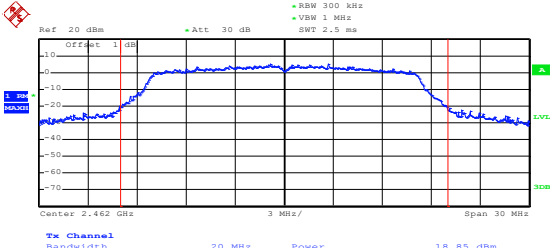
<p>802.11n-HT40-Low</p>	 <p>Ref: 20 dBm    +Att: 30 dB    RBW: 1 MHz          Offset: 1 dB    VBW: 3 MHz    SWT: 2.5 ns</p> <p>Center: 2.422 GHz    6 MHz/    Span: 60 MHz</p> <p><b>Tx Channel</b>          Bandwidth: 40 MHz    Power: 13.85 dBm</p> <p>Date: 6.JUN.2023 16:57:34</p>
<p>802.11n-HT40-Middle</p>	 <p>Ref: 20 dBm    +Att: 30 dB    RBW: 1 MHz          Offset: 1 dB    VBW: 3 MHz    SWT: 2.5 ns</p> <p>Center: 2.437 GHz    6 MHz/    Span: 60 MHz</p> <p><b>Tx Channel</b>          Bandwidth: 40 MHz    Power: 14.25 dBm</p> <p>Date: 6.JUN.2023 16:58:00</p>
<p>802.11n-HT40-High</p>	 <p>Ref: 20 dBm    +Att: 30 dB    RBW: 1 MHz          Offset: 1 dB    VBW: 3 MHz    SWT: 2.5 ns</p> <p>Center: 2.452 GHz    6 MHz/    Span: 60 MHz</p> <p><b>Tx Channel</b>          Bandwidth: 40 MHz    Power: 14.83 dBm</p> <p>Date: 6.JUN.2023 16:58:31</p>

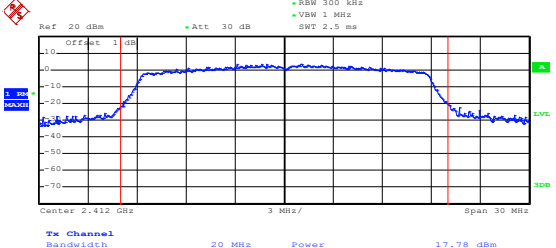
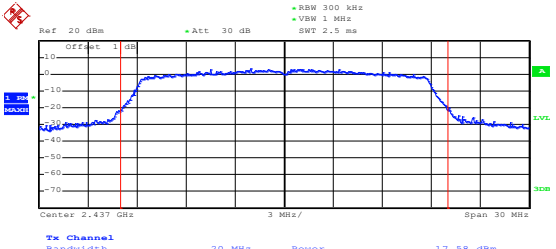
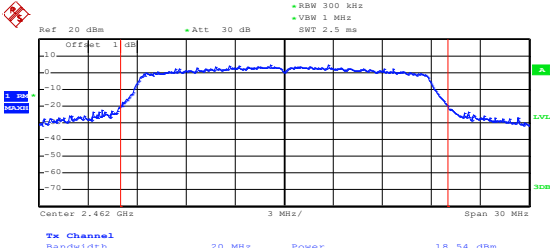
<p>802.11AX-HE20-Low</p>	 <p>Center 2.412 GHz</p> <p>Tx Channel Bandwidth 20 MHz Power 16.93 dBm</p> <p>Date: 6.JUN.2023 16:59:15</p>
<p>802.11AX-HE20- Middle</p>	 <p>Center 2.437 GHz</p> <p>Tx Channel Bandwidth 20 MHz Power 17.59 dBm</p> <p>Date: 6.JUN.2023 16:59:44</p>
<p>802.11AX-HE20- High</p>	 <p>Center 2.462 GHz</p> <p>Tx Channel Bandwidth 20 MHz Power 17.80 dBm</p> <p>Date: 6.JUN.2023 17:00:28</p>

<p>802.11AX-HE40-Low</p>	 <p>Ref: 20 dBm    +Att: 30 dB    +RBW: 1 MHz          +VBW: 3 MHz    +SWT: 2.5 ns</p> <p>Offset: 1 dB</p> <p>Center: 2.422 GHz    6 MHz/    Span: 60 MHz</p> <p><b>Tx Channel</b>          Bandwidth: 40 MHz    Power: 15.36 dBm</p> <p>Date: 6.JUN.2023 17:01:06</p>
<p>802.11AX-HE40- Middle</p>	 <p>Ref: 20 dBm    +Att: 30 dB    +RBW: 1 MHz          +VBW: 3 MHz    +SWT: 2.5 ns</p> <p>Offset: 1 dB</p> <p>Center: 2.437 GHz    6 MHz/    Span: 60 MHz</p> <p><b>Tx Channel</b>          Bandwidth: 40 MHz    Power: 15.75 dBm</p> <p>Date: 6.JUN.2023 17:01:35</p>
<p>802.11AX-HE40- High</p>	 <p>Ref: 20 dBm    +Att: 30 dB    +RBW: 1 MHz          +VBW: 3 MHz    +SWT: 2.5 ns</p> <p>Offset: 1 dB</p> <p>Center: 2.452 GHz    6 MHz/    Span: 60 MHz</p> <p><b>Tx Channel</b>          Bandwidth: 40 MHz    Power: 16.12 dBm</p> <p>Date: 6.JUN.2023 17:02:08</p>

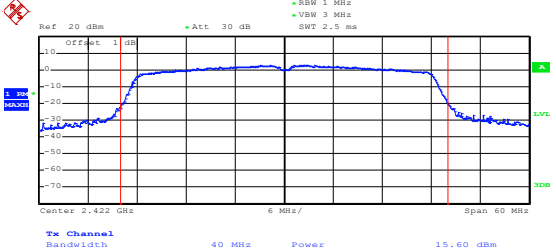
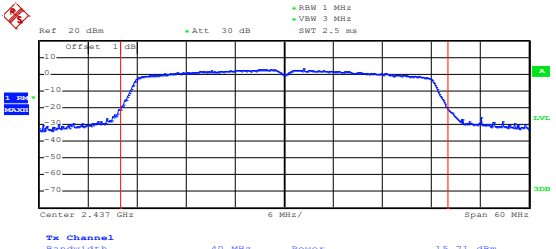
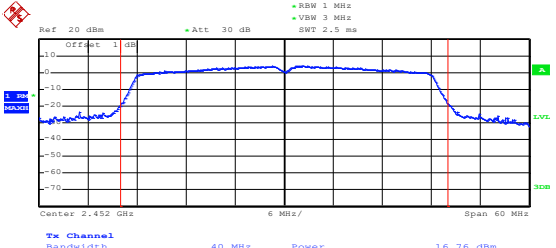
**Receiver Mode**  
**Antenna 1**

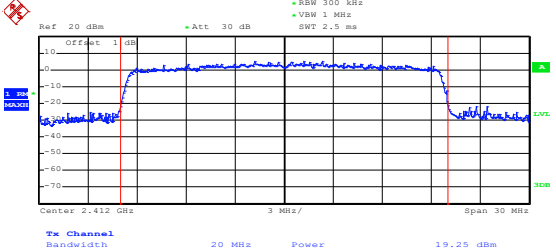
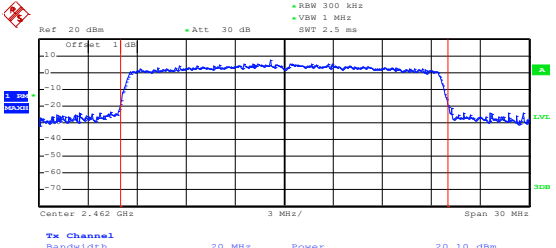
<p>802.11b-Low</p>	 <p>Date: 6.JUN.2023 16:40:52</p>
<p>802.11b-Middle</p>	 <p>Date: 6.JUN.2023 16:41:10</p>
<p>802.11b-High</p>	 <p>Date: 6.JUN.2023 16:41:32</p>

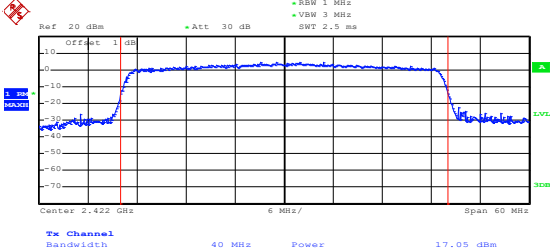
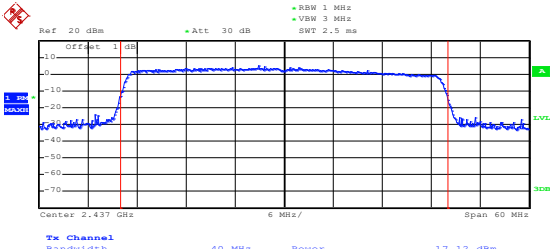
<p>802.11g-Low</p>	 <p>Date: 6.JUN.2023 16:41:55</p>
<p>802.11g-Middle</p>	 <p>Date: 6.JUN.2023 16:42:23</p>
<p>802.11g-High</p>	 <p>Date: 6.JUN.2023 16:42:52</p>

<p>802.11n-HT20-Low</p>	 <p>Center 2.412 GHz Tx Channel Bandwidth 20 MHz Power 17.78 dBm</p> <p>Date: 6.JUN.2023 16:43:34</p>
<p>802.11n-HT20-Middle</p>	 <p>Center 2.437 GHz Tx Channel Bandwidth 20 MHz Power 17.58 dBm</p> <p>Date: 6.JUN.2023 16:44:01</p>
<p>802.11n-HT20-High</p>	 <p>Center 2.462 GHz Tx Channel Bandwidth 20 MHz Power 18.54 dBm</p> <p>Date: 6.JUN.2023 16:44:32</p>

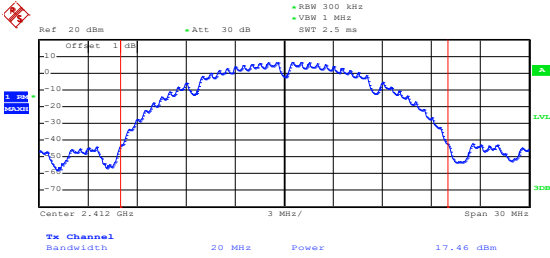
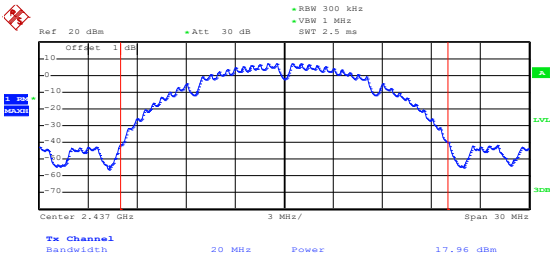
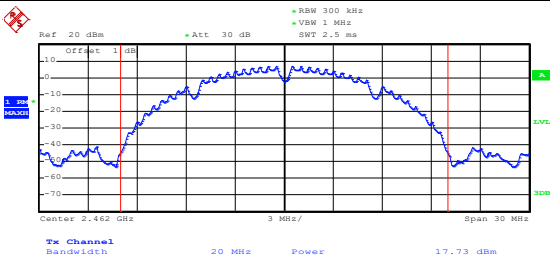


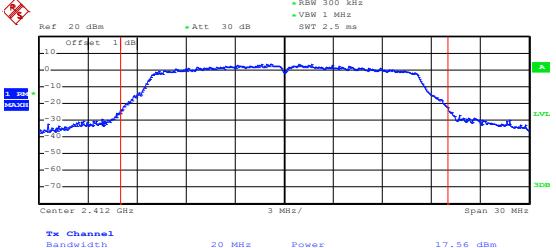
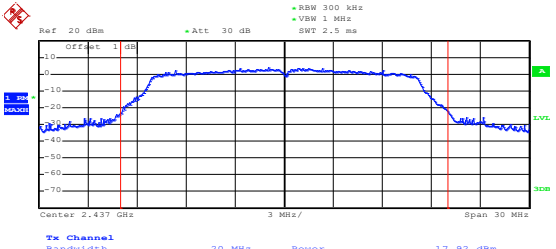
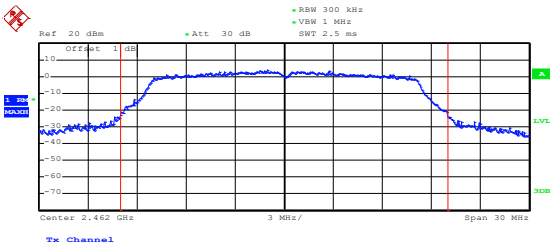
<p>802.11n-HT40-Low</p>	 <p>Date: 6.JUN.2023 16:45:07</p>
<p>802.11n-HT40-Middle</p>	 <p>Date: 6.JUN.2023 16:45:30</p>
<p>802.11n-HT40-High</p>	 <p>Date: 6.JUN.2023 16:46:02</p>

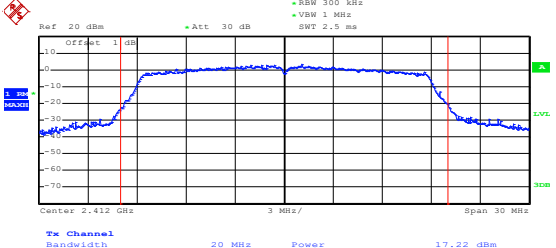
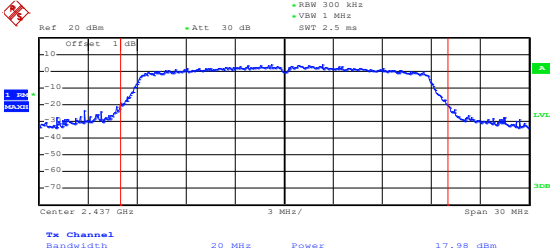
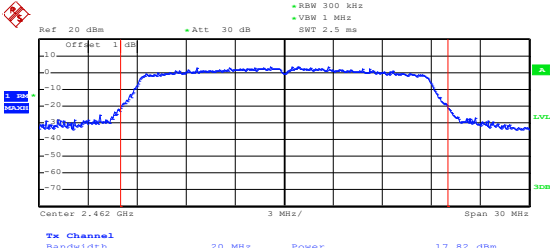
<p>802.11AX-HE20-Low</p>	 <p>Ref: 20 dBm    +Att: 30 dB    RBW: 300 kHz          Offset: 1 dB    VSW: 1 MHz    SWT: 2.5 ms</p> <p>Center: 2.412 GHz    Span: 30 MHz</p> <p>Tx Channel          Bandwidth: 20 MHz    Power: 19.25 dBm</p> <p>Date: 6.JUN.2023 16:46:41</p>
<p>802.11AX-HE20- Middle</p>	 <p>Ref: 20 dBm    +Att: 30 dB    RBW: 300 kHz          Offset: 1 dB    VSW: 1 MHz    SWT: 2.5 ms</p> <p>Center: 2.437 GHz    Span: 30 MHz</p> <p>Tx Channel          Bandwidth: 20 MHz    Power: 19.05 dBm</p> <p>Date: 6.JUN.2023 16:47:08</p>
<p>802.11AX-HE20- High</p>	 <p>Ref: 20 dBm    +Att: 30 dB    RBW: 300 kHz          Offset: 1 dB    VSW: 1 MHz    SWT: 2.5 ms</p> <p>Center: 2.462 GHz    Span: 30 MHz</p> <p>Tx Channel          Bandwidth: 20 MHz    Power: 20.10 dBm</p> <p>Date: 6.JUN.2023 16:49:25</p>

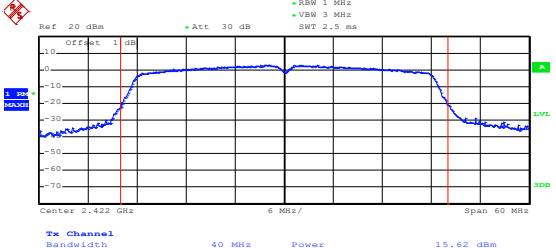
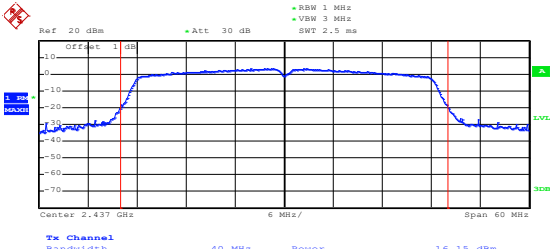
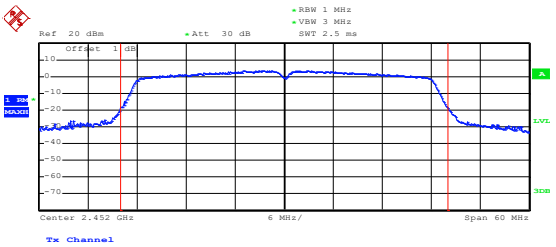
<p>802.11AX-HE40-Low</p>	 <p>Ref: 20 dBm    +Att: 30 dB    RBW: 1 MHz          Offset: 1 dB    VBW: 3 MHz    SWT: 2.5 ms</p> <p>Center: 2.422 GHz    6 MHz/    Span: 60 MHz</p> <p><b>Tx Channel</b>          Bandwidth: 40 MHz    Power: 17.05 dBm</p> <p>Date: 6.JUN.2023 16:50:05</p>
<p>802.11AX-HE40- Middle</p>	 <p>Ref: 20 dBm    +Att: 30 dB    RBW: 1 MHz          Offset: 1 dB    VBW: 3 MHz    SWT: 2.5 ms</p> <p>Center: 2.437 GHz    6 MHz/    Span: 60 MHz</p> <p><b>Tx Channel</b>          Bandwidth: 40 MHz    Power: 17.12 dBm</p> <p>Date: 6.JUN.2023 16:50:31</p>
<p>802.11AX-HE40- High</p>	 <p>Ref: 20 dBm    +Att: 30 dB    RBW: 1 MHz          Offset: 1 dB    VBW: 3 MHz    SWT: 2.5 ms</p> <p>Center: 2.452 GHz    6 MHz/    Span: 60 MHz</p> <p><b>Tx Channel</b>          Bandwidth: 40 MHz    Power: 18.23 dBm</p> <p>Date: 6.JUN.2023 16:50:56</p>

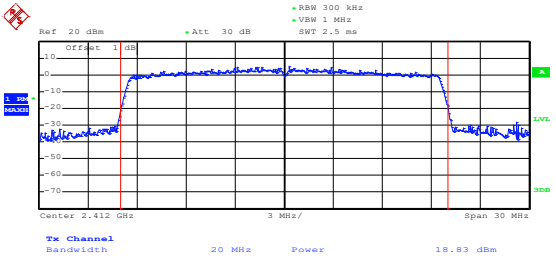
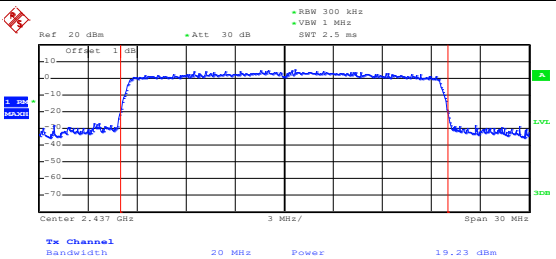
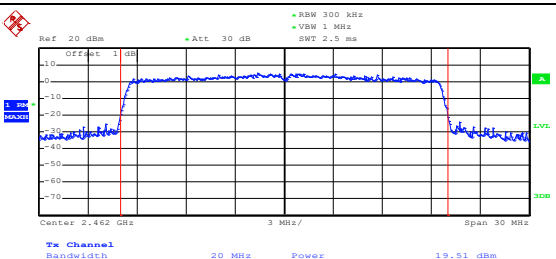
**Hotspot Mode**  
**Antenna 0**

<p>802.11b-Low</p>	 <p>Ref 20 dBm + Att 30 dB + RBW 300 kHz + VBW 1 MHz + SWT 2.5 ms</p> <p>Offset 1 dB</p> <p>Center 2.412 GHz 3 MHz/ Span 30 MHz</p> <p>Tx Channel Bandwidth 20 MHz Power 17.46 dBm</p> <p>Date: 6.JUN.2023 16:09:40</p>
<p>802.11b-Middle</p>	 <p>Ref 20 dBm + Att 30 dB + RBW 300 kHz + VBW 1 MHz + SWT 2.5 ms</p> <p>Offset 1 dB</p> <p>Center 2.437 GHz 3 MHz/ Span 30 MHz</p> <p>Tx Channel Bandwidth 20 MHz Power 17.96 dBm</p> <p>Date: 6.JUN.2023 16:09:57</p>
<p>802.11b-High</p>	 <p>Ref 20 dBm + Att 30 dB + RBW 300 kHz + VBW 1 MHz + SWT 2.5 ms</p> <p>Offset 1 dB</p> <p>Center 2.462 GHz 3 MHz/ Span 30 MHz</p> <p>Tx Channel Bandwidth 20 MHz Power 17.73 dBm</p> <p>Date: 6.JUN.2023 16:10:17</p>

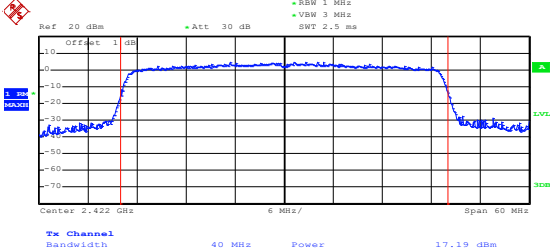
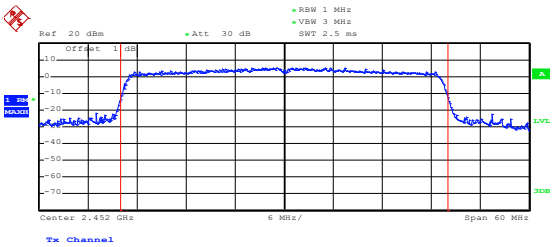
<p>802.11g-Low</p>	 <p>Ref: 20 dBm    +Att: 30 dB    RBW: 300 kHz          Offset: 1 dB    VBW: 1 MHz    SWT: 2.5 ms</p> <p>Center: 2.412 GHz    Span: 30 MHz</p> <p><b>Tx Channel</b>          Bandwidth: 20 MHz    Power: 17.56 dBm</p> <p>Date: 6.JUN.2023 16:10:50</p>
<p>802.11g-Middle</p>	 <p>Ref: 20 dBm    +Att: 30 dB    RBW: 300 kHz          Offset: 1 dB    VBW: 1 MHz    SWT: 2.5 ms</p> <p>Center: 2.437 GHz    Span: 30 MHz</p> <p><b>Tx Channel</b>          Bandwidth: 20 MHz    Power: 17.92 dBm</p> <p>Date: 6.JUN.2023 16:11:08</p>
<p>802.11g-High</p>	 <p>Ref: 20 dBm    +Att: 30 dB    RBW: 300 kHz          Offset: 1 dB    VBW: 1 MHz    SWT: 2.5 ms</p> <p>Center: 2.462 GHz    Span: 30 MHz</p> <p><b>Tx Channel</b>          Bandwidth: 20 MHz    Power: 17.80 dBm</p> <p>Date: 6.JUN.2023 16:11:31</p>

<p>802.11n-HT20-Low</p>	 <p>Ref 20 dBm    +Att 30 dB    +RBW 300 kHz          -Offset 1 dB    +VBW 1 MHz    +SWT 2.5 ms</p> <p>Center 2.412 GHz    3 MHz/    Span 30 MHz</p> <p><b>Tx Channel</b>          Bandwidth    20 MHz    Power    17.22 dBm</p> <p>Date: 6.JUN.2023 16:11:59</p>
<p>802.11n-HT20-Middle</p>	 <p>Ref 20 dBm    +Att 30 dB    +RBW 300 kHz          -Offset 1 dB    +VBW 1 MHz    +SWT 2.5 ms</p> <p>Center 2.437 GHz    3 MHz/    Span 30 MHz</p> <p><b>Tx Channel</b>          Bandwidth    20 MHz    Power    17.98 dBm</p> <p>Date: 6.JUN.2023 16:12:19</p>
<p>802.11n-HT20-High</p>	 <p>Ref 20 dBm    +Att 30 dB    +RBW 300 kHz          -Offset 1 dB    +VBW 1 MHz    +SWT 2.5 ms</p> <p>Center 2.462 GHz    3 MHz/    Span 30 MHz</p> <p><b>Tx Channel</b>          Bandwidth    20 MHz    Power    17.82 dBm</p> <p>Date: 6.JUN.2023 16:12:39</p>

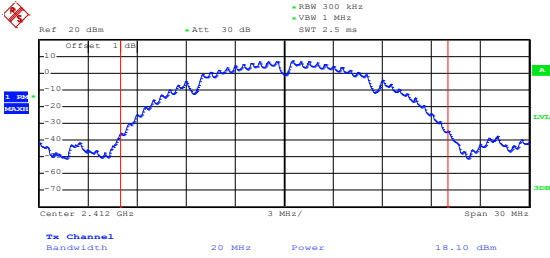
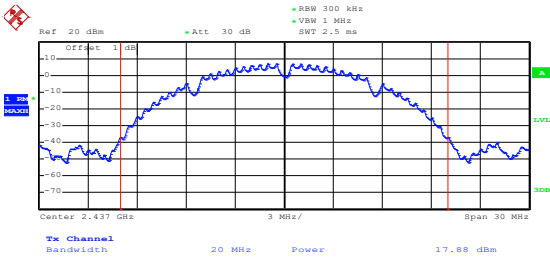
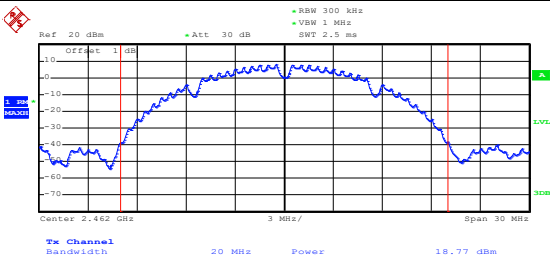
<p>802.11n-HT40-Low</p>	 <p>Ref: 20 dBm    +Att: 30 dB    RBW 1 MHz          Offset 1 dB    VBW 3 MHz    SWT 2.5 ms</p> <p>Center 2.422 GHz    6 MHz/    Span 60 MHz</p> <p><b>Tx Channel</b>          Bandwidth 40 MHz    Power 15.62 dBm</p> <p>Date: 6.JUN.2023 16:15:17</p>
<p>802.11n-HT40-Middle</p>	 <p>Ref: 20 dBm    +Att: 30 dB    RBW 1 MHz          Offset 1 dB    VBW 3 MHz    SWT 2.5 ms</p> <p>Center 2.437 GHz    6 MHz/    Span 60 MHz</p> <p><b>Tx Channel</b>          Bandwidth 40 MHz    Power 16.15 dBm</p> <p>Date: 6.JUN.2023 16:15:39</p>
<p>802.11n-HT40-High</p>	 <p>Ref: 20 dBm    +Att: 30 dB    RBW 1 MHz          Offset 1 dB    VBW 3 MHz    SWT 2.5 ms</p> <p>Center 2.452 GHz    6 MHz/    Span 60 MHz</p> <p><b>Tx Channel</b>          Bandwidth 40 MHz    Power 16.46 dBm</p> <p>Date: 6.JUN.2023 16:16:15</p>

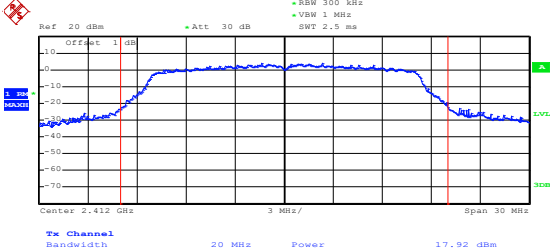
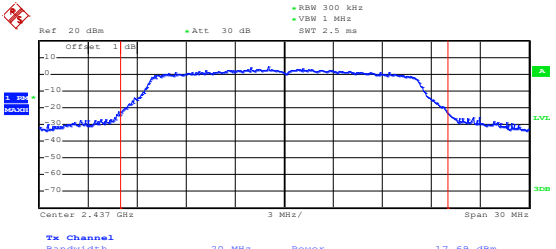
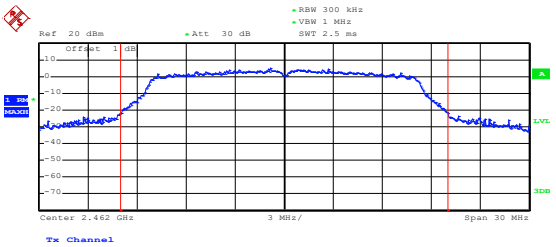
<p>802.11AX-HE20-Low</p>	 <p>Ref: 20 dBm    +Att: 30 dB    RBW: 300 kHz          Offset: 1 dB    VSW: 1 MHz    SWT: 2.5 ms</p> <p>Center: 2.412 GHz    Span: 30 MHz</p> <p>Tx Channel          Bandwidth: 20 MHz    Power: 18.83 dBm</p> <p>Date: 6.JUN.2023 16:17:24</p>
<p>802.11AX-HE20- Middle</p>	 <p>Ref: 20 dBm    +Att: 30 dB    RBW: 300 kHz          Offset: 1 dB    VSW: 1 MHz    SWT: 2.5 ms</p> <p>Center: 2.437 GHz    Span: 30 MHz</p> <p>Tx Channel          Bandwidth: 20 MHz    Power: 19.23 dBm</p> <p>Date: 6.JUN.2023 16:17:47</p>
<p>802.11AX-HE20- High</p>	 <p>Ref: 20 dBm    +Att: 30 dB    RBW: 300 kHz          Offset: 1 dB    VSW: 1 MHz    SWT: 2.5 ms</p> <p>Center: 2.462 GHz    Span: 30 MHz</p> <p>Tx Channel          Bandwidth: 20 MHz    Power: 19.51 dBm</p> <p>Date: 6.JUN.2023 16:18:14</p>

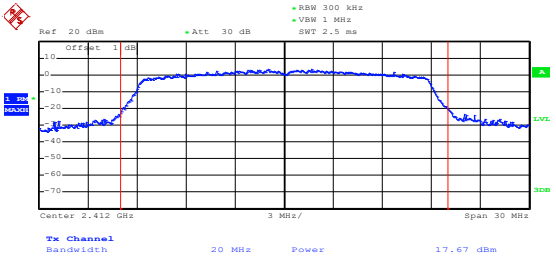
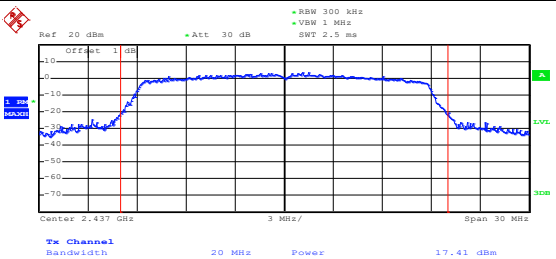
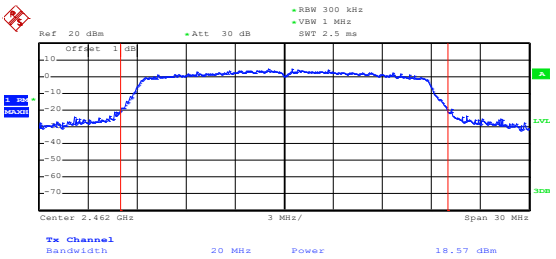


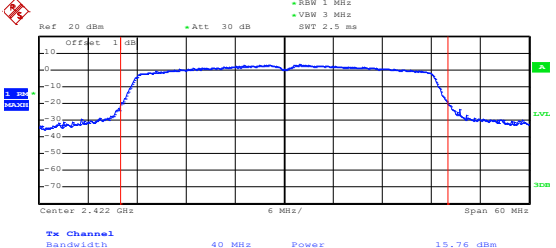
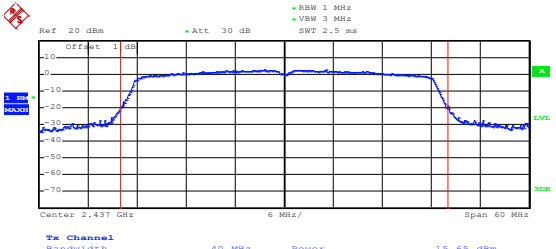
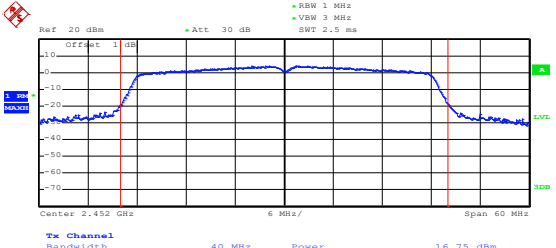
<p>802.11AX-HE40-Low</p>	 <p>Ref: 20 dBm    +Att: 30 dB    RBW 1 MHz          Offset 1 dB    VBW 3 MHz    SWT 2.5 ms</p> <p>Center 2.422 GHz    6 MHz/    Span 60 MHz</p> <p>Tx Channel          Bandwidth    40 MHz    Power    17.19 dBm</p> <p>Date: 6.JUN.2023 16:19:06</p>
<p>802.11AX-HE40- Middle</p>	 <p>Ref: 20 dBm    +Att: 30 dB    RBW 1 MHz          Offset 1 dB    VBW 3 MHz    SWT 2.5 ms</p> <p>Center 2.437 GHz    6 MHz/    Span 60 MHz</p> <p>Tx Channel          Bandwidth    40 MHz    Power    17.71 dBm</p> <p>Date: 6.JUN.2023 16:19:39</p>
<p>802.11AX-HE40- High</p>	 <p>Ref: 20 dBm    +Att: 30 dB    RBW 1 MHz          Offset 1 dB    VBW 3 MHz    SWT 2.5 ms</p> <p>Center 2.452 GHz    6 MHz/    Span 60 MHz</p> <p>Tx Channel          Bandwidth    40 MHz    Power    18.26 dBm</p> <p>Date: 6.JUN.2023 16:20:16</p>

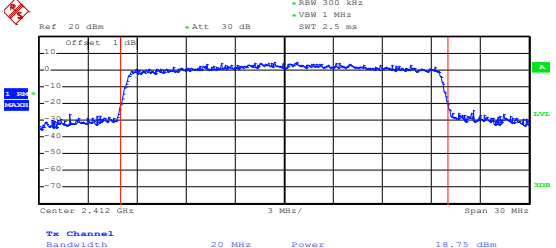
**Hotspot Mode**  
**Antenna 1**

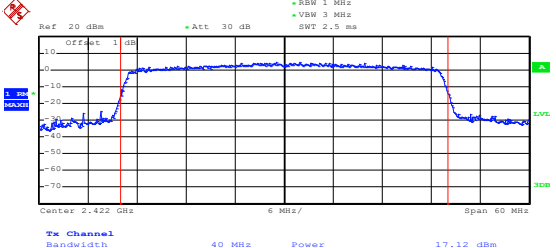
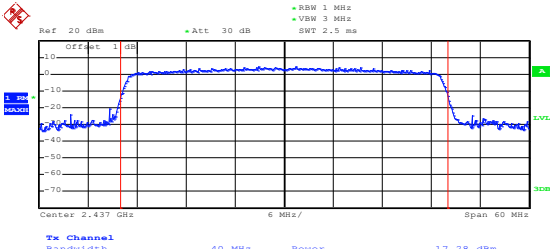
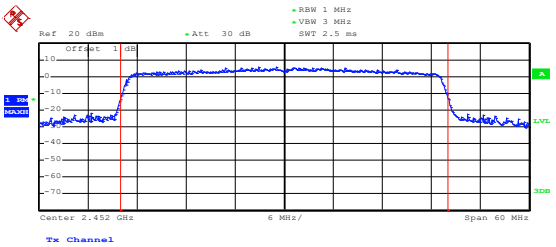
<p>802.11b-Low</p>	 <p>Date: 6.JUN.2023 16:31:00</p>
<p>802.11b-Middle</p>	 <p>Date: 6.JUN.2023 16:31:19</p>
<p>802.11b-High</p>	 <p>Date: 6.JUN.2023 16:31:36</p>

<p>802.11g-Low</p>	 <p>Date: 6.JUN.2023 16:32:16</p>
<p>802.11g-Middle</p>	 <p>Date: 6.JUN.2023 16:32:41</p>
<p>802.11g-High</p>	 <p>Date: 6.JUN.2023 16:33:06</p>

<p>802.11n-HT20-Low</p>	 <p>Ref: 20 dBm    +Att: 30 dB    RBW: 300 kHz          Offset: 1 dB    VBW: 1 MHz    SWT: 2.5 ms</p> <p>Center: 2.412 GHz    Span: 30 MHz</p> <p><b>Tx Channel</b>          Bandwidth: 20 MHz    Power: 17.67 dBm</p> <p>Date: 6.JUN.2023 16:33:28</p>
<p>802.11n-HT20-Middle</p>	 <p>Ref: 20 dBm    +Att: 30 dB    RBW: 300 kHz          Offset: 1 dB    VBW: 1 MHz    SWT: 2.5 ms</p> <p>Center: 2.437 GHz    Span: 30 MHz</p> <p><b>Tx Channel</b>          Bandwidth: 20 MHz    Power: 17.41 dBm</p> <p>Date: 6.JUN.2023 16:33:49</p>
<p>802.11n-HT20-High</p>	 <p>Ref: 20 dBm    +Att: 30 dB    RBW: 300 kHz          Offset: 1 dB    VBW: 1 MHz    SWT: 2.5 ms</p> <p>Center: 2.462 GHz    Span: 30 MHz</p> <p><b>Tx Channel</b>          Bandwidth: 20 MHz    Power: 18.57 dBm</p> <p>Date: 6.JUN.2023 16:34:11</p>

<p>802.11n-HT40-Low</p>	 <p>Date: 6.JUN.2023 16:34:54</p>
<p>802.11n-HT40-Middle</p>	 <p>Date: 6.JUN.2023 16:35:23</p>
<p>802.11n-HT40-High</p>	 <p>Date: 6.JUN.2023 16:35:45</p>

<p>802.11AX-HE20-Low</p>	 <p style="text-align: center;">Date: 6.JUN.2023 16:36:12</p>
<p>802.11AX-HE20- Middle</p>	 <p style="text-align: center;">Date: 6.JUN.2023 16:36:37</p>
<p>802.11AX-HE20- High</p>	 <p style="text-align: center;">Date: 6.JUN.2023 16:36:52</p>

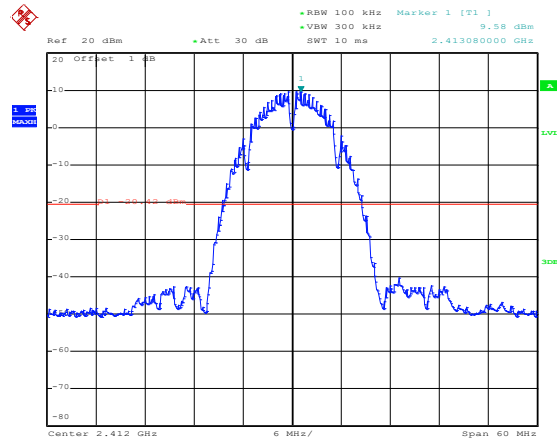
<p>802.11AX-HE40-Low</p>	 <p>Ref: 20 dBm    +Att: 30 dB    RBW 1 MHz          Offset 1 dB    VBW 3 MHz    SWT 2.5 ms</p> <p>Center 2.422 GHz    6 MHz/    Span 60 MHz</p> <p><b>Tx Channel</b>          Bandwidth    40 MHz    Power    17.12 dBm</p> <p>Date: 6.JUN.2023 16:37:36</p>
<p>802.11AX-HE40- Middle</p>	 <p>Ref: 20 dBm    +Att: 30 dB    RBW 1 MHz          Offset 1 dB    VBW 3 MHz    SWT 2.5 ms</p> <p>Center 2.437 GHz    6 MHz/    Span 60 MHz</p> <p><b>Tx Channel</b>          Bandwidth    40 MHz    Power    17.28 dBm</p> <p>Date: 6.JUN.2023 16:37:56</p>
<p>802.11AX-HE40- High</p>	 <p>Ref: 20 dBm    +Att: 30 dB    RBW 1 MHz          Offset 1 dB    VBW 3 MHz    SWT 2.5 ms</p> <p>Center 2.452 GHz    6 MHz/    Span 60 MHz</p> <p><b>Tx Channel</b>          Bandwidth    40 MHz    Power    18.26 dBm</p> <p>Date: 6.JUN.2023 16:38:25</p>

# APPENDIX D

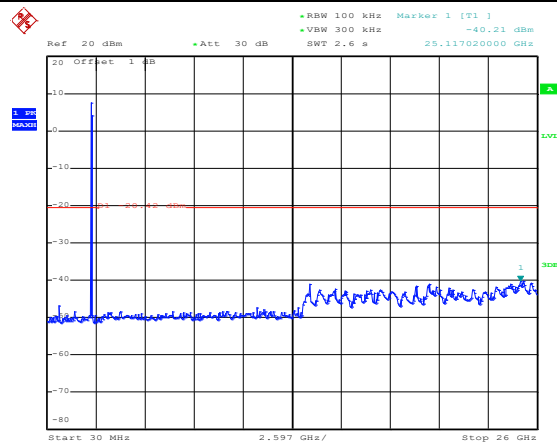
## Conducted Out of Band Emissions

### Antenna 0

802.11b-Low



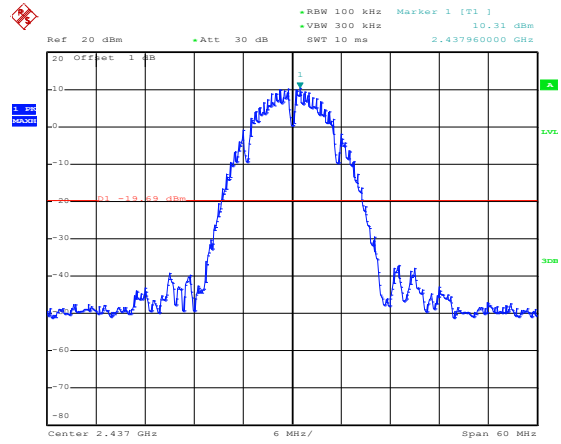
Date: 24.MAY.2023 19:47:26



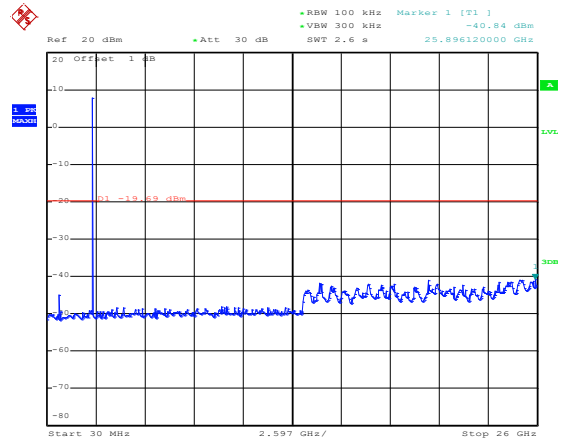
Date: 24.MAY.2023 19:47:52



802.11b-Middle

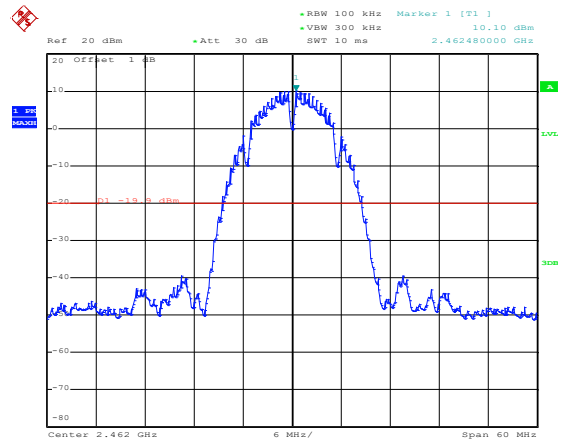


Date: 24.MAY.2023 19:48:21

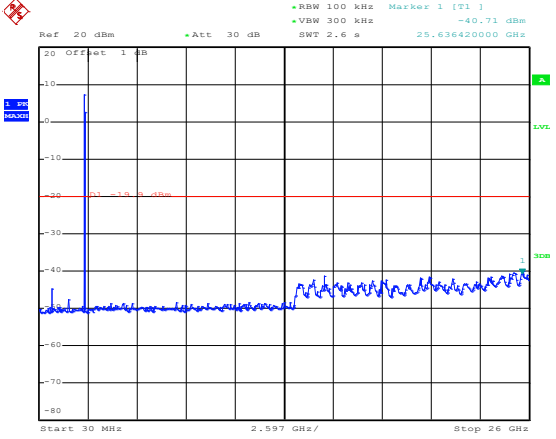
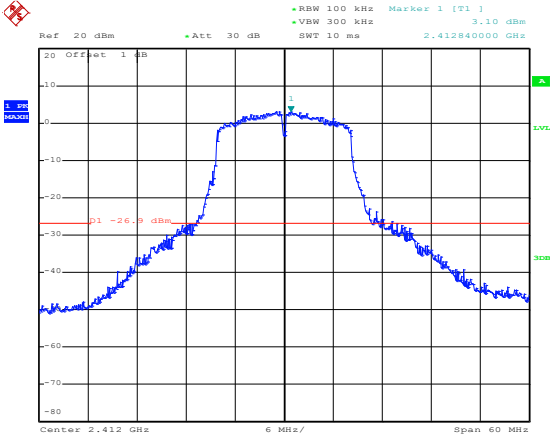
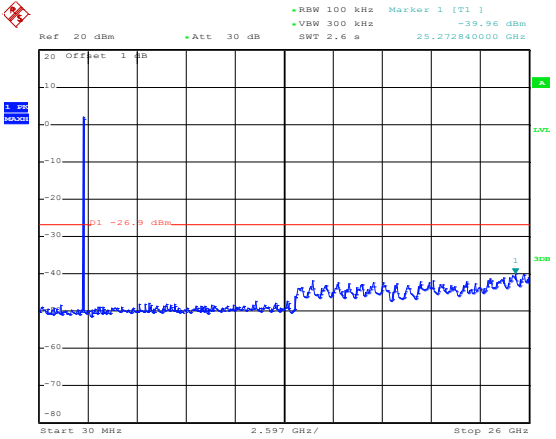


Date: 24.MAY.2023 19:48:32

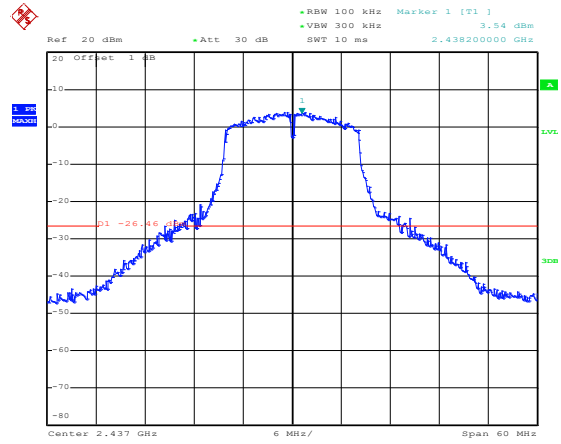
802.11b-High



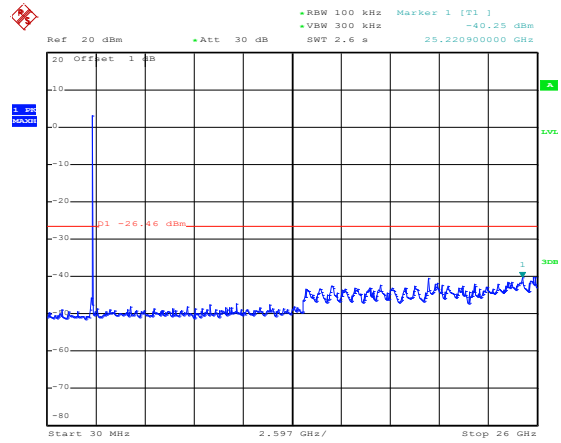
Date: 24.MAY.2023 19:49:08

	 <p>Date: 24.MAY.2023 19:49:21</p>
<p>802.11g-Low</p>	 <p>Date: 24.MAY.2023 19:49:58</p>
	 <p>Date: 24.MAY.2023 19:50:15</p>

802.11g-Middle

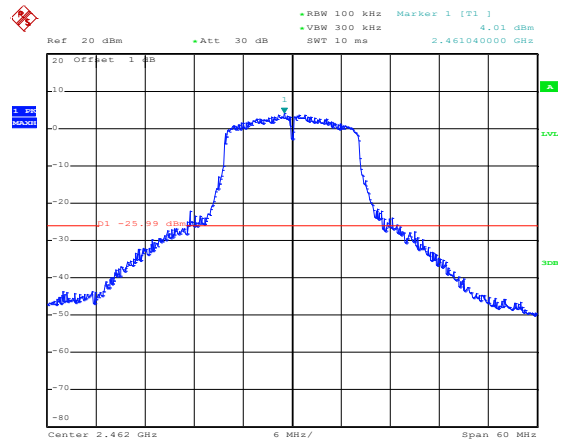


Date: 24.MAY.2023 19:51:00

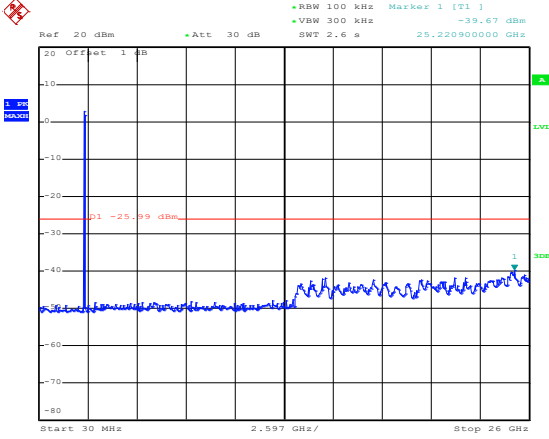
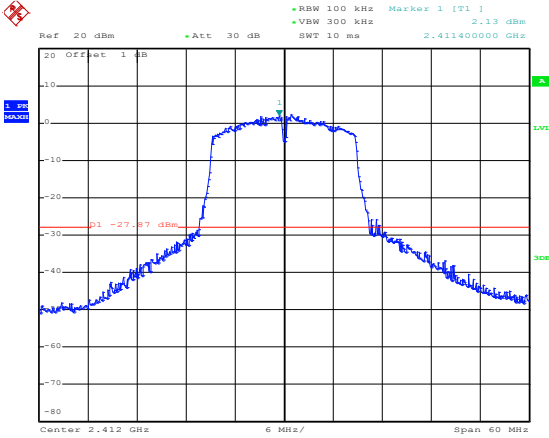
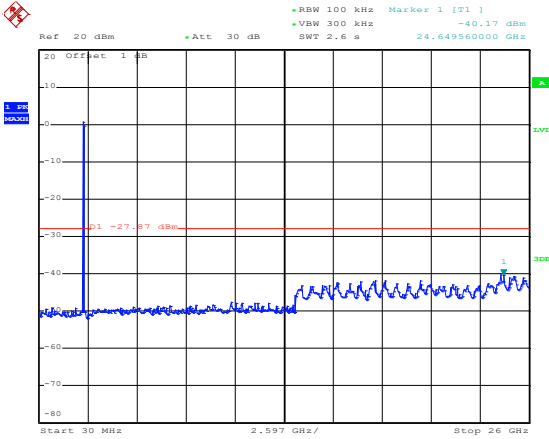


Date: 24.MAY.2023 19:51:14

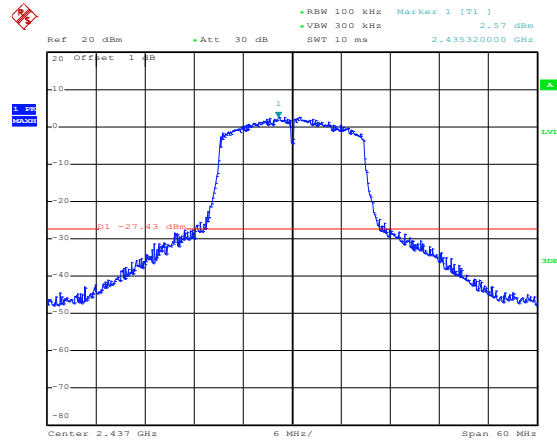
802.11g-High



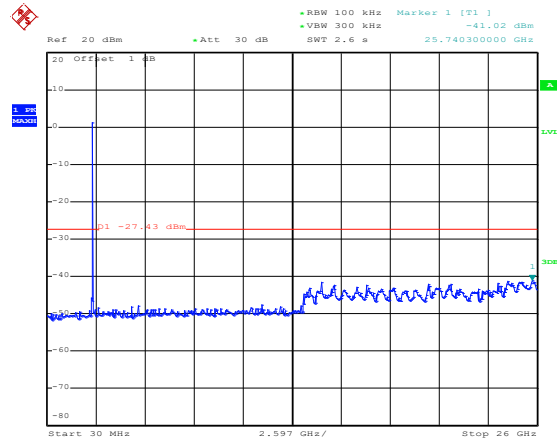
Date: 24.MAY.2023 19:51:42

	 <p>Date: 24.MAY.2023 19:51:57</p>
<p>802.11n-HT20-Low</p>	 <p>Date: 24.MAY.2023 19:52:41</p>
	 <p>Date: 24.MAY.2023 19:52:52</p>

802.11n-HT20-Middle

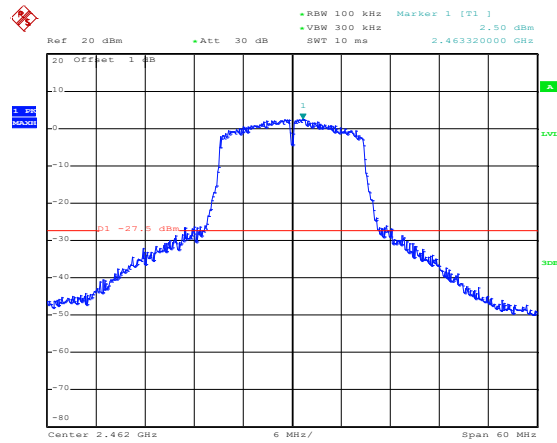


Date: 24.MAY.2023 19:53:23

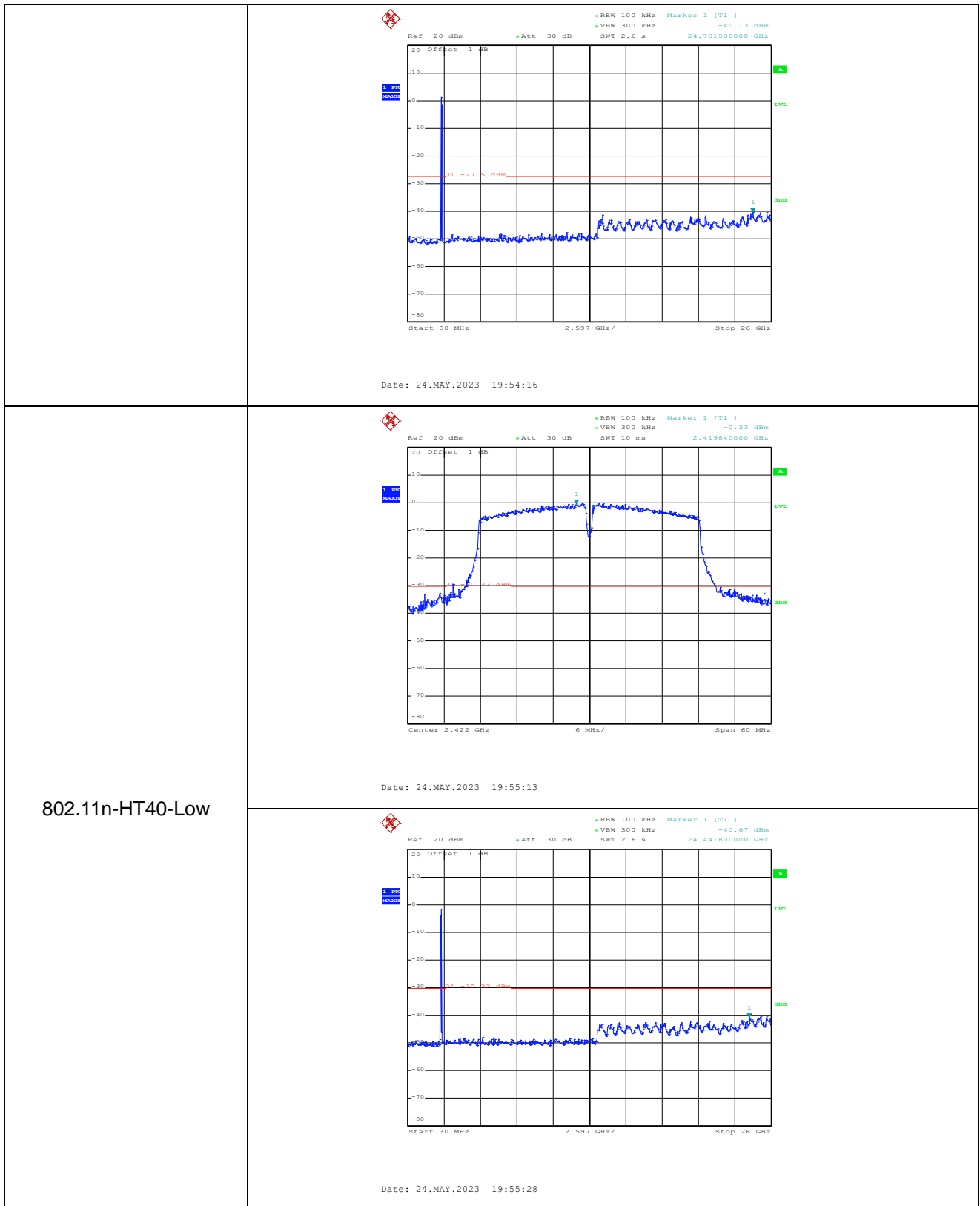


Date: 24.MAY.2023 19:53:36

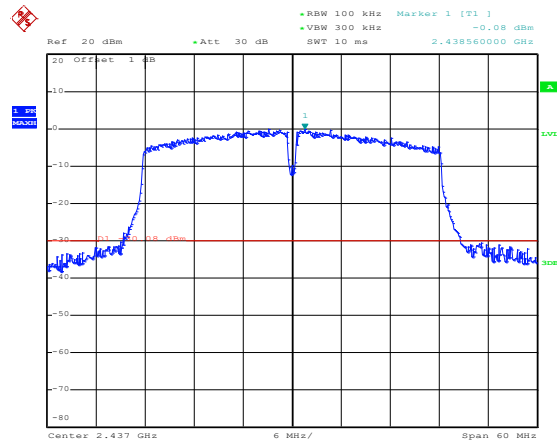
802.11n-HT20-High



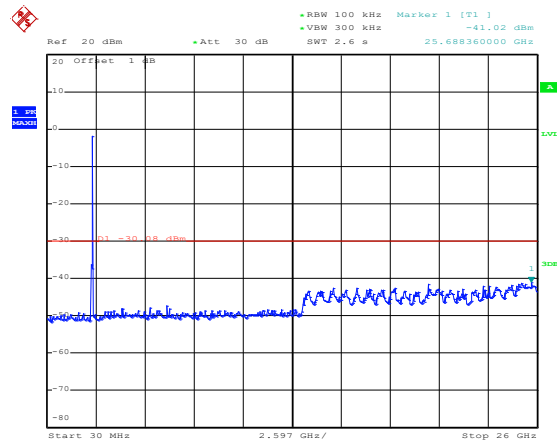
Date: 24.MAY.2023 19:54:05



802.11n-HT40-Middle

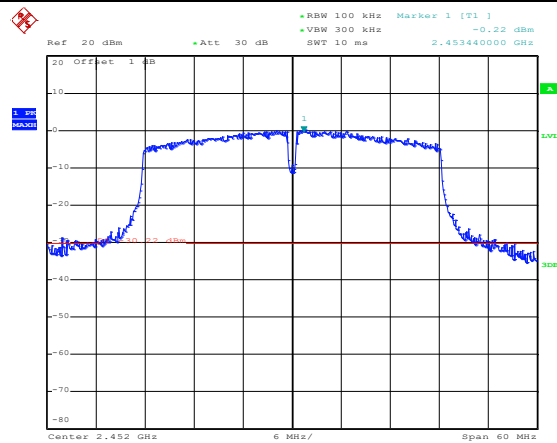


Date: 24.MAY.2023 19:56:34

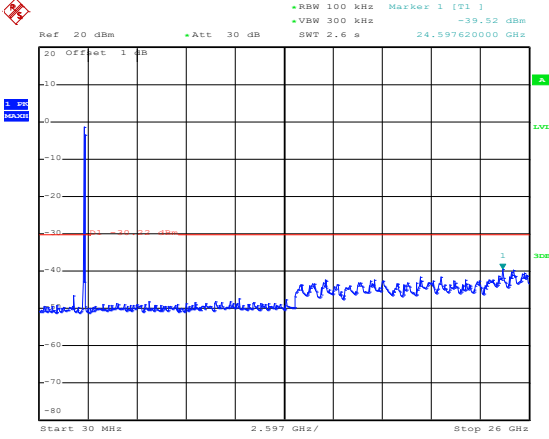
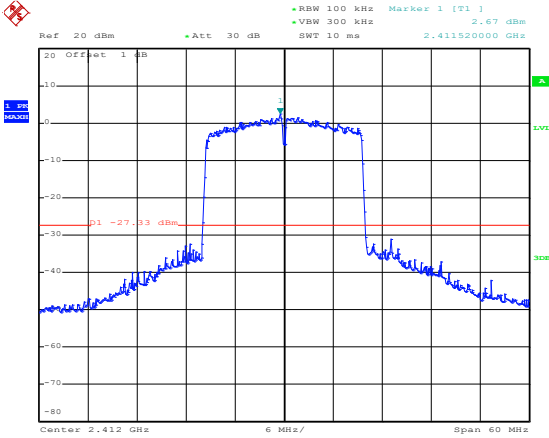
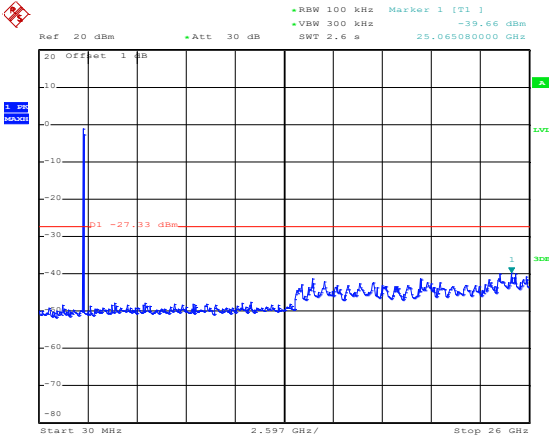


Date: 24.MAY.2023 19:56:45

802.11n-HT40-High

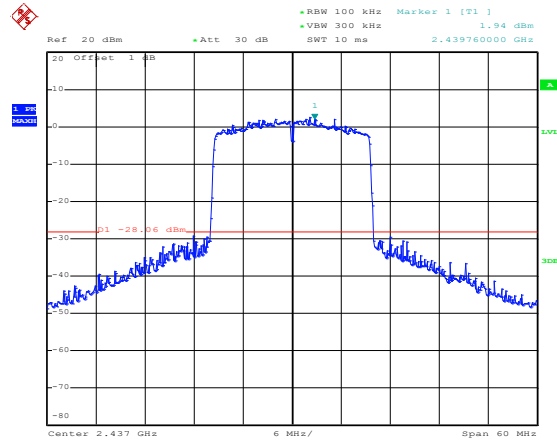


Date: 24.MAY.2023 19:57:22

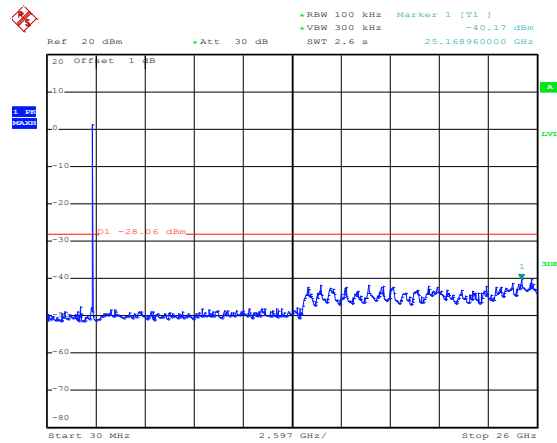
	 <p>Date: 24.MAY.2023 19:57:34</p>
<p>802.11ax-HE20-Low</p>	 <p>Date: 24.MAY.2023 19:58:26</p>
	 <p>Date: 24.MAY.2023 19:58:39</p>



802.11ax-HE20-Middle

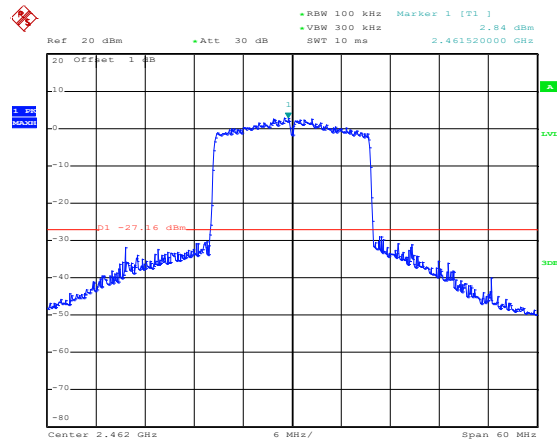


Date: 24.MAY.2023 19:59:10



Date: 24.MAY.2023 19:59:26

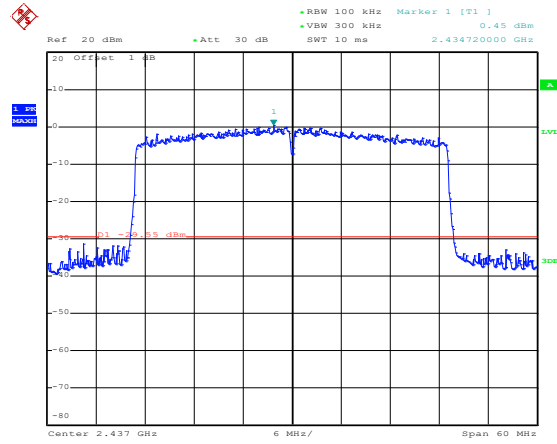
802.11ax-HE20-High



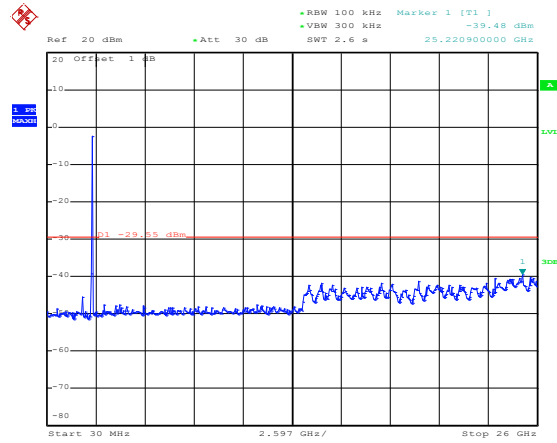
Date: 24.MAY.2023 20:00:04

	<p>Ref 20 dBm    +Att 30 dB    +RBW 100 kHz    Marker 1 [T1]    -40.26 dBm      +VBW 300 kHz    -0.77 dBm      SWT 2.6 s    25.272840000 GHz</p> <p>20 Offset 1 dB</p> <p>Start 30 MHz    2.597 GHz/    Stop 26 GHz</p> <p>Date: 24.MAY.2023 20:00:14</p>
<p>802.11ax-HE40-Low</p>	<p>Ref 20 dBm    +Att 30 dB    +RBW 100 kHz    Marker 1 [T1]    -0.77 dBm      +VBW 300 kHz    -0.77 dBm      SWT 10 ms    2.429200000 GHz</p> <p>20 Offset 1 dB</p> <p>Center 2.422 GHz    6 MHz/    Span 60 MHz</p> <p>Date: 24.MAY.2023 20:05:17</p>
	<p>Ref 20 dBm    +Att 30 dB    +RBW 100 kHz    Marker 1 [T1]    -40.15 dBm      +VBW 300 kHz    -40.15 dBm      SWT 2.6 s    25.168960000 GHz</p> <p>20 Offset 1 dB</p> <p>Start 30 MHz    2.597 GHz/    Stop 26 GHz</p> <p>Date: 24.MAY.2023 20:05:32</p>

802.11ax-HE40-Middle

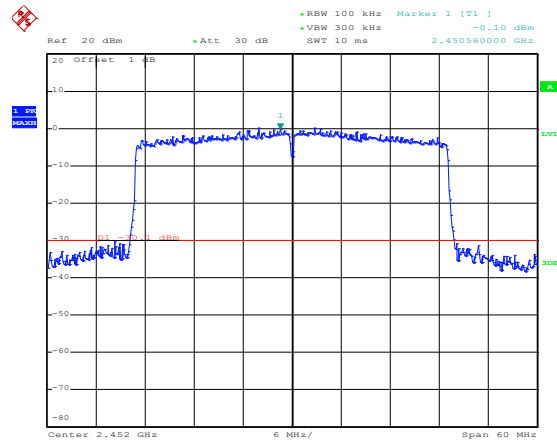


Date: 24.MAY.2023 20:06:11



Date: 24.MAY.2023 20:06:33

802.11ax-HE40-High

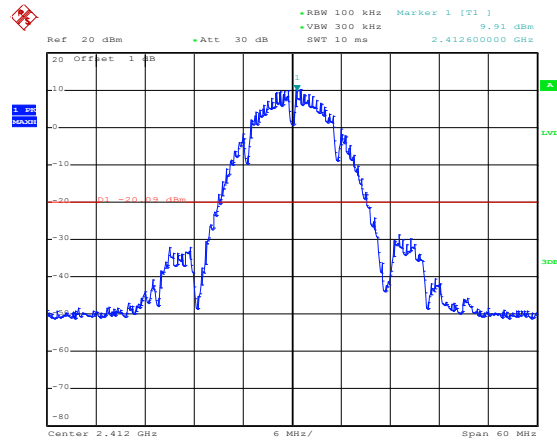


Date: 24.MAY.2023 20:07:09

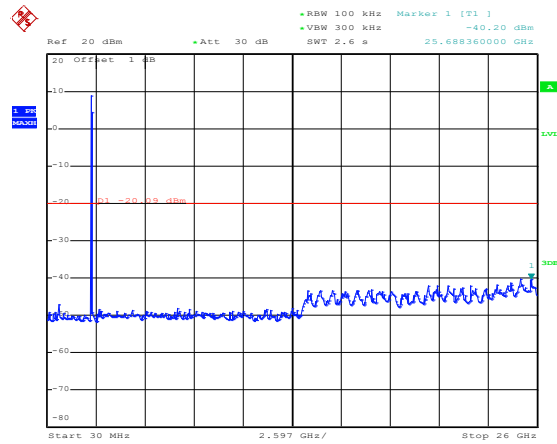


### Antenna 1

802.11b-Low

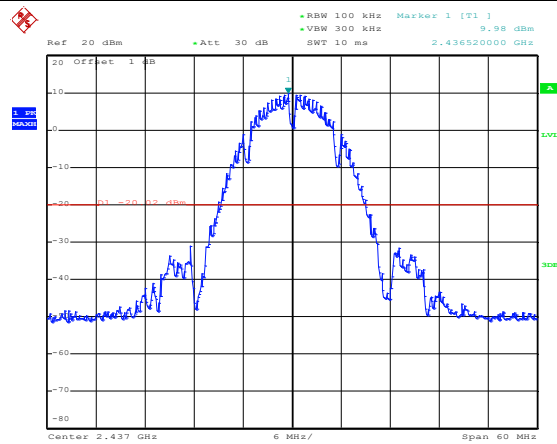


Date: 24.MAY.2023 20:13:11

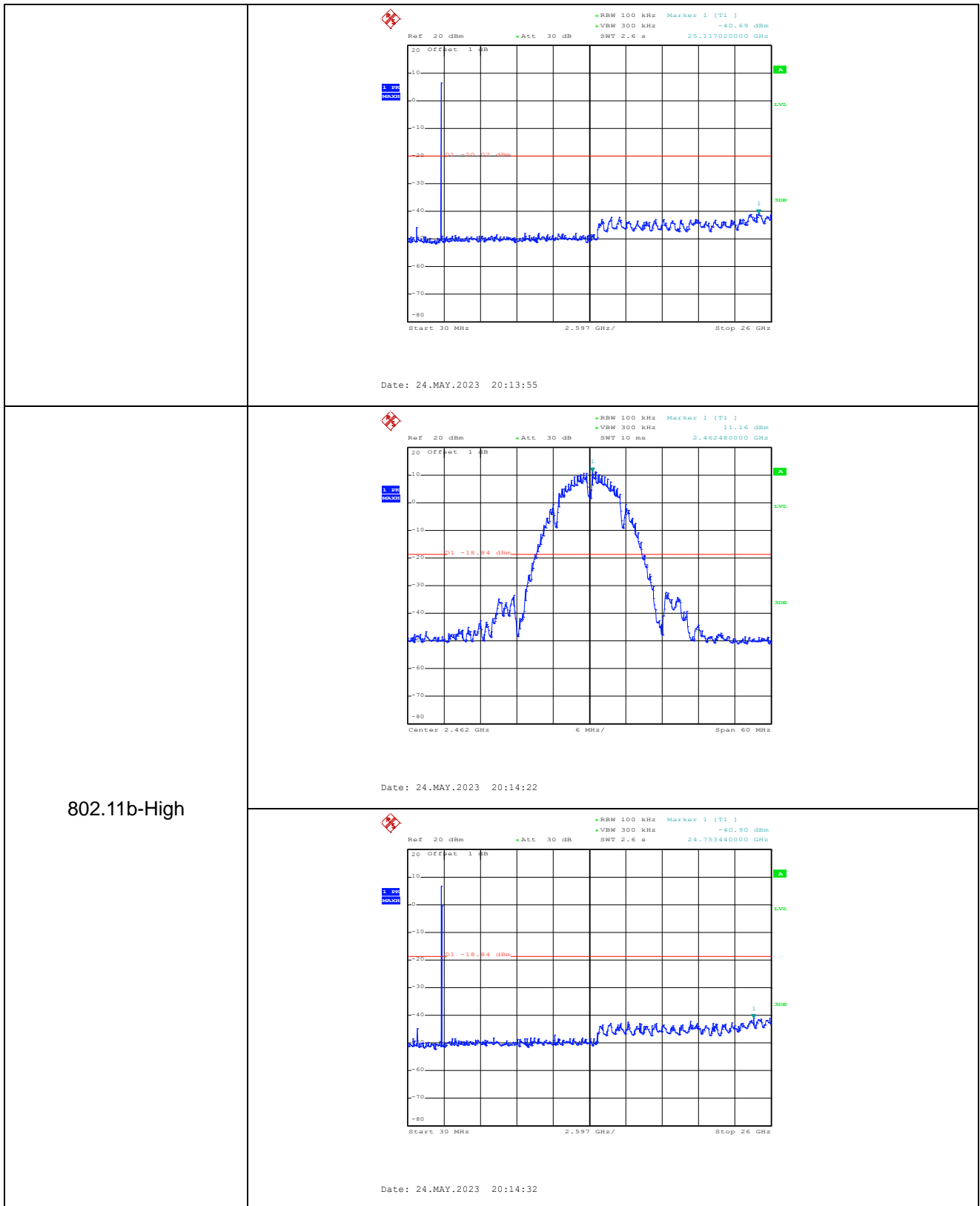


Date: 24.MAY.2023 20:13:20

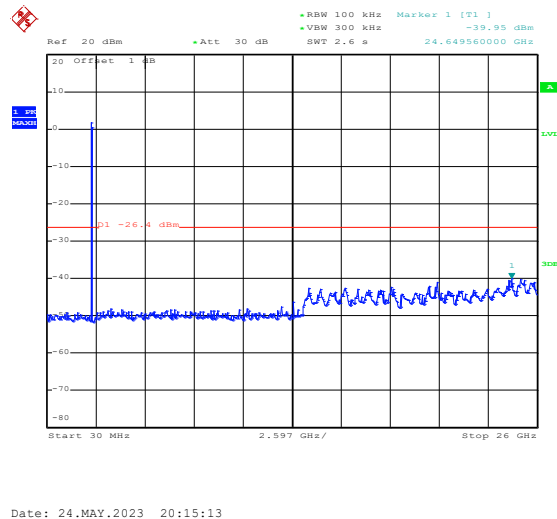
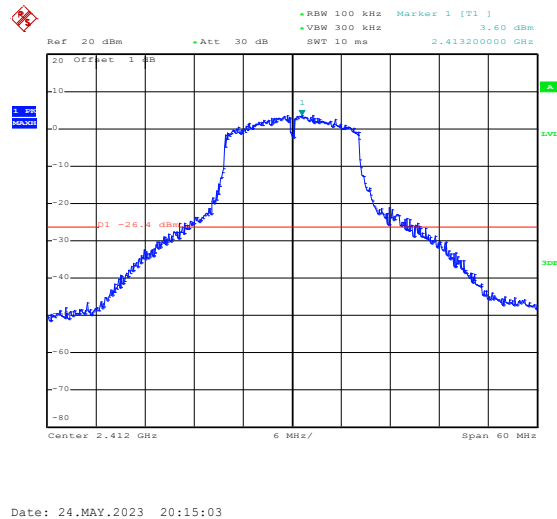
802.11b-Middle



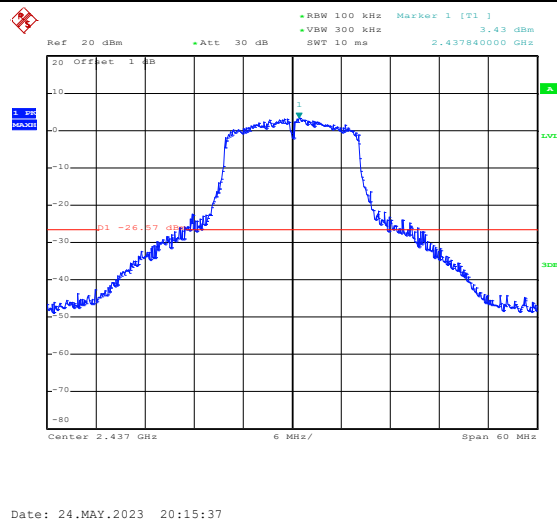
Date: 24.MAY.2023 20:13:45

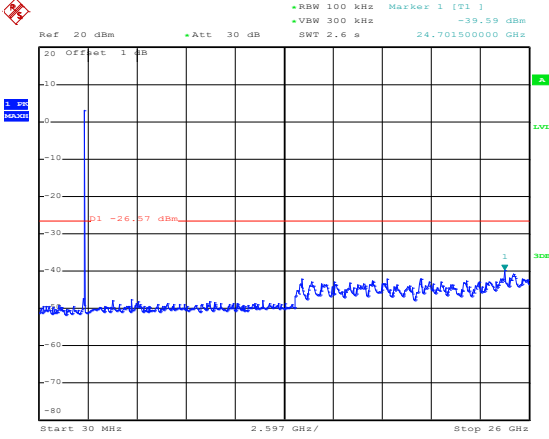
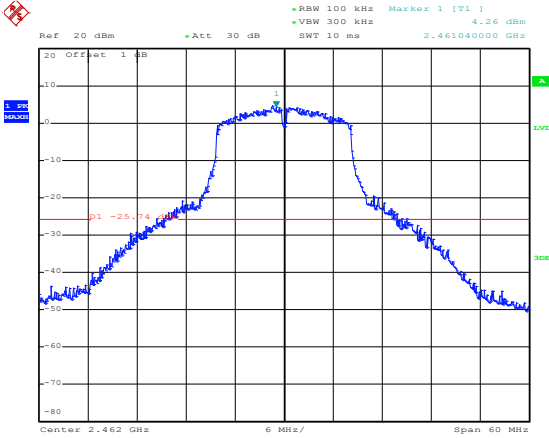
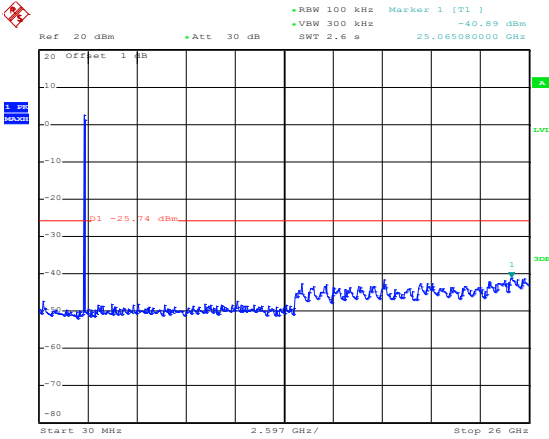


802.11g-Low



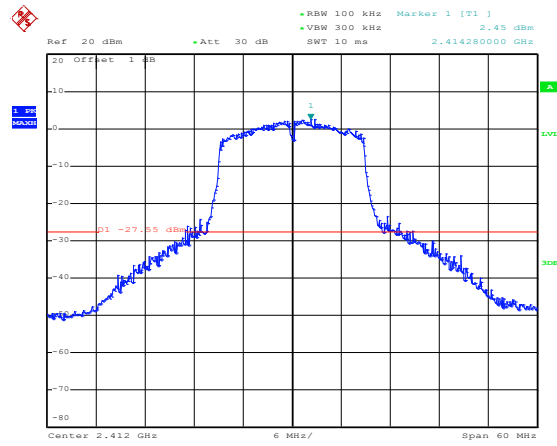
802.11g-Middle



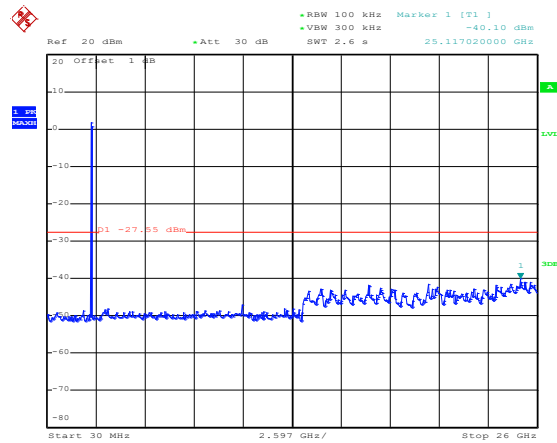
	 <p>Date: 24.MAY.2023 20:15:49</p>
<p>802.11g-High</p>	 <p>Date: 24.MAY.2023 20:16:13</p>
	 <p>Date: 24.MAY.2023 20:16:23</p>



802.11n-HT20-Low

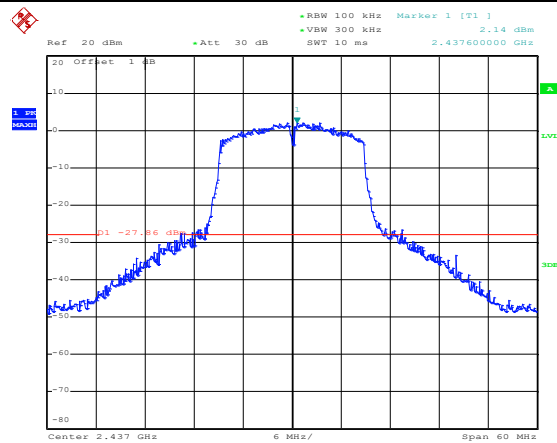


Date: 24.MAY.2023 20:16:54

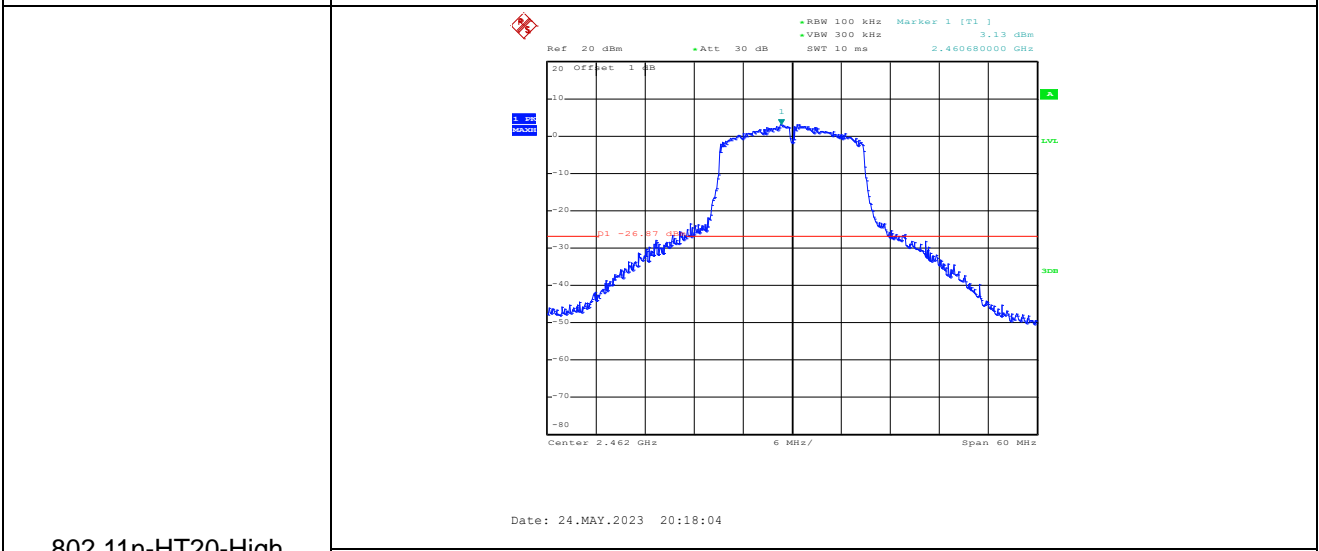
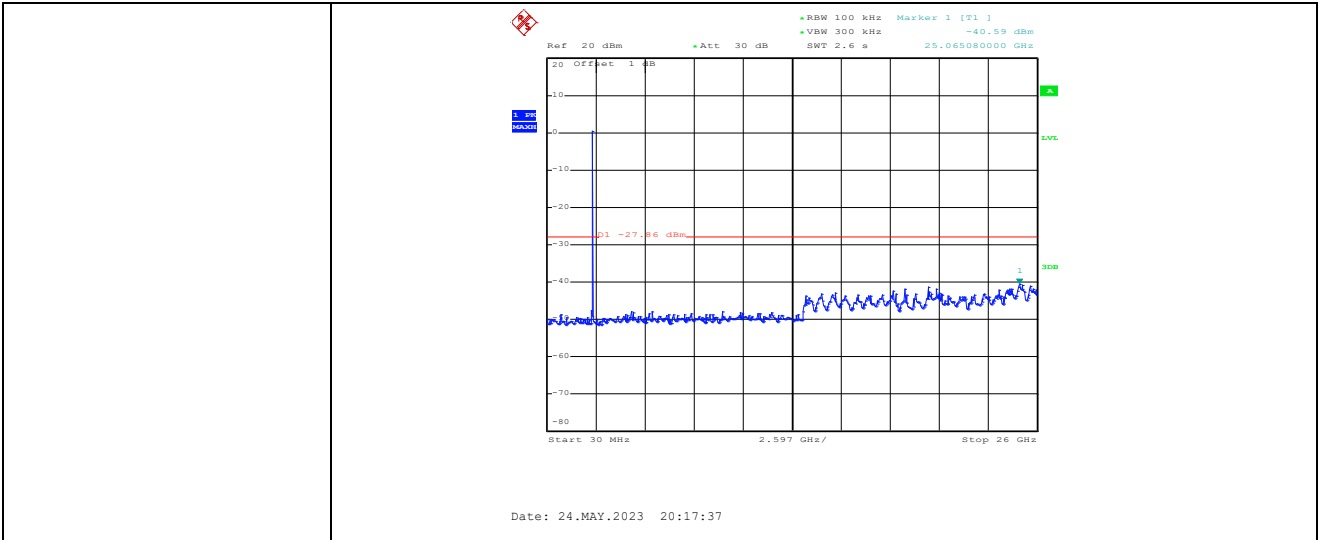


Date: 24.MAY.2023 20:17:03

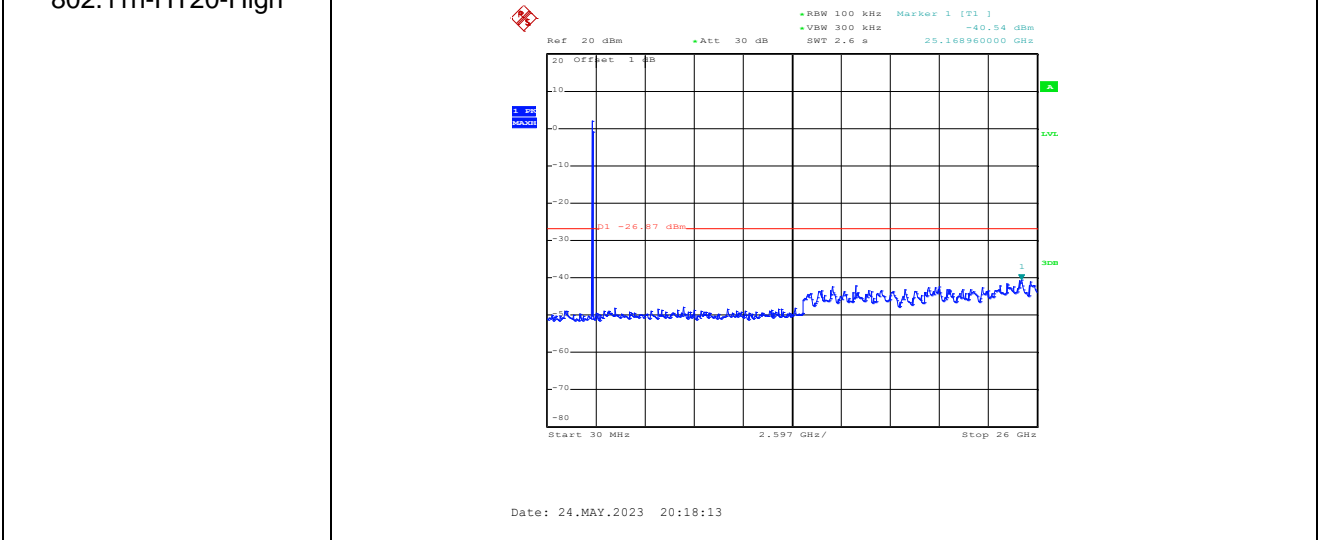
802.11n-HT20-Middle



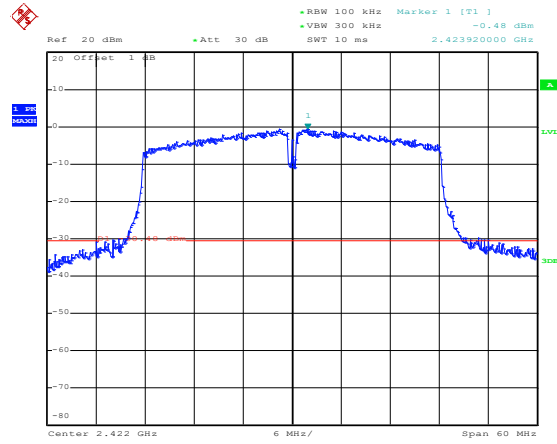
Date: 24.MAY.2023 20:17:27



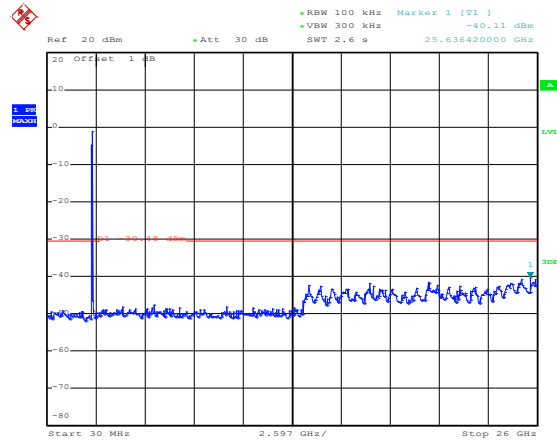
802.11n-HT20-High



802.11n-HT40-Low

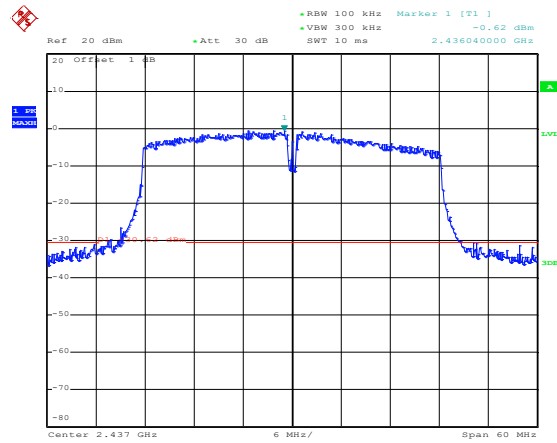


Date: 24.MAY.2023 20:18:36

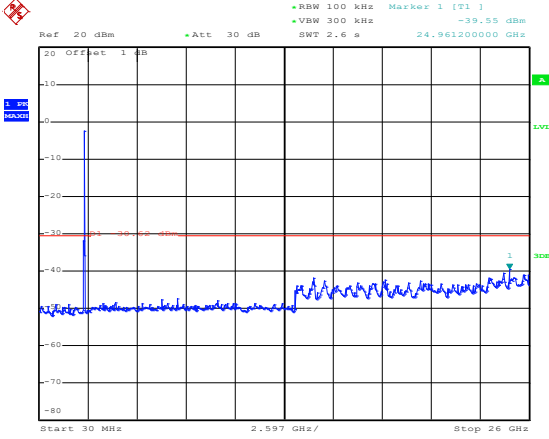
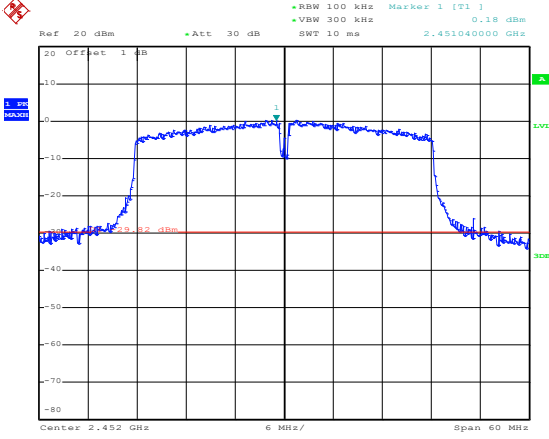
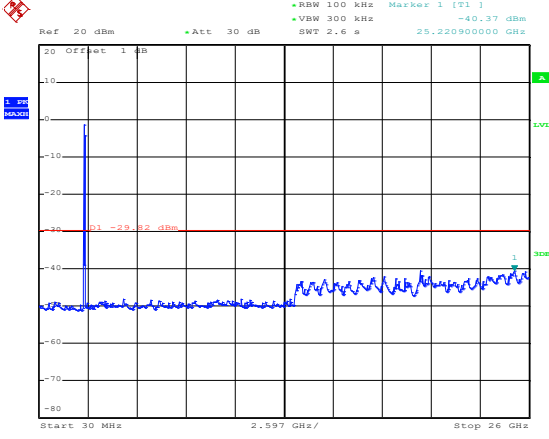


Date: 24.MAY.2023 20:18:45

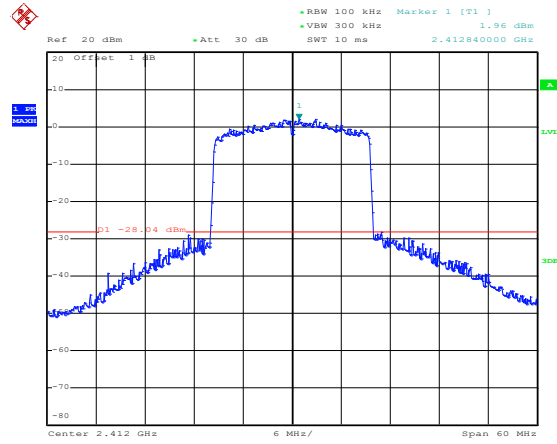
802.11n-HT40-Middle



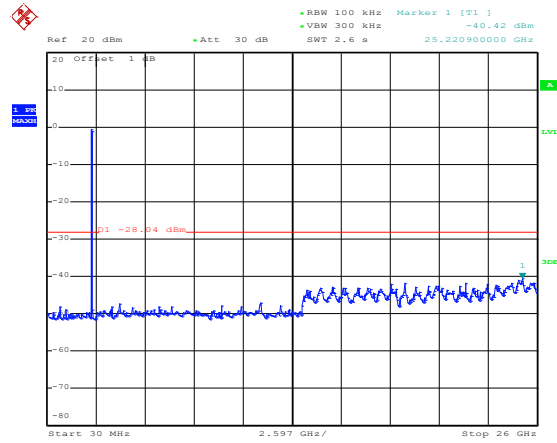
Date: 24.MAY.2023 20:19:10

	 <p>Date: 24.MAY.2023 20:19:20</p>
<p>802.11n-HT40-High</p>	 <p>Date: 24.MAY.2023 20:19:49</p>
	 <p>Date: 24.MAY.2023 20:20:03</p>

802.11ax-HE20-Low

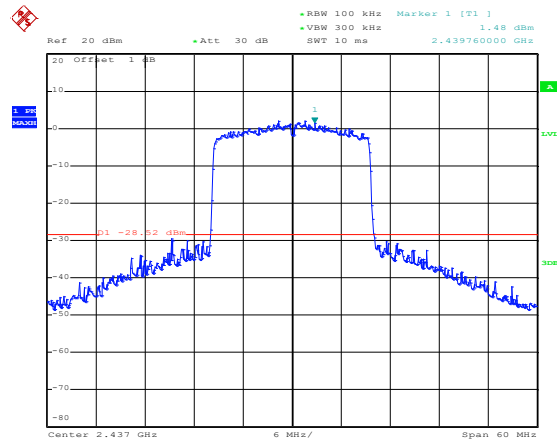


Date: 24.MAY.2023 20:20:38

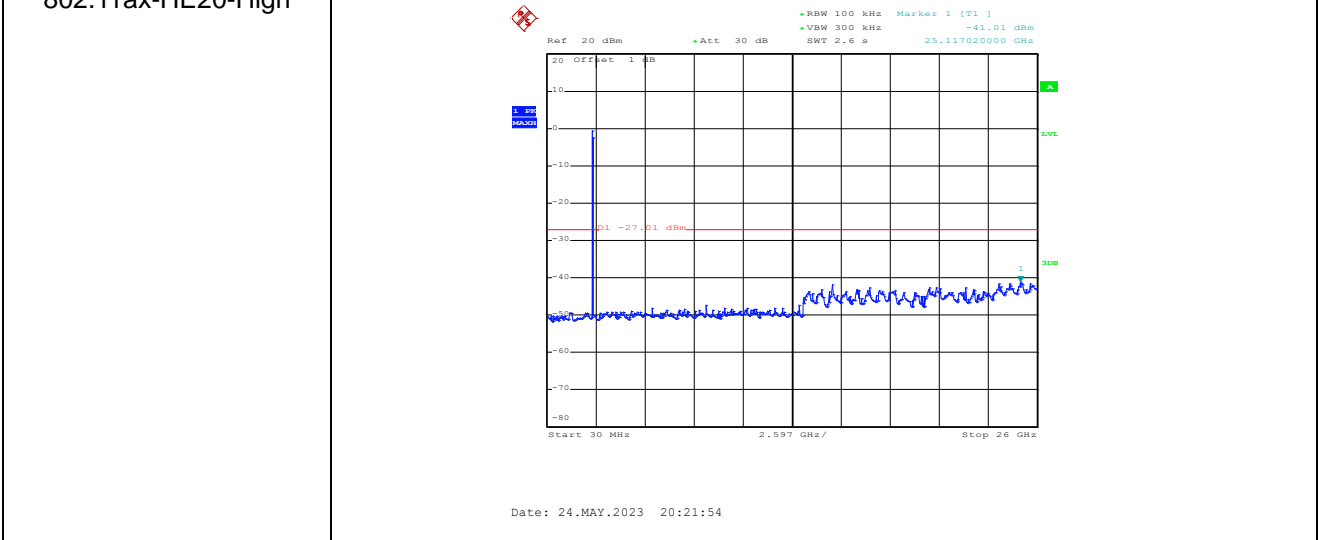
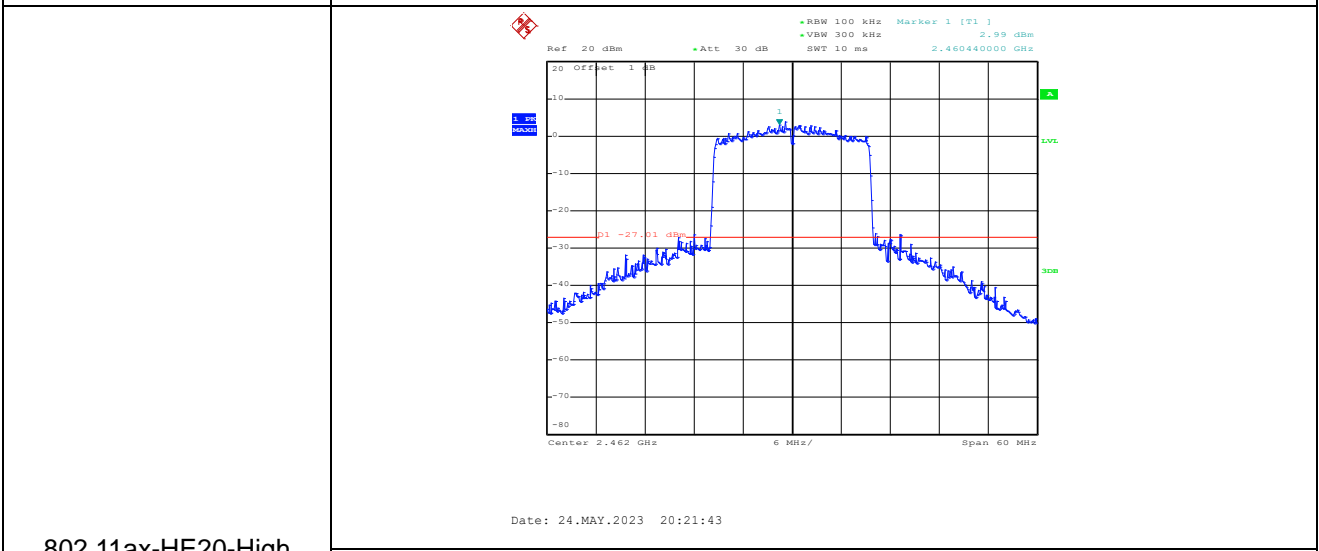
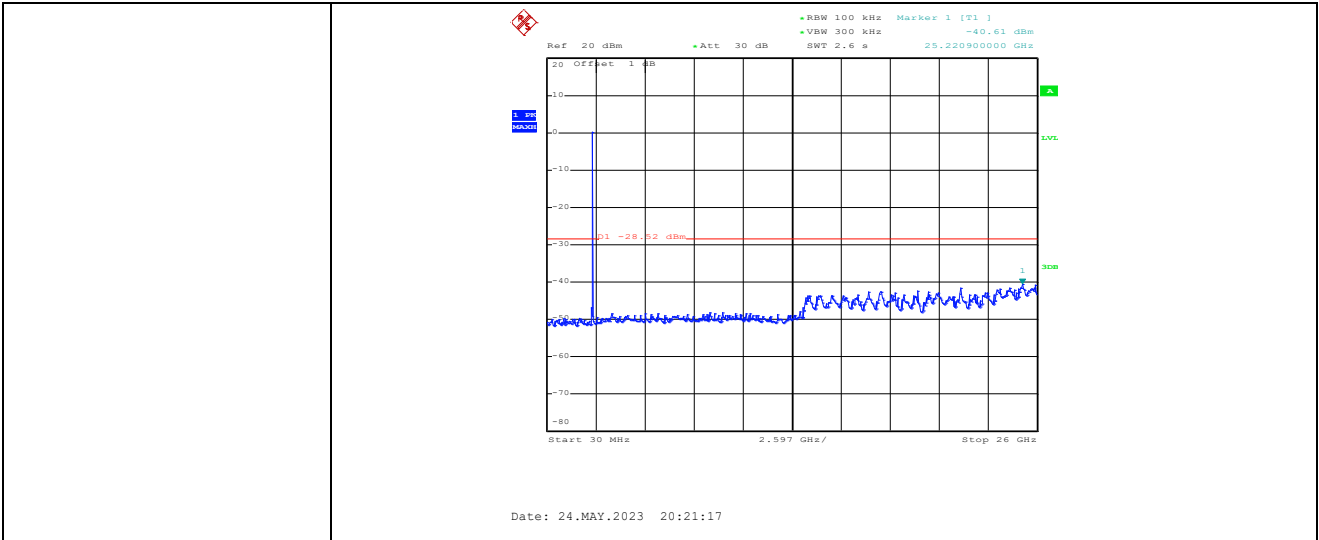


Date: 24.MAY.2023 20:20:48

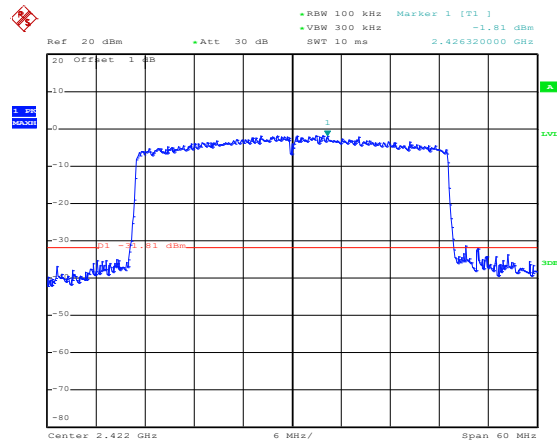
802.11ax-HE20-Middle



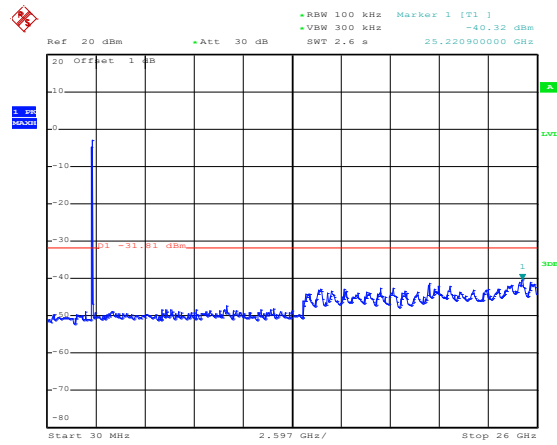
Date: 24.MAY.2023 20:21:08



802.11ax-HE40-Low

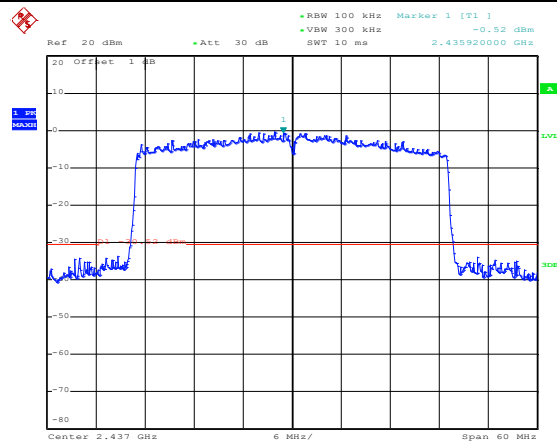


Date: 24.MAY.2023 20:23:15

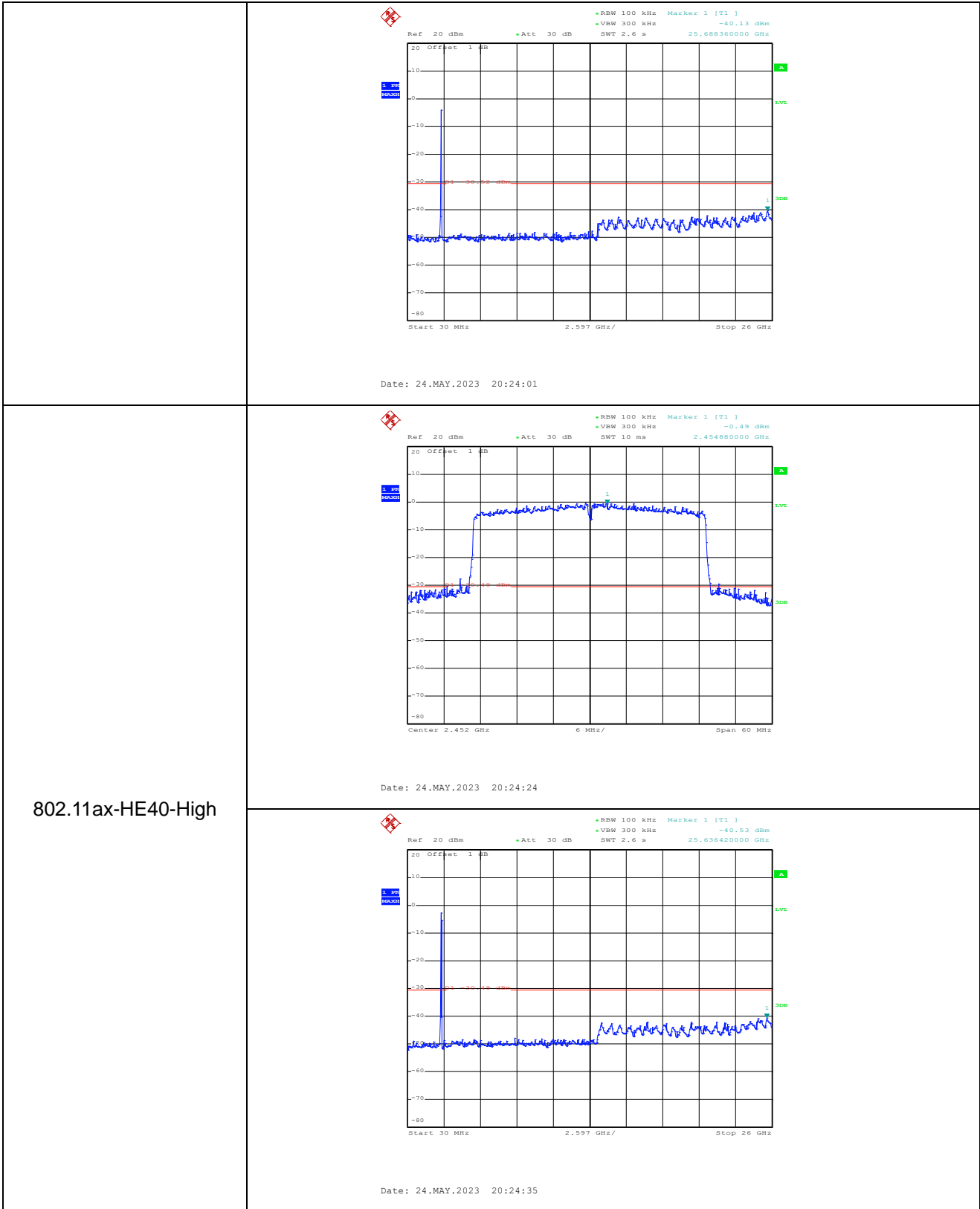


Date: 24.MAY.2023 20:23:24

802.11ax-HE40-Middle



Date: 24.MAY.2023 20:23:52





## APPENDIX PHOTOGRAPHS

---

Please refer to "ANNEX"

\*\*\*\* END OF REPORT \*\*\*\*