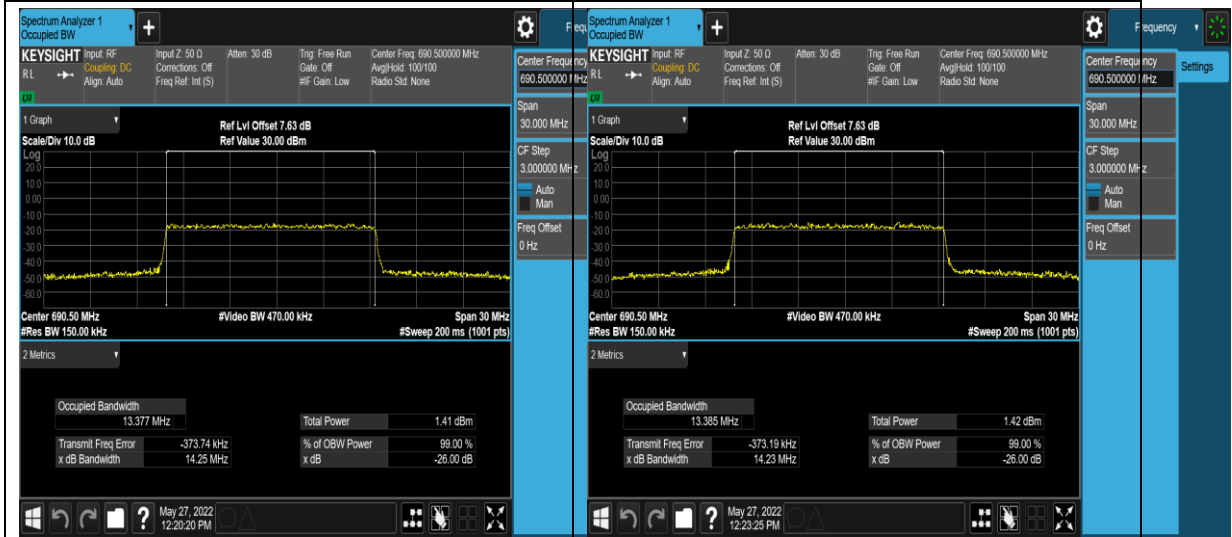


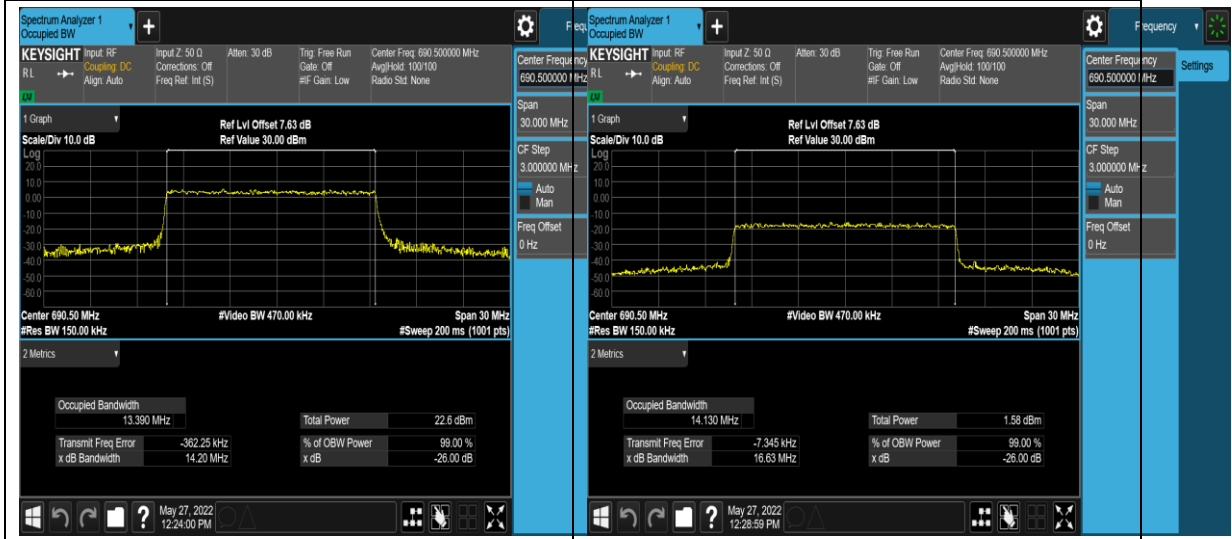
1-N71-PC3-15-15-H-1-DFT-QPSK-Outer_Full
-75@0-Ant1-13.421-14.21≤15-PASS

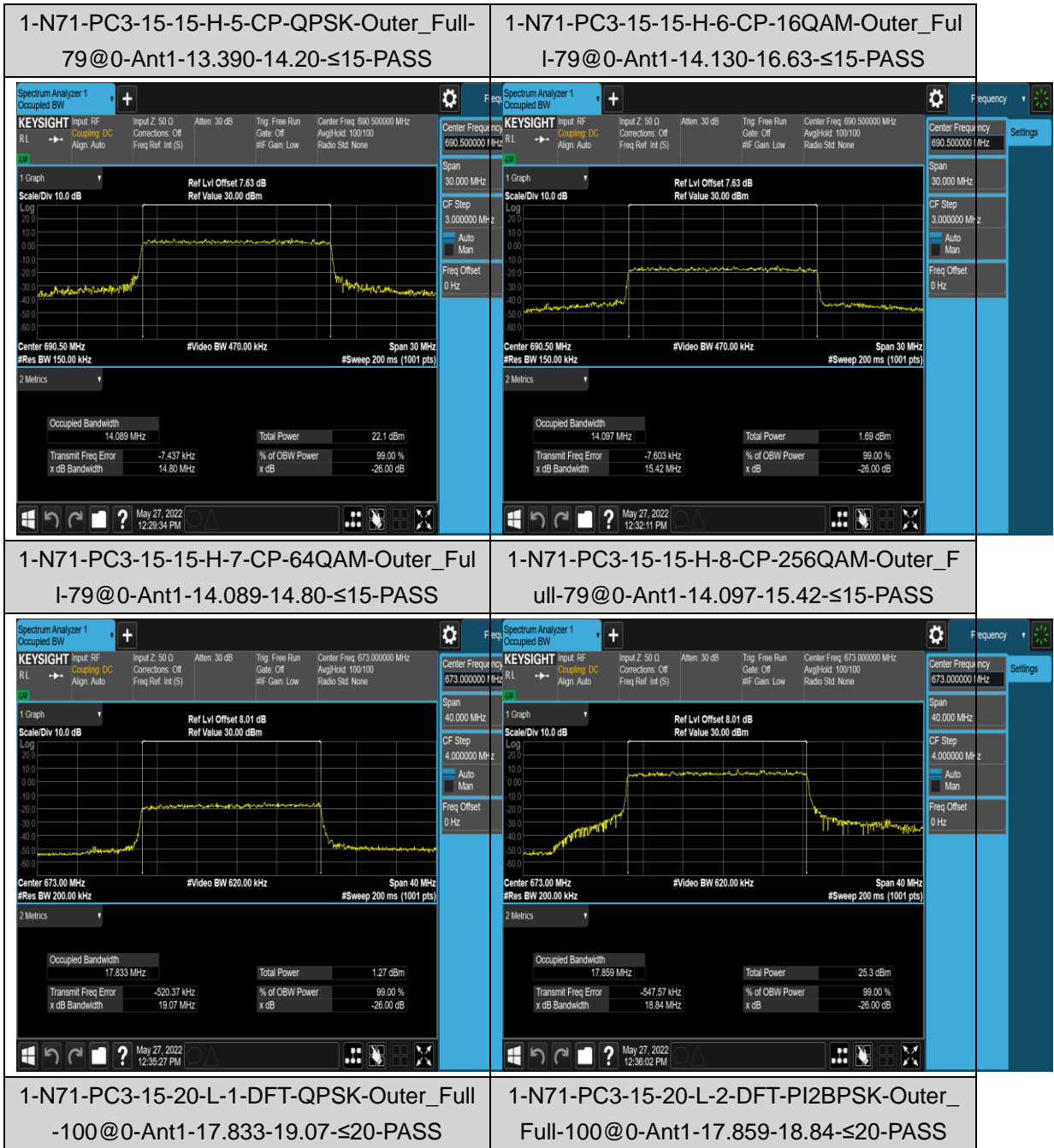
1-N71-PC3-15-15-H-2-DFT-PI2BPSK-Outer_
Full-75@0-Ant1-13.384-14.22≤15-PASS



1-N71-PC3-15-15-H-3-DFT-16QAM-Outer_F
ull-75@0-Ant1-13.377-14.25≤15-PASS

1-N71-PC3-15-15-H-4-DFT-64QAM-Outer_F
ull-75@0-Ant1-13.385-14.23≤15-PASS







1-N71-PC3-15-20-L-3-DFT-16QAM-Outer_Fu
 Il-100@0-Ant1-17.922-19.21-≤20-PASS

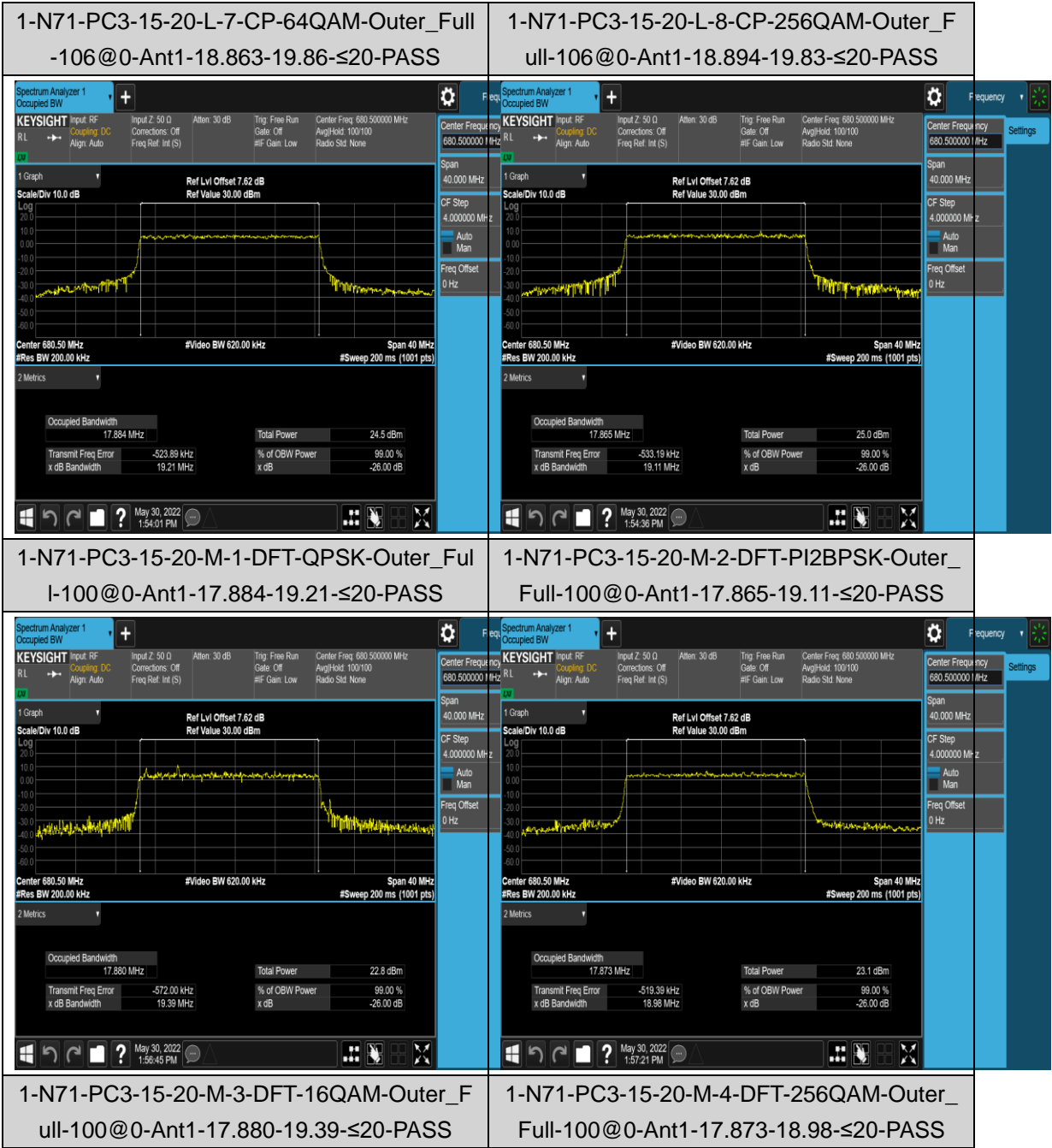
1-N71-PC3-15-20-L-4-DFT-64QAM-Outer_Fu
 Il-100@0-Ant1-17.861-18.90-≤20-PASS

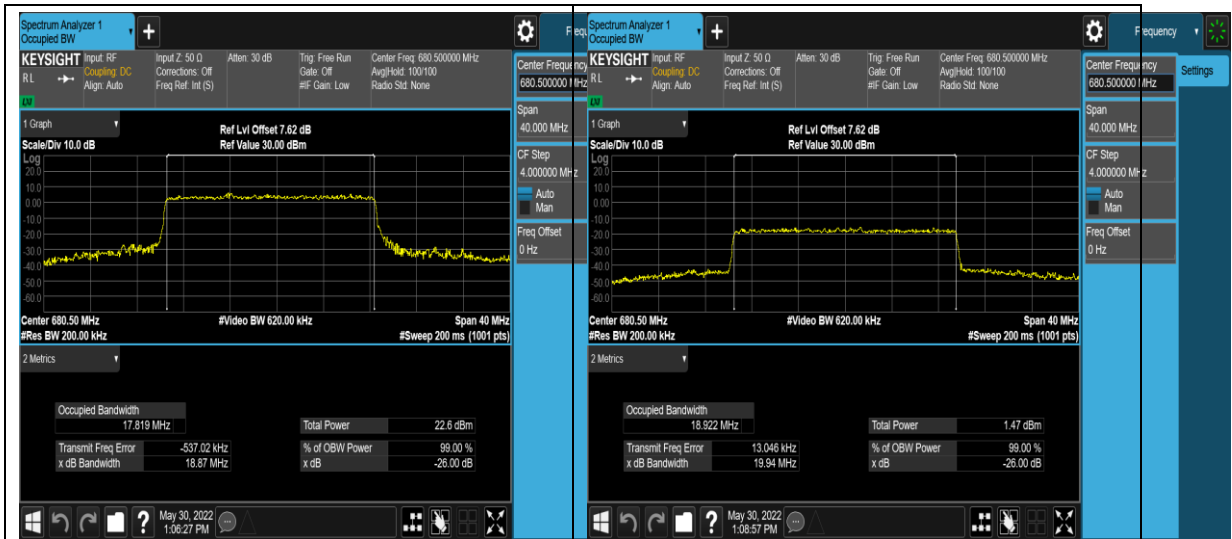


1-N71-PC3-15-20-L-5-CP-QPSK-Outer_Full
 106@0-Ant1-17.804-19.00-≤20-PASS

1-N71-PC3-15-20-L-6-CP-16QAM-Outer_Full
 -106@0-Ant1-18.925-20.74-≤20-PASS







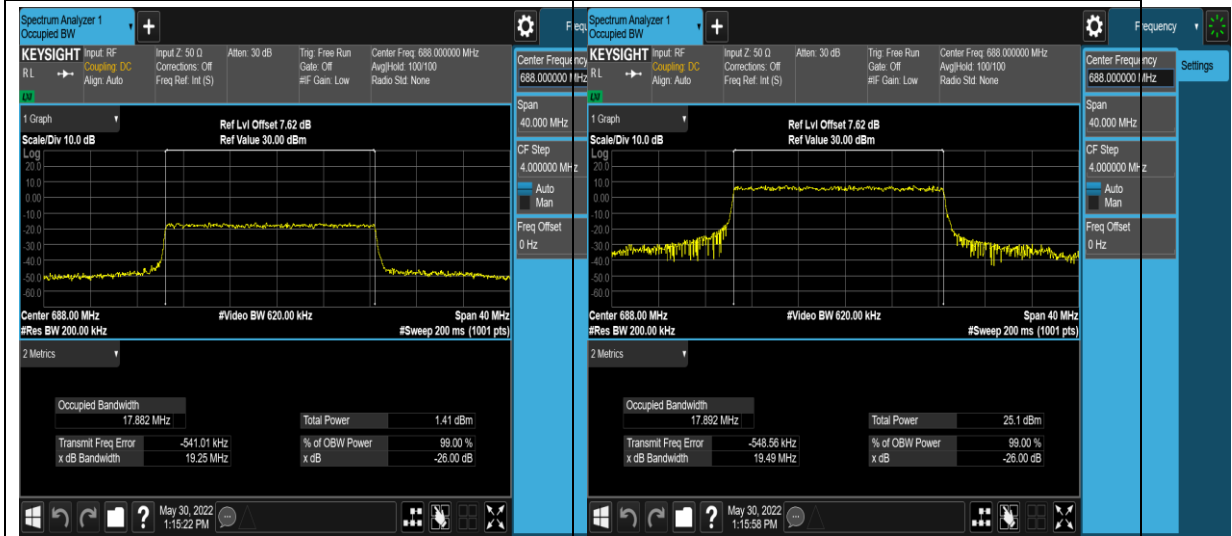
1-N71-PC3-15-20-M-5-CP-QPSK-Outer_Full-106@0-Ant1-17.819-18.87-≤20-PASS

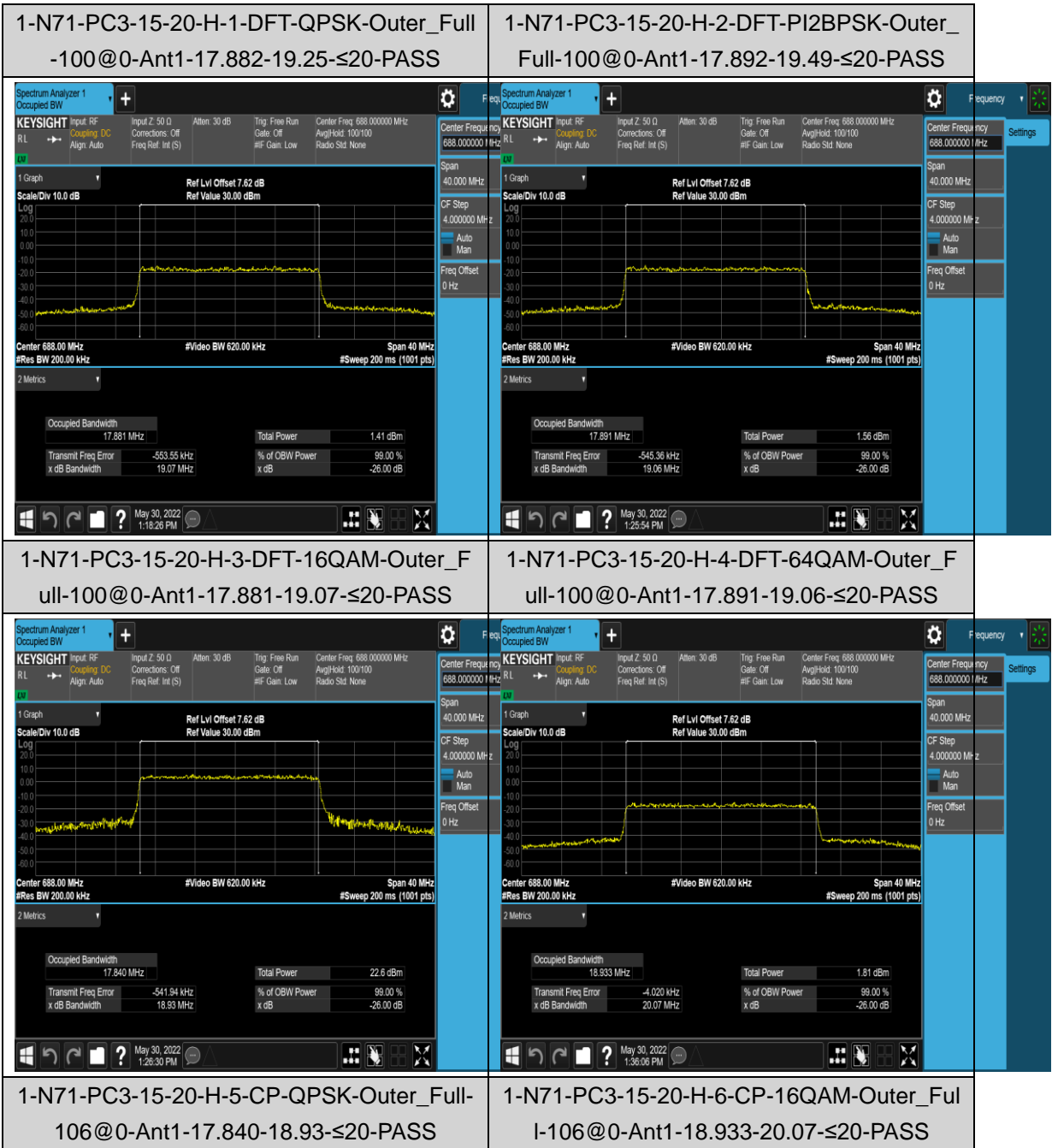
1-N71-PC3-15-20-M-6-CP-16QAM-Outer_Full-106@0-Ant1-18.922-19.94-≤20-PASS

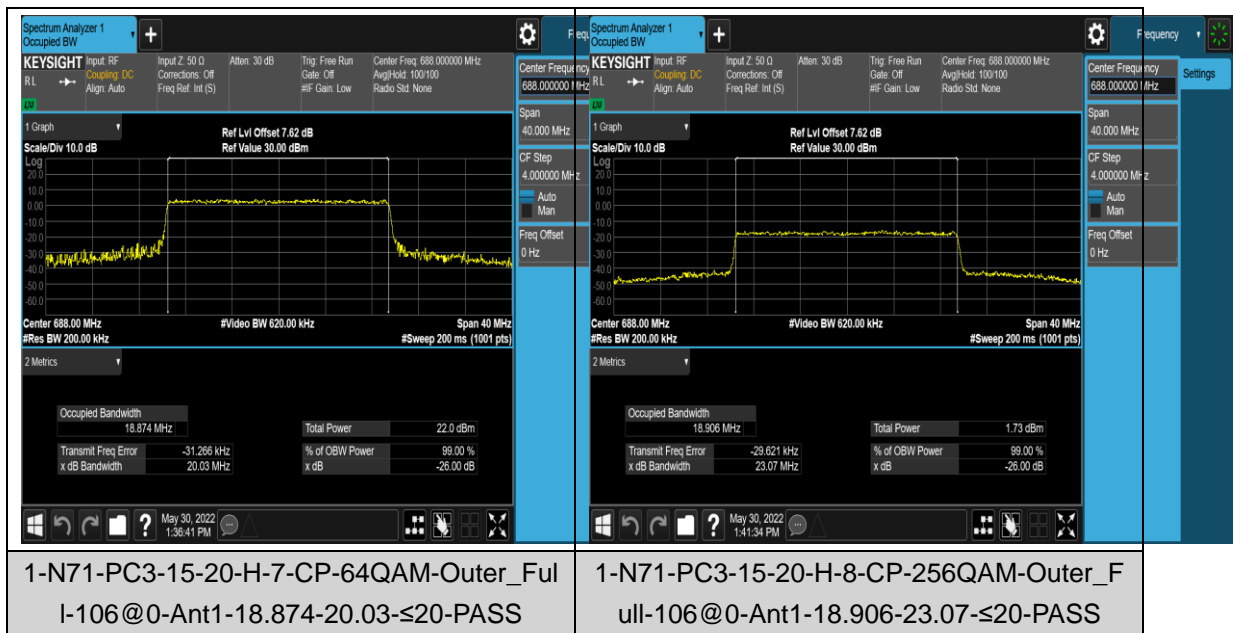


1-N71-PC3-15-20-M-7-CP-64QAM-Outer_Full-106@0-Ant1-18.878-20.00-≤20-PASS

1-N71-PC3-15-20-M-8-CP-256QAM-Outer_Full-106@0-Ant1-18.913-22.73-≤20-PASS







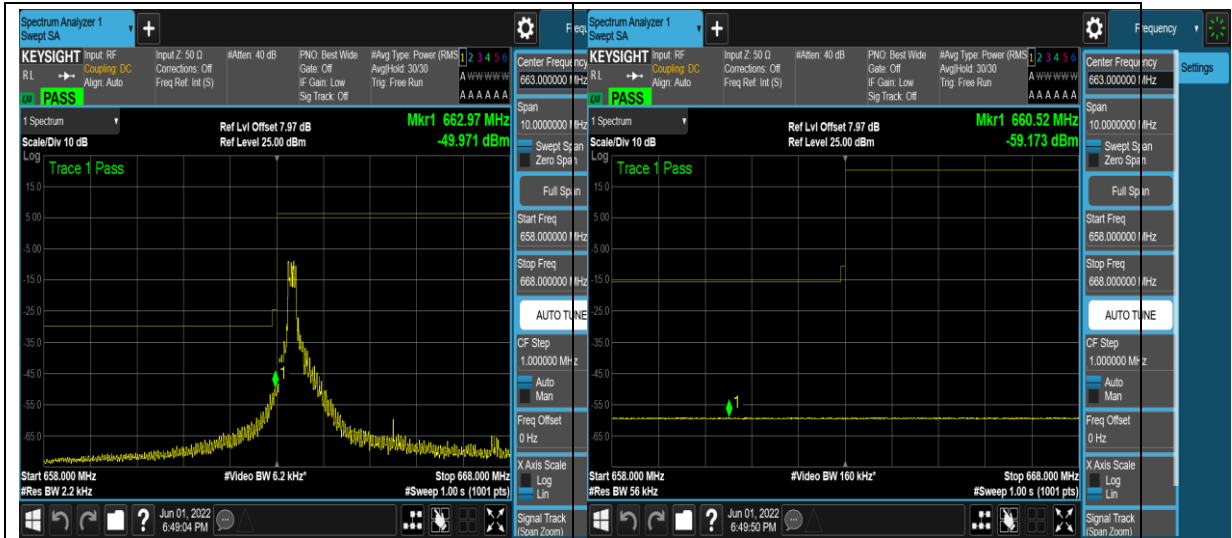
Appendix D: Band Edge for SA

Test Result

Band	SCS	Bandwidth	Modulation	Channel	RB Config	Result	Verdict
N71	15	5	DFT-PI2BPSK	L	Edge_1RB_Left	see graph	PASS
N71	15	5	DFT-PI2BPSK	L	Outer_Full	see graph	PASS
N71	15	5	CP-QPSK	L	Edge_1RB_Left	see graph	PASS
N71	15	5	CP-QPSK	L	Outer_Full	see graph	PASS
N71	15	5	DFT-PI2BPSK	H	Edge_1RB_Right	see graph	PASS
N71	15	5	DFT-PI2BPSK	H	Outer_Full	see graph	PASS
N71	15	5	CP-QPSK	H	Edge_1RB_Right	see graph	PASS
N71	15	5	CP-QPSK	H	Outer_Full	see graph	PASS
N71	15	10	DFT-PI2BPSK	L	Edge_1RB_Left	see graph	PASS
N71	15	10	DFT-PI2BPSK	L	Outer_Full	see graph	PASS
N71	15	10	CP-QPSK	L	Edge_1RB_Left	see graph	PASS
N71	15	10	CP-QPSK	L	Outer_Full	see graph	PASS
N71	15	10	DFT-PI2BPSK	H	Edge_1RB_Right	see graph	PASS
N71	15	10	DFT-PI2BPSK	H	Outer_Full	see graph	PASS
N71	15	10	CP-QPSK	H	Edge_1RB_Right	see graph	PASS
N71	15	10	CP-QPSK	H	Outer_Full	see graph	PASS
N71	15	15	DFT-PI2BPSK	L	Edge_1RB_Left	see graph	PASS
N71	15	15	DFT-PI2BPSK	L	Outer_Full	see graph	PASS
N71	15	15	CP-QPSK	L	Edge_1RB_Left	see graph	PASS
N71	15	15	CP-QPSK	L	Outer_Full	see graph	PASS
N71	15	15	DFT-PI2BPSK	H	Edge_1RB_Right	see graph	PASS
N71	15	15	DFT-PI2BPSK	H	Outer_Full	see graph	PASS
N71	15	15	CP-QPSK	H	Edge_1RB_Right	see graph	PASS
N71	15	15	CP-QPSK	H	Outer_Full	see graph	PASS
N71	15	15	DFT-16QAM	H	Edge_1RB_Right	see graph	PASS
N71	15	15	DFT-16QAM	H	Outer_Full	see graph	PASS
N71	15	15	DFT-64QAM	H	Edge_1RB_Right	see graph	PASS
N71	15	15	DFT-64QAM	H	Outer_Full	see graph	PASS
N71	15	15	DFT-256QAM	H	Edge_1RB_Right	see graph	PASS
N71	15	15	DFT-256QAM	H	Outer_Full	see graph	PASS
N71	15	20	DFT-PI2BPSK	L	Edge_1RB_Left	see graph	PASS
N71	15	20	DFT-PI2BPSK	L	Outer_Full	see graph	PASS
N71	15	20	CP-QPSK	L	Edge_1RB_Left	see graph	PASS
N71	15	20	CP-QPSK	L	Outer_Full	see graph	PASS
N71	15	20	DFT-PI2BPSK	H	Edge_1RB_Right	see graph	PASS
N71	15	20	DFT-PI2BPSK	H	Outer_Full	see graph	PASS
N71	15	20	CP-QPSK	H	Edge_1RB_Right	see graph	PASS

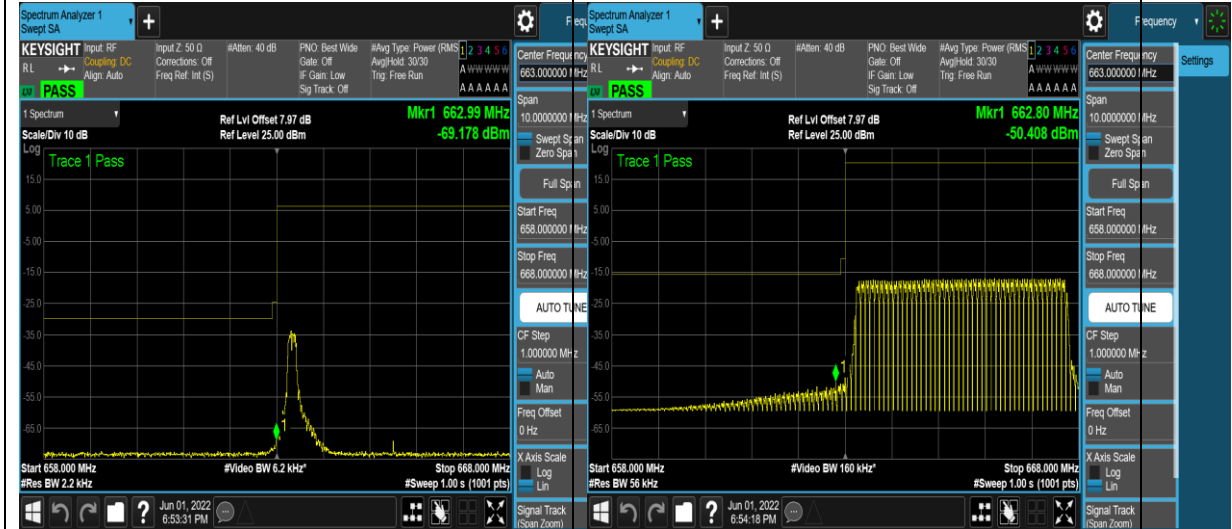
N71	15	20	CP-QPSK	H	Outer_Full	see graph	PASS
-----	----	----	---------	---	------------	-----------	------

Test Graphs



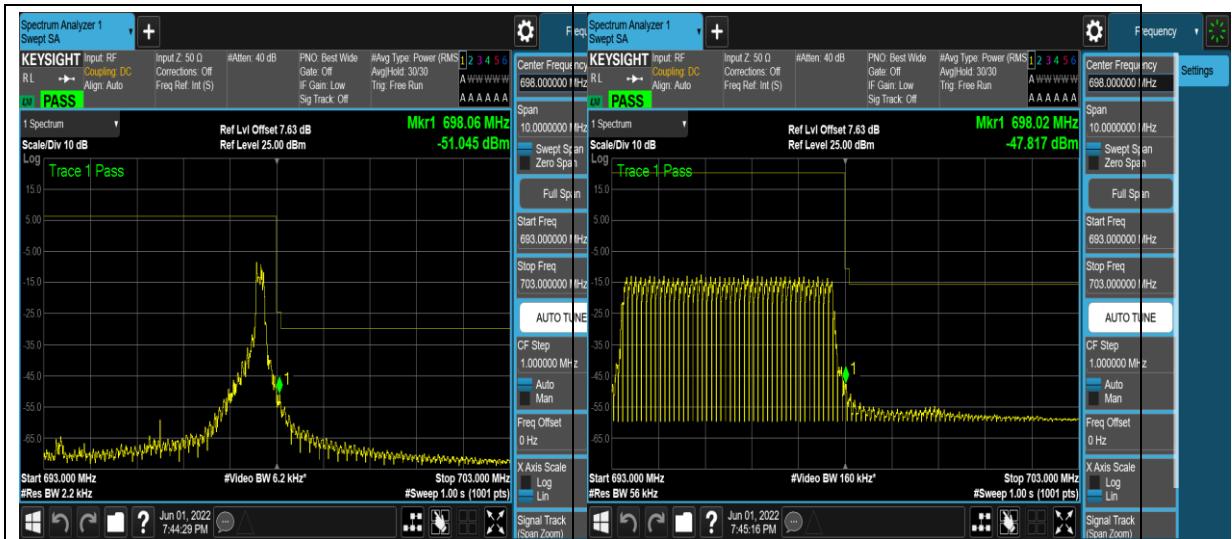
1-N71-PC3-15-5-L-1-DFT-PI2BPSK-Edge_1 RB_Left-1@0--49.97,Margin[36.97]-PASS-see graph

1-N71-PC3-15-5-L-3-DFT-PI2BPSK-Outer_Full-25@0--59.17,Margin[46.17]-PASS-see graph



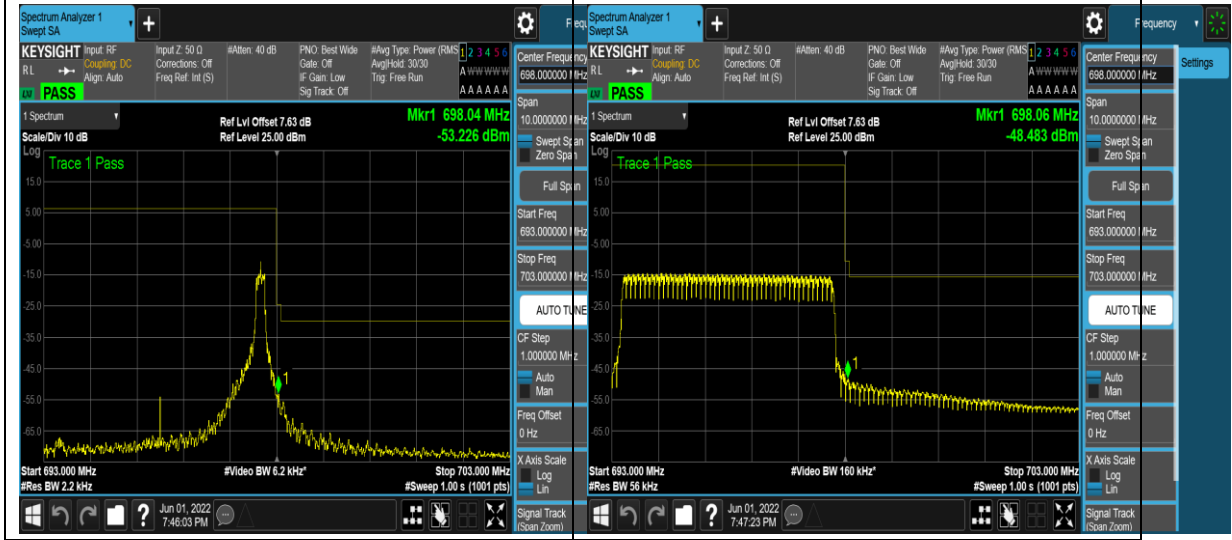
1-N71-PC3-15-5-L-4-CP-QPSK-Edge_1RB_Left-1@0--69.18,Margin[56.18]-PASS-see graph

1-N71-PC3-15-5-L-6-CP-QPSK-Outer_Full-25@0--50.41,Margin[37.41]-PASS-see graph



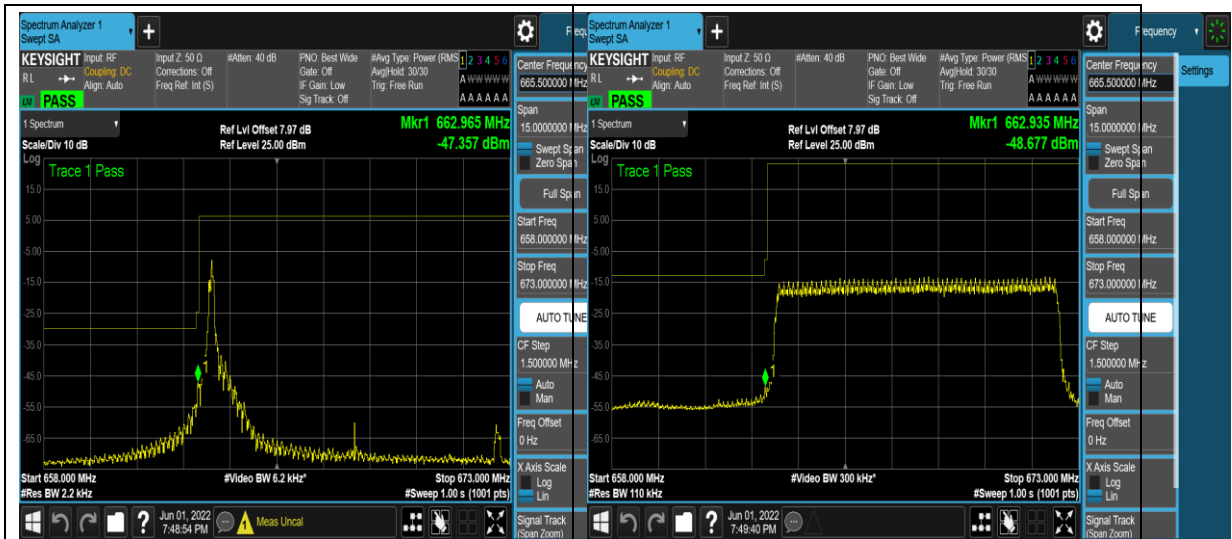
1-N71-PC3-15-5-H-2-DFT-PI2BPSK-Edge_1 RB_Right-1@24--51.05,Margin[38.05]-PASS-see graph

1-N71-PC3-15-5-H-3-DFT-PI2BPSK-Outer_Full-25@0--47.82,Margin[34.82]-PASS-see graph



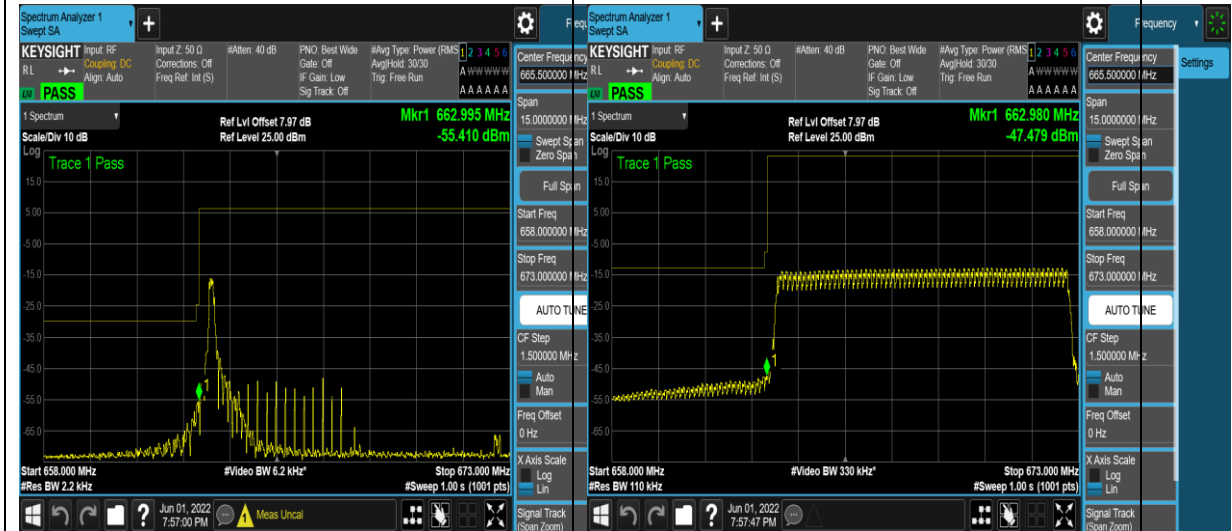
1-N71-PC3-15-5-H-5-CP-QPSK-Edge_1RB_Right-1@24--53.23,Margin[40.23]-PASS-see graph

1-N71-PC3-15-5-H-6-CP-QPSK-Outer_Full-25@0--48.48,Margin[35.48]-PASS-see graph



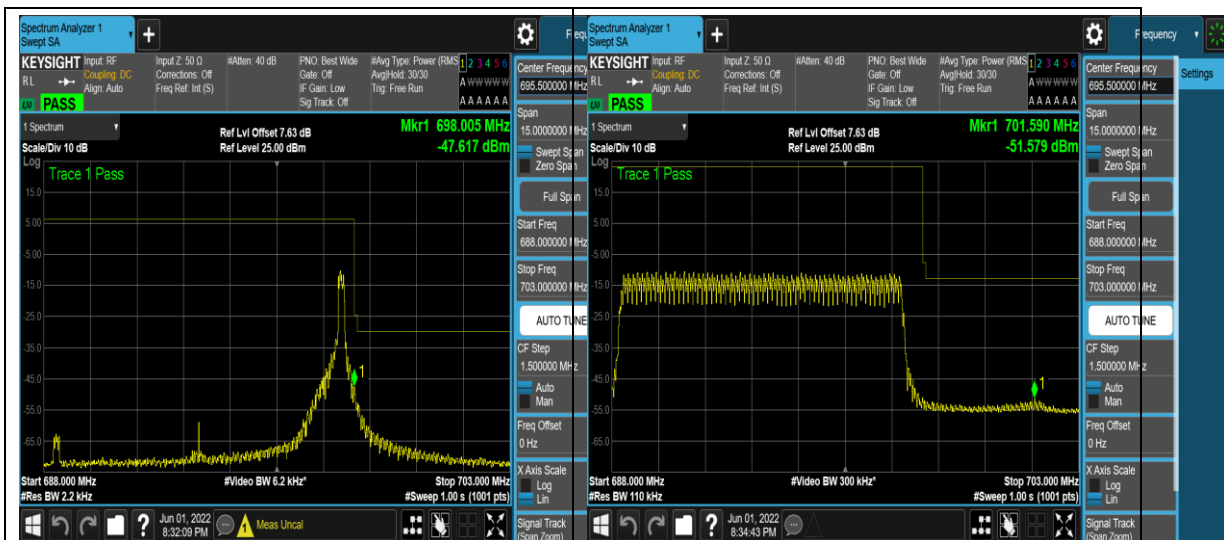
1-N71-PC3-15-10-L-1-DFT-PI2BPSK-Edge_1
RB_Left-1@0--47.36,Margin[34.36]-PASS-se
e graph

1-N71-PC3-15-10-L-3-DFT-PI2BPSK-Outer_
Full-50@0--48.68,Margin[35.68]-PASS-see
graph



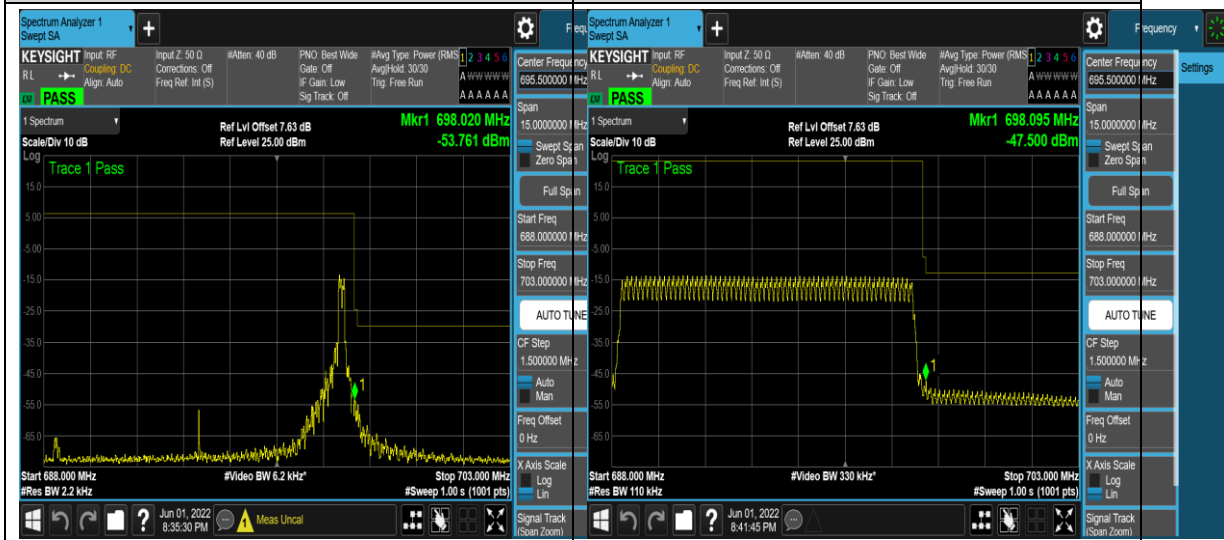
1-N71-PC3-15-10-L-4-CP-QPSK-Edge_1RB
_Left-1@0--55.41,Margin[42.41]-PASS-see
graph

1-N71-PC3-15-10-L-6-CP-QPSK-Outer_Full-
52@0--47.48,Margin[34.48]-PASS-see graph



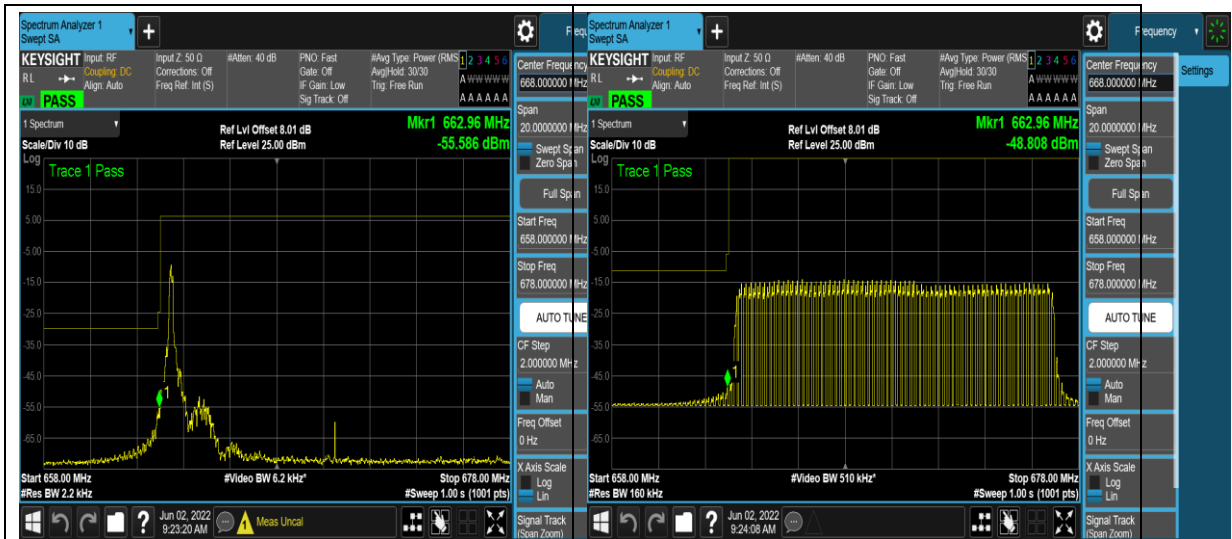
1-N71-PC3-15-10-H-2-DFT-PI2BPSK-Edge_1RB_Right-1@51--47.62,Margin[34.62]-PAS S-see graph

1-N71-PC3-15-10-H-3-DFT-PI2BPSK-Outer_Full-50@0--51.58,Margin[38.58]-PASS-see graph



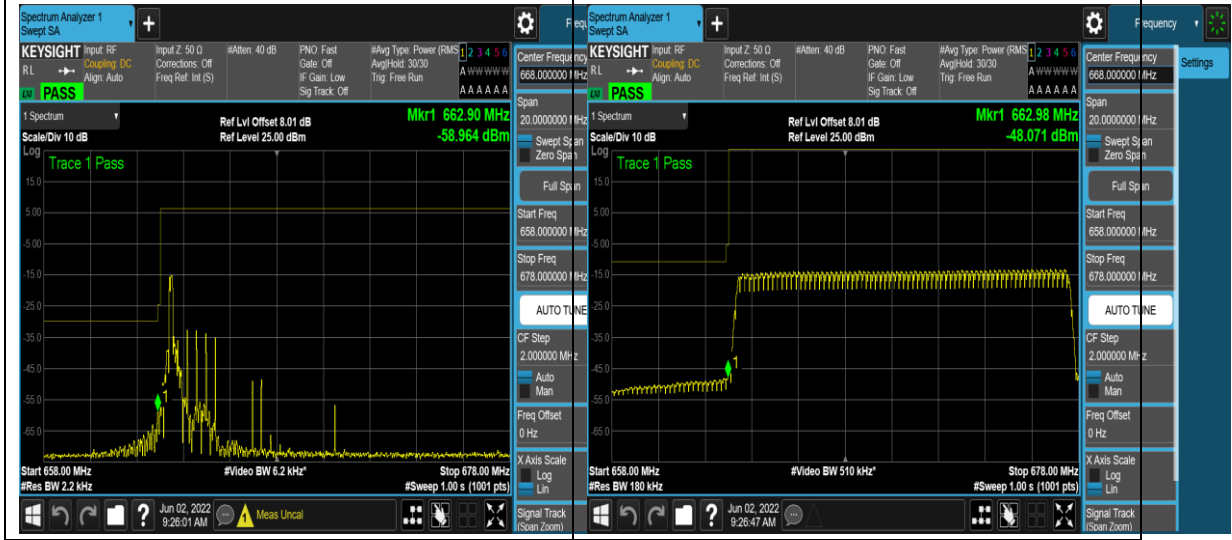
1-N71-PC3-15-10-H-5-CP-QPSK-Edge_1RB_Right-1@51--53.76,Margin[40.76]-PASS-see graph

1-N71-PC3-15-10-H-6-CP-QPSK-Outer_Full-52@0--47.50,Margin[34.50]-PASS-see graph



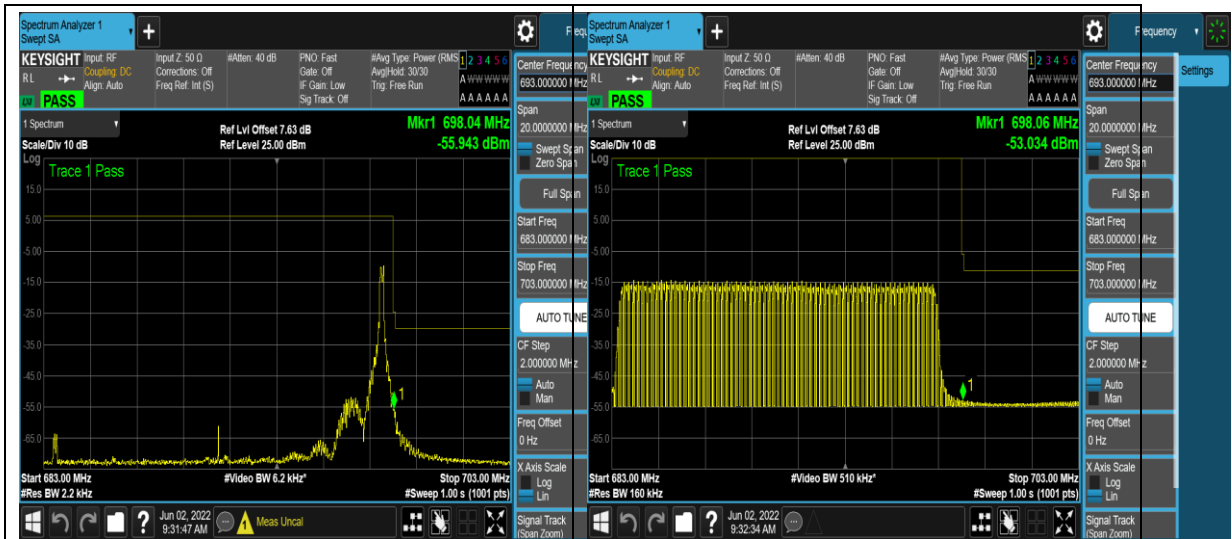
1-N71-PC3-15-15-L-1-DFT-PI2BPSK-Edge_1
RB_Left-1@0--55.59,Margin[42.59]-PASS-se
e graph

1-N71-PC3-15-15-L-3-DFT-PI2BPSK-Outer_
Full-75@0--48.81,Margin[35.81]-PASS-see
graph



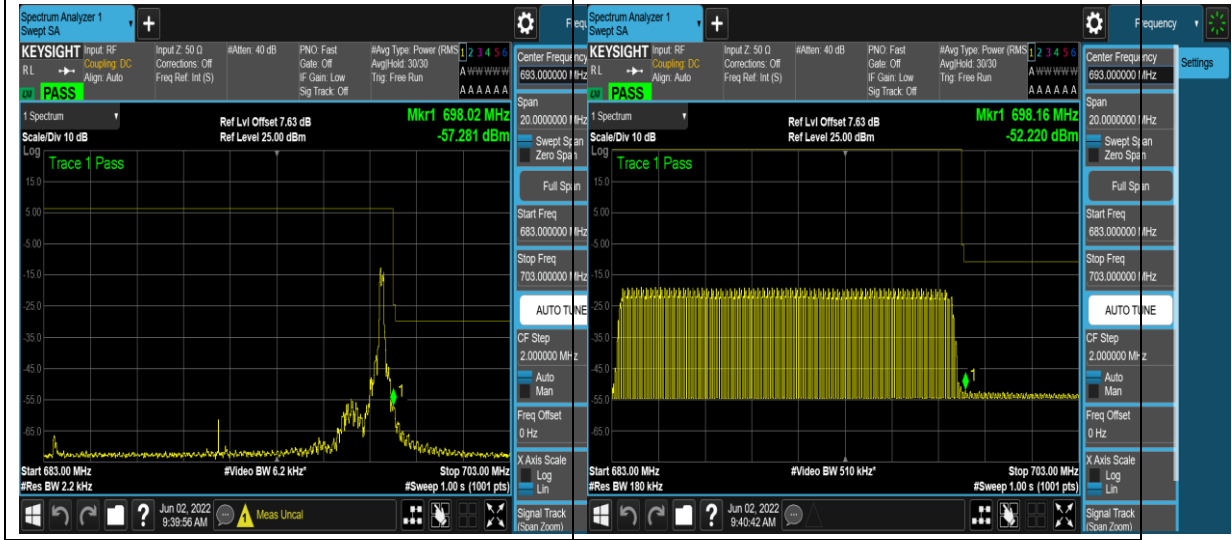
1-N71-PC3-15-15-L-4-CP-QPSK-Edge_1RB
_Left-1@0--58.96,Margin[45.96]-PASS-see
graph

1-N71-PC3-15-15-L-6-CP-QPSK-Outer_Full-
79@0--48.07,Margin[35.07]-PASS-see graph



1-N71-PC3-15-15-H-2-DFT-PI2BPSK-Edge_1RB_Right-1@78--55.94,Margin[42.94]-PAS S-see graph

1-N71-PC3-15-15-H-3-DFT-PI2BPSK-Outer_Full-75@0--53.03,Margin[40.03]-PASS-see graph



1-N71-PC3-15-15-H-5-CP-QPSK-Edge_1RB_Right-1@78--57.28,Margin[44.28]-PASS-see graph

1-N71-PC3-15-15-H-6-CP-QPSK-Outer_Full-79@0--52.22,Margin[39.22]-PASS-see graph