

1-N5-PC3-15-15-H-1-DFT-QPSK-Outer_Full-75@0-Ant1-13.415-14.22≤15-PASS

1-N5-PC3-15-15-H-2-DFT-PI2BPSK-Outer_Full-75@0-Ant1-13.390-14.08≤15-PASS



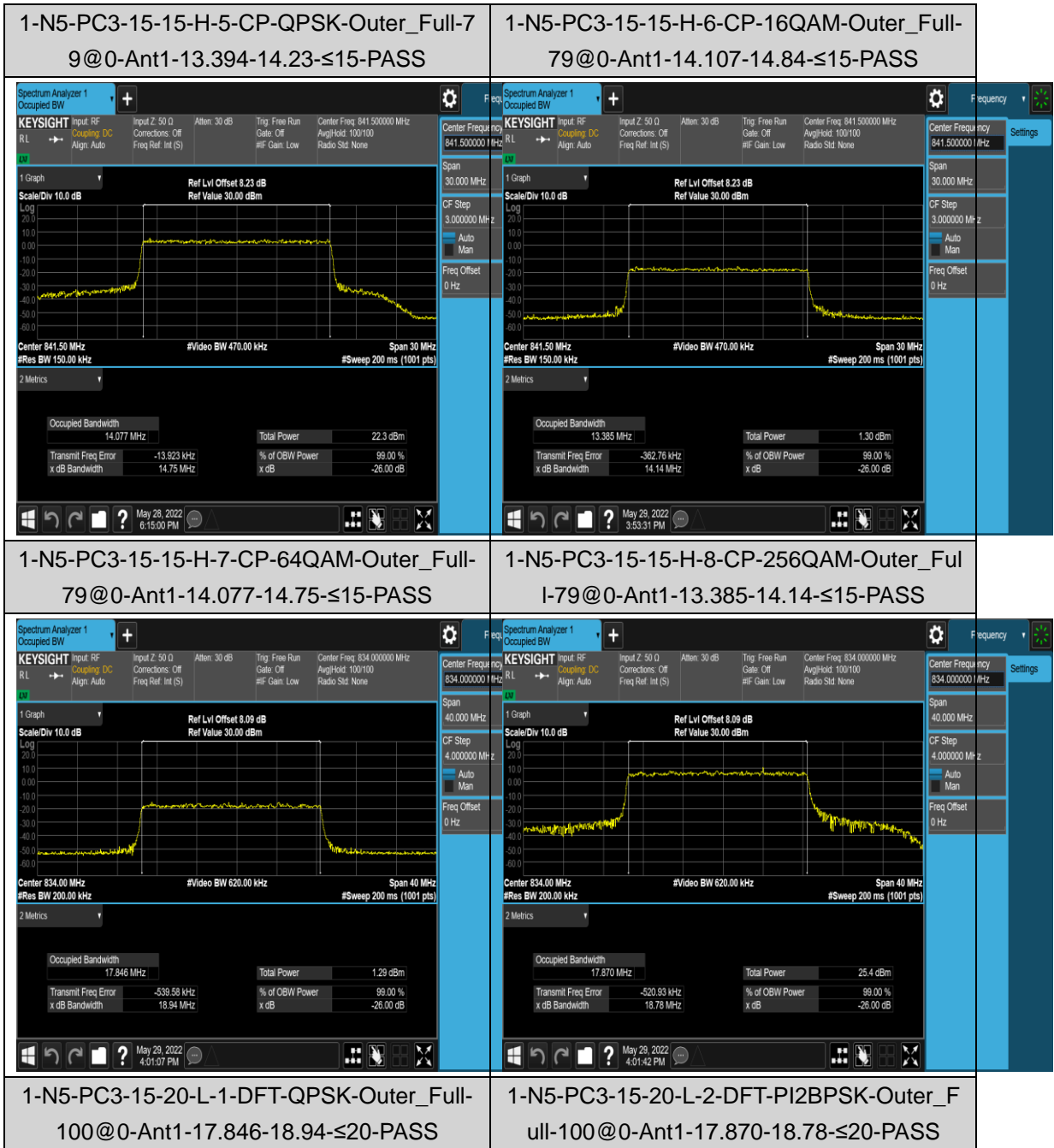
1-N5-PC3-15-15-H-3-DFT-16QAM-Outer_Full-75@0-Ant1-13.403-14.18≤15-PASS

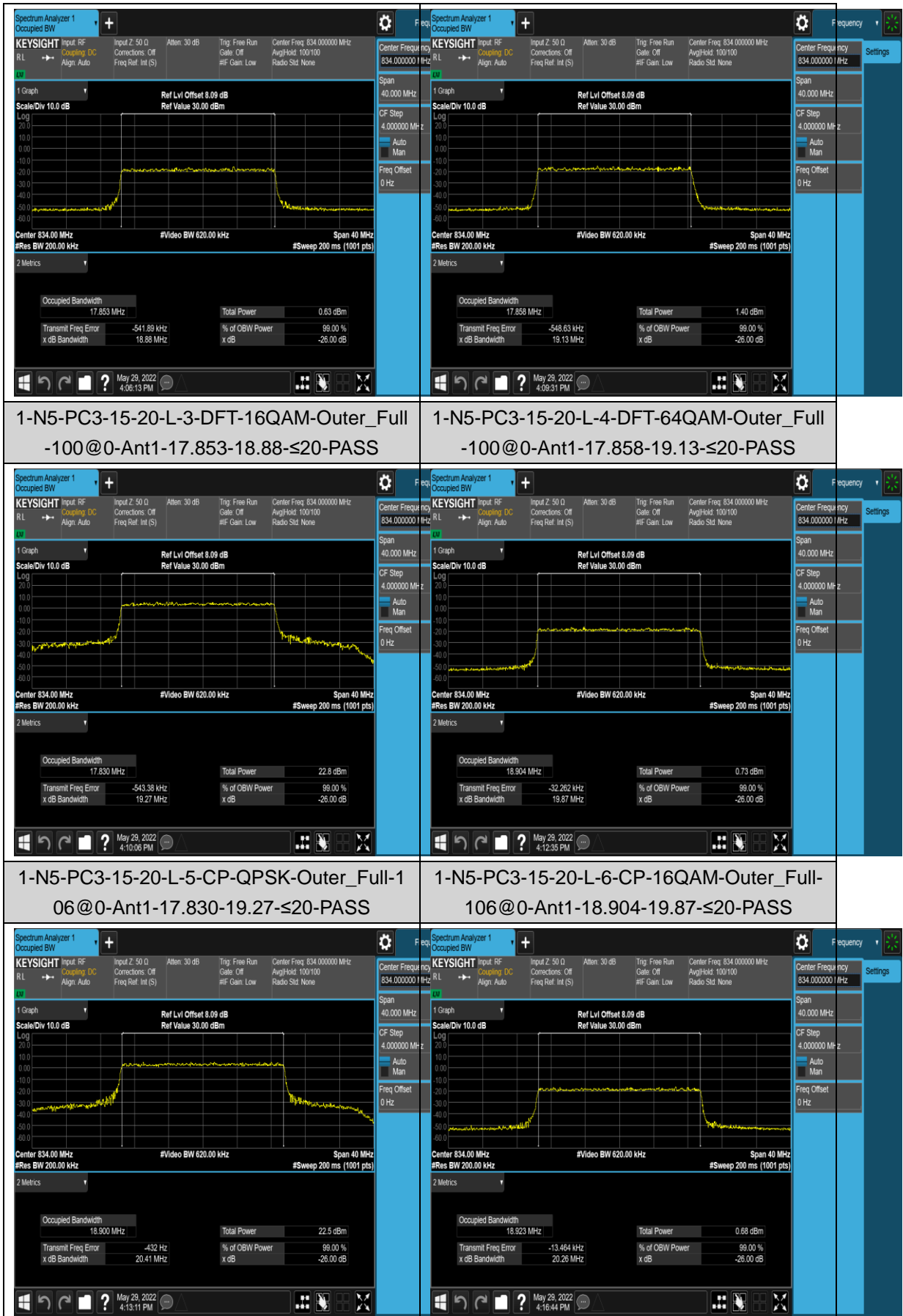
1-N5-PC3-15-15-H-4-DFT-64QAM-Outer_Full-75@0-Ant1-13.411-14.24≤15-PASS

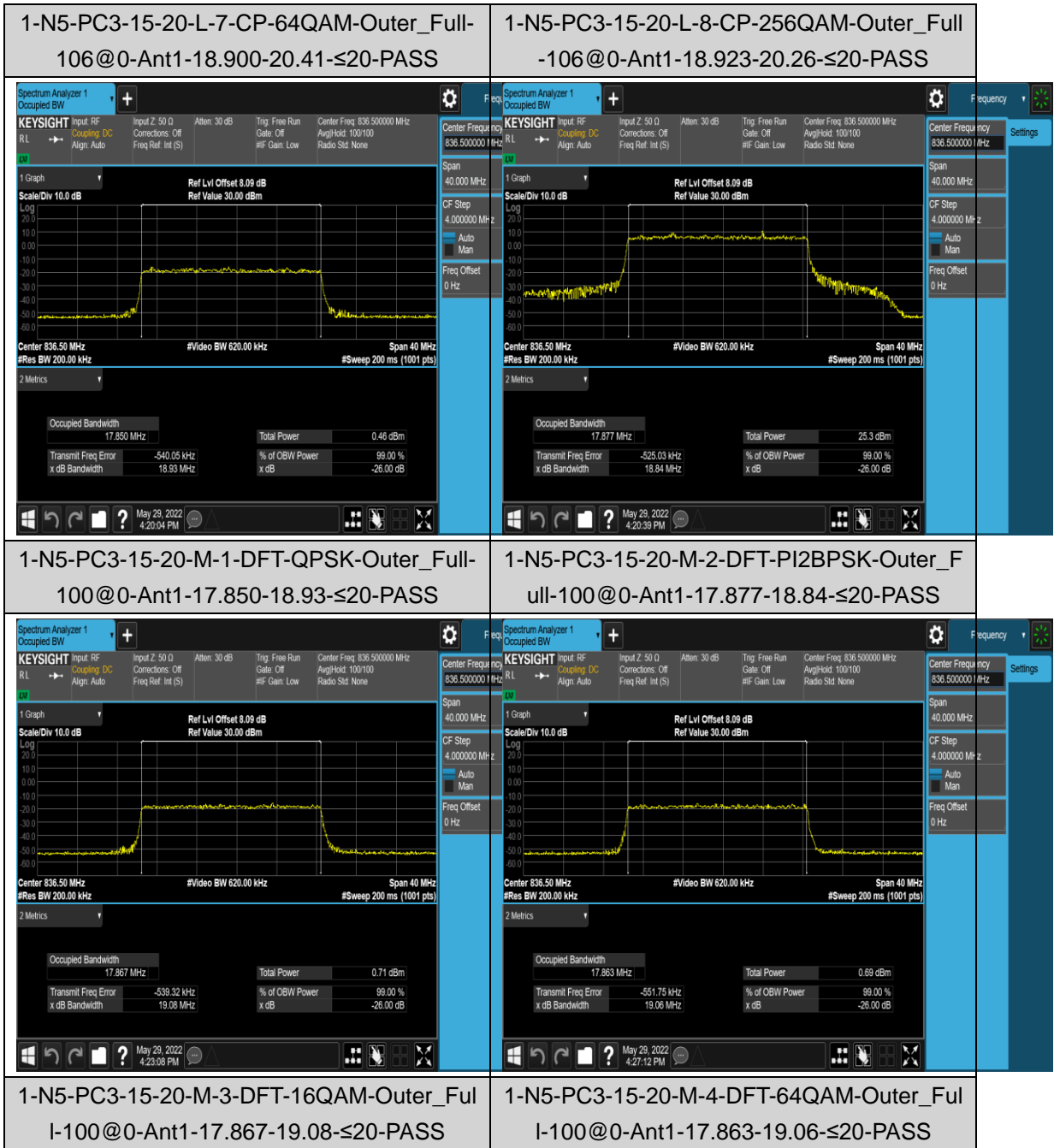


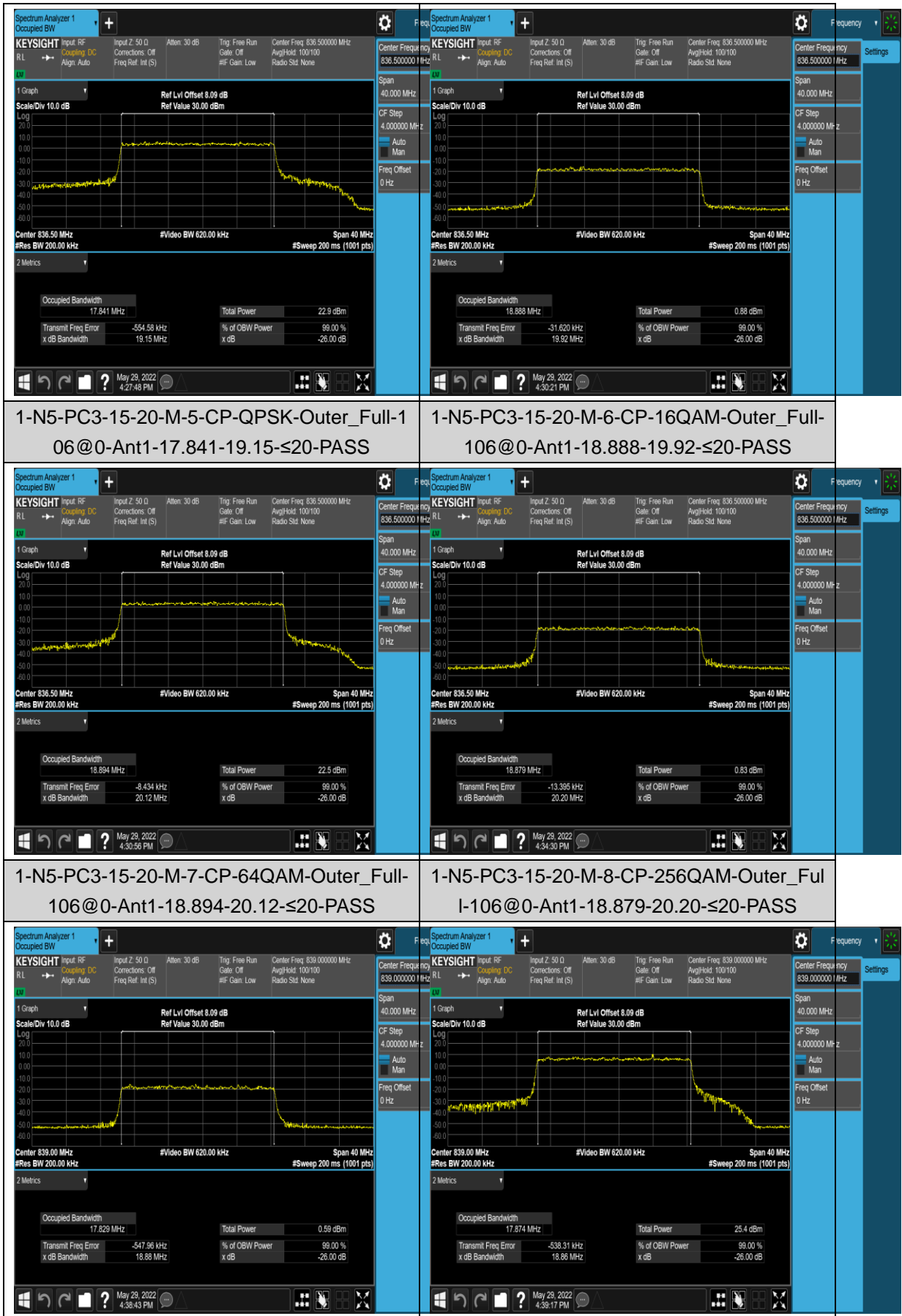
1-N5-PC3-15-15-H-3-DFT-16QAM-Outer_Full-75@0-Ant1-13.394-14.18≤15-PASS

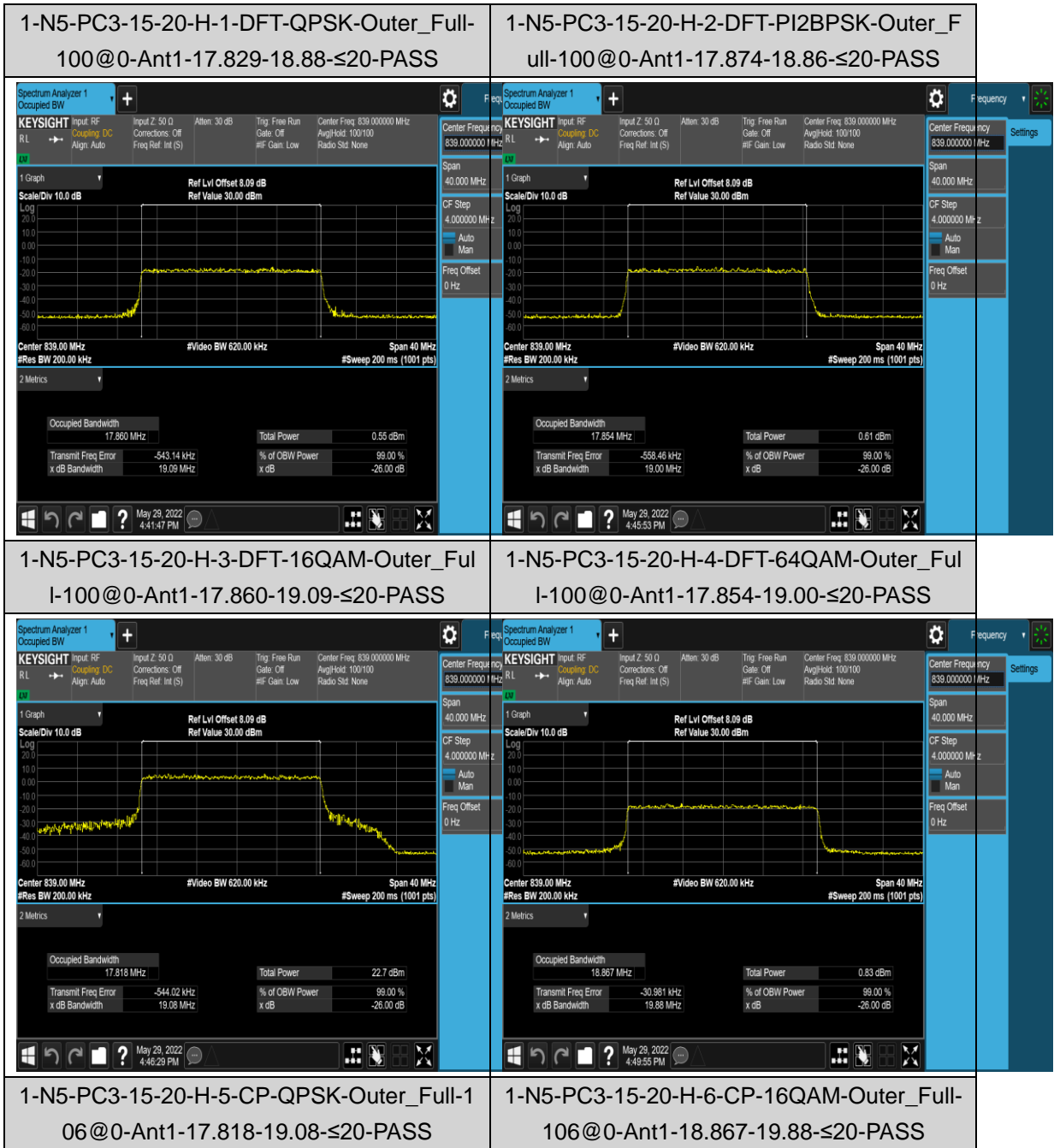
1-N5-PC3-15-15-H-4-DFT-64QAM-Outer_Full-75@0-Ant1-14.107-14.24≤15-PASS

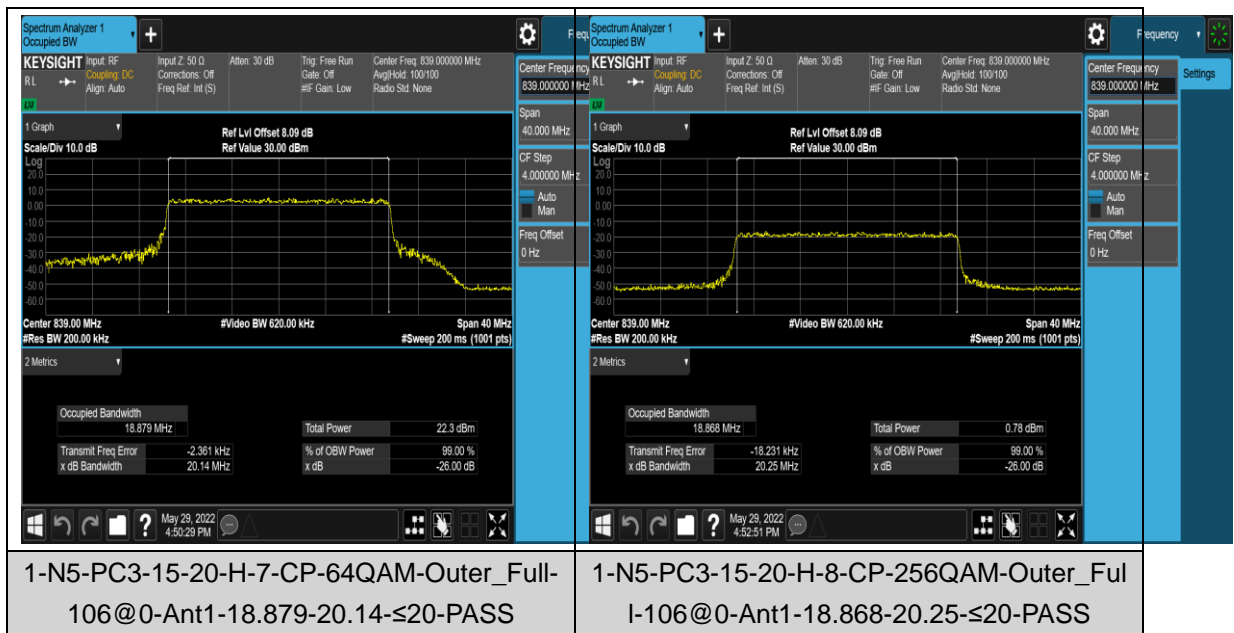










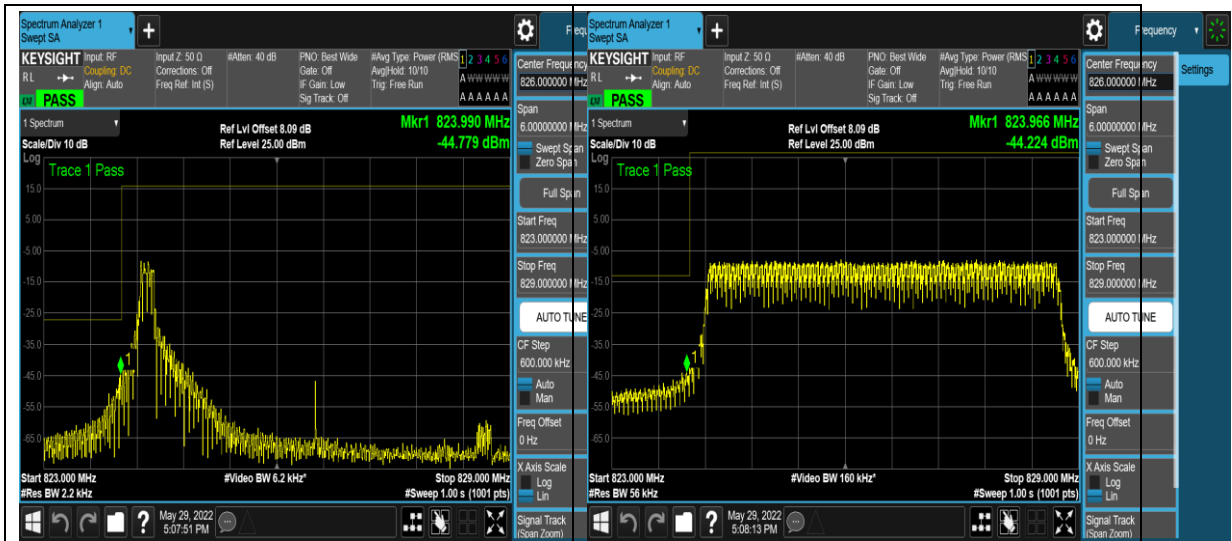


Appendix D: Band Edge for SA

Test Result

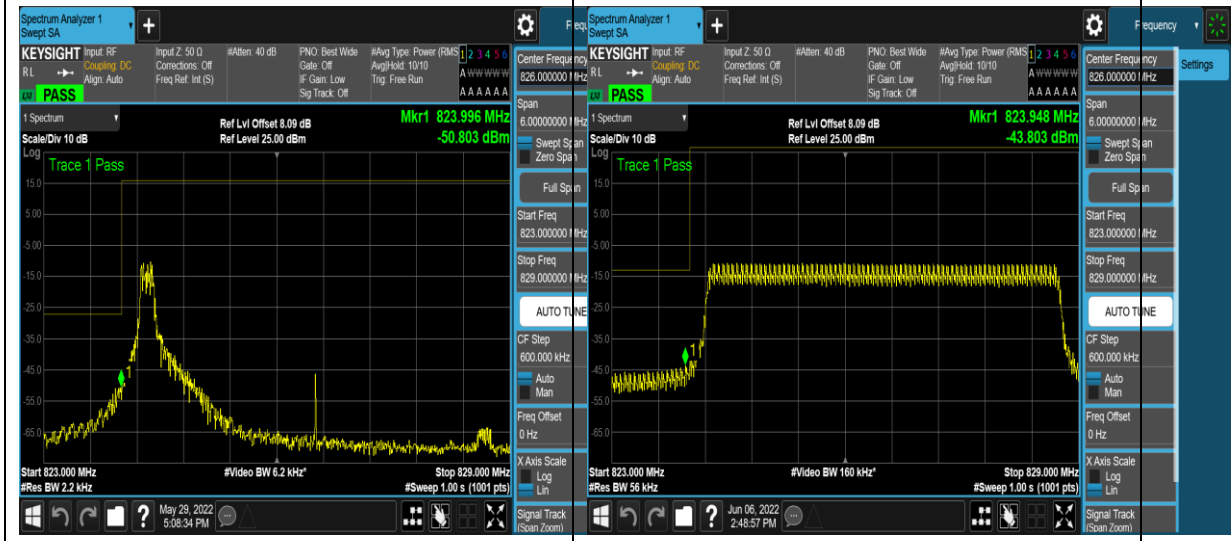
| Band | SCS | Bandwidth | Modulation | Channel | RB Config | Result | Verdict |
|------|-----|-----------|-------------|---------|----------------|-----------|---------|
| N5 | 15 | 5 | DFT-PI2BPSK | L | Edge_1RB_Left | see graph | PASS |
| N5 | 15 | 5 | DFT-PI2BPSK | L | Outer_Full | see graph | PASS |
| N5 | 15 | 5 | CP-QPSK | L | Edge_1RB_Left | see graph | PASS |
| N5 | 15 | 5 | CP-QPSK | L | Outer_Full | see graph | PASS |
| N5 | 15 | 5 | DFT-PI2BPSK | H | Edge_1RB_Right | see graph | PASS |
| N5 | 15 | 5 | DFT-PI2BPSK | H | Outer_Full | see graph | PASS |
| N5 | 15 | 5 | CP-QPSK | H | Edge_1RB_Right | see graph | PASS |
| N5 | 15 | 5 | CP-QPSK | H | Outer_Full | see graph | PASS |
| N5 | 15 | 10 | DFT-PI2BPSK | L | Edge_1RB_Left | see graph | PASS |
| N5 | 15 | 10 | DFT-PI2BPSK | L | Outer_Full | see graph | PASS |
| N5 | 15 | 10 | CP-QPSK | L | Edge_1RB_Left | see graph | PASS |
| N5 | 15 | 10 | CP-QPSK | L | Outer_Full | see graph | PASS |
| N5 | 15 | 10 | DFT-PI2BPSK | H | Edge_1RB_Right | see graph | PASS |
| N5 | 15 | 10 | DFT-PI2BPSK | H | Outer_Full | see graph | PASS |
| N5 | 15 | 10 | CP-QPSK | H | Edge_1RB_Right | see graph | PASS |
| N5 | 15 | 10 | CP-QPSK | H | Outer_Full | see graph | PASS |
| N5 | 15 | 15 | DFT-PI2BPSK | L | Edge_1RB_Left | see graph | PASS |
| N5 | 15 | 15 | DFT-PI2BPSK | L | Outer_Full | see graph | PASS |
| N5 | 15 | 15 | CP-QPSK | L | Edge_1RB_Left | see graph | PASS |
| N5 | 15 | 15 | CP-QPSK | L | Outer_Full | see graph | PASS |
| N5 | 15 | 15 | DFT-PI2BPSK | H | Edge_1RB_Right | see graph | PASS |
| N5 | 15 | 15 | DFT-PI2BPSK | H | Outer_Full | see graph | PASS |
| N5 | 15 | 15 | CP-QPSK | H | Edge_1RB_Right | see graph | PASS |
| N5 | 15 | 15 | CP-QPSK | H | Outer_Full | see graph | PASS |
| N5 | 15 | 20 | DFT-PI2BPSK | L | Edge_1RB_Left | see graph | PASS |
| N5 | 15 | 20 | DFT-PI2BPSK | L | Outer_Full | see graph | PASS |
| N5 | 15 | 20 | CP-QPSK | L | Edge_1RB_Left | see graph | PASS |
| N5 | 15 | 20 | CP-QPSK | L | Outer_Full | see graph | PASS |
| N5 | 15 | 20 | DFT-PI2BPSK | H | Edge_1RB_Right | see graph | PASS |
| N5 | 15 | 20 | DFT-PI2BPSK | H | Outer_Full | see graph | PASS |
| N5 | 15 | 20 | CP-QPSK | H | Edge_1RB_Right | see graph | PASS |
| N5 | 15 | 20 | CP-QPSK | H | Outer_Full | see graph | PASS |

Test Graphs



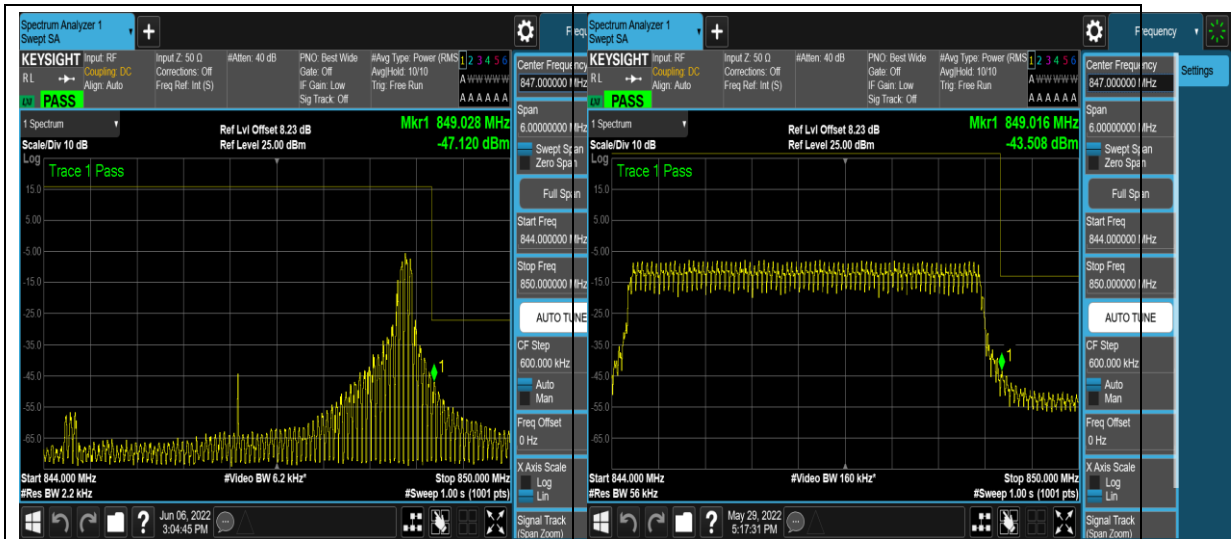
1-N5-PC3-15-5-L-1-DFT-PI2BPSK-Edge_1R
B_Left-1@0--44.78,Margin[31.78]-PASS-see
graph

1-N5-PC3-15-5-L-3-DFT-PI2BPSK-Outer_Ful
l-25@0--44.22,Margin[31.22]-PASS-see
graph



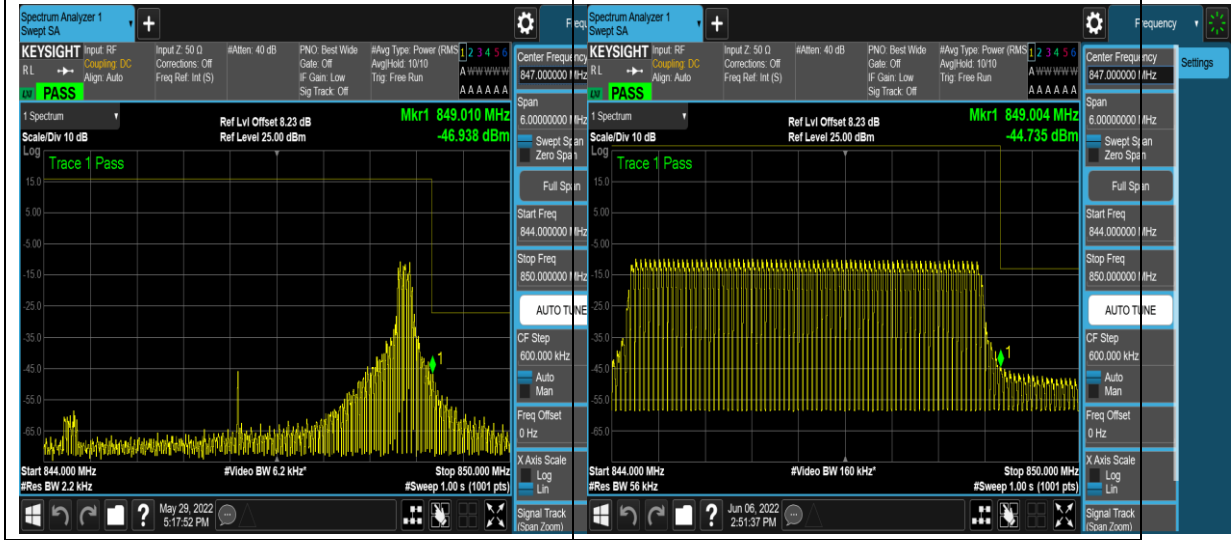
1-N5-PC3-15-5-L-4-CP-QPSK-Edge_1RB_L
eft-1@0--50.80,Margin[37.80]-PASS-see
graph

1-N5-PC3-15-5-L-6-CP-QPSK-Outer_Full-25
@0--43.80,Margin[30.80]-PASS-see graph



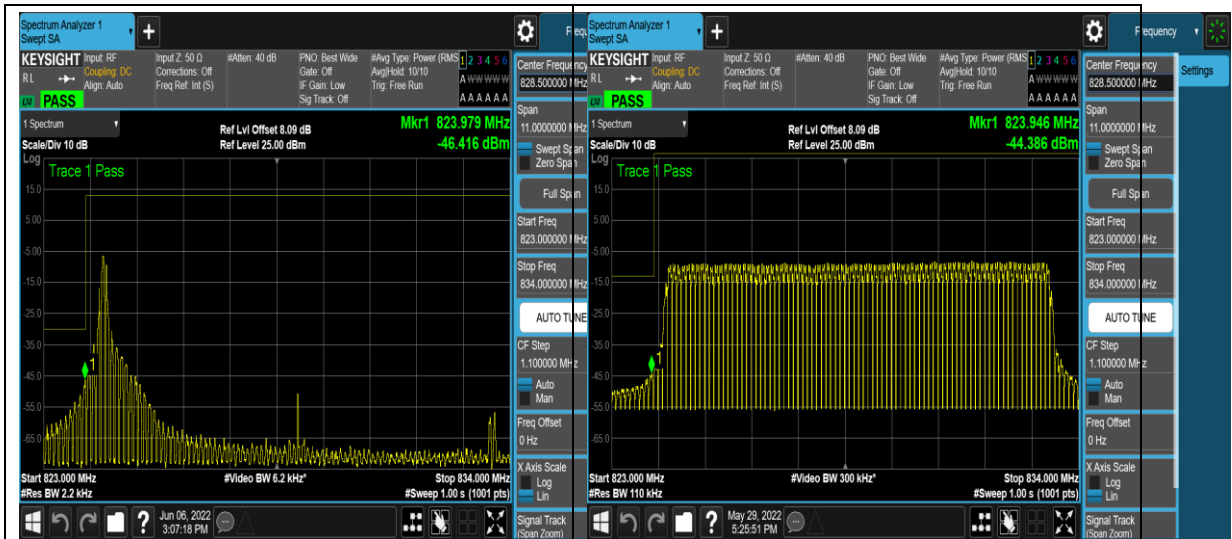
1-N5-PC3-15-5-H-2-DFT-PI2BPSK-Edge_1R
B_Right-1 @24--47.12,Margin[34.12]-PASS-see
graph

1-N5-PC3-15-5-H-3-DFT-PI2BPSK-Outer_Fu
ll-25 @0--43.51,Margin[30.51]-PASS-see
graph



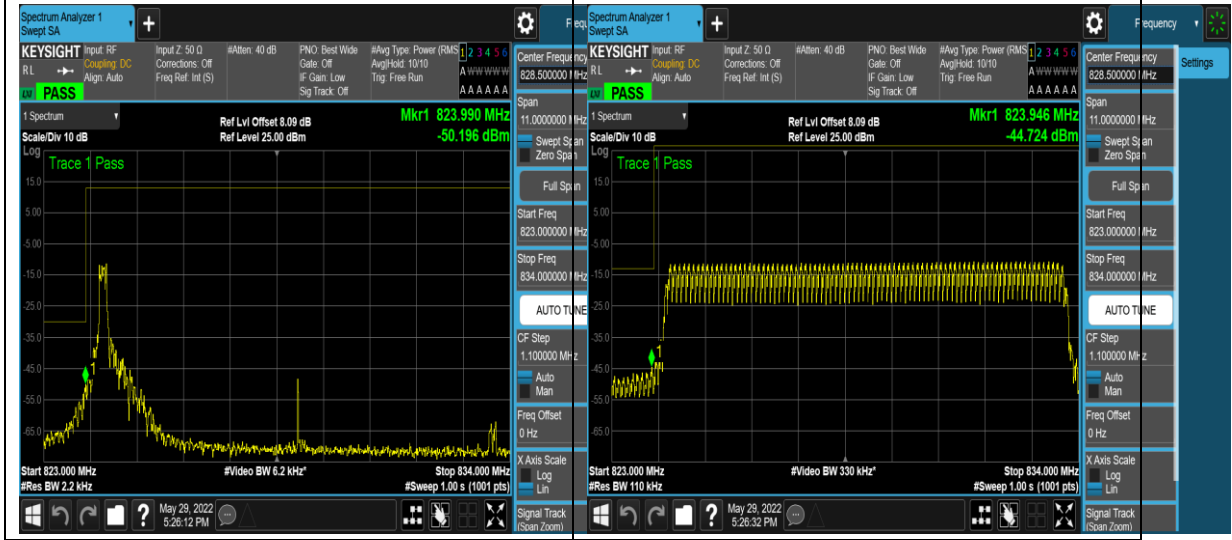
1-N5-PC3-15-5-H-5-CP-QPSK-Edge_1RB_R
right-1 @24--46.94,Margin[33.94]-PASS-see
graph

1-N5-PC3-15-5-H-6-CP-QPSK-Outer_Full-25
@0--44.73,Margin[31.73]-PASS-see graph



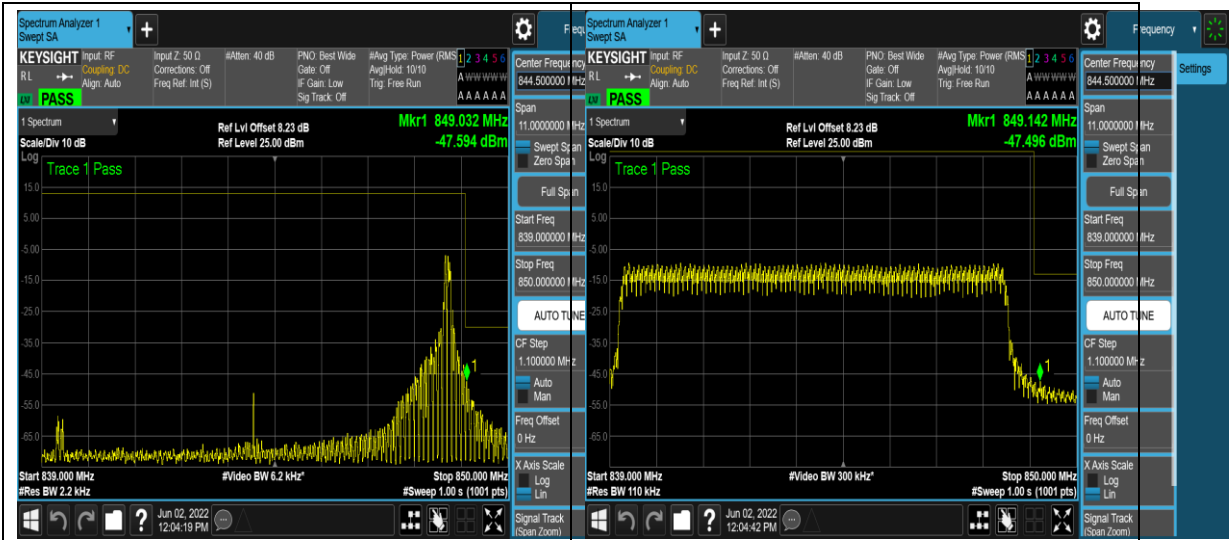
1-N5-PC3-15-10-L-1-DFT-PI2BPSK-Edge_1 RB_Left-1@0--46.42,Margin[33.42]-PASS-see graph

1-N5-PC3-15-10-L-3-DFT-PI2BPSK-Outer_Full-50@0--44.39,Margin[31.39]-PASS-see graph



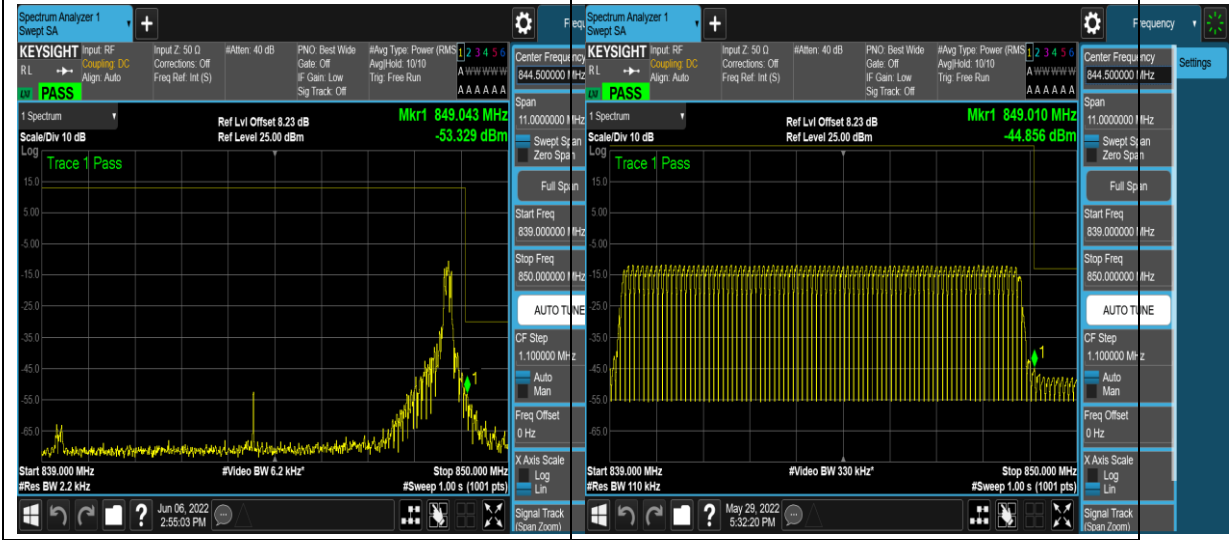
1-N5-PC3-15-10-L-4-CP-QPSK-Edge_1RB_Left-1@0--50.20,Margin[37.20]-PASS-see graph

1-N5-PC3-15-10-L-6-CP-QPSK-Outer_Full-52@0--44.72,Margin[31.72]-PASS-see graph



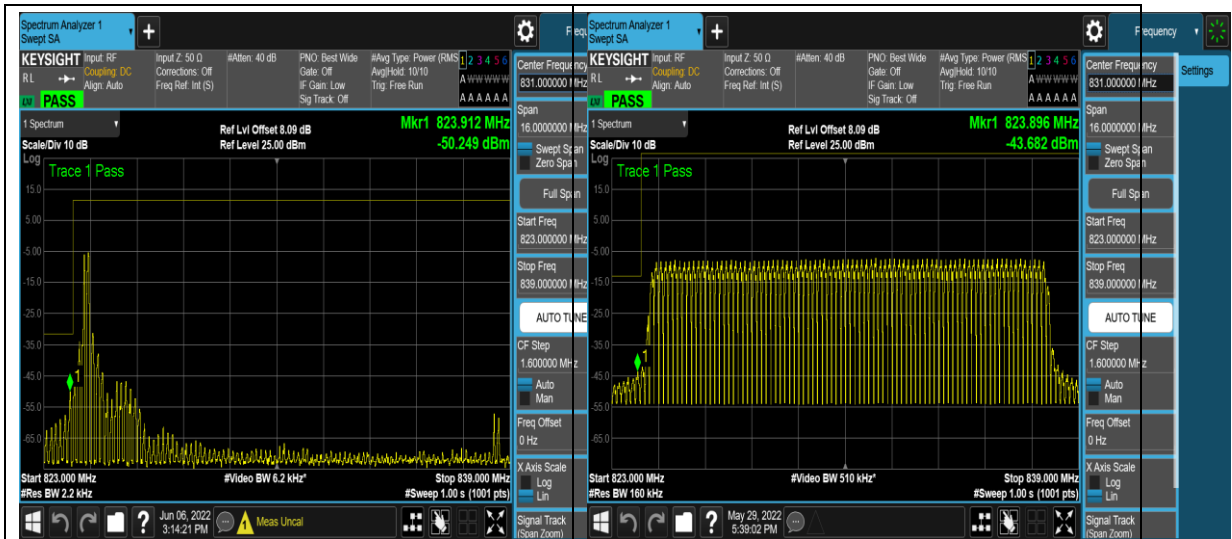
1-N5-PC3-15-10-H-2-DFT-PI2BPSK-Edge_1 RB_Right-1 @51--47.59,Margin[34.59]-PASS-see graph

1-N5-PC3-15-10-H-3-DFT-PI2BPSK-Outer_Full-50@0--47.50,Margin[34.50]-PASS-see graph



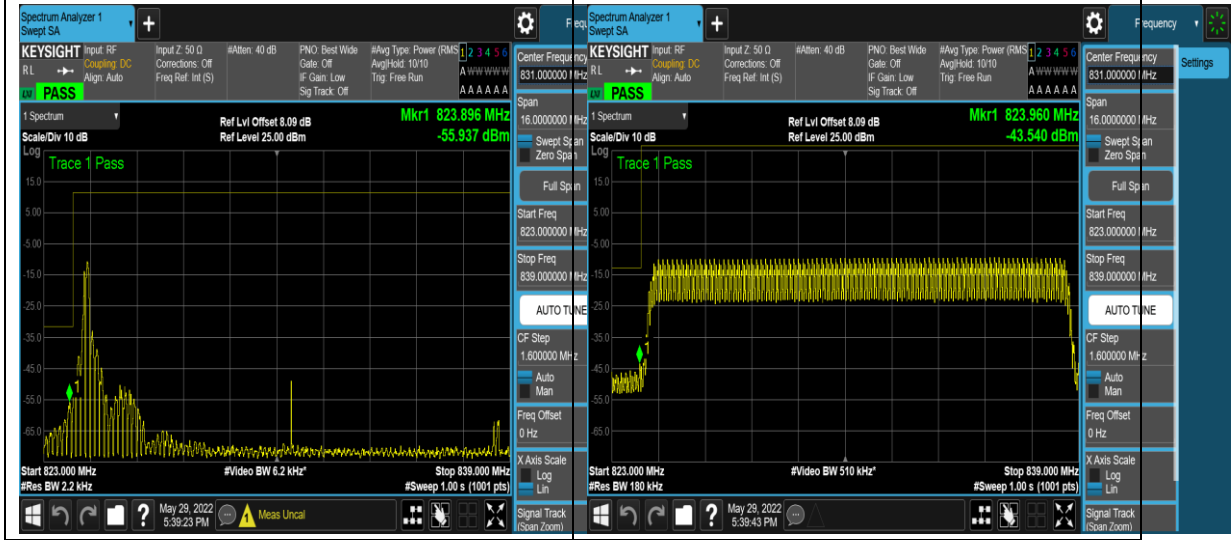
1-N5-PC3-15-10-H-5-CP-QPSK-Edge_1RB_Right-1 @51--53.33,Margin[40.33]-PASS-see graph

1-N5-PC3-15-10-H-6-CP-QPSK-Outer_Full-52 @0--44.86,Margin[31.86]-PASS-see graph



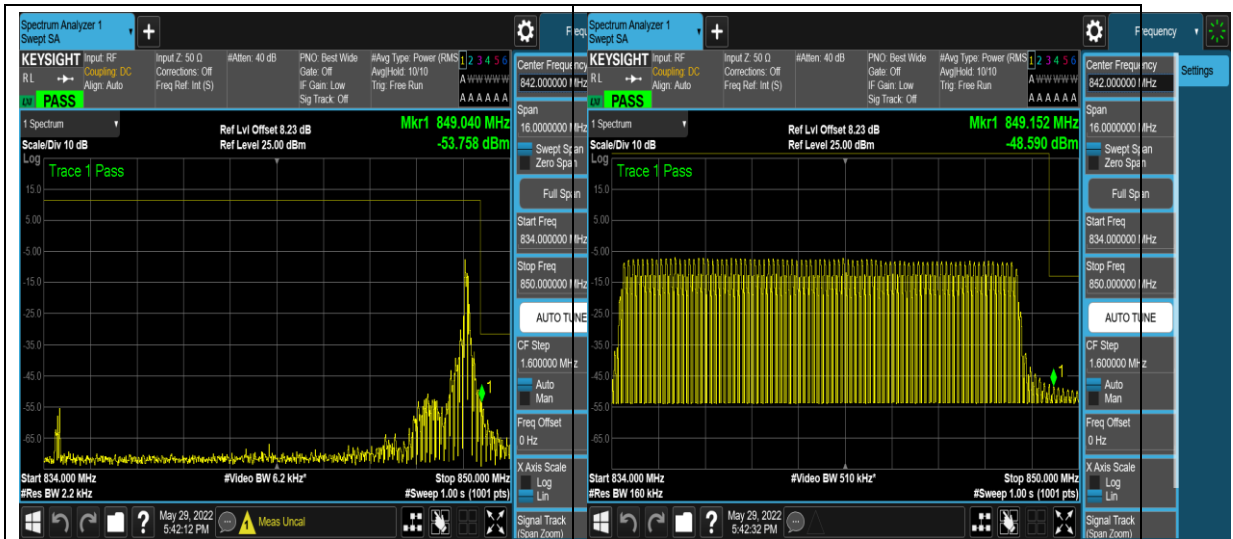
1-N5-PC3-15-15-L-1-DFT-PI2BPSK-Edge_1 RB_Left-1 @0--50.25,Margin[37.25]-PASS-see graph

1-N5-PC3-15-15-L-3-DFT-PI2BPSK-Outer_Full-75 @0--43.68,Margin[30.68]-PASS-see graph



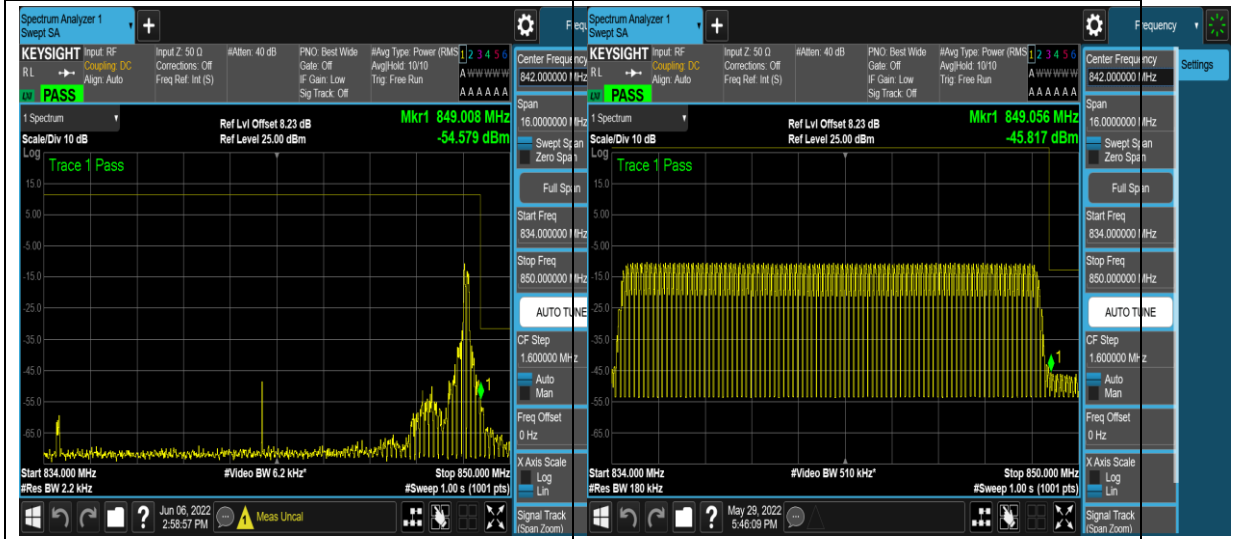
1-N5-PC3-15-15-L-4-CP-QPSK-Edge_1RB_Left-1 @0--55.94,Margin[42.94]-PASS-see graph

1-N5-PC3-15-15-L-6-CP-QPSK-Outer_Full-79 @0--43.54,Margin[30.54]-PASS-see graph



1-N5-PC3-15-15-H-2-DFT-PI2BPSK-Edge_1 RB_Right-1 @78--53.76,Margin[40.76]-PASS-see graph

1-N5-PC3-15-15-H-3-DFT-PI2BPSK-Outer_Full-75@0--48.59,Margin[35.59]-PASS-see graph



1-N5-PC3-15-15-H-5-CP-QPSK-Edge_1RB_Right-1 @78--54.58,Margin[41.58]-PASS-see graph

1-N5-PC3-15-15-H-6-CP-QPSK-Outer_Full-79@0--45.82,Margin[32.82]-PASS-see graph