

P01_GSM850_GPRS11_Right Cheek_128

DUT: EUT

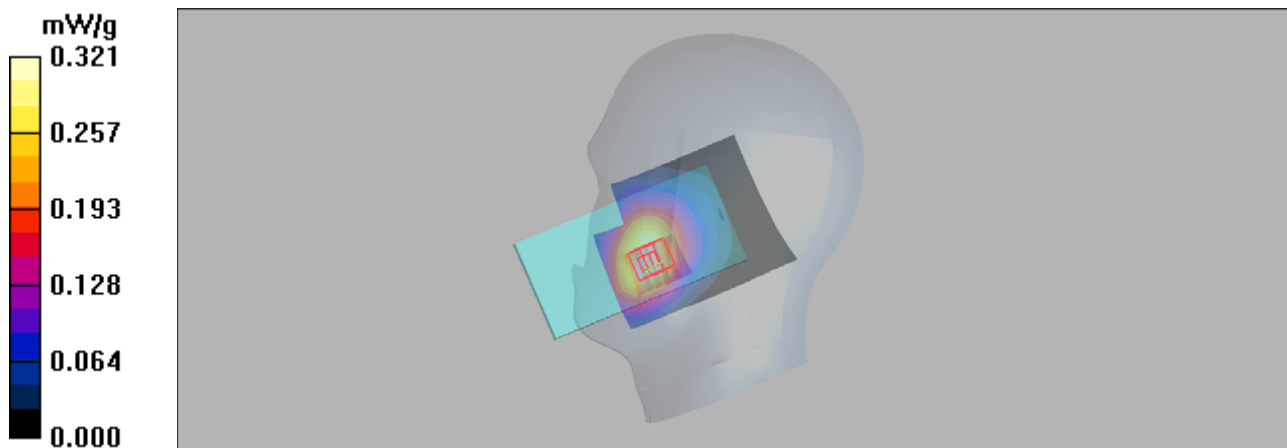
Communication System: GPRS 850-3solt; Frequency: 824.2 MHz;Duty Cycle: 1:2.67
Medium: H850 Medium parameters used (interpolated): $f = 824.2$ MHz; $\sigma = 0.879$ mho/m; $\epsilon_r = 41.6$;
 $\rho = 1000$ kg/m³

DASY4 Configuration:

- Probe: ES3DV3 - SN3090; ConvF(6.34, 6.34, 6.34); Calibrated: 2018/4/3
- Sensor-Surface: 3mm (Mechanical Surface Detection)
- Electronics: DAE4 Sn662; Calibrated: 2018/5/11
- Phantom: SAM 1; Type: QD 000 P40 CB; Serial: TP/1378
- ; Postprocessing SW: SEMCAD, V1.8 Build 186

Test/Area Scan (71x91x1): Measurement grid: dx=15mm, dy=15mm
Maximum value of SAR (interpolated) = 0.321 mW/g

Test/Zoom Scan (5x5x7)/Cube 0: Measurement grid: dx=8mm, dy=8mm, dz=5mm
Reference Value = 5.67 V/m; Power Drift = 0.14 dB
Peak SAR (extrapolated) = 0.387 W/kg
SAR(1 g) = 0.291 mW/g; SAR(10 g) = 0.216 mW/g
Maximum value of SAR (measured) = 0.320 mW/g



P02_GSM1900_GPRS10_Right Cheek_810

DUT: EUT

Communication System: GPRS1900-2slots; Frequency: 1909.8 MHz; Duty Cycle: 1:4

Medium: H1900 Medium parameters used: $f = 1910$ MHz; $\sigma = 1.45$ mho/m; $\epsilon_r = 41$; $\rho = 1000$ kg/m³

DASY4 Configuration:

- Probe: ES3DV3 - SN3090; ConvF(4.92, 4.92, 4.92); Calibrated: 2018/4/3
- Sensor-Surface: 3mm (Mechanical Surface Detection)
- Electronics: DAE4 Sn662; Calibrated: 2018/5/11
- Phantom: SAM 2; Type: QD 000 P40 CB; Serial: TP-1376
- ; Postprocessing SW: SEMCAD, V1.8 Build 186

Test/Area Scan (61x81x1): Measurement grid: dx=15mm, dy=15mm

Maximum value of SAR (interpolated) = 0.113 mW/g

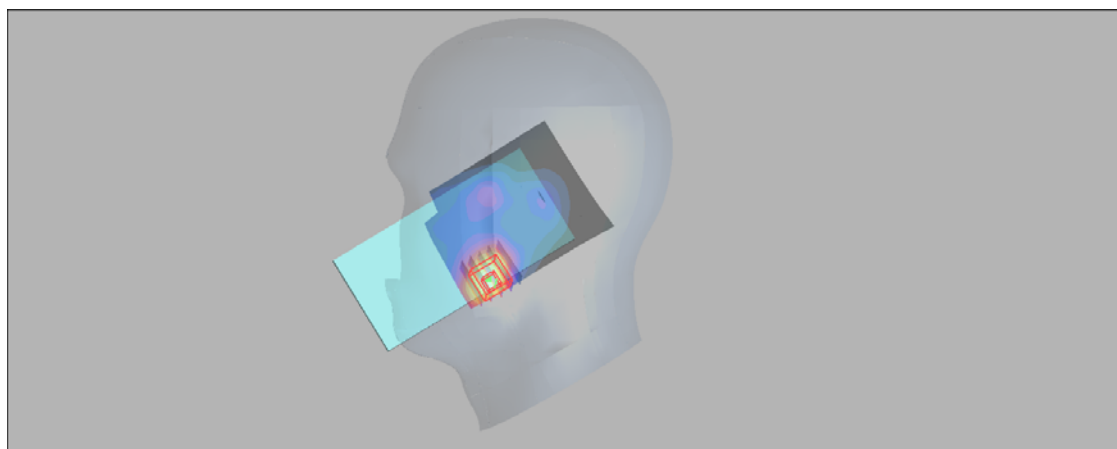
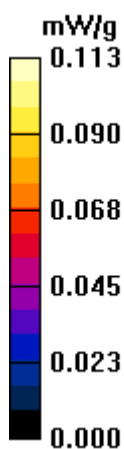
Test/Zoom Scan (5x5x7)/Cube 0: Measurement grid: dx=8mm, dy=8mm, dz=5mm

Reference Value = 4.66 V/m; Power Drift = -0.15 dB

Peak SAR (extrapolated) = 0.152 W/kg

SAR(1 g) = 0.098 mW/g; SAR(10 g) = 0.061 mW/g

Maximum value of SAR (measured) = 0.112 mW/g



P03_WCDMA II_RMC12.2K_Right Cheek_9262**DUT: EUT**

Communication System: WCDMA Band II; Frequency: 1852.4 MHz; Duty Cycle: 1:1

Medium: H1900 Medium parameters used (interpolated): $f = 1852.4$ MHz; $\sigma = 1.39$ mho/m; $\epsilon_r = 41.2$;

$\rho = 1000$ kg/m³

DASY4 Configuration:

- Probe: ES3DV3 - SN3090; ConvF(4.92, 4.92, 4.92); Calibrated: 2018/4/3

- Sensor-Surface: 3mm (Mechanical Surface Detection)

- Electronics: DAE4 Sn662; Calibrated: 2018/5/11

- Phantom: SAM 2; Type: QD 000 P40 CB; Serial: TP-1376

- ; Postprocessing SW: SEMCAD, V1.8 Build 186

Test/Area Scan (61x81x1): Measurement grid: dx=15mm, dy=15mm

Maximum value of SAR (interpolated) = 0.115 mW/g

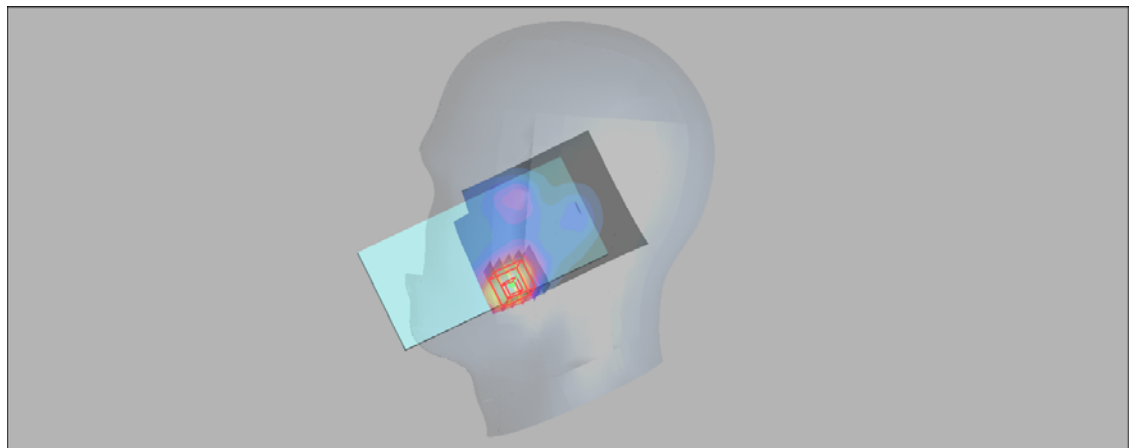
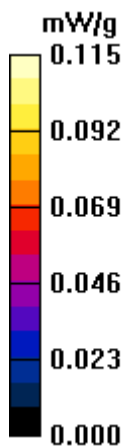
Test/Zoom Scan (5x5x7)/Cube 0: Measurement grid: dx=8mm, dy=8mm, dz=5mm

Reference Value = 4.35 V/m; Power Drift = 0.03 dB

Peak SAR (extrapolated) = 0.147 W/kg

SAR(1 g) = 0.097 mW/g; SAR(10 g) = 0.061 mW/g

Maximum value of SAR (measured) = 0.111 mW/g



P04_WCDMA IV_RMC12.2K_Right Cheek_1312**DUT: EUT**

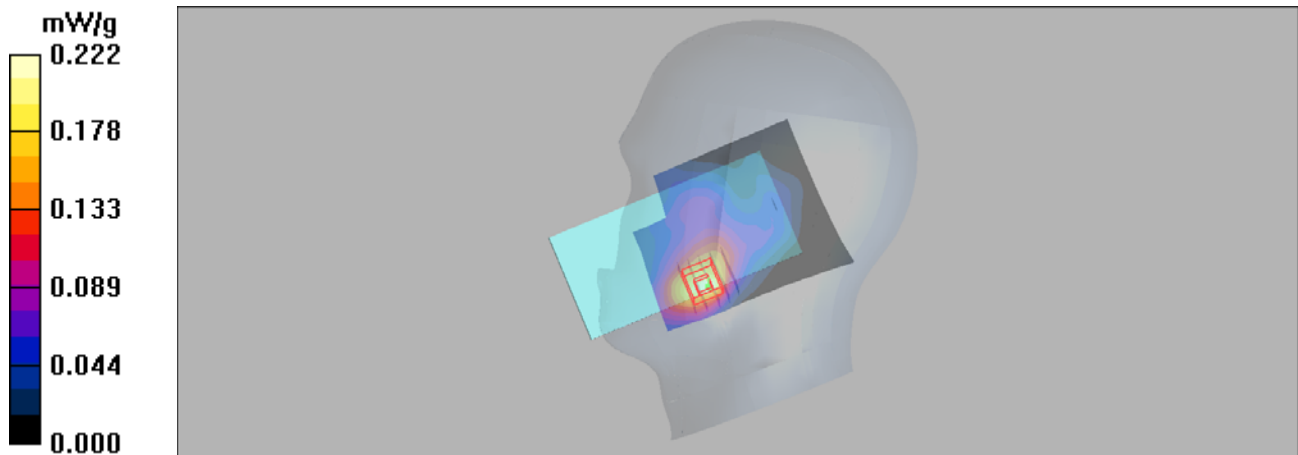
Communication System: WCDMA Band IV; Frequency: 1712.4 MHz; Duty Cycle: 1:1
Medium: H1750 Medium parameters used (interpolated): $f = 1712.4$ MHz; $\sigma = 1.31$ mho/m; $\epsilon_r = 42$; $\rho = 1000$ kg/m³

DASY4 Configuration:

- Probe: ES3DV3 - SN3090; ConvF(5.3, 5.3, 5.3); Calibrated: 2018/4/3
- Sensor-Surface: 3mm (Mechanical Surface Detection)
- Electronics: DAE4 Sn662; Calibrated: 2018/5/11
- Phantom: SAM 2; Type: QD 000 P40 CB; Serial: TP-1376
- ; Postprocessing SW: SEMCAD, V1.8 Build 186

Test/Area Scan (71x91x1): Measurement grid: dx=15mm, dy=15mm
Maximum value of SAR (interpolated) = 0.222 mW/g

Test/Zoom Scan (5x5x7)/Cube 0: Measurement grid: dx=8mm, dy=8mm, dz=5mm
Reference Value = 6.40 V/m; Power Drift = -0.05 dB
Peak SAR (extrapolated) = 0.251 W/kg
SAR(1 g) = 0.177 mW/g; SAR(10 g) = 0.120 mW/g
Maximum value of SAR (measured) = 0.202 mW/g



P05_WCDMA V_RMC12.2K_Right Cheek_4132

DUT: EUT


Communication System: WCDMA Band V; Frequency: 826.4 MHz; Duty Cycle: 1:1
Medium: H850 Medium parameters used (interpolated): $f = 826.4$ MHz; $\sigma = 0.881$ mho/m; $\epsilon_r = 41.5$;
 $\rho = 1000$ kg/m³

DASY4 Configuration:

- Probe: ES3DV3 - SN3090; ConvF(6.34, 6.34, 6.34); Calibrated: 2018/4/3
- Sensor-Surface: 3mm (Mechanical Surface Detection)
- Electronics: DAE4 Sn662; Calibrated: 2018/5/11
- Phantom: SAM 1; Type: QD 000 P40 CB; Serial: TP/1378
- ; Postprocessing SW: SEMCAD, V1.8 Build 186

Test/Area Scan (71x91x1): Measurement grid: dx=15mm, dy=15mm
Maximum value of SAR (interpolated) = 0.143 mW/g

Test/Zoom Scan (5x5x7)/Cube 0: Measurement grid: dx=8mm, dy=8mm, dz=5mm
Reference Value = 3.15 V/m; Power Drift = -0.005 dB
Peak SAR (extrapolated) = 0.170 W/kg
SAR(1 g) = 0.127 mW/g; SAR(10 g) = 0.093 mW/g
Maximum value of SAR (measured) = 0.141 mW/g



P15_802.11b_Left Cheek_6

DUT: EUT

Communication System: Wlan 802.11b; Frequency: 2437 MHz; Duty Cycle: 1:1

Medium: H2450 Medium parameters used: $f = 2437$ MHz; $\sigma = 1.76$ mho/m; $\epsilon_r = 40.2$; $\rho = 1000$ kg/m³

DASY4 Configuration:

- Probe: ES3DV3 - SN3090; ConvF(4.54, 4.54, 4.54); Calibrated: 2018/4/3
- Sensor-Surface: 3mm (Mechanical Surface Detection)
- Electronics: DAE4 Sn662; Calibrated: 2018/5/11
- Phantom: SAM 2; Type: QD 000 P40 CB; Serial: TP-1376
- ; Postprocessing SW: SEMCAD, V1.8 Build 186

Test/Area Scan (61x81x1): Measurement grid: dx=12mm, dy=12mm

Maximum value of SAR (interpolated) = 1.43 mW/g

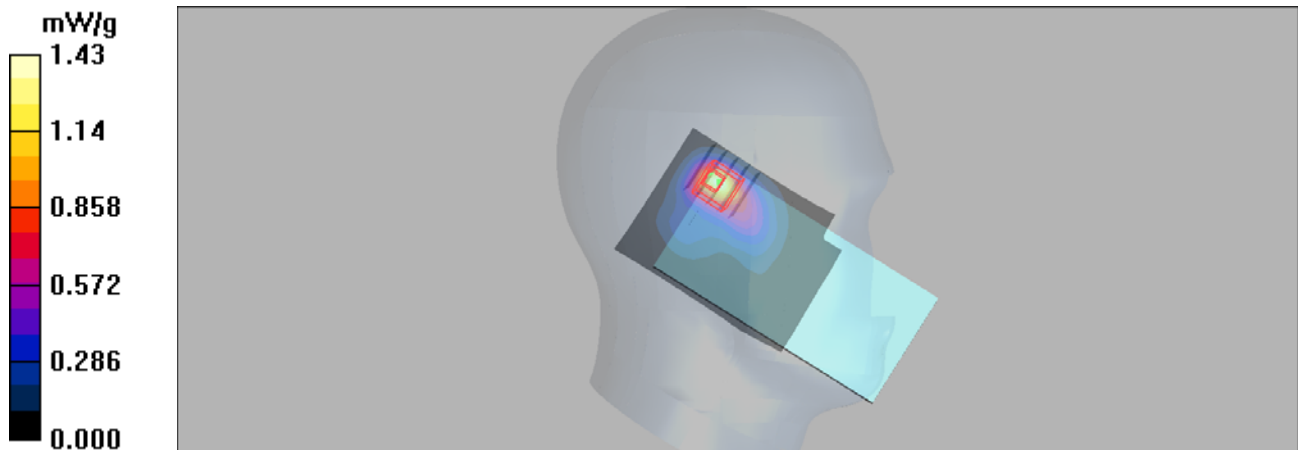
Test/Zoom Scan (5x5x7)/Cube 0: Measurement grid: dx=8mm, dy=8mm, dz=5mm

Reference Value = 12.7 V/m; Power Drift = 0.02 dB

Peak SAR (extrapolated) = 2.38 W/kg

SAR(1 g) = 1.08 mW/g; SAR(10 g) = 0.504 mW/g

Maximum value of SAR (measured) = 1.35 mW/g



P06_GSM850_GPRS11_Rear Face_128_10MM

DUT: EUT

Communication System: GPRS 850-3solt; Frequency: 824.2 MHz;Duty Cycle: 1:2.67

Medium: M850 Medium parameters used (interpolated): $f = 824.2$ MHz; $\sigma = 0.981$ mho/m; $\epsilon_r = 55.9$;

$\rho = 1000$ kg/m³

DASY4 Configuration:

- Probe: ES3DV3 - SN3090; ConvF(6.41, 6.41, 6.41); Calibrated: 2018/4/3
- Sensor-Surface: 3mm (Mechanical Surface Detection)
- Electronics: DAE4 Sn662; Calibrated: 2018/5/11
- Phantom: SAM 1; Type: QD 000 P40 CB; Serial: TP/1378
- ; Postprocessing SW: SEMCAD, V1.8 Build 186

Test/Area Scan (71x81x1): Measurement grid: dx=15mm, dy=15mm

Maximum value of SAR (interpolated) = 0.409 mW/g

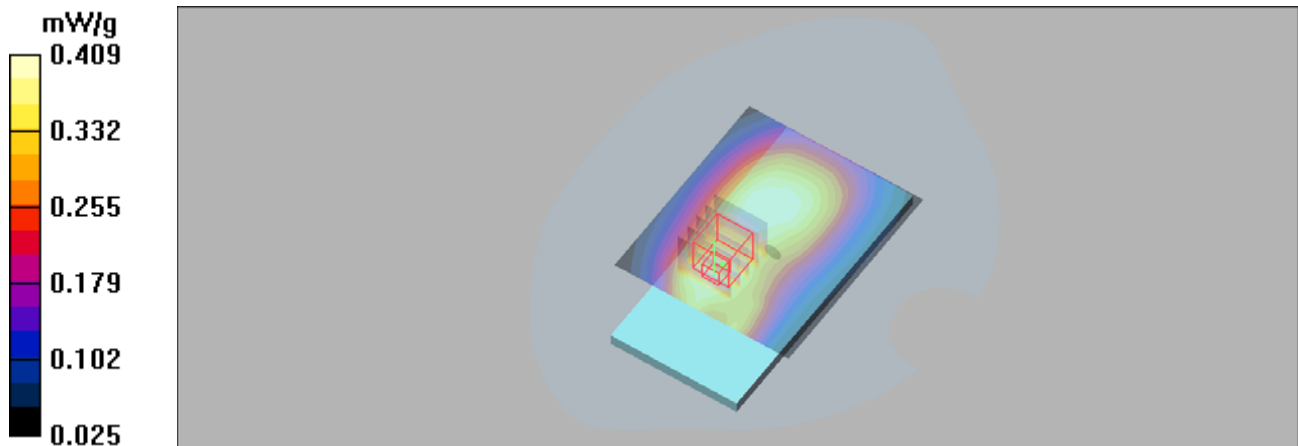
Test/Zoom Scan (5x5x7)/Cube 0: Measurement grid: dx=8mm, dy=8mm, dz=5mm

Reference Value = 19.6 V/m; Power Drift = -0.052 dB

Peak SAR (extrapolated) = 0.499 W/kg

SAR(1 g) = 0.369 mW/g; SAR(10 g) = 0.271 mW/g

Maximum value of SAR (measured) = 0.411 mW/g



P07_GSM1900_GPRS10_Bottom Side_512_10MM

DUT: EUT

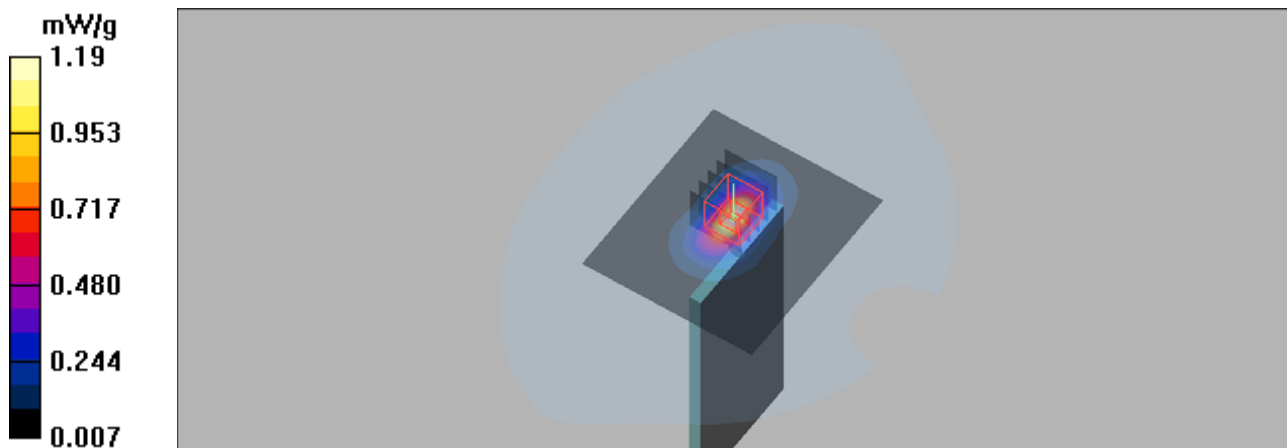
Communication System: GPRS1900-2slots; Frequency: 1850.2 MHz; Duty Cycle: 1:4
Medium: M1900 Medium parameters used (interpolated): $f = 1850.2 \text{ MHz}$; $\sigma = 1.49 \text{ mho/m}$; $\epsilon_r = 52.7$; $\rho = 1000 \text{ kg/m}^3$

DASY4 Configuration:

- Probe: ES3DV3 - SN3090; ConvF(4.48, 4.48, 4.48); Calibrated: 2018/4/3
- Sensor-Surface: 3mm (Mechanical Surface Detection)
- Electronics: DAE4 Sn662; Calibrated: 2018/5/11
- Phantom: SAM 2; Type: QD 000 P40 CB; Serial: TP-1376
- ; Postprocessing SW: SEMCAD, V1.8 Build 186

Test/Area Scan (71x81x1): Measurement grid: $dx=15\text{mm}$, $dy=15\text{mm}$
Maximum value of SAR (interpolated) = 1.19 mW/g

Test/Zoom Scan (5x5x7)/Cube 0: Measurement grid: $dx=8\text{mm}$, $dy=8\text{mm}$, $dz=5\text{mm}$
Reference Value = 23.7 V/m; Power Drift = 0.02 dB
Peak SAR (extrapolated) = 1.64 W/kg
SAR(1 g) = 0.955 mW/g; SAR(10 g) = 0.500 mW/g
Maximum value of SAR (measured) = 1.21 mW/g



P08_WCDMA II_RMC12.2K_Bottom Side_9400_10MM

DUT: EUT

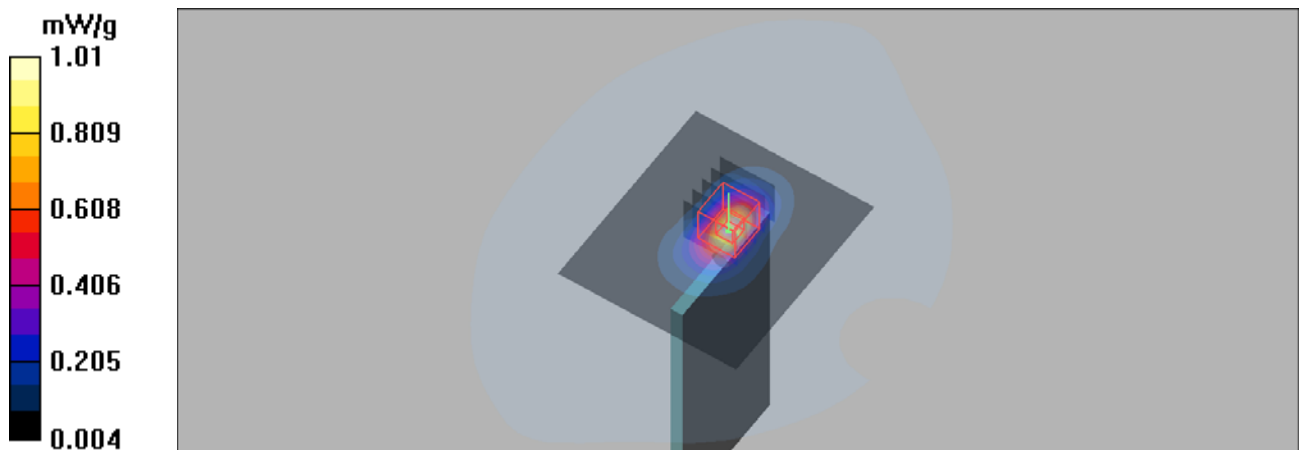
Communication System: WCDMA Band II; Frequency: 1880 MHz; Duty Cycle: 1:1
Medium: M1900 Medium parameters used: $f = 1880$ MHz; $\sigma = 1.53$ mho/m; $\epsilon_r = 52.5$; $\rho = 1000$ kg/m³

DASY4 Configuration:

- Probe: ES3DV3 - SN3090; ConvF(4.48, 4.48, 4.48); Calibrated: 2018/4/3
- Sensor-Surface: 3mm (Mechanical Surface Detection)
- Electronics: DAE4 Sn662; Calibrated: 2018/5/11
- Phantom: SAM 2; Type: QD 000 P40 CB; Serial: TP-1376
- ; Postprocessing SW: SEMCAD, V1.8 Build 186

Test/Area Scan (71x81x1): Measurement grid: dx=15mm, dy=15mm
Maximum value of SAR (interpolated) = 1.01 mW/g

Test/Zoom Scan (5x5x7)/Cube 0: Measurement grid: dx=8mm, dy=8mm, dz=5mm
Reference Value = 24.6 V/m; Power Drift = 0.013 dB
Peak SAR (extrapolated) = 1.47 W/kg
SAR(1 g) = 0.851 mW/g; SAR(10 g) = 0.447 mW/g
Maximum value of SAR (measured) = 1.08 mW/g



P09_WCDMA IV_RMC12.2K_Bottom Side_1413_10MM

DUT: EUT

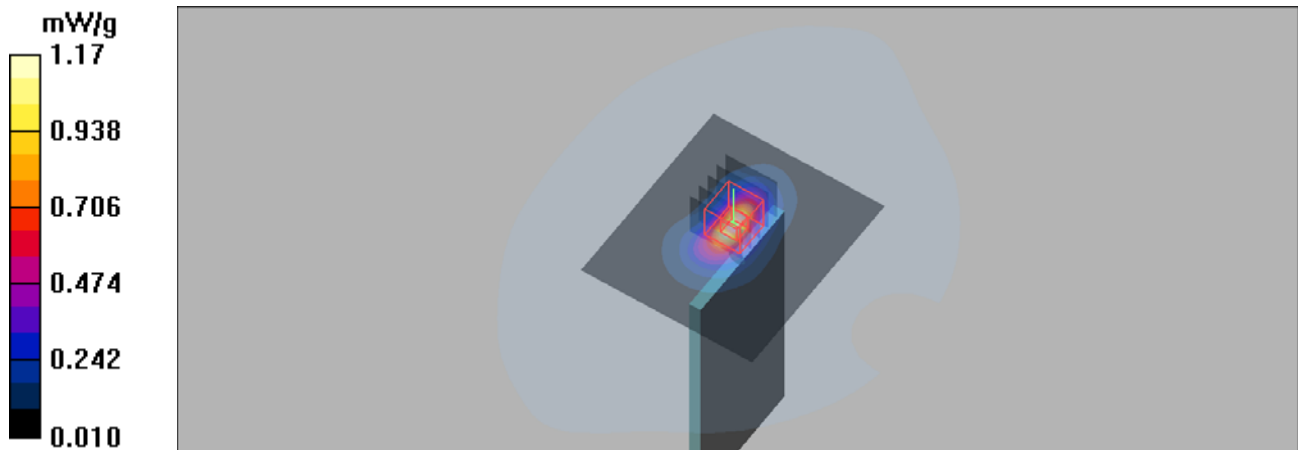
Communication System: WCDMA Band IV; Frequency: 1732.6 MHz; Duty Cycle: 1:1
Medium: M1750 Medium parameters used: $f = 1733$ MHz; $\sigma = 1.44$ mho/m; $\epsilon_r = 54.6$; $\rho = 1000$ kg/m³

DASY4 Configuration:

- Probe: ES3DV3 - SN3090; ConvF(4.95, 4.95, 4.95); Calibrated: 2018/4/3
- Sensor-Surface: 3mm (Mechanical Surface Detection)
- Electronics: DAE4 Sn662; Calibrated: 2018/5/11
- Phantom: SAM 2; Type: QD 000 P40 CB; Serial: TP-1376
- ; Postprocessing SW: SEMCAD, V1.8 Build 186

Test/Area Scan (71x81x1): Measurement grid: dx=15mm, dy=15mm
Maximum value of SAR (interpolated) = 1.17 mW/g

Test/Zoom Scan (5x5x7)/Cube 0: Measurement grid: dx=8mm, dy=8mm, dz=5mm
Reference Value = 25.2 V/m; Power Drift = 0.02 dB
Peak SAR (extrapolated) = 1.63 W/kg
SAR(1 g) = 0.973 mW/g; SAR(10 g) = 0.520 mW/g
Maximum value of SAR (measured) = 1.22 mW/g



P10_WCDMA V_RMC12.2K_Rear Face_4132_10MM

DUT: EUT

Communication System: WCDMA Band V; Frequency: 826.4 MHz; Duty Cycle: 1:1

Medium: M850 Medium parameters used (interpolated): $f = 826.4$ MHz; $\sigma = 0.983$ mho/m; $\epsilon_r = 55.9$;

$\rho = 1000$ kg/m³

DASY4 Configuration:

- Probe: ES3DV3 - SN3090; ConvF(6.41, 6.41, 6.41); Calibrated: 2018/4/3
- Sensor-Surface: 3mm (Mechanical Surface Detection)
- Electronics: DAE4 Sn662; Calibrated: 2018/5/11
- Phantom: SAM 1; Type: QD 000 P40 CB; Serial: TP/1378
- ; Postprocessing SW: SEMCAD, V1.8 Build 186

Test/Area Scan (71x81x1): Measurement grid: dx=15mm, dy=15mm

Maximum value of SAR (interpolated) = 0.232 mW/g

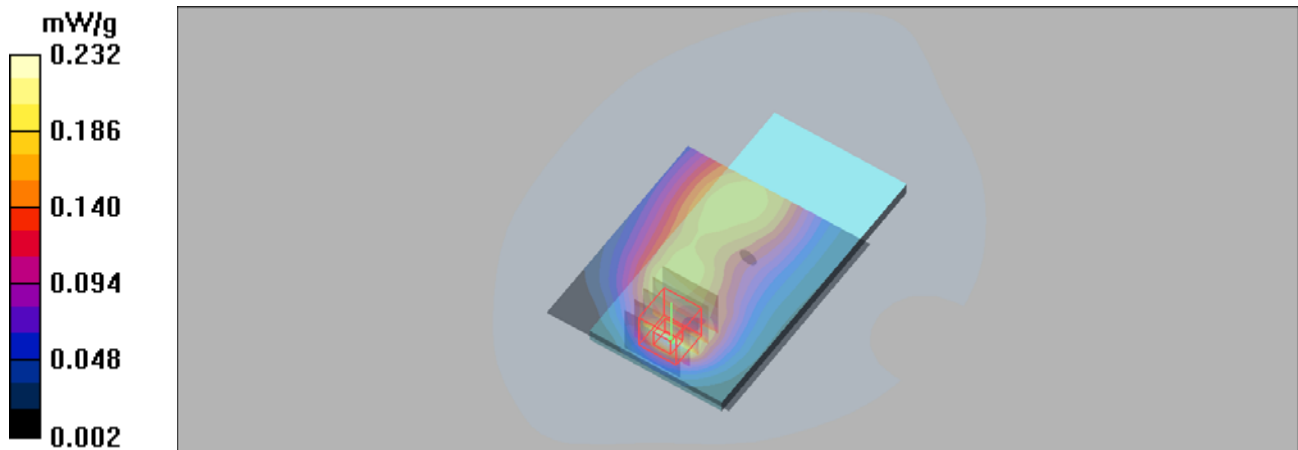
Test/Zoom Scan (5x5x7)/Cube 0: Measurement grid: dx=8mm, dy=8mm, dz=5mm

Reference Value = 12.4 V/m; Power Drift = 0.040 dB

Peak SAR (extrapolated) = 0.330 W/kg

SAR(1 g) = 0.186 mW/g; SAR(10 g) = 0.105 mW/g

Maximum value of SAR (measured) = 0.235 mW/g



P14_802.11b_Rear Face_1_10MM

DUT: EUT

Communication System: Wlan 802.11b; Frequency: 2412 MHz; Duty Cycle: 1:1

Medium: M2450 Medium parameters used: $f = 2412$ MHz; $\sigma = 1.96$ mho/m; $\epsilon_r = 53$; $\rho = 1000$ kg/m³

DASY4 Configuration:

- Probe: ES3DV3 - SN3090; ConvF(4.43, 4.43, 4.43); Calibrated: 2018/4/3
- Sensor-Surface: 3mm (Mechanical Surface Detection)
- Electronics: DAE4 Sn662; Calibrated: 2018/5/11
- Phantom: Triple Flat Phantom 5.1C; Type: QD 000 P51 CA; Serial: 1125
- ; Postprocessing SW: SEMCAD, V1.8 Build 186

Test/Area Scan (71x81x1): Measurement grid: dx=12mm, dy=12mm

Maximum value of SAR (interpolated) = 0.221 mW/g

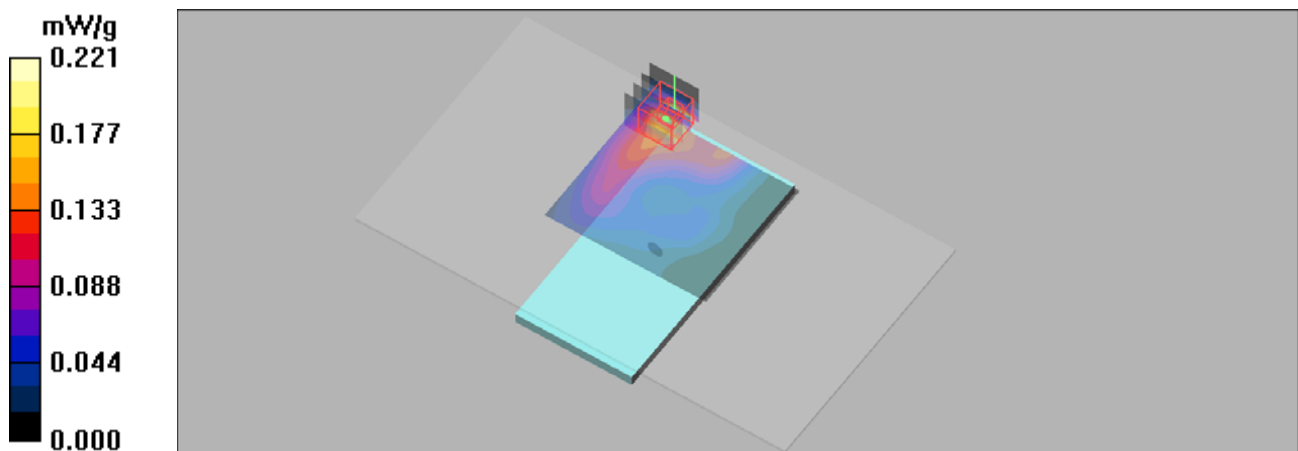
Test/Zoom Scan (5x5x7)/Cube 0: Measurement grid: dx=8mm, dy=8mm, dz=5mm

Reference Value = 5.14 V/m; Power Drift = 0.027 dB

Peak SAR (extrapolated) = 0.377 W/kg

SAR(1 g) = 0.188 mW/g; SAR(10 g) = 0.092 mW/g

Maximum value of SAR (measured) = 0.240 mW/g



P11_GSM1900_GPRS10_Rear Face_810_10MM

DUT: EUT


Communication System: GPRS1900-2slots; Frequency: 1909.8 MHz; Duty Cycle: 1:4
 Medium: M1900 Medium parameters used: $f = 1910$ MHz; $\sigma = 1.56$ mho/m; $\epsilon_r = 52.4$; $\rho = 1000$ kg/m³

DASY4 Configuration:

- Probe: ES3DV3 - SN3090; ConvF(4.48, 4.48, 4.48); Calibrated: 2018/4/3
- Sensor-Surface: 3mm (Mechanical Surface Detection)
- Electronics: DAE4 Sn662; Calibrated: 2018/5/11
- Phantom: SAM 2; Type: QD 000 P40 CB; Serial: TP-1376
- ; Postprocessing SW: SEMCAD, V1.8 Build 186

Test/Area Scan (71x81x1): Measurement grid: dx=15mm, dy=15mm
 Maximum value of SAR (interpolated) = 0.672 mW/g

Test/Zoom Scan (5x5x7)/Cube 0: Measurement grid: dx=8mm, dy=8mm, dz=5mm
 Reference Value = 4.94 V/m; Power Drift = 0.146 dB
 Peak SAR (extrapolated) = 0.871 W/kg
SAR(1 g) = 0.524 mW/g; SAR(10 g) = 0.289 mW/g
 Maximum value of SAR (measured) = 0.658 mW/g



P12_WCDMA II_RMC12.2K_Rear Face_9262_10MM

DUT: EUT

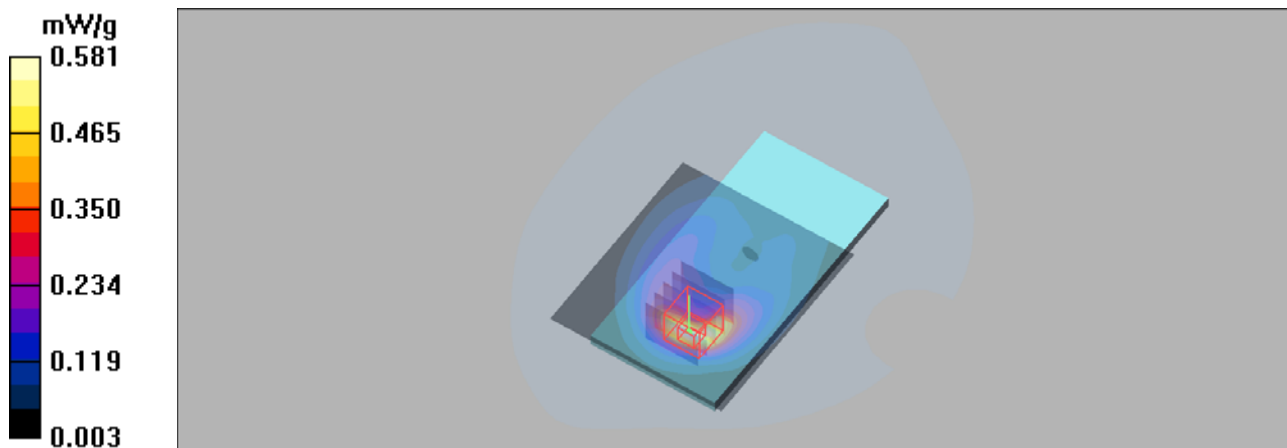
Communication System: WCDMA Band II; Frequency: 1852.4 MHz; Duty Cycle: 1:1
Medium: M1900 Medium parameters used (interpolated): $f = 1852.4$ MHz; $\sigma = 1.5$ mho/m; $\epsilon_r = 52.6$;
 $\rho = 1000$ kg/m³

DASY4 Configuration:

- Probe: ES3DV3 - SN3090; ConvF(4.48, 4.48, 4.48); Calibrated: 2018/4/3
- Sensor-Surface: 3mm (Mechanical Surface Detection)
- Electronics: DAE4 Sn662; Calibrated: 2018/5/11
- Phantom: SAM 2; Type: QD 000 P40 CB; Serial: TP-1376
- ; Postprocessing SW: SEMCAD, V1.8 Build 186

Test/Area Scan (71x81x1): Measurement grid: dx=15mm, dy=15mm
Maximum value of SAR (interpolated) = 0.581 mW/g

Test/Zoom Scan (5x5x7)/Cube 0: Measurement grid: dx=8mm, dy=8mm, dz=5mm
Reference Value = 7.57 V/m; Power Drift = 0.044 dB
Peak SAR (extrapolated) = 0.779 W/kg
SAR(1 g) = 0.476 mW/g; SAR(10 g) = 0.267 mW/g
Maximum value of SAR (measured) = 0.588 mW/g



P13_WCDMA IV_RMC12.2K_Rear Face_1312_10MM

DUT: EUT

Communication System: WCDMA Band IV; Frequency: 1712.4 MHz; Duty Cycle: 1:1
Medium: M1750 Medium parameters used (interpolated): $f = 1712.4 \text{ MHz}$; $\sigma = 1.42 \text{ mho/m}$; $\epsilon_r = 54.7$; $\rho = 1000 \text{ kg/m}^3$

DASY4 Configuration:

- Probe: ES3DV3 - SN3090; ConvF(4.95, 4.95, 4.95); Calibrated: 2018/4/3
- Sensor-Surface: 3mm (Mechanical Surface Detection)
- Electronics: DAE4 Sn662; Calibrated: 2018/5/11
- Phantom: SAM 2; Type: QD 000 P40 CB; Serial: TP-1376
- ; Postprocessing SW: SEMCAD, V1.8 Build 186

Test/Area Scan (71x81x1): Measurement grid: $dx=15\text{mm}$, $dy=15\text{mm}$
Maximum value of SAR (interpolated) = 0.627 mW/g

Test/Zoom Scan (5x5x7)/Cube 0: Measurement grid: $dx=8\text{mm}$, $dy=8\text{mm}$, $dz=5\text{mm}$
Reference Value = 8.37 V/m; Power Drift = -0.039 dB
Peak SAR (extrapolated) = 0.932 W/kg
SAR(1 g) = 0.582 mW/g; SAR(10 g) = 0.338 mW/g
Maximum value of SAR (measured) = 0.669 mW/g

