

### A.6 LTE BAND 25

#### Peak to Average Ratio

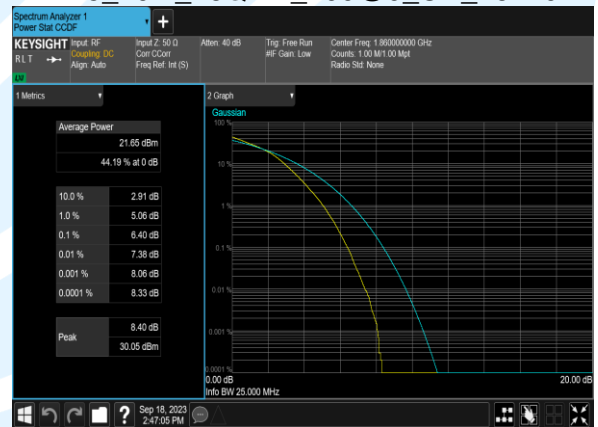
Band	Bandwidth (MHz)	Channel	Freq (MHz)	Modulation	RB	Result (dB)	Limit (dB)	Verdict
25	20.0	26140	1860.0	QPSK	100@0	5.62	13	PASS
25	20.0	26140	1860.0	16QAM	100@0	6.40	13	PASS
25	20.0	26365	1882.5	QPSK	100@0	5.65	13	PASS
25	20.0	26365	1882.5	16QAM	100@0	6.35	13	PASS
25	20.0	26590	1905.0	QPSK	100@0	5.50	13	PASS
25	20.0	26590	1905.0	16QAM	100@0	6.29	13	PASS
25	15.0	26115	1857.5	QPSK	75@0	5.40	13	PASS
25	15.0	26115	1857.5	16QAM	75@0	6.17	13	PASS
25	15.0	26365	1882.5	QPSK	75@0	5.43	13	PASS
25	15.0	26365	1882.5	16QAM	75@0	6.18	13	PASS
25	15.0	26615	1907.5	QPSK	75@0	5.38	13	PASS
25	15.0	26615	1907.5	16QAM	75@0	6.18	13	PASS
25	10.0	26090	1855.0	QPSK	50@0	5.45	13	PASS
25	10.0	26090	1855.0	16QAM	50@0	6.21	13	PASS
25	10.0	26365	1882.5	QPSK	50@0	5.65	13	PASS
25	10.0	26365	1882.5	16QAM	50@0	6.33	13	PASS
25	10.0	26640	1910.0	QPSK	50@0	5.59	13	PASS
25	10.0	26640	1910.0	16QAM	50@0	6.26	13	PASS
25	5.0	26065	1852.5	QPSK	25@0	5.38	13	PASS
25	5.0	26065	1852.5	16QAM	25@0	6.11	13	PASS
25	5.0	26365	1882.5	QPSK	25@0	5.64	13	PASS
25	5.0	26365	1882.5	16QAM	25@0	6.33	13	PASS
25	5.0	26665	1912.5	QPSK	25@0	5.58	13	PASS
25	5.0	26665	1912.5	16QAM	25@0	6.27	13	PASS
25	3.0	26055	1851.5	QPSK	15@0	5.34	13	PASS
25	3.0	26055	1851.5	16QAM	15@0	6.09	13	PASS
25	3.0	26365	1882.5	QPSK	15@0	5.60	13	PASS
25	3.0	26365	1882.5	16QAM	15@0	6.31	13	PASS
25	3.0	26675	1913.5	QPSK	15@0	5.39	13	PASS
25	3.0	26675	1913.5	16QAM	15@0	6.19	13	PASS
25	1.4	26047	1850.7	QPSK	6@0	5.18	13	PASS
25	1.4	26047	1850.7	16QAM	6@0	5.99	13	PASS
25	1.4	26365	1882.5	QPSK	6@0	5.51	13	PASS
25	1.4	26365	1882.5	16QAM	6@0	6.30	13	PASS
25	1.4	26683	1914.3	QPSK	6@0	5.29	13	PASS
25	1.4	26683	1914.3	16QAM	6@0	6.12	13	PASS

#### Test Graphs

B25\_20M\_QPSK\_100@0\_CH\_26140



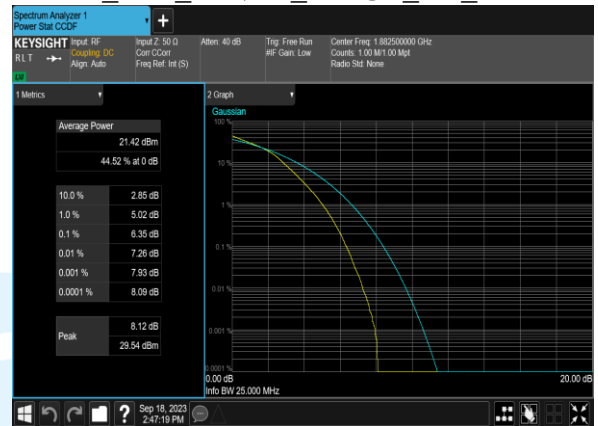
B25\_20M\_16QAM\_100@0\_CH\_26140



B25\_20M\_QPSK\_100@0\_CH\_26365



B25\_20M\_16QAM\_100@0\_CH\_26365



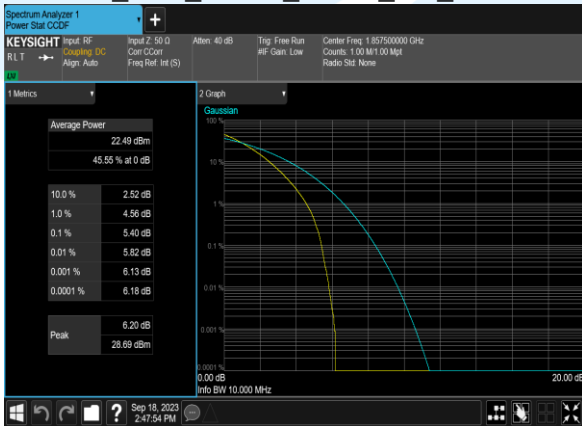
B25\_20M\_QPSK\_100@0\_CH\_26590



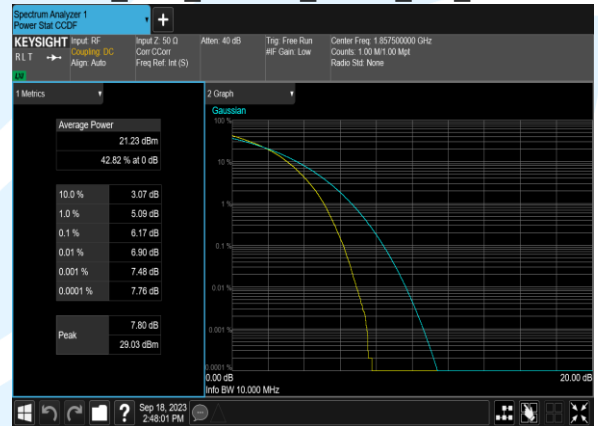
B25\_20M\_16QAM\_100@0\_CH\_26590



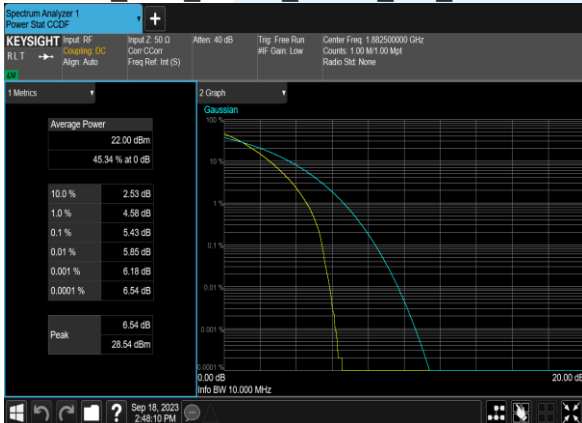
B25\_15M\_QPSK\_75@0\_CH\_26115



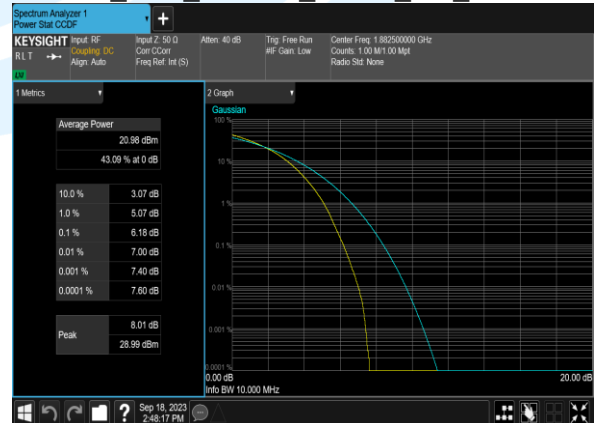
B25\_15M\_16QAM\_75@0\_CH\_26115



B25\_15M\_QPSK\_75@0\_CH\_26365



B25\_15M\_16QAM\_75@0\_CH\_26365



B25\_15M\_QPSK\_75@0\_CH\_26615



B25\_15M\_16QAM\_75@0\_CH\_26615



B25\_10M\_QPSK\_50@0\_CH\_26090



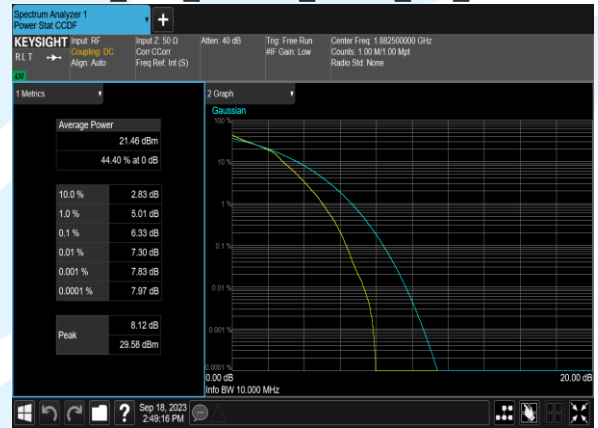
B25\_10M\_16QAM\_50@0\_CH\_26090



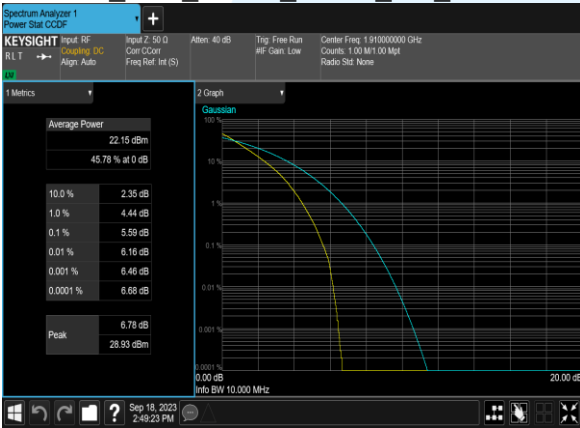
B25\_10M\_QPSK\_50@0\_CH\_26365



B25\_10M\_16QAM\_50@0\_CH\_26365



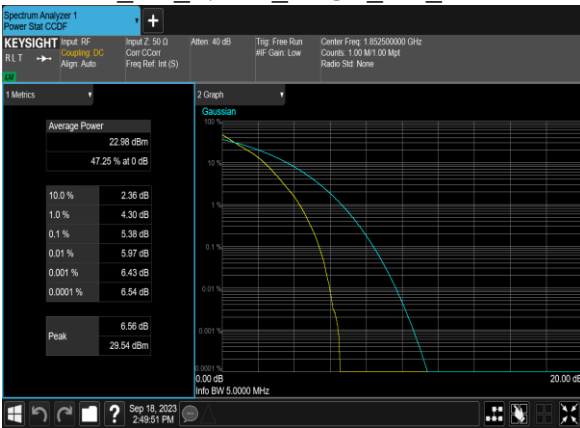
B25\_10M\_QPSK\_50@0\_CH\_26640



B25\_10M\_16QAM\_50@0\_CH\_26640



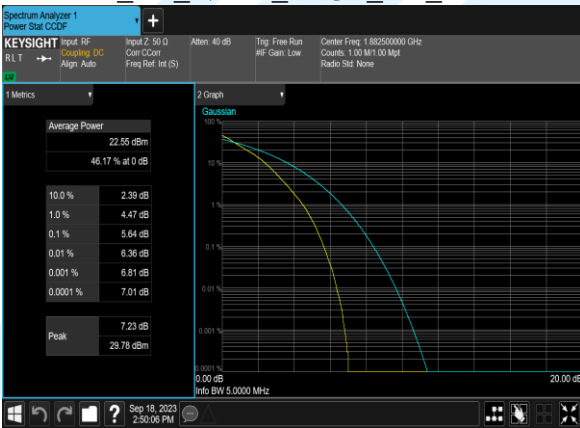
B25\_5M\_QPSK\_25@0\_CH\_26065



B25\_5M\_16QAM\_25@0\_CH\_26065



B25\_5M\_QPSK\_25@0\_CH\_26365



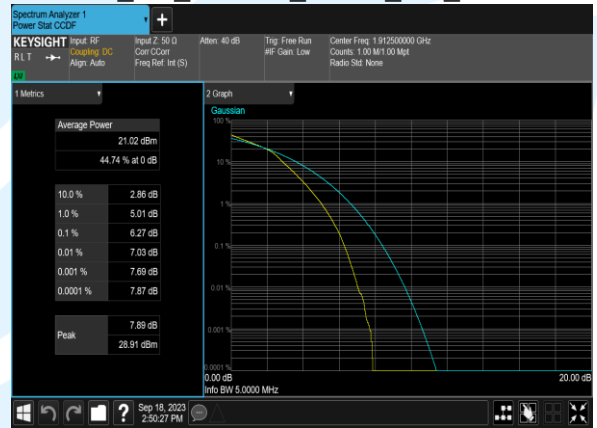
B25\_5M\_16QAM\_25@0\_CH\_26365



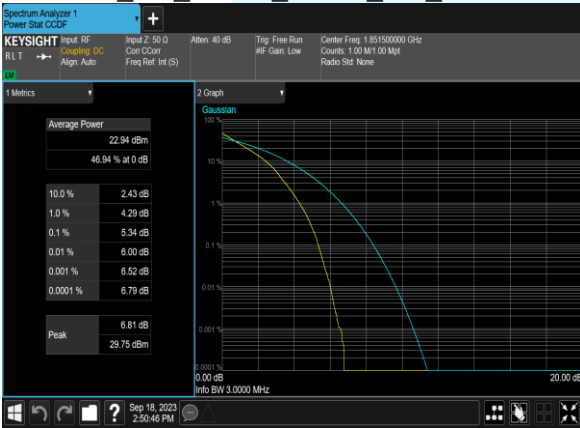
B25\_5M\_QPSK\_25@0\_CH\_26665



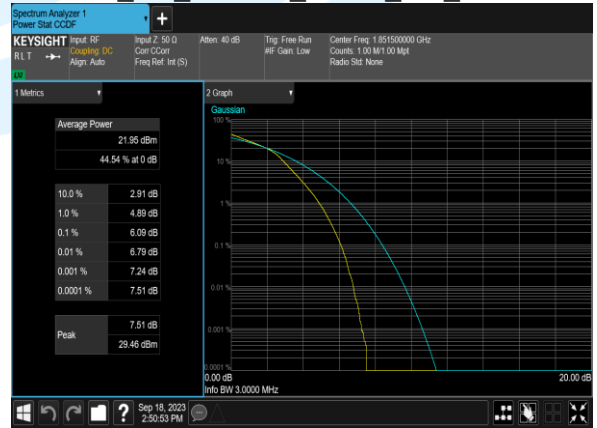
B25\_5M\_16QAM\_25@0\_CH\_26665



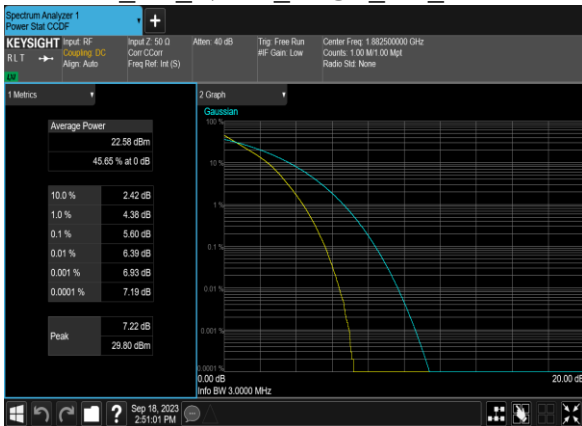
B25\_3M\_QPSK\_15@0\_CH\_26055



B25\_3M\_16QAM\_15@0\_CH\_26055



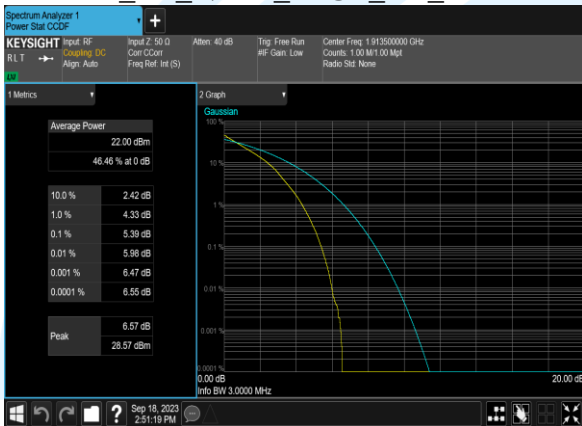
B25\_3M\_QPSK\_15@0\_CH\_26365



B25\_3M\_16QAM\_15@0\_CH\_26365



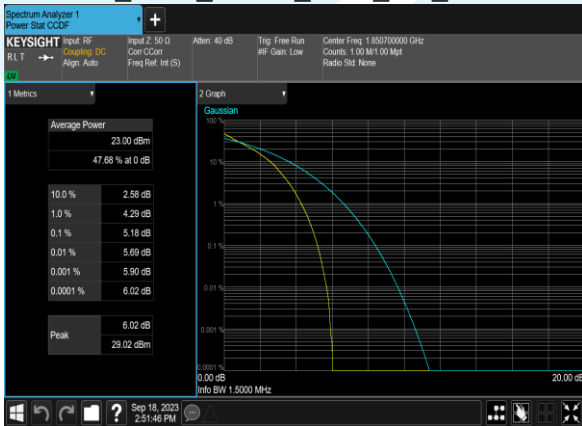
B25\_3M\_QPSK\_15@0\_CH\_26675



B25\_3M\_16QAM\_15@0\_CH\_26675



B25\_1.4M\_QPSK\_6@0\_CH\_26047



B25\_1.4M\_16QAM\_6@0\_CH\_26047



B25\_1.4M\_QPSK\_6@0\_CH\_26365



B25\_1.4M\_16QAM\_6@0\_CH\_26365



B25\_1.4M\_QPSK\_6@0\_CH\_26683



B25\_1.4M\_16QAM\_6@0\_CH\_26683



**Shenzhen UnionTrust Quality and Technology Co., Ltd.**

Address: Unit D/E of 9/F and 16/F, Block A, Building 6, Baoneng science and technology park, Longhua district, Shenzhen, China

Tel: +86-755-28230888

Fax: +86-755-28230886

E-mail: info@uttlab.com

<http://www.uttlab.com>

UTTR-RF-FCC4G-V1.1

## Occupied Bandwidth

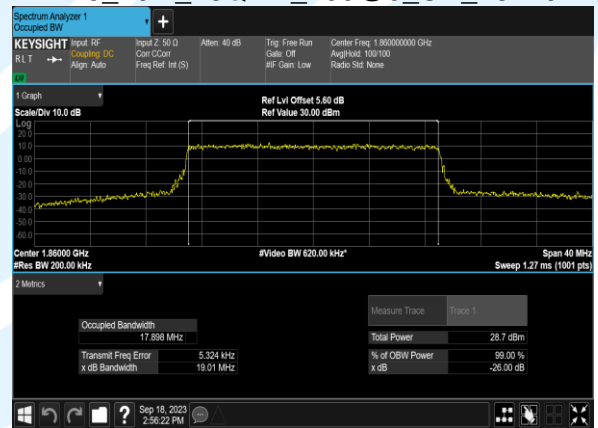
Band	Bandwidth (MHz)	Channel	Freq (MHz)	Modulation	RB	OBW (MHz)	26dB BW (MHz)
25	20.0	26140	1860.0	QPSK	100@0	17.866	19.25
25	20.0	26140	1860.0	16QAM	100@0	17.898	19.01
25	20.0	26365	1882.5	QPSK	100@0	17.884	19.24
25	20.0	26365	1882.5	16QAM	100@0	17.854	18.92
25	20.0	26590	1905.0	QPSK	100@0	17.820	18.98
25	20.0	26590	1905.0	16QAM	100@0	17.826	18.97
25	15.0	26115	1857.5	QPSK	75@0	13.421	14.40
25	15.0	26115	1857.5	16QAM	75@0	13.421	14.28
25	15.0	26365	1882.5	QPSK	75@0	13.415	14.65
25	15.0	26365	1882.5	16QAM	75@0	13.427	14.42
25	15.0	26615	1907.5	QPSK	75@0	13.427	14.30
25	15.0	26615	1907.5	16QAM	75@0	13.435	14.34
25	10.0	26090	1855.0	QPSK	50@0	8.9269	9.659
25	10.0	26090	1855.0	16QAM	50@0	8.9432	9.686
25	10.0	26365	1882.5	QPSK	50@0	8.9598	9.724
25	10.0	26365	1882.5	16QAM	50@0	8.9489	9.612
25	10.0	26640	1910.0	QPSK	50@0	8.9496	9.661
25	10.0	26640	1910.0	16QAM	50@0	8.9389	9.629
25	5.0	26065	1852.5	QPSK	25@0	4.4539	4.866
25	5.0	26065	1852.5	16QAM	25@0	4.4636	4.956
25	5.0	26365	1882.5	QPSK	25@0	4.4683	4.932
25	5.0	26365	1882.5	16QAM	25@0	4.4633	4.965
25	5.0	26665	1912.5	QPSK	25@0	4.4804	4.990
25	5.0	26665	1912.5	16QAM	25@0	4.4665	4.966
25	3.0	26055	1851.5	QPSK	15@0	2.6762	2.832
25	3.0	26055	1851.5	16QAM	15@0	2.6739	2.843
25	3.0	26365	1882.5	QPSK	15@0	2.6746	2.874
25	3.0	26365	1882.5	16QAM	15@0	2.6702	2.841
25	3.0	26675	1913.5	QPSK	15@0	2.6762	2.863
25	3.0	26675	1913.5	16QAM	15@0	2.6749	2.832
25	1.4	26047	1850.7	QPSK	6@0	1.0750	1.237
25	1.4	26047	1850.7	16QAM	6@0	1.0747	1.235
25	1.4	26365	1882.5	QPSK	6@0	1.0759	1.228
25	1.4	26365	1882.5	16QAM	6@0	1.0795	1.245
25	1.4	26683	1914.3	QPSK	6@0	1.0769	1.279
25	1.4	26683	1914.3	16QAM	6@0	1.0742	1.225

## Test Graphs

B25\_20M\_QPSK\_100@0\_CH\_26140

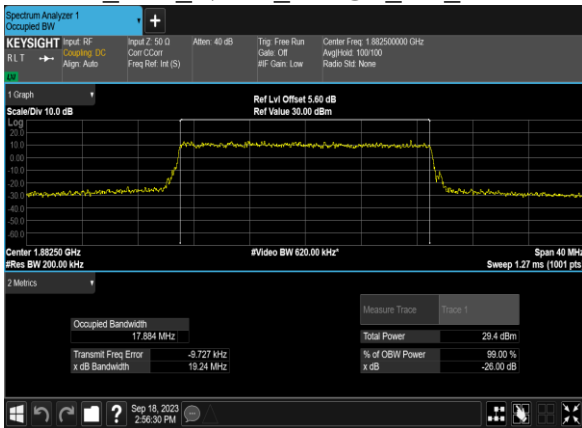


B25\_20M\_16QAM\_100@0\_CH\_26140

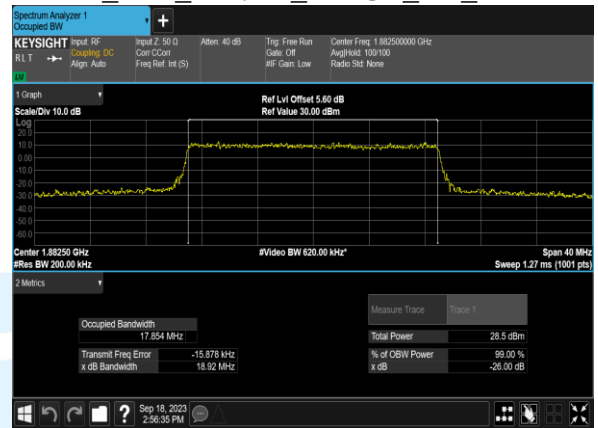




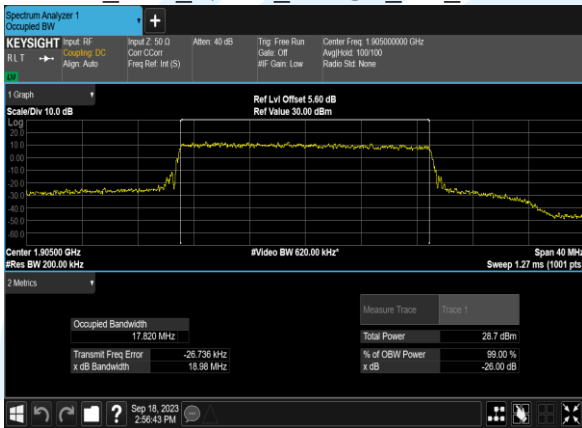
B25\_20M\_QPSK\_100@0\_CH\_26365



B25\_20M\_16QAM\_100@0\_CH\_26365



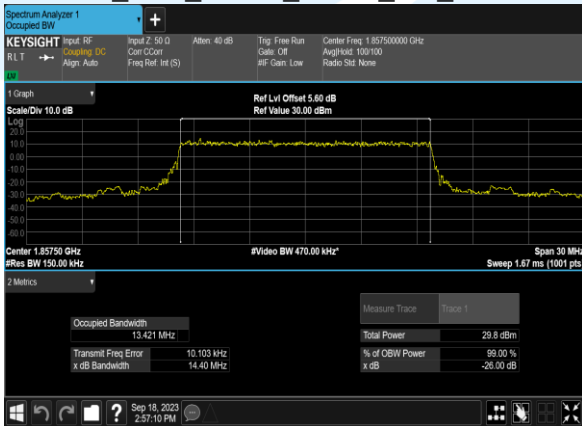
B25\_20M\_QPSK\_100@0\_CH\_26590



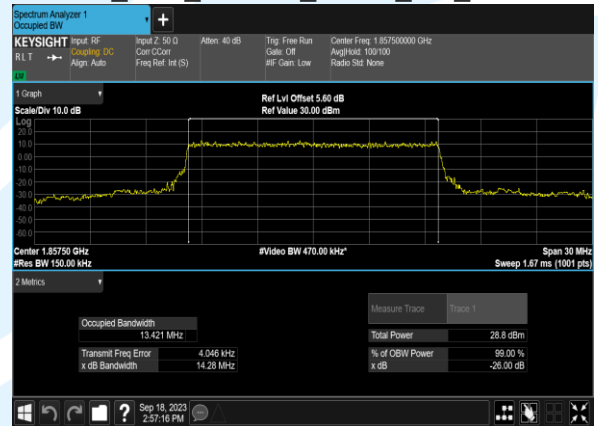
B25\_20M\_16QAM\_100@0\_CH\_26590



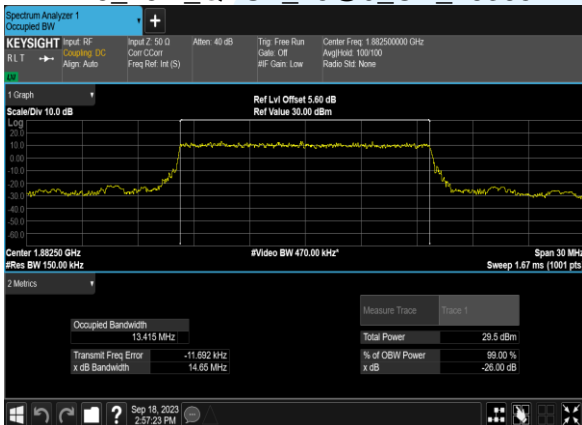
B25\_15M\_QPSK\_75@0\_CH\_26115



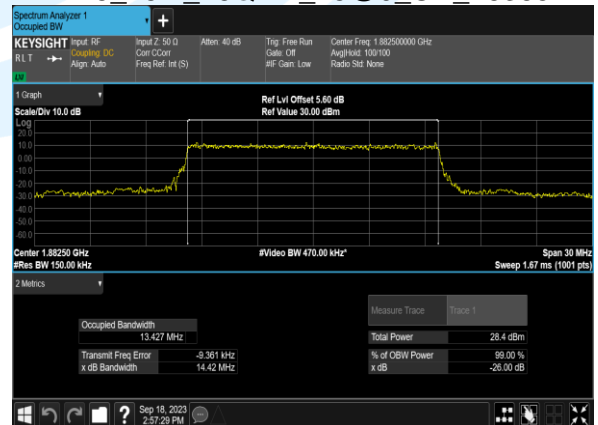
B25\_15M\_16QAM\_75@0\_CH\_26115



B25\_15M\_QPSK\_75@0\_CH\_26365

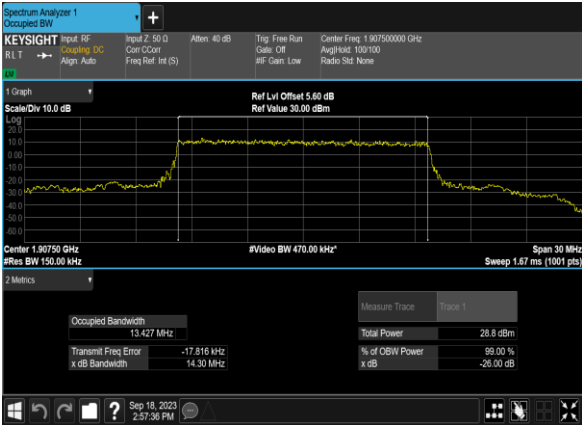


B25\_15M\_16QAM\_75@0\_CH\_26365

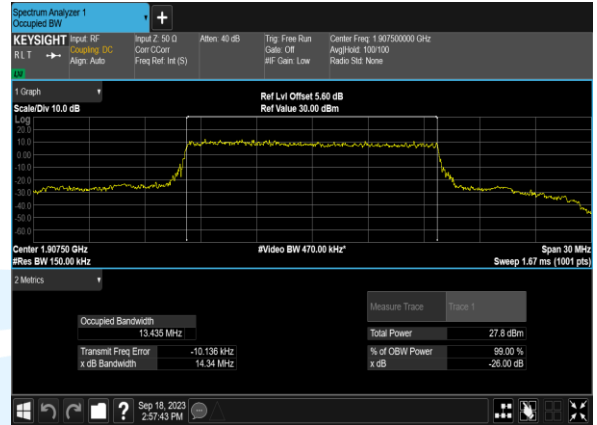




B25\_15M\_QPSK\_75@0\_CH\_26615



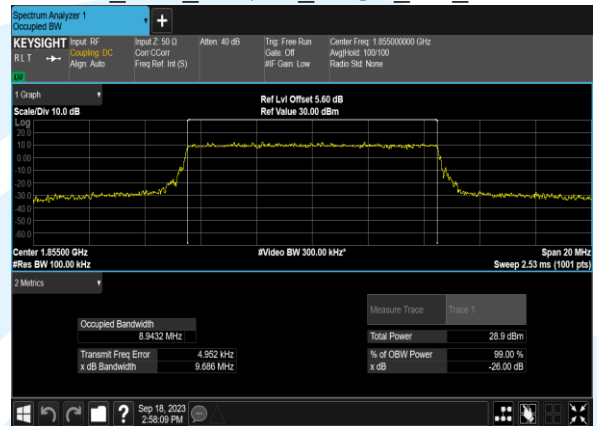
B25\_15M\_16QAM\_75@0\_CH\_26615



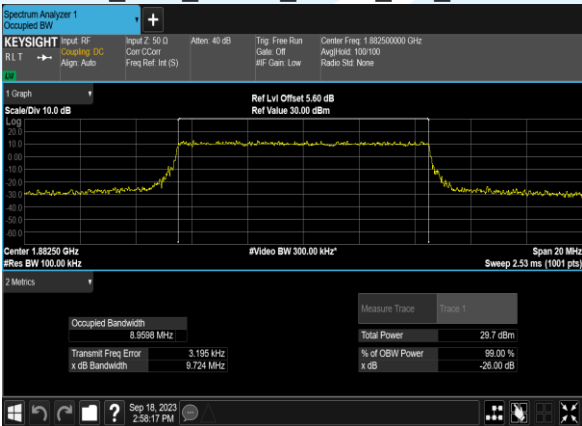
B25\_10M\_QPSK\_50@0\_CH\_26090



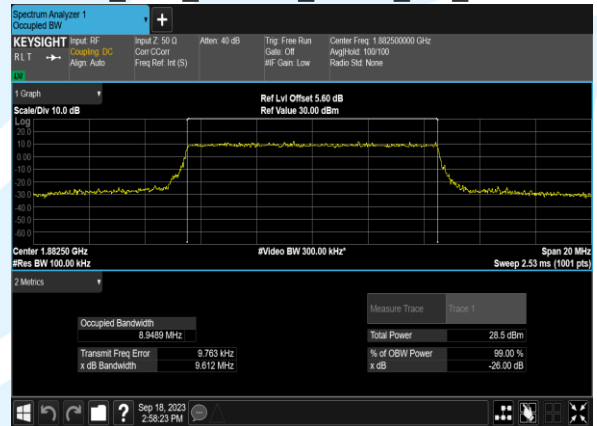
B25\_10M\_16QAM\_50@0\_CH\_26090



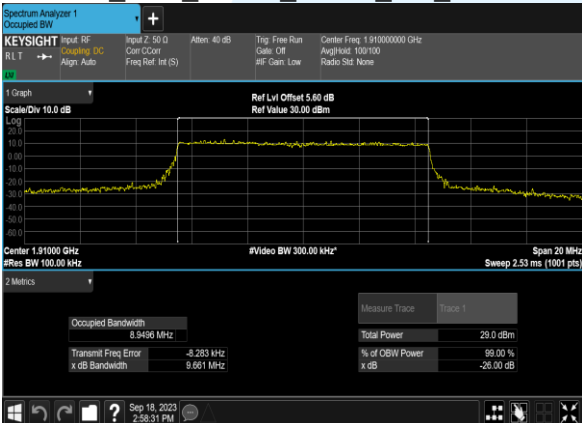
B25\_10M\_QPSK\_50@0\_CH\_26365



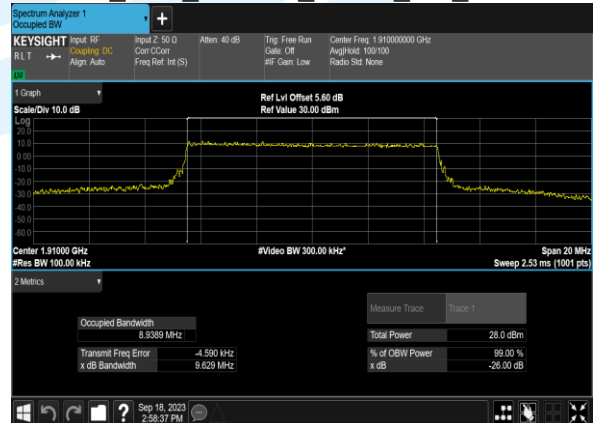
B25\_10M\_16QAM\_50@0\_CH\_26365



B25\_10M\_QPSK\_50@0\_CH\_26640



B25\_10M\_16QAM\_50@0\_CH\_26640



## Shenzhen UnionTrust Quality and Technology Co., Ltd.

Address: Unit D/E of 9/F and 16/F, Block A, Building 6, Baoneng science and technology park, Longhua district, Shenzhen, China

Tel: +86-755-28230888

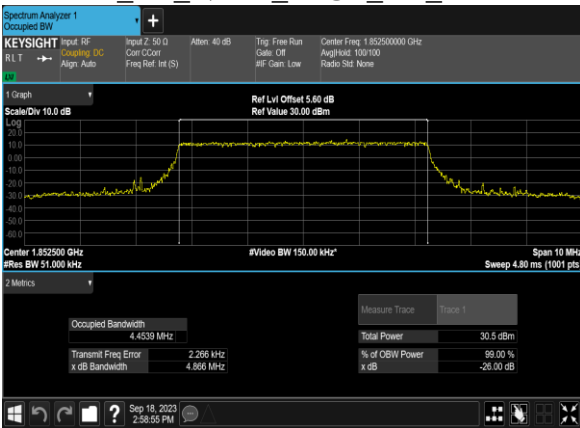
Fax: +86-755-28230886

E-mail: info@uttlab.com

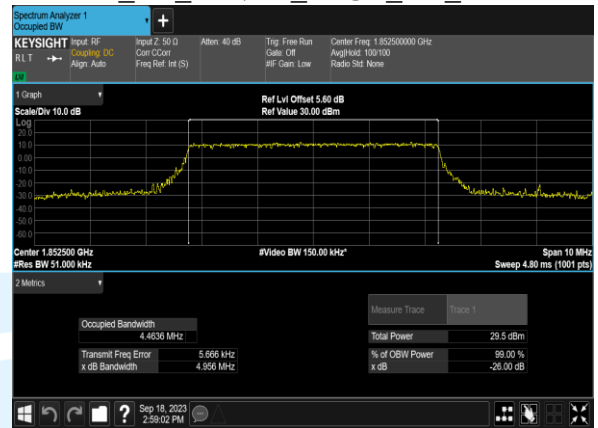
<http://www.uttlab.com>

UTTR-RF-FCC4G-V1.1

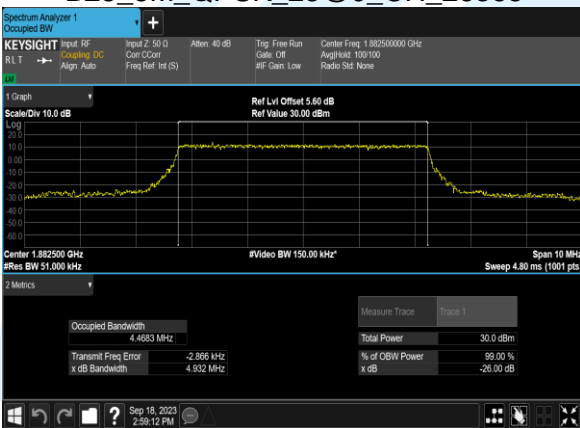
B25\_5M\_QPSK\_25@0\_CH\_26065



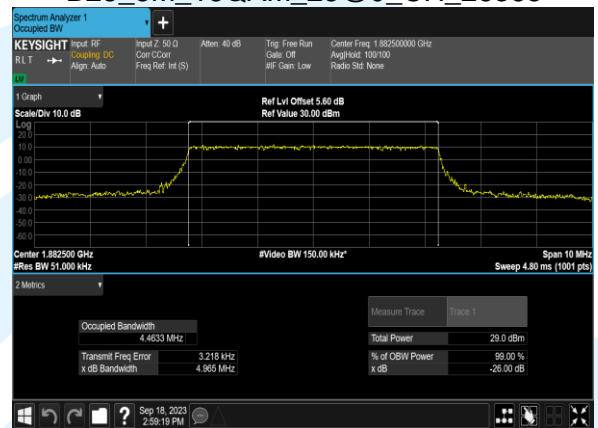
B25\_5M\_16QAM\_25@0\_CH\_26065



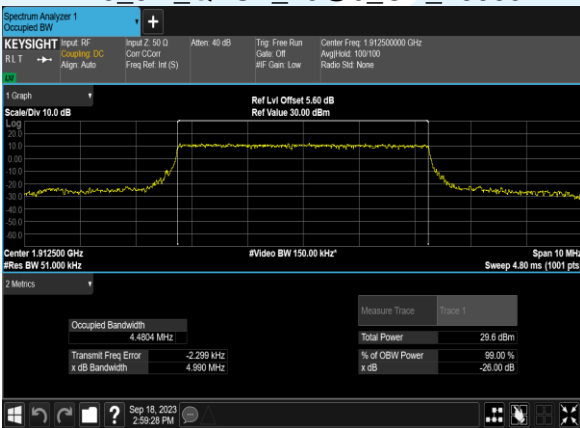
B25\_5M\_QPSK\_25@0\_CH\_26365



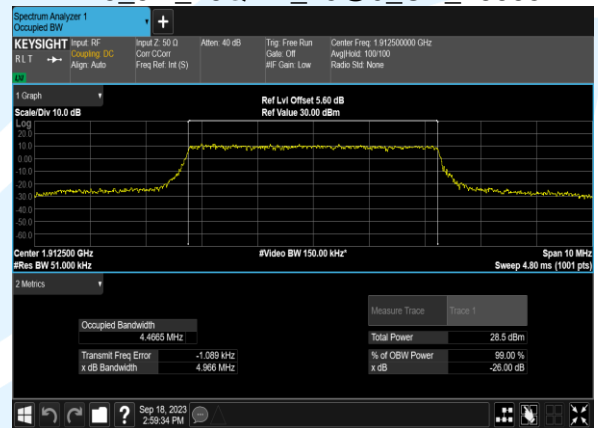
B25\_5M\_16QAM\_25@0\_CH\_26365



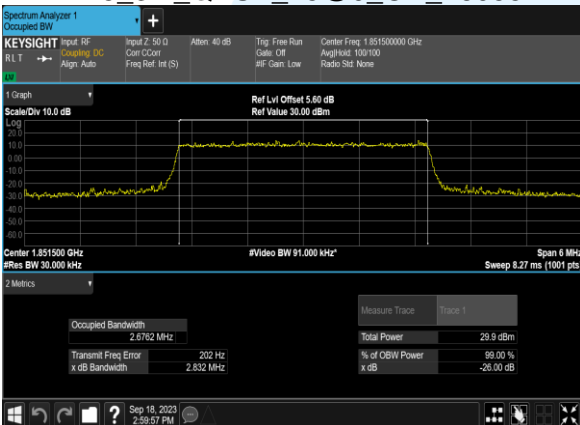
B25\_5M\_QPSK\_25@0\_CH\_26665



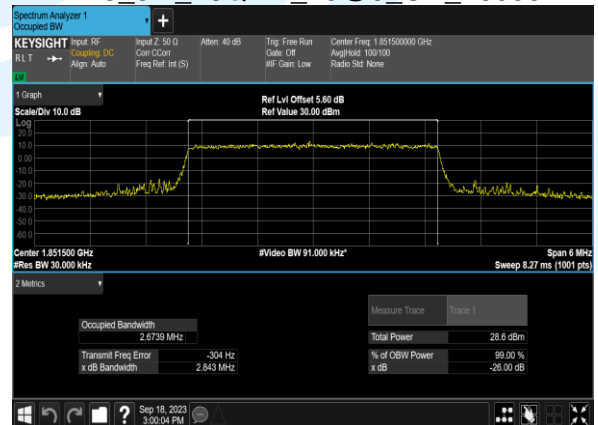
B25\_5M\_16QAM\_25@0\_CH\_26665



B25\_3M\_QPSK\_15@0\_CH\_26055



B25\_3M\_16QAM\_15@0\_CH\_26055



B25\_3M\_QPSK\_15@0\_CH\_26365



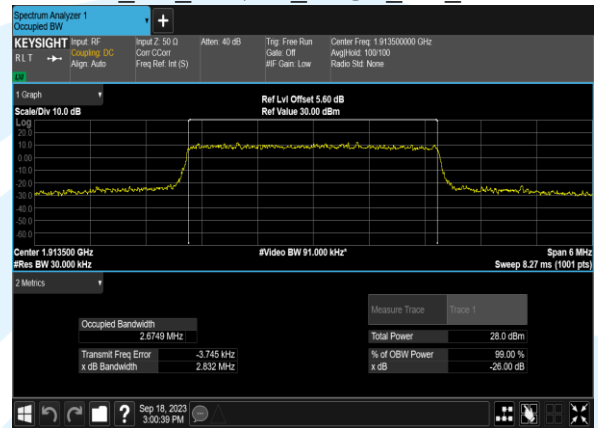
B25\_3M\_16QAM\_15@0\_CH\_26365



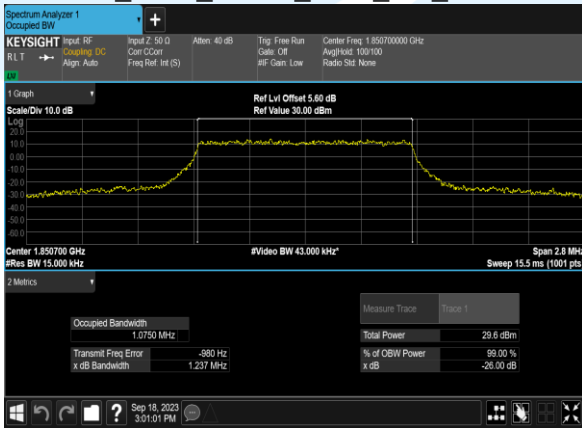
B25\_3M\_QPSK\_15@0\_CH\_26675



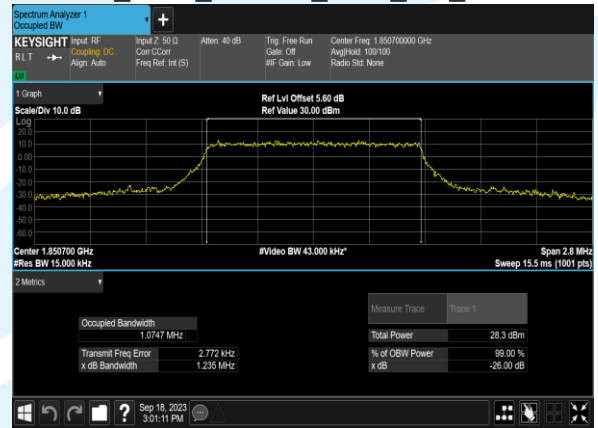
B25\_3M\_16QAM\_15@0\_CH\_26675



B25\_1.4M\_QPSK\_6@0\_CH\_26047



B25\_1.4M\_16QAM\_6@0\_CH\_26047



B25\_1.4M\_QPSK\_6@0\_CH\_26365



B25\_1.4M\_16QAM\_6@0\_CH\_26365



B25\_1.4M\_QPSK\_6@0\_CH\_26683



B25\_1.4M\_16QAM\_6@0\_CH\_26683



## Shenzhen UnionTrust Quality and Technology Co., Ltd.

Address: Unit D/E of 9/F and 16/F, Block A, Building 6, Baoneng science and technology park, Longhua district, Shenzhen, China

Tel: +86-755-28230888

Fax: +86-755-28230886

E-mail: info@uttlab.com

<http://www.uttlab.com>

UTTR-RF-FCC4G-V1.1

**Conducted Spurious Emissions**

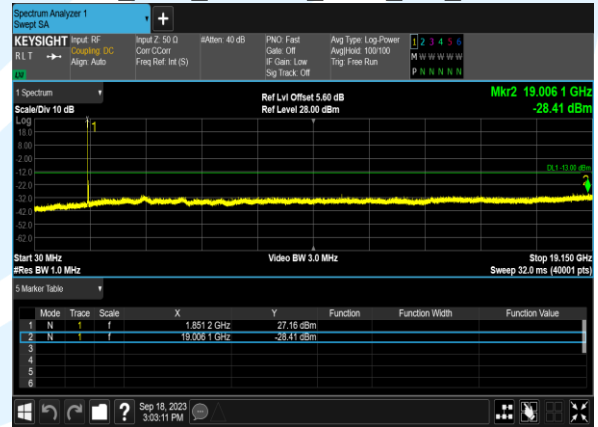
Band	Bandwidth (MHz)	Channel	Freq (MHz)	Modulation	RB	Result (dBm)	Limit (dBm)	Verdict
25	20.0	26140	1860.0	QPSK	1@0	-29.16	-13	PASS
25	20.0	26140	1860.0	16QAM	1@0	-28.41	-13	PASS
25	20.0	26365	1882.5	QPSK	1@0	-28.91	-13	PASS
25	20.0	26365	1882.5	16QAM	1@0	-29.31	-13	PASS
25	20.0	26590	1905.0	QPSK	1@0	-29.15	-13	PASS
25	20.0	26590	1905.0	16QAM	1@0	-28.82	-13	PASS
25	15.0	26115	1857.5	QPSK	1@0	-29.18	-13	PASS
25	15.0	26115	1857.5	16QAM	1@0	-28.05	-13	PASS
25	15.0	26365	1882.5	QPSK	1@0	-28.82	-13	PASS
25	15.0	26365	1882.5	16QAM	1@0	-28.99	-13	PASS
25	15.0	26615	1907.5	QPSK	1@0	-29.37	-13	PASS
25	15.0	26615	1907.5	16QAM	1@0	-28.93	-13	PASS
25	10.0	26090	1855.0	QPSK	1@0	-28.59	-13	PASS
25	10.0	26090	1855.0	16QAM	1@0	-29.08	-13	PASS
25	10.0	26365	1882.5	QPSK	1@0	-28.91	-13	PASS
25	10.0	26365	1882.5	16QAM	1@0	-28.31	-13	PASS
25	10.0	26640	1910.0	QPSK	1@0	-29.19	-13	PASS
25	10.0	26640	1910.0	16QAM	1@0	-27.88	-13	PASS
25	5.0	26065	1852.5	QPSK	1@0	-29.09	-13	PASS
25	5.0	26065	1852.5	16QAM	1@0	-29.21	-13	PASS
25	5.0	26365	1882.5	QPSK	1@0	-29.13	-13	PASS
25	5.0	26365	1882.5	16QAM	1@0	-29.26	-13	PASS
25	5.0	26665	1912.5	QPSK	1@0	-29.25	-13	PASS
25	5.0	26665	1912.5	16QAM	1@0	-28.38	-13	PASS
25	3.0	26055	1851.5	QPSK	1@0	-28.8	-13	PASS
25	3.0	26055	1851.5	16QAM	1@0	-29.0	-13	PASS
25	3.0	26365	1882.5	QPSK	1@0	-29.22	-13	PASS
25	3.0	26365	1882.5	16QAM	1@0	-29.37	-13	PASS
25	3.0	26675	1913.5	QPSK	1@0	-28.99	-13	PASS
25	3.0	26675	1913.5	16QAM	1@0	-28.89	-13	PASS
25	1.4	26047	1850.7	QPSK	1@0	-28.67	-13	PASS
25	1.4	26047	1850.7	16QAM	1@0	-29.11	-13	PASS
25	1.4	26365	1882.5	QPSK	1@0	-29.51	-13	PASS
25	1.4	26365	1882.5	16QAM	1@0	-29.17	-13	PASS
25	1.4	26683	1914.3	QPSK	1@0	-29.23	-13	PASS
25	1.4	26683	1914.3	16QAM	1@0	-29.2	-13	PASS

**Test Graphs**

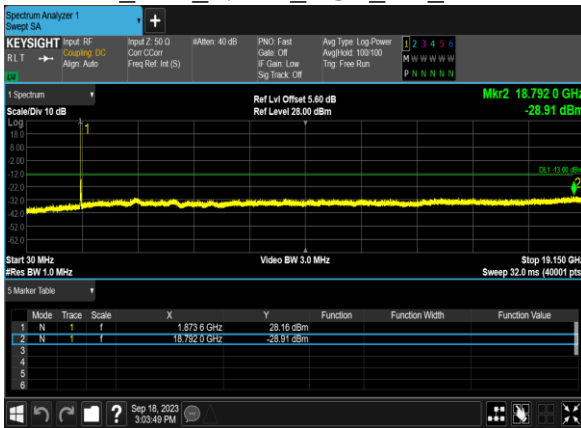
B25\_20M\_QPSK\_1@0\_CH\_26140



B25\_20M\_16QAM\_1@0\_CH\_26140



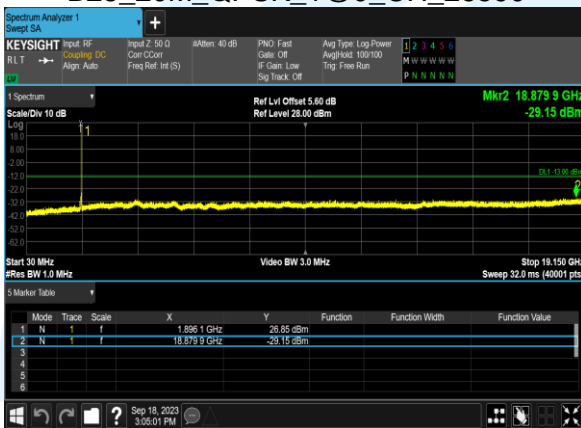
B25\_20M\_QPSK\_1@0\_CH\_26365



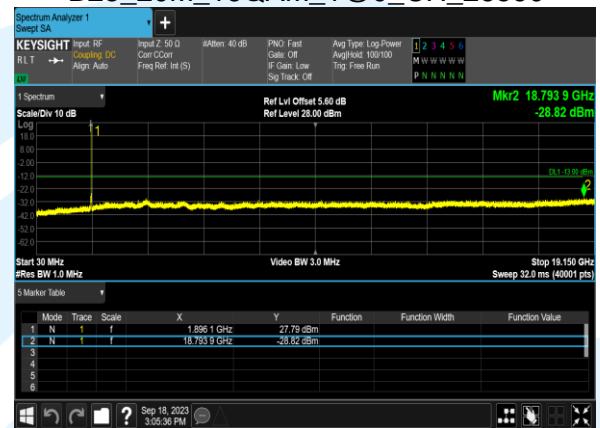
B25\_20M\_16QAM\_1@0\_CH\_26365



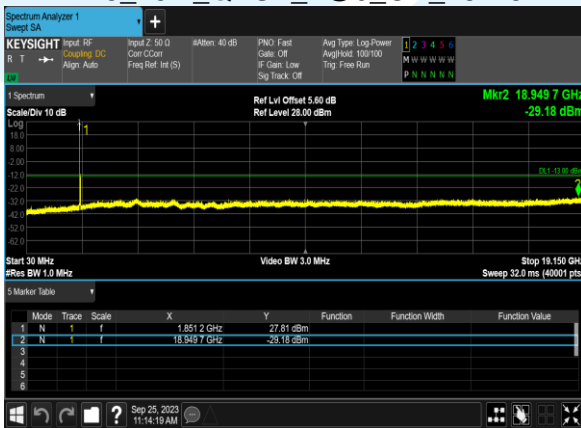
B25\_20M\_QPSK\_1@0\_CH\_26590



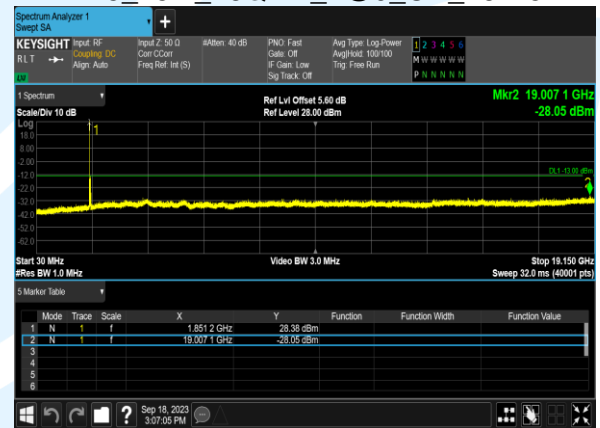
B25\_20M\_16QAM\_1@0\_CH\_26590



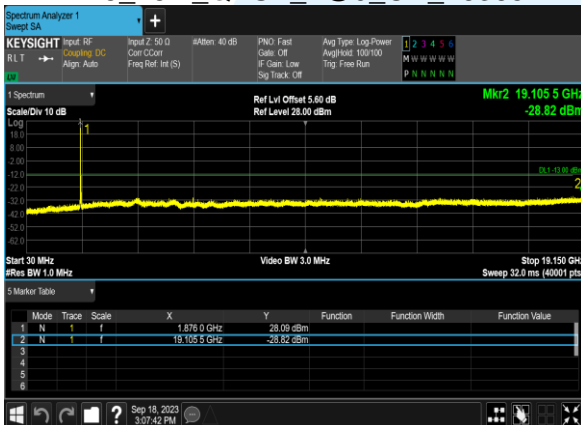
B25\_15M\_QPSK\_1@0\_CH\_26115



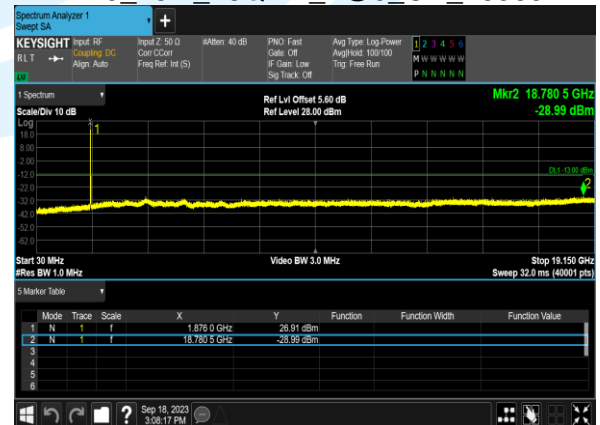
B25\_15M\_16QAM\_1@0\_CH\_26115



B25\_15M\_QPSK\_1@0\_CH\_26365



B25\_15M\_16QAM\_1@0\_CH\_26365



## Shenzhen UnionTrust Quality and Technology Co., Ltd.

Address: Unit D/E of 9/F and 16/F, Block A, Building 6, Baoneng science and technology park, Longhua district, Shenzhen, China

Tel: +86-755-28230888

Fax: +86-755-28230886

E-mail: info@uttlab.com

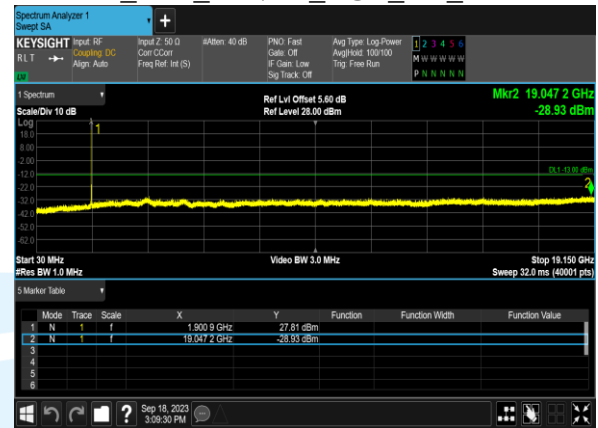
<http://www.uttlab.com>

UTTR-RF-FCC4G-V1.1

B25\_15M\_QPSK\_1@0\_CH\_26615



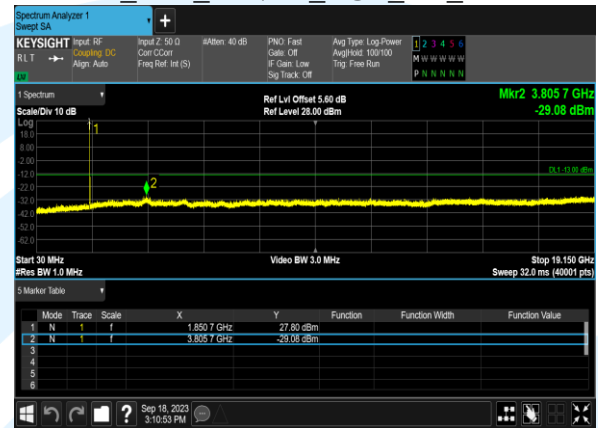
B25\_15M\_16QAM\_1@0\_CH\_26615



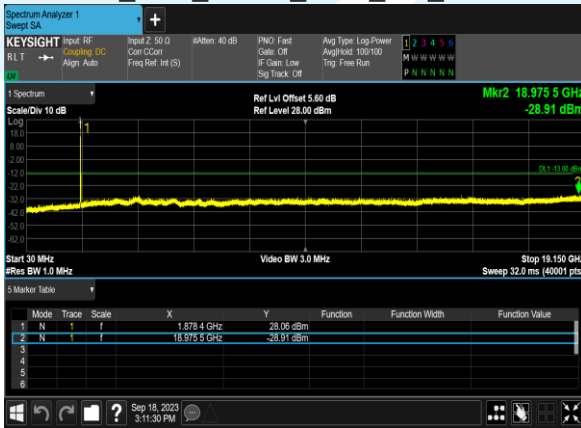
B25\_10M\_QPSK\_1@0\_CH\_26090



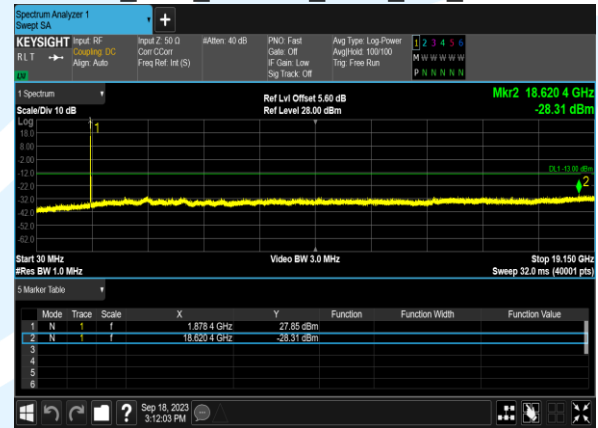
B25\_10M\_16QAM\_1@0\_CH\_26090



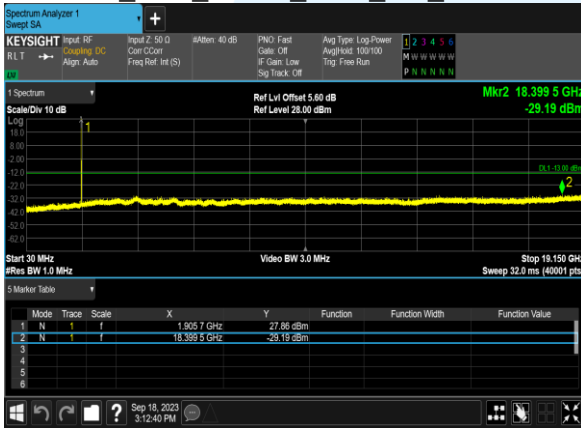
B25\_10M\_QPSK\_1@0\_CH\_26365



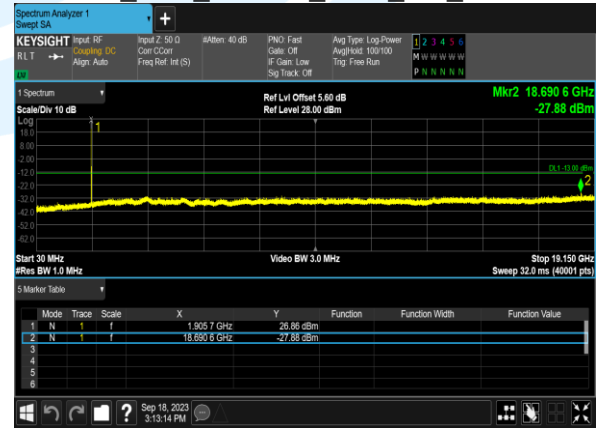
B25\_10M\_16QAM\_1@0\_CH\_26365



B25\_10M\_QPSK\_1@0\_CH\_26640



B25\_10M\_16QAM\_1@0\_CH\_26640



## Shenzhen UnionTrust Quality and Technology Co., Ltd.

Address: Unit D/E of 9/F and 16/F, Block A, Building 6, Baoneng science and technology park, Longhua district, Shenzhen, China

Tel: +86-755-28230888

Fax: +86-755-28230886

E-mail: info@uttlab.com

<http://www.uttlab.com>

UTTR-RF-FCC4G-V1.1