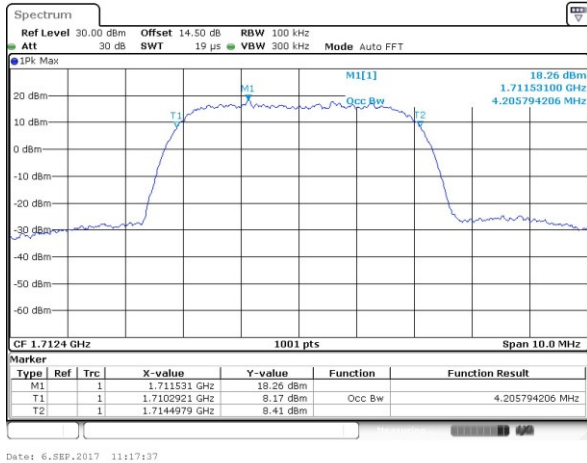




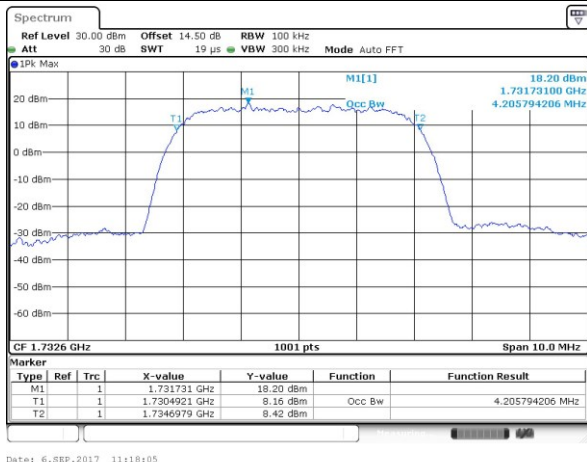
WCDMA Band IV (RMC 12.2Kbps)

Lowest Channel



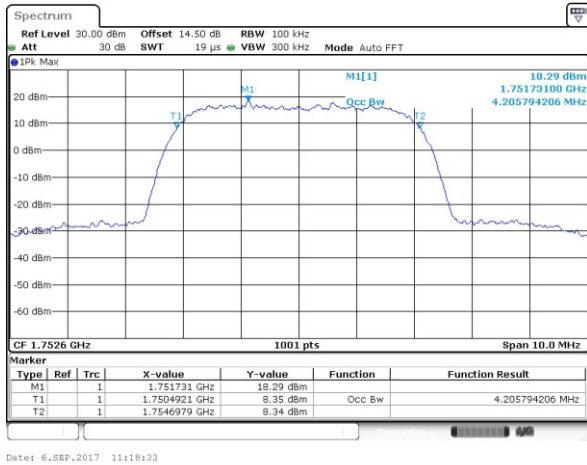
Date: 6,SEP,2017 11:17:37

Middle Channel



Date: 6,SEP,2017 11:18:05

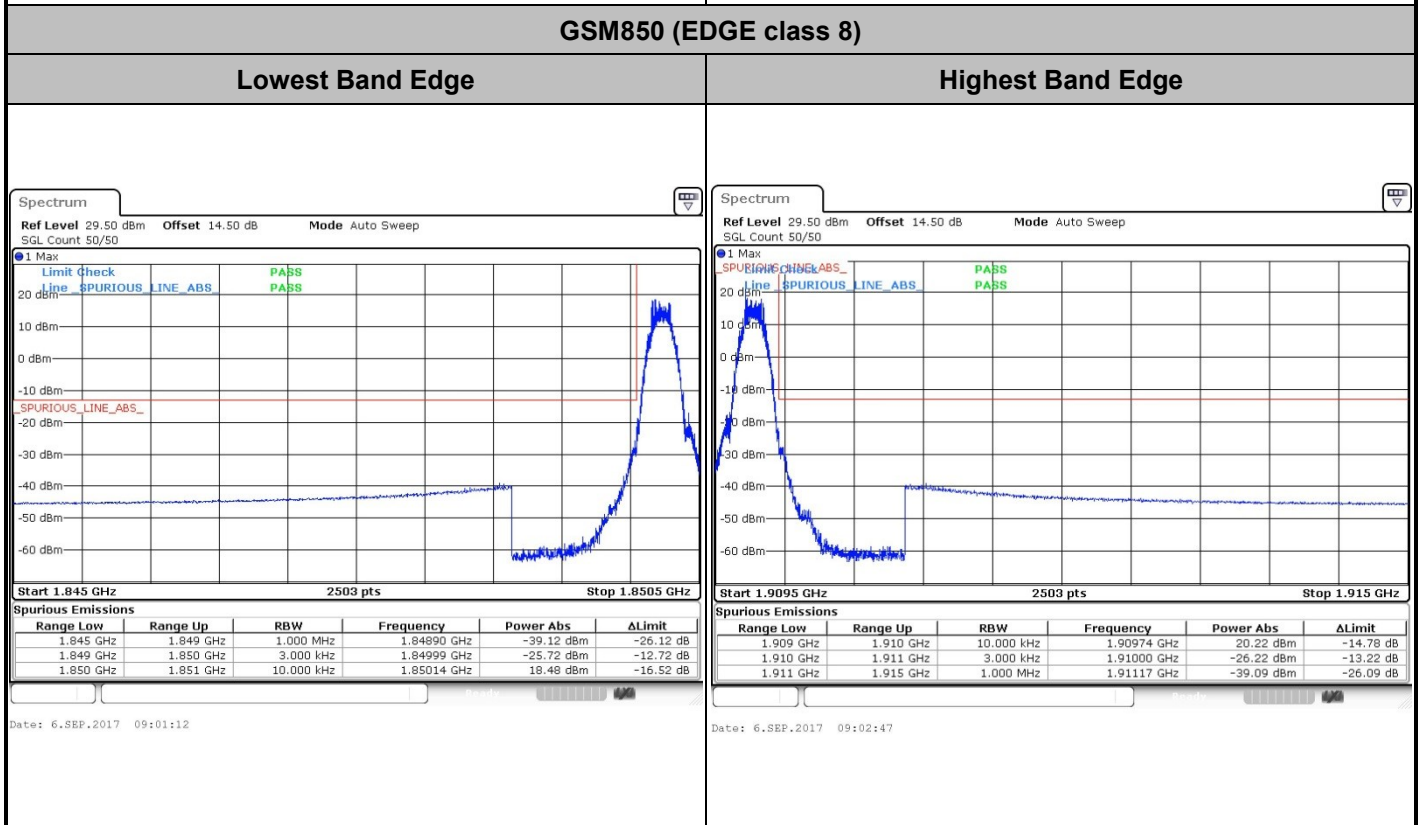
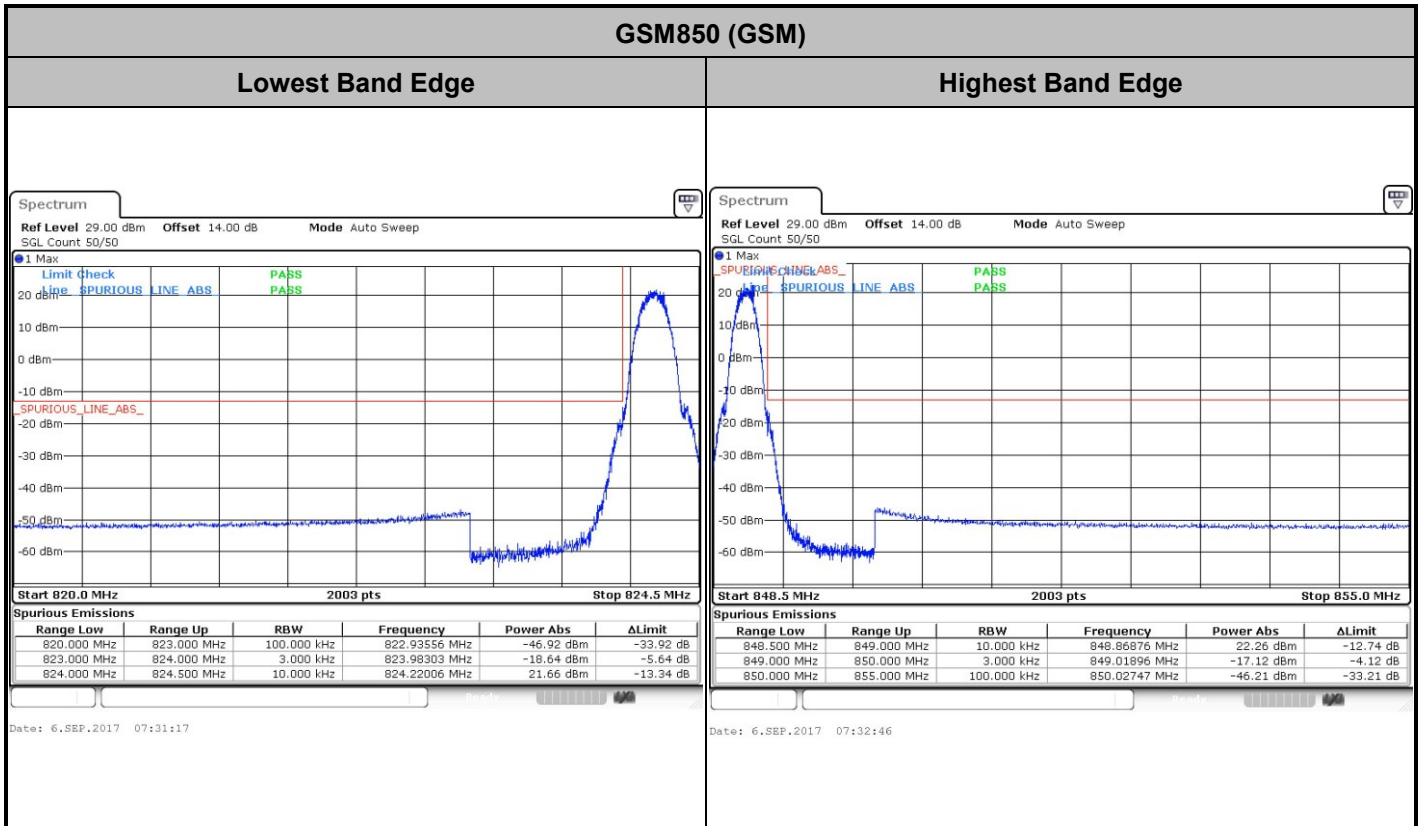
Highest Channel



Date: 6,SEP,2017 11:18:33

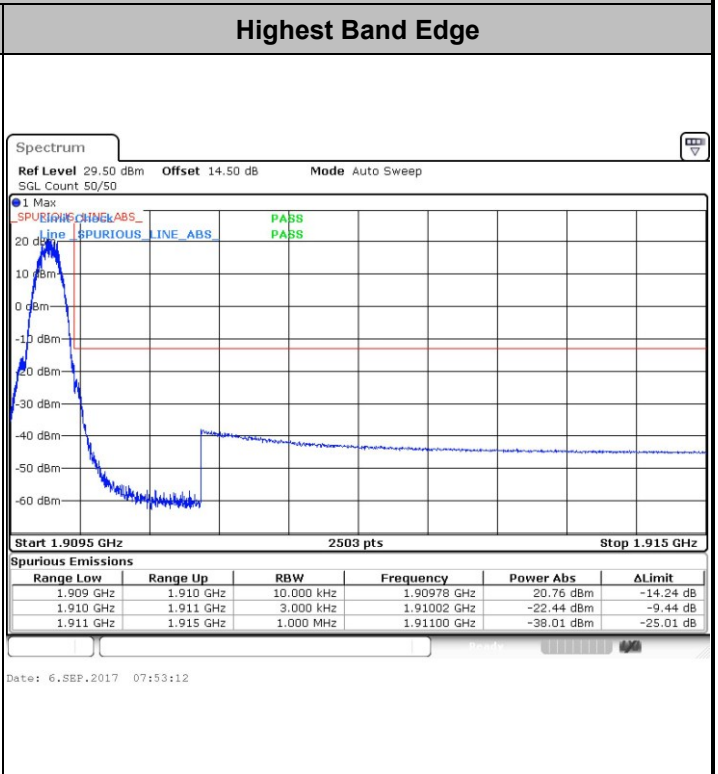
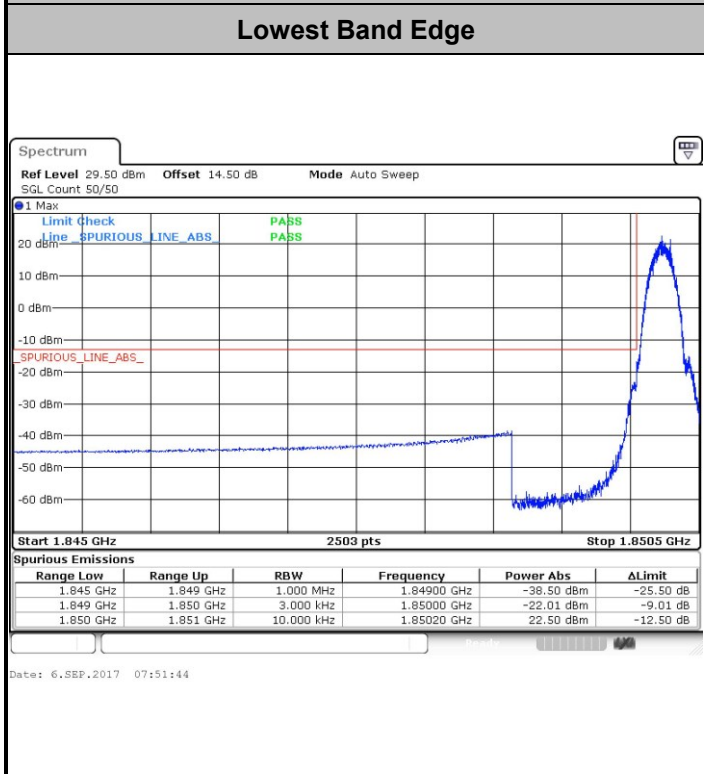


# Conducted Band Edge

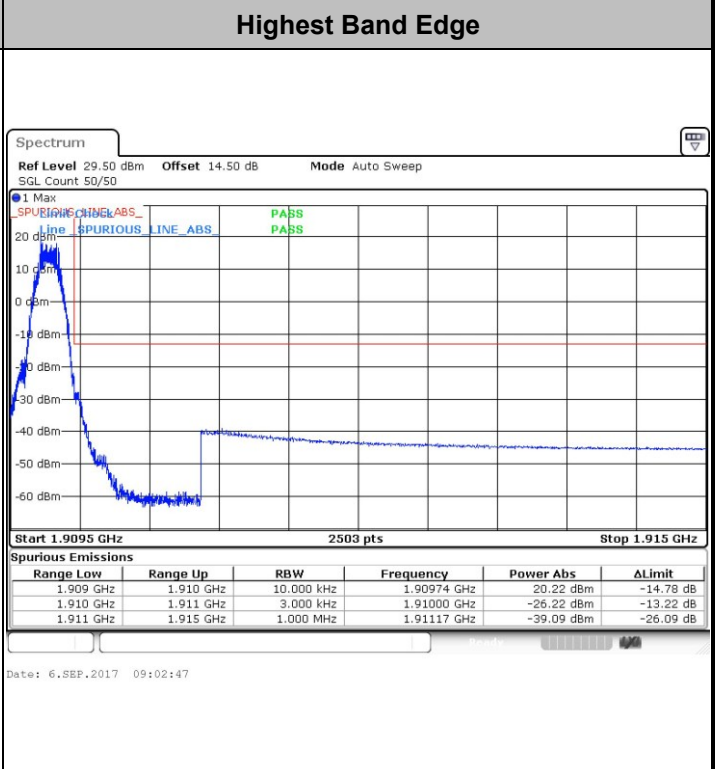
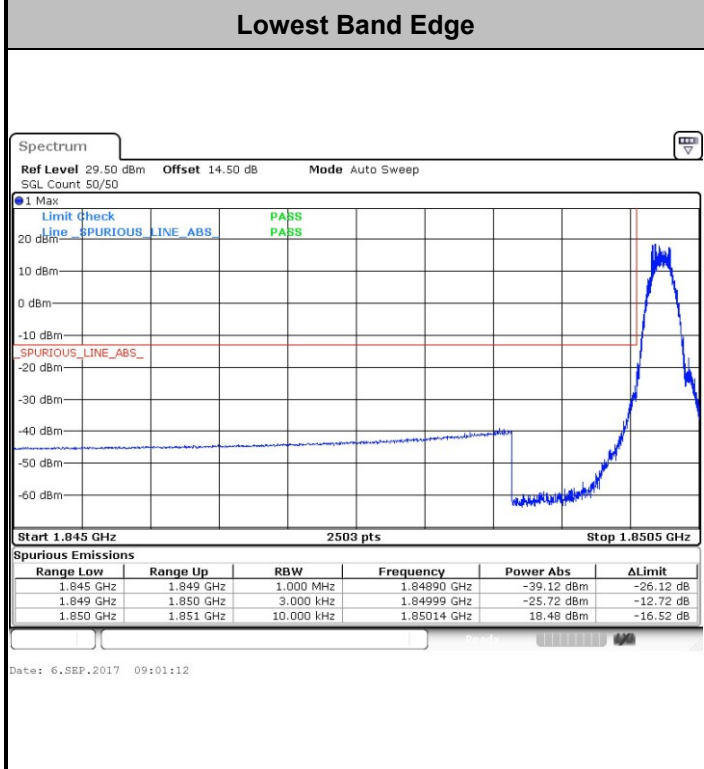




**GSM1900 (GSM)**



**GSM1900 (EDGE class 8)**

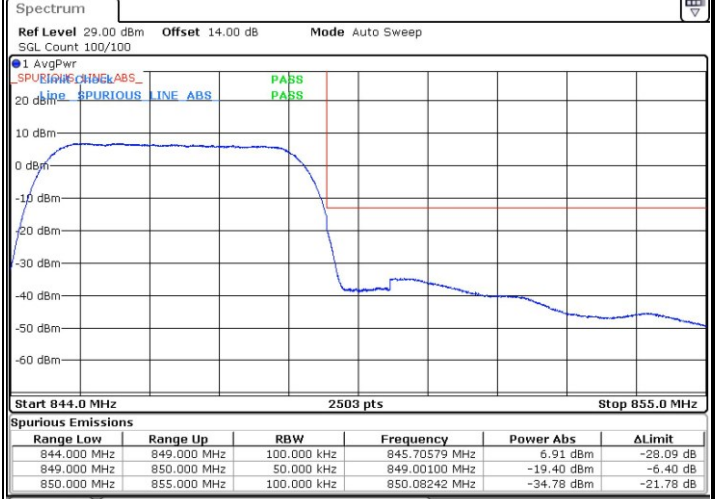
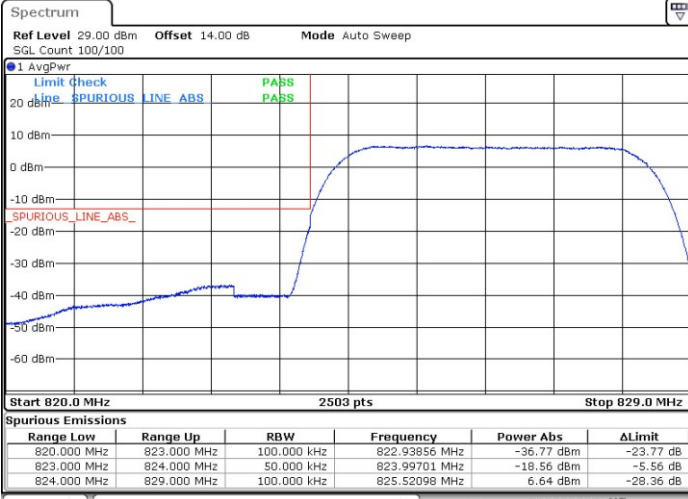




WCDMA Band V (RMC 12.2Kbps)

Lowest Band Edge

Highest Band Edge



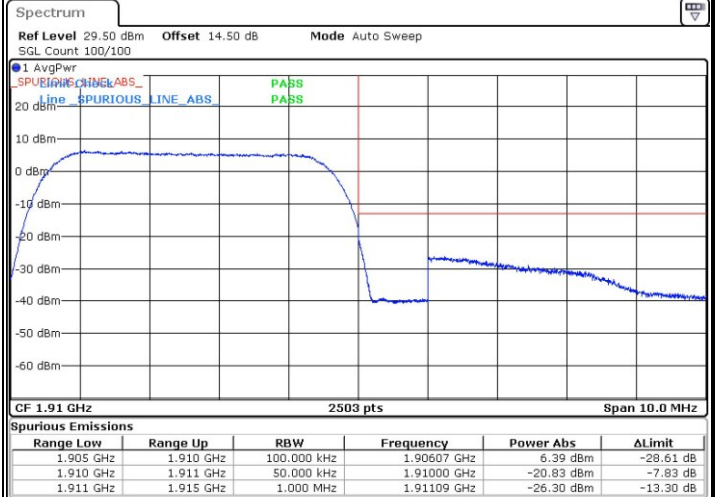
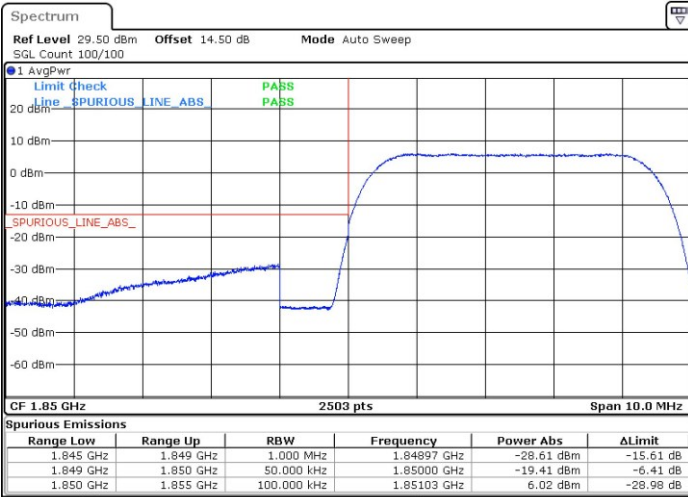
Date: 6.SEP.2017 12:08:57

Date: 6.SEP.2017 12:11:39

WCDMA Band II (RMC 12.2Kbps)

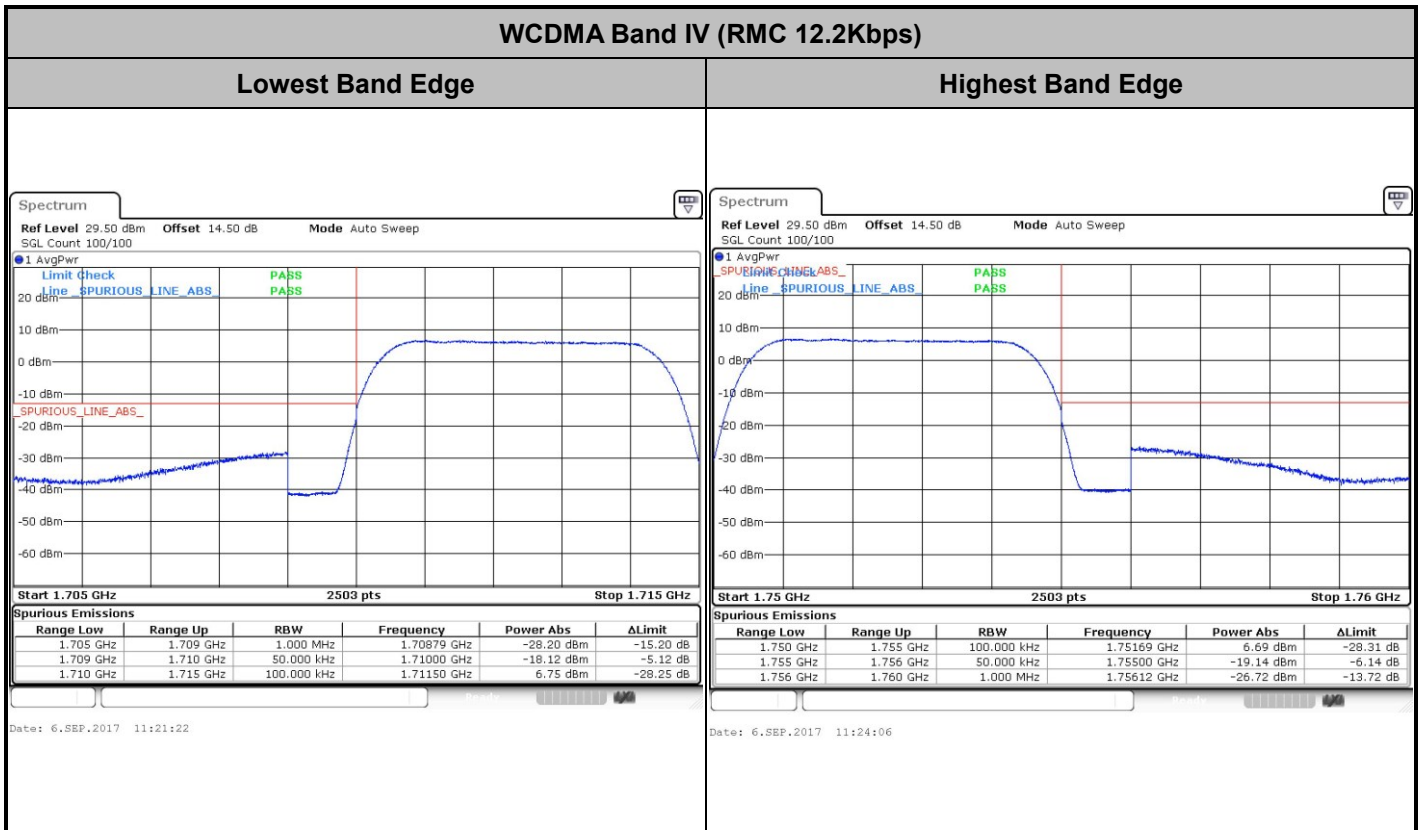
Lowest Band Edge

Highest Band Edge



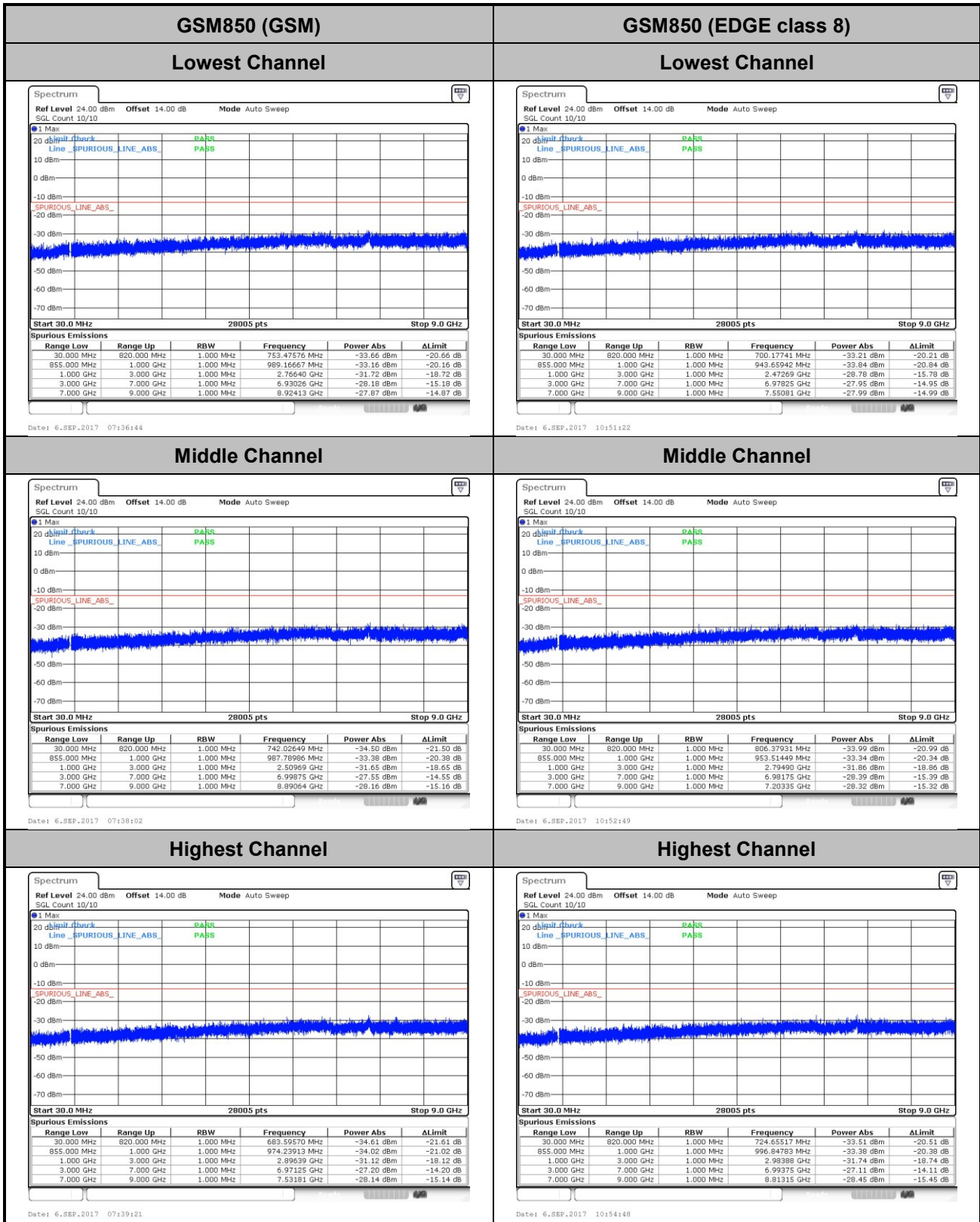
Date: 6.SEP.2017 11:05:54

Date: 6.SEP.2017 11:08:39





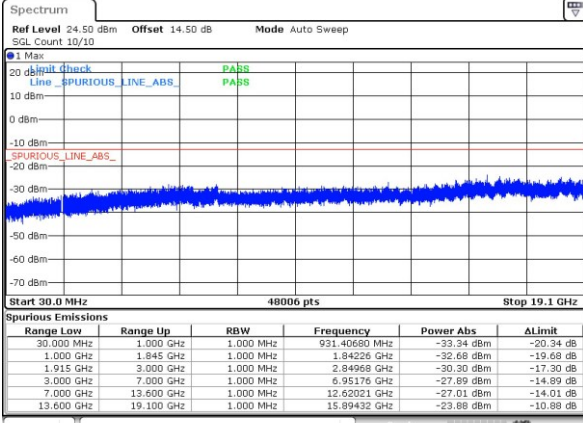
# Conducted Spurious Emission





GSM1900 (GSM)

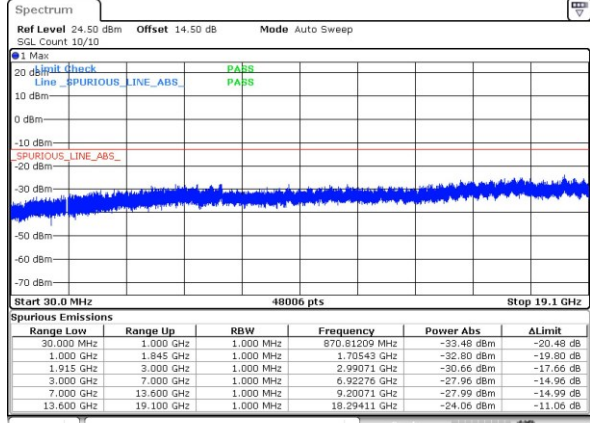
Lowest Channel



Date: 6,SEP,2017 07:55:06

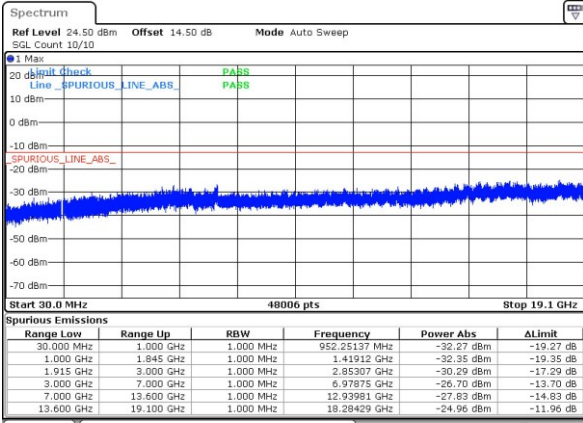
GSM1900 (EDGE class 8)

Lowest Channel



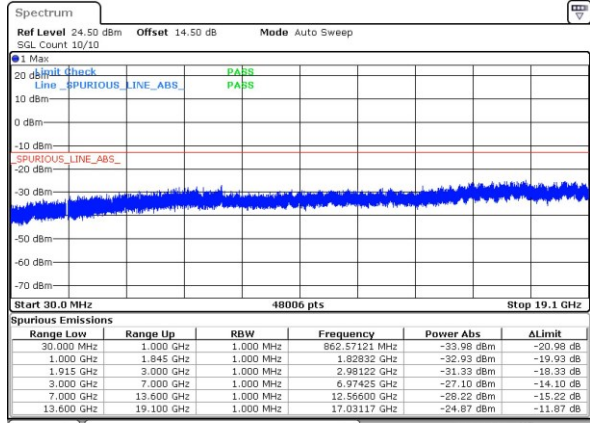
Date: 6,SEP,2017 08:01:18

Middle Channel



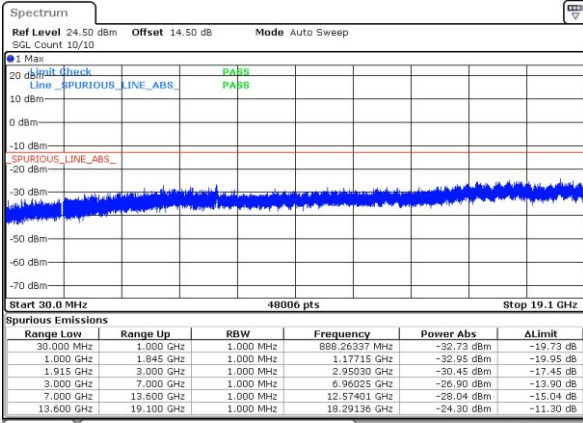
Date: 6,SEP,2017 07:56:24

Middle Channel



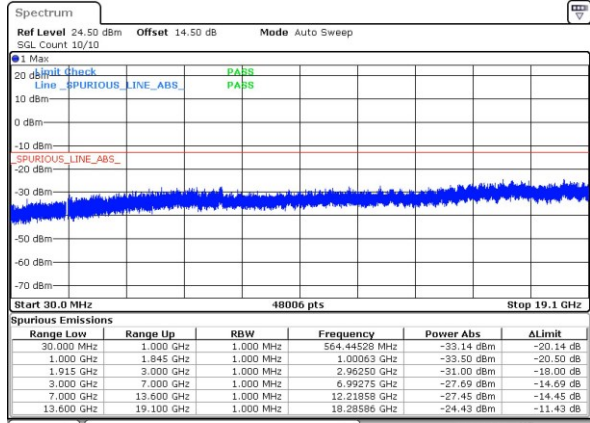
Date: 6,SEP,2017 08:02:36

Highest Channel



Date: 6,SEP,2017 07:57:41

Highest Channel

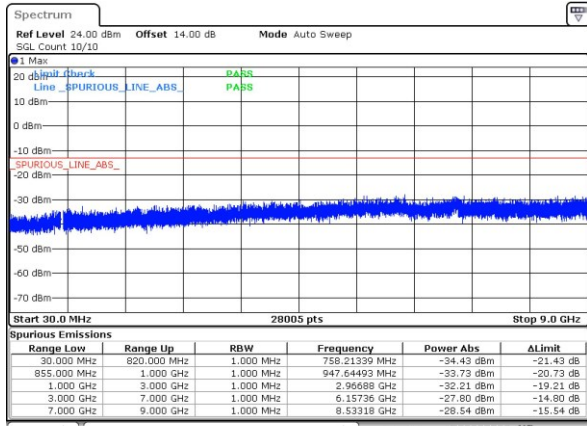


Date: 6,SEP,2017 08:03:54



WCDMA Band V (RMC 12.2Kbps)

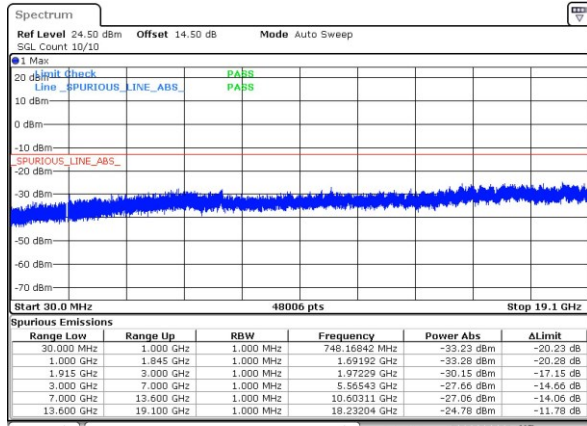
Lowest Channel



Date: 6,SEP,2017 12:15:32

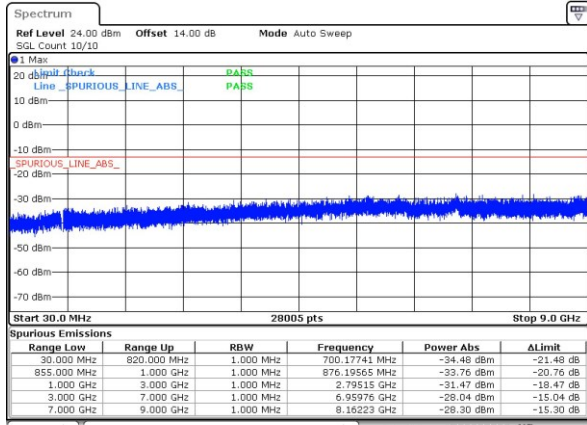
WCDMA Band II (RMC 12.2Kbps)

Lowest Channel



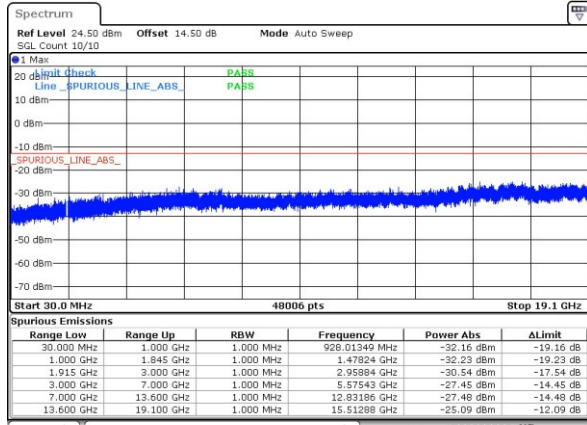
Date: 6,SEP,2017 11:10:27

Middle Channel



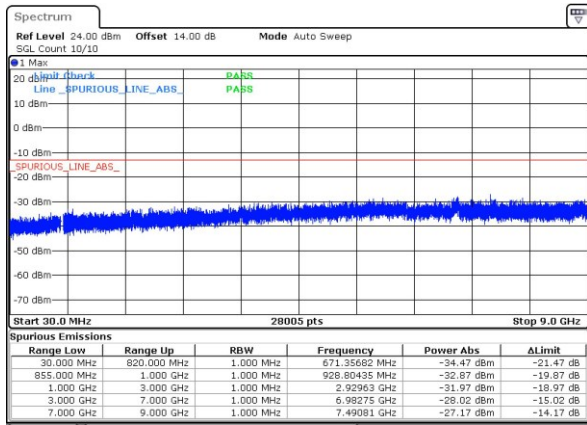
Date: 6,SEP,2017 12:16:49

Middle Channel



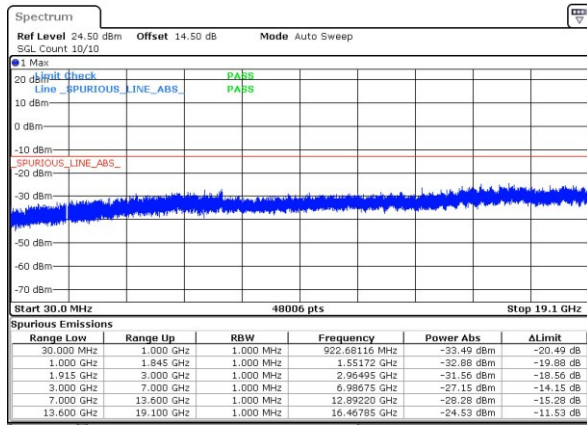
Date: 6,SEP,2017 11:11:44

Highest Channel



Date: 6,SEP,2017 12:18:06

Highest Channel



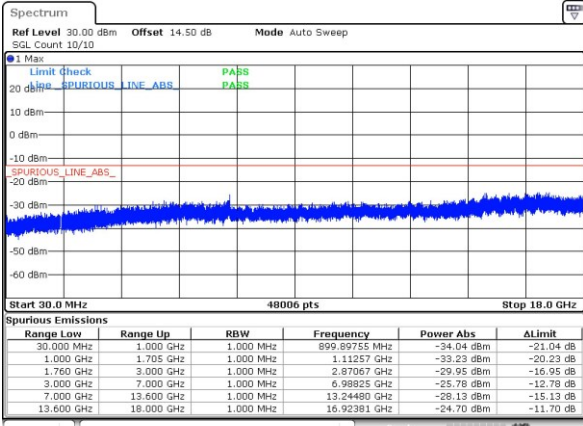
Date: 6,SEP,2017 11:13:00





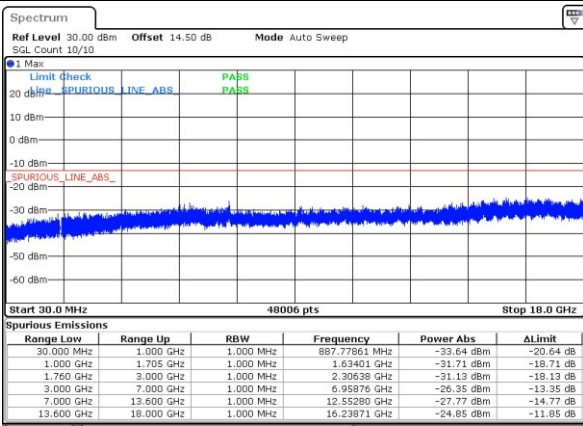
WCDMA Band IV (RMC 12.2Kbps)

Lowest Channel



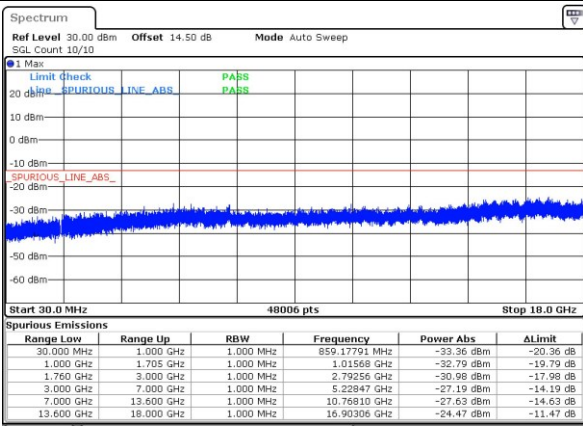
Date: 6,SEP,2017 11:26:27

Middle Channel



Date: 6,SEP,2017 11:27:44

Highest Channel



Date: 6,SEP,2017 11:29:00



**Frequency Stability**

Test Conditions	Middle Channel	GSM850 (GSM)	GSM850 (EDGE class 8)	Limit 2.5ppm
Temperature (°C)	Voltage (Volt)	Deviation (ppm)		Result
50	Normal Voltage	0.0020	0.0082	PASS
40	Normal Voltage	0.0011	0.0059	
30	Normal Voltage	0.0001	0.0026	
20(Ref.)	Normal Voltage	0.0000	0.0000	
10	Normal Voltage	0.0005	0.0065	
0	Normal Voltage	0.0011	0.0092	
-10	Normal Voltage	0.0014	0.0110	
-20	Normal Voltage	0.0023	0.0087	
-30	Normal Voltage	0.0032	0.0056	
20	Maximum Voltage	0.0011	0.0023	
20	Normal Voltage	0.0000	0.0000	
20	Battery End Point	0.0004	0.0008	

Note: Normal Voltage = 3.9V. ; Battery End Point (BEP) = 3.7 V. ; Maximum Voltage =4.35 V

Test Conditions	Middle Channel	GSM1900 (GSM)	GSM1900 (EDGE class 8)	Limit Note 2.
Temperature (°C)	Voltage (Volt)	Deviation (ppm)		Result
50	Normal Voltage	0.0011	0.0013	PASS
40	Normal Voltage	0.0009	0.0010	
30	Normal Voltage	0.0002	0.0006	
20(Ref.)	Normal Voltage	0.0000	0.0000	
10	Normal Voltage	0.0002	0.0002	
0	Normal Voltage	0.0005	0.0004	
-10	Normal Voltage	0.0007	0.0011	
-20	Normal Voltage	0.0011	0.0015	
-30	Normal Voltage	0.0013	0.0016	
20	Maximum Voltage	0.0006	0.0010	
20	Normal Voltage	0.0000	0.0000	
20	Battery End Point	0.0007	0.0005	

**Note:**

1. Normal Voltage = 3.9V. ; Battery End Point (BEP) = 3.7 V. ; Maximum Voltage =4.35 V
2. The frequency fundamental emissions stay within the authorized frequency block based on the frequency deviation measured is small.



Test Conditions	Middle Channel	WCDMA Band V (RMC 12.2Kbps)	Limit 2.5ppm
Temperature (°C)	Voltage (Volt)	Deviation (ppm)	Result
50	Normal Voltage	0.0016	PASS
40	Normal Voltage	0.0012	
30	Normal Voltage	0.0006	
20(Ref.)	Normal Voltage	0.0000	
10	Normal Voltage	0.0006	
0	Normal Voltage	0.0012	
-10	Normal Voltage	0.0017	
-20	Normal Voltage	0.0022	
-30	Normal Voltage	0.0026	
20	Maximum Voltage	0.0016	
20	Normal Voltage	0.0000	
20	Battery End Point	0.0008	

Note: Normal Voltage = 3.9V. ; Battery End Point (BEP) = 3.7 V. ; Maximum Voltage =4.35 V

Test Conditions	Middle Channel	WCDMA Band II (RMC 12.2Kbps)	Limit Note 2.
Temperature (°C)	Voltage (Volt)	Deviation (ppm)	Result
50	Normal Voltage	0.0010	PASS
40	Normal Voltage	0.0008	
30	Normal Voltage	0.0004	
20(Ref.)	Normal Voltage	0.0000	
10	Normal Voltage	0.0003	
0	Normal Voltage	0.0008	
-10	Normal Voltage	0.0011	
-20	Normal Voltage	0.0012	
-30	Normal Voltage	0.0014	
20	Maximum Voltage	0.0004	
20	Normal Voltage	0.0000	
20	Battery End Point	0.0002	

Note:

1. Normal Voltage = 3.9V. ; Battery End Point (BEP) = 3.7 V. ; Maximum Voltage =4.35 V
2. The frequency fundamental emissions stay within the authorized frequency block based on the frequency deviation measured is small.



Test Conditions	Middle Channel	WCDMA Band IV (RMC 12.2Kbps)	Limit Note 2.
Temperature (°C)	Voltage (Volt)	Deviation (ppm)	Result
50	Normal Voltage	0.0009	PASS
40	Normal Voltage	0.0006	
30	Normal Voltage	0.0002	
20(Ref.)	Normal Voltage	0.0000	
10	Normal Voltage	0.0003	
0	Normal Voltage	0.0006	
-10	Normal Voltage	0.0005	
-20	Normal Voltage	0.0007	
-30	Normal Voltage	0.0012	
20	Maximum Voltage	0.0005	
20	Normal Voltage	0.0000	
20	Battery End Point	0.0003	

**Note:**

1. Normal Voltage = 3.9V. ; Battery End Point (BEP) = 3.7 V. ; Maximum Voltage =4.35 V
2. The frequency fundamental emissions stay within the authorized frequency block based on the frequency deviation measured is small.



## Appendix B. Test Results of Radiated Test

### Radiated Spurious Emission

GSM850 (GSM)									
Channel	Frequency ( MHz )	ERP ( dBm )	Limit ( dBm )	Over Limit ( dB )	SPA Reading (dBm)	S.G. Power ( dBm )	TX Cable loss ( dB )	TX Antenna Gain (dBi)	Polarization (H/V)
Middle	1672.8	-41.78	-13	-28.78	-51.59	-46.19	2.84	9.40	H
	2509.2	-47.62	-13	-34.62	-60.12	-52.37	3.7	10.60	H
	3345.6	-63.84	-13	-50.84	-78.60	-69.92	4.37	12.60	H
	4182	-60.64	-13	-47.64	-78.21	-66.24	4.85	12.60	H
	1672.8	-43.03	-13	-30.03	-52.85	-47.44	2.84	9.40	V
	2509.2	-49.63	-13	-36.63	-61.18	-54.38	3.70	10.60	V
	3345.6	-62.54	-13	-49.54	-76.11	-68.62	4.37	12.60	V
	4182	-60.05	-13	-47.05	-77.76	-65.65	4.85	12.60	V

Remark: Spurious emissions within 30-1000MHz were found more than 20dB below limit line.

GSM850 (EDGE class 8)									
Channel	Frequency ( MHz )	ERP ( dBm )	Limit ( dBm )	Over Limit ( dB )	SPA Reading (dBm)	S.G. Power ( dBm )	TX Cable loss ( dB )	TX Antenna Gain (dBi)	Polarization (H/V)
Middle	1672.8	-63.96	-13	-50.96	-69.52	-68.37	2.84	9.40	H
	2509.2	-66.69	-13	-53.69	-77.11	-71.44	3.7	10.60	H
	3345.6	-65.09	-13	-52.09	-79.85	-71.17	4.37	12.60	H
	4182	-63.53	-13	-50.53	-81.10	-69.13	4.85	12.60	H
	1672.8	-60.12	-13	-47.12	-64.83	-64.53	2.84	9.40	V
	2509.2	-66.54	-13	-53.54	-76.37	-71.29	3.70	10.60	V
	3345.6	-66.44	-13	-53.44	-80.01	-72.52	4.37	12.60	V
	4182	-63.05	-13	-50.05	-80.76	-68.65	4.85	12.60	V

Remark: Spurious emissions within 30-1000MHz were found more than 20dB below limit line.



GSM1900 (GSM)									
Channel	Frequency ( MHz )	EIRP ( dBm )	Limit ( dBm )	Over Limit ( dB )	SPA Reading (dBm)	S.G. Power ( dBm )	TX Cable loss ( dB )	TX Antenna Gain (dBi)	Polarization (H/V)
Middle	3760	-51.24	-13	-38.24	-70.85	-58.99	4.85	12.60	H
	5640	-51.91	-13	-38.91	-75.36	-59.43	5.58	13.10	H
	7520	-57.52	-13	-44.52	-81.04	-62.26	6.56	11.30	H
	3760	-54.71	-13	-41.71	-75.1	-62.46	4.85	12.6	V
	5640	-51.75	-13	-38.75	-75.8	-59.27	5.58	13.1	V
	7520	-57.54	-13	-44.54	-81.08	-62.28	6.56	11.3	V

Remark: Spurious emissions within 30-1000MHz were found more than 20dB below limit line.

GSM1900 (EDGE class 8)									
Channel	Frequency ( MHz )	EIRP ( dBm )	Limit ( dBm )	Over Limit ( dB )	SPA Reading (dBm)	S.G. Power ( dBm )	TX Cable loss ( dB )	TX Antenna Gain (dBi)	Polarization (H/V)
Middle	3760	-56.61	-13	-43.61	-76.22	-64.36	4.85	12.60	H
	5640	-58.00	-13	-45.00	-81.45	-65.52	5.58	13.10	H
	7520	-58.68	-13	-45.68	-82.20	-63.42	6.56	11.30	H
	3760	-56.94	-13	-43.94	-77.33	-64.69	4.85	12.6	V
	5640	-54.28	-13	-41.28	-78.33	-61.80	5.58	13.1	V
	7520	-57.52	-13	-44.52	-81.06	-62.26	6.56	11.3	V

Remark: Spurious emissions within 30-1000MHz were found more than 20dB below limit line.



WCDMA Band V(RMC 12.2Kbps)									
Channel	Frequency ( MHz )	ERP ( dBm )	Limit ( dBm )	Over Limit ( dB )	SPA Reading (dBm)	S.G. Power ( dBm )	TX Cable loss ( dB )	TX Antenna Gain (dBi)	Polarization (H/V)
Middle	1672.8	-63.50	-13	-50.50	-69.06	-67.91	2.84	9.40	H
	2509.2	-61.38	-13	-48.38	-71.80	-66.13	3.7	10.60	H
	3345.6	-62.16	-13	-49.16	-76.92	-68.24	4.37	12.60	H
	4182	-63.64	-13	-50.64	-81.21	-69.24	4.85	12.60	H
	1672.8	-64.61	-13	-51.61	-69.32	-69.02	2.84	9.40	V
	2509.2	-63.02	-13	-50.02	-72.85	-67.77	3.70	10.60	V
	3345.6	-61.34	-13	-48.34	-74.91	-67.42	4.37	12.60	V
	4182	-63.49	-13	-50.49	-81.20	-69.09	4.85	12.60	V

Remark: Spurious emissions within 30-1000MHz were found more than 20dB below limit line.

WCDMA Band II(RMC 12.2Kbps)									
Channel	Frequency ( MHz )	EIRP ( dBm )	Limit ( dBm )	Over Limit ( dB )	SPA Reading (dBm)	S.G. Power ( dBm )	TX Cable loss ( dB )	TX Antenna Gain (dBi)	Polarization (H/V)
Middle	3760	-54.20	-13	-41.20	-73.81	-61.95	4.85	12.60	H
	5640	-58.79	-13	-45.79	-82.24	-66.31	5.58	13.10	H
	7520	-57.75	-13	-44.75	-81.27	-62.49	6.56	11.30	H
	3760	-50.17	-13	-37.17	-70.56	-57.92	4.85	12.6	V
	5640	-56.08	-13	-43.08	-80.13	-63.60	5.58	13.1	V
	7520	-55.71	-13	-42.71	-79.25	-60.45	6.56	11.3	V

Remark: Spurious emissions within 30-1000MHz were found more than 20dB below limit line.

WCDMA Band IV(RMC 12.2Kbps)									
Channel	Frequency ( MHz )	EIRP ( dBm )	Limit ( dBm )	Over Limit ( dB )	SPA Reading (dBm)	S.G. Power ( dBm )	TX Cable loss ( dB )	TX Antenna Gain (dBi)	Polarization (H/V)
Middle	3465.2	-48.41	-13	-35.41	-67.74	-56.64	4.37	12.60	H
	5197.8	-58.29	-13	-45.29	-82.45	-66.05	4.94	12.70	H
	6930.4	-58.80	-13	-45.80	-82.71	-64.18	6.32	11.70	H
	3465.2	-59.65	-13	-46.65	-75.73	-67.88	4.37	12.60	V
	5197.8	-62.42	-13	-49.42	-81.93	-70.18	4.94	12.70	V
	6930.4	-59.14	-13	-46.14	-83.05	-64.52	6.32	11.70	V

Remark: Spurious emissions within 30-1000MHz were found more than 20dB below limit line.