

System Check_H835_24dBm

DUT: Dipole 835 MHz

Communication System: CW; Frequency: 835 MHz; Duty Cycle: 1:1

Medium: H835 Medium parameters used: $f = 835 \text{ MHz}$; $\sigma = 0.922 \text{ mho/m}$; $\epsilon_r = 40.6$; $\rho = 1000 \text{ kg/m}^3$

DASY4 Configuration:

- Probe: ES3DV3 - SN3090; ConvF(6.25, 6.25, 6.25); Calibrated: 2023/3/15
- Sensor-Surface: 3mm (Mechanical Surface Detection)
- Electronics: DAE4 Sn662; Calibrated: 2023/3/8
- Phantom: SAM 1; Type: QD 000 P40 CB; Serial: TP/1378
- Postprocessing SW: SEMCAD, V1.8 Build 186

System check/Area Scan (51x81x1): Measurement grid: $dx=15\text{mm}$, $dy=15\text{mm}$

Maximum value of SAR (interpolated) = 2.72 mW/g

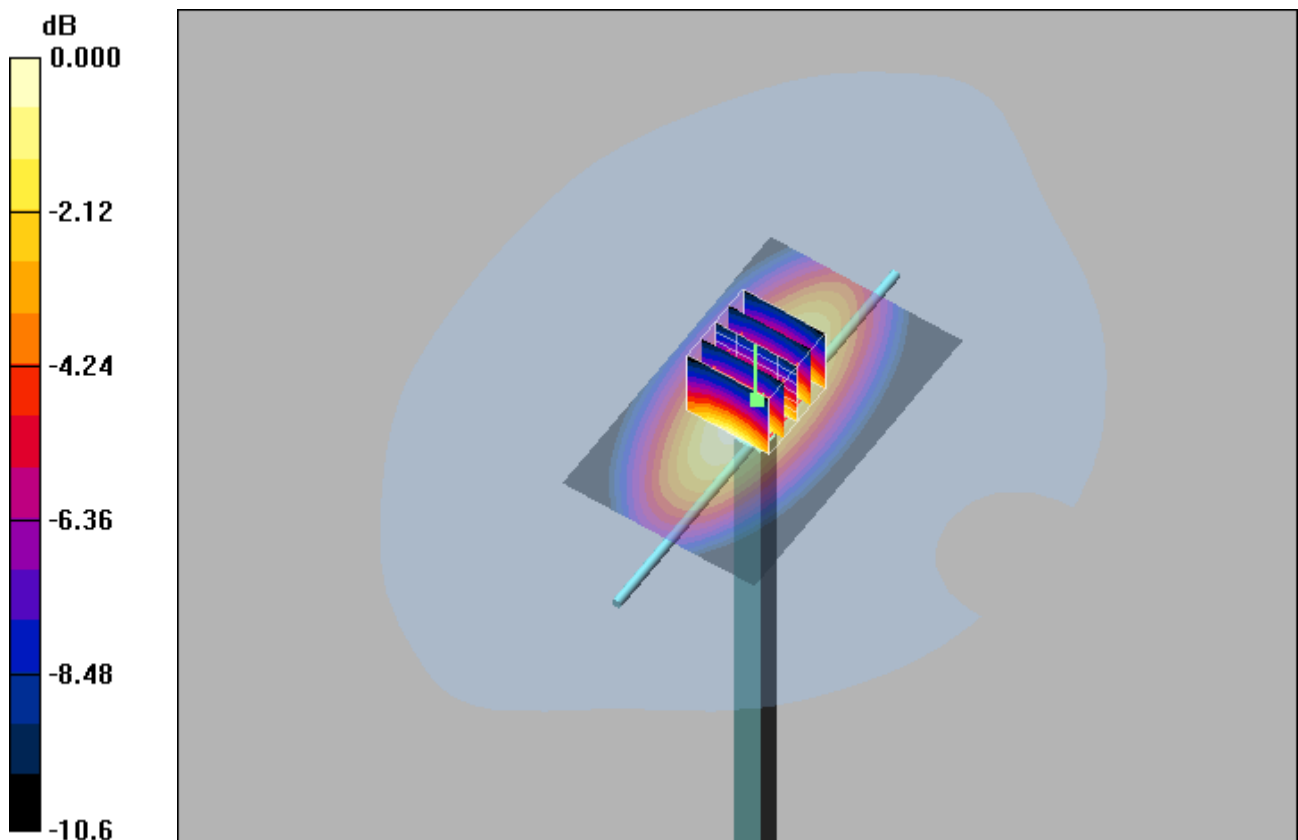
System check/Zoom Scan (5x5x7)/Cube 0: Measurement grid: $dx=8\text{mm}$, $dy=8\text{mm}$, $dz=5\text{mm}$

Reference Value = 55.6 V/m; Power Drift = -0.009 dB

Peak SAR (extrapolated) = 3.43 W/kg

SAR(1 g) = 2.31 mW/g; SAR(10 g) = 1.51 mW/g

Maximum value of SAR (measured) = 2.70 mW/g



0 dB = 2.70mW/g

System Check_H1750_24dBm

DUT: Dipole 1750 MHz

Communication System: CW; Frequency: 1750 MHz; Duty Cycle: 1:1

Medium: H1750 Medium parameters used: $f = 1750$ MHz; $\sigma = 1.4$ mho/m; $\epsilon_r = 39.5$; $\rho = 1000$ kg/m³

DASY4 Configuration:

- Probe: ES3DV3 - SN3090; ConvF(5.37, 5.37, 5.37); Calibrated: 2023/3/15
- Sensor-Surface: 3mm (Mechanical Surface Detection)
- Electronics: DAE4 Sn662; Calibrated: 2023/3/8
- Phantom: SAM 1; Type: QD 000 P40 CB; Serial: TP/1378
- Postprocessing SW: SEMCAD, V1.8 Build 186

System check/Area Scan (51x81x1): Measurement grid: dx=15mm, dy=15mm

Maximum value of SAR (interpolated) = 12.2 mW/g

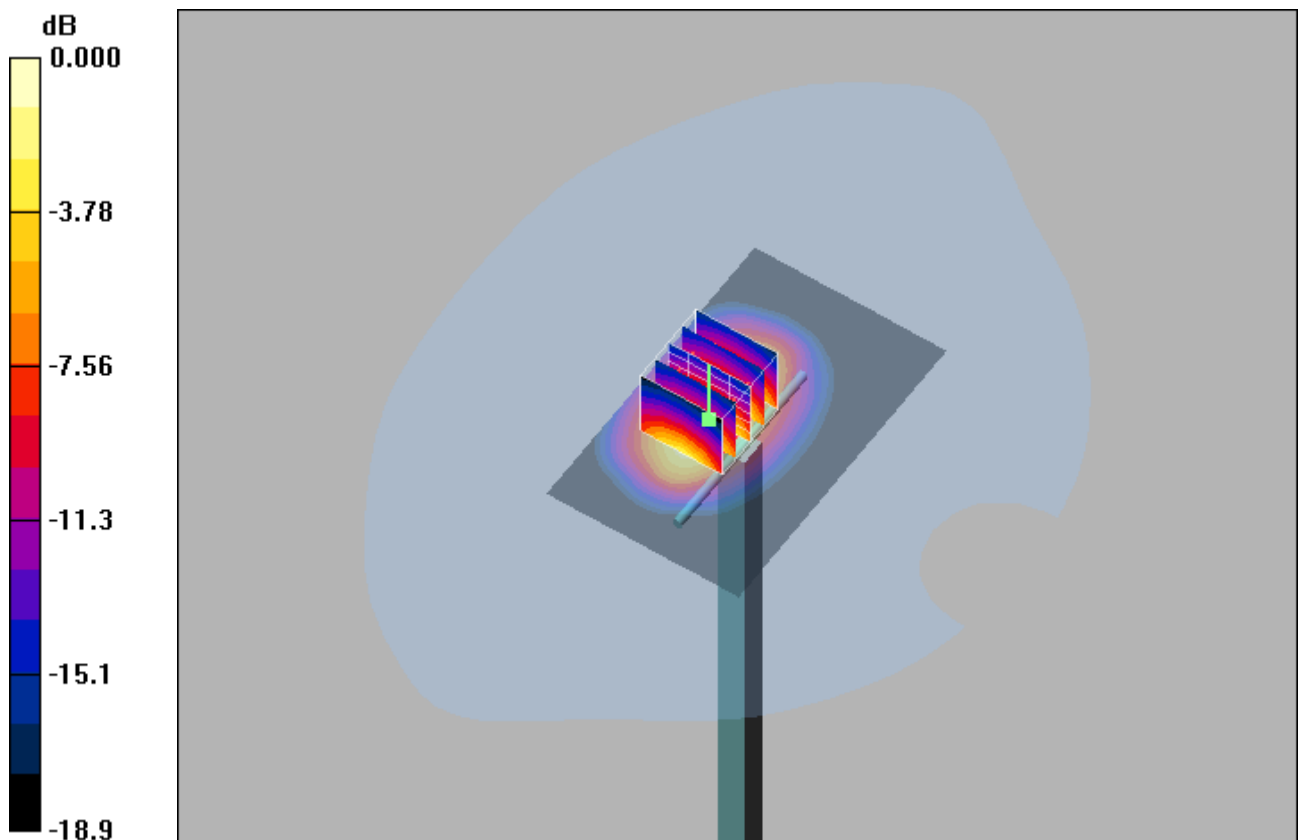
System check/Zoom Scan (5x5x7)/Cube 0: Measurement grid: dx=8mm, dy=8mm, dz=5mm

Reference Value = 73.9 V/m; Power Drift = 0.185 dB

Peak SAR (extrapolated) = 17.5 W/kg

SAR(1 g) = 9.46 mW/g; SAR(10 g) = 4.9 mW/g

Maximum value of SAR (measured) = 11.8 mW/g



0 dB = 11.8mW/g

System Check_H1900_24dBm

DUT: Dipole 1900 MHz

Communication System: CW; Frequency: 1900 MHz; Duty Cycle: 1:1

Medium: H1900 Medium parameters used: $f = 1900 \text{ MHz}$; $\sigma = 1.33 \text{ mho/m}$; $\epsilon_r = 39$; $\rho = 1000 \text{ kg/m}^3$

DASY4 Configuration:

- Probe: ES3DV3 - SN3090; ConvF(5.11, 5.11, 5.11); Calibrated: 2023/3/15
- Sensor-Surface: 3mm (Mechanical Surface Detection)
- Electronics: DAE4 Sn662; Calibrated: 2023/3/8
- Phantom: SAM 1; Type: QD 000 P40 CB; Serial: TP/1378
- Postprocessing SW: SEMCAD, V1.8 Build 186

System check/Area Scan (51x81x1): Measurement grid: $dx=15\text{mm}$, $dy=15\text{mm}$

Maximum value of SAR (interpolated) = 13.2 mW/g

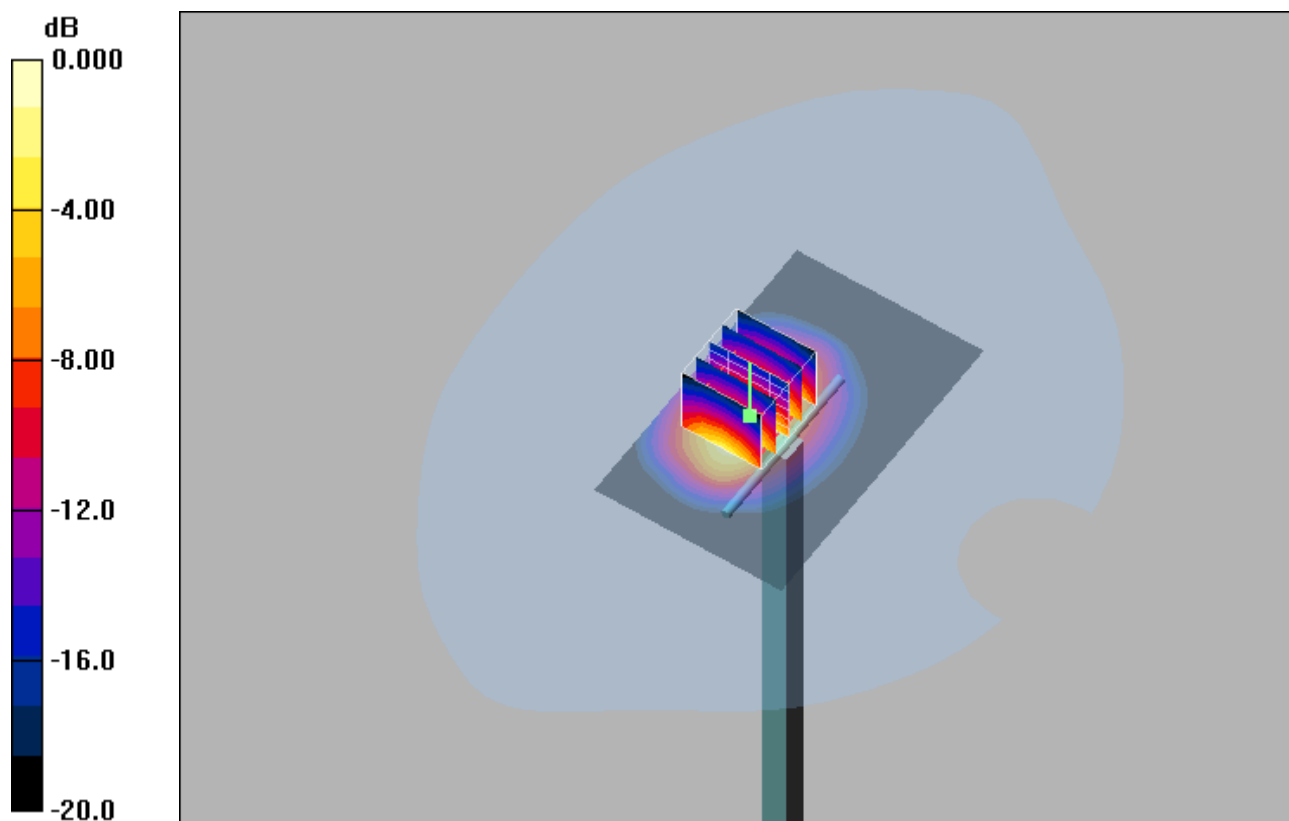
System check/Zoom Scan (5x5x7)/Cube 0: Measurement grid: $dx=8\text{mm}$, $dy=8\text{mm}$, $dz=5\text{mm}$

Reference Value = 72.4 V/m; Power Drift = 0.170 dB

Peak SAR (extrapolated) = 19.2 W/kg

SAR(1 g) = 9.92 mW/g; SAR(10 g) = 4.93 mW/g

Maximum value of SAR (measured) = 12.9 mW/g



0 dB = 12.9mW/g

System Check_H2450_24dBm

DUT: Dipole 2450 MHz

Communication System: CW; Frequency: 2450 MHz; Duty Cycle: 1:1

Medium: H2450 Medium parameters used: $f = 2450$ MHz; $\sigma = 1.75$ mho/m; $\epsilon_r = 38.3$; $\rho = 1000$ kg/m³

DASY4 Configuration:

- Probe: ES3DV3 - SN3090; ConvF(4.68, 4.68, 4.68); Calibrated: 2023/3/15
- Sensor-Surface: 3mm (Mechanical Surface Detection)
- Electronics: DAE4 Sn662; Calibrated: 2023/3/8
- Phantom: SAM 1; Type: QD 000 P40 CB; Serial: TP/1378
- Postprocessing SW: SEMCAD, V1.8 Build 186

System check/Area Scan (61x81x1): Measurement grid: dx=12mm, dy=12mm

Maximum value of SAR (interpolated) = 17.6 mW/g


System check/Zoom Scan (7x7x7)/Cube 0: Measurement grid: dx=5mm, dy=5mm, dz=5mm

Reference Value = 95.3 V/m; Power Drift = 0.038 dB

Peak SAR (extrapolated) = 26.2 W/kg

SAR(1 g) = 12.7 mW/g; SAR(10 g) = 6.29 mW/g

Maximum value of SAR (measured) = 16.6 mW/g



0 dB = 16.6mW/g

System Check_H2600_24dBm

DUT: Dipole 2600 MHz

Communication System: CW; Frequency: 2600 MHz; Duty Cycle: 1:1

Medium: H2600 Medium parameters used: $f = 2600$ MHz; $\sigma = 1.98$ mho/m; $\epsilon_r = 38.1$; $\rho = 1000$ kg/m³

DASY4 Configuration:

- Probe: ES3DV3 - SN3090; ConvF(4.53, 4.53, 4.53); Calibrated: 2023/3/15
- Sensor-Surface: 3mm (Mechanical Surface Detection)
- Electronics: DAE4 Sn662; Calibrated: 2023/3/8
- Phantom: SAM 1; Type: QD 000 P40 CB; Serial: TP/1378
- Postprocessing SW: SEMCAD, V1.8 Build 186

System check/Area Scan (61x81x1): Measurement grid: dx=12mm, dy=12mm

Maximum value of SAR (interpolated) = 19.2 mW/g

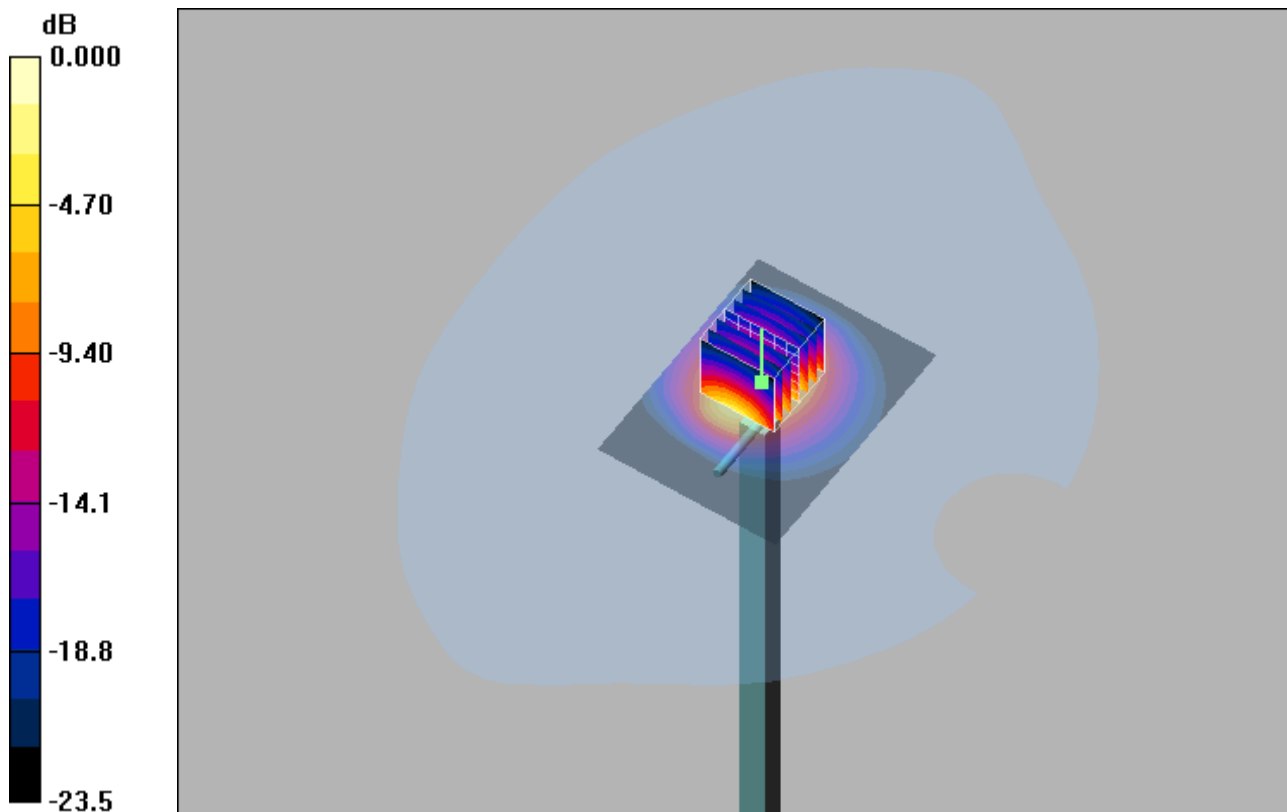
System check/Zoom Scan (7x7x7)/Cube 0: Measurement grid: dx=5mm, dy=5mm, dz=5mm

Reference Value = 91.3 V/m; Power Drift = 0.090 dB

Peak SAR (extrapolated) = 28.5 W/kg

SAR(1 g) = 13.2 mW/g; SAR(10 g) = 5.89 mW/g

Maximum value of SAR (measured) = 17.7 mW/g



0 dB = 17.7mW/g