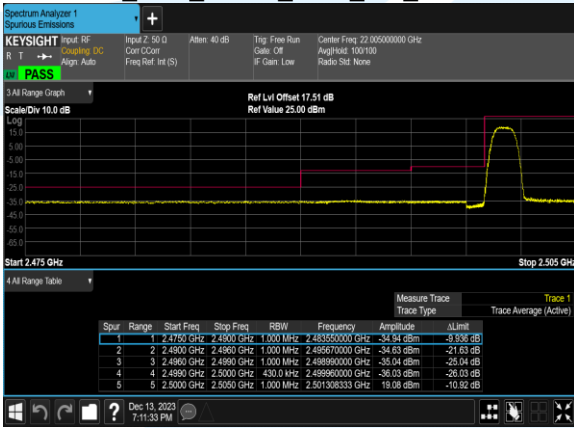


Conducted Band Edge

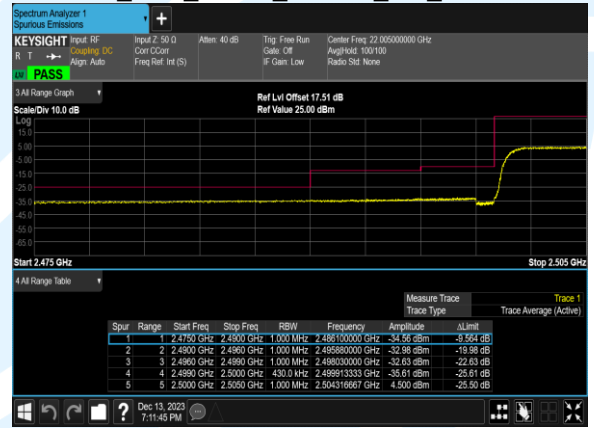
Band	Bandwidth (MHz)	Channel	Freq (MHz)	Modulation	RB	Result	Verdict
7	20.0	20850	2510.0	QPSK	1@0	see graph	PASS
7	20.0	20850	2510.0	QPSK	100@0	see graph	PASS
7	20.0	20850	2510.0	16QAM	1@0	see graph	PASS
7	20.0	20850	2510.0	16QAM	100@0	see graph	PASS
7	20.0	21350	2560.0	QPSK	1@99	see graph	PASS
7	20.0	21350	2560.0	QPSK	100@0	see graph	PASS
7	20.0	21350	2560.0	16QAM	1@99	see graph	PASS
7	15.0	20825	2507.5	QPSK	1@0	see graph	PASS
7	15.0	20825	2507.5	QPSK	75@0	see graph	PASS
7	15.0	20825	2507.5	16QAM	1@0	see graph	PASS
7	15.0	20825	2507.5	16QAM	75@0	see graph	PASS
7	15.0	21375	2562.5	QPSK	1@74	see graph	PASS
7	15.0	21375	2562.5	QPSK	75@0	see graph	PASS
7	15.0	21375	2562.5	16QAM	1@74	see graph	PASS
7	15.0	21375	2562.5	16QAM	75@0	see graph	PASS
7	10.0	20800	2505.0	QPSK	1@0	see graph	PASS
7	10.0	20800	2505.0	QPSK	50@0	see graph	PASS
7	10.0	20800	2505.0	16QAM	1@0	see graph	PASS
7	10.0	20800	2505.0	16QAM	50@0	see graph	PASS
7	10.0	21400	2565.0	QPSK	1@49	see graph	PASS
7	10.0	21400	2565.0	QPSK	50@0	see graph	PASS
7	10.0	21400	2565.0	16QAM	1@49	see graph	PASS
7	10.0	21400	2565.0	16QAM	50@0	see graph	PASS
7	5.0	20775	2502.5	QPSK	1@0	see graph	PASS
7	5.0	20775	2502.5	QPSK	25@0	see graph	PASS
7	5.0	20775	2502.5	16QAM	1@0	see graph	PASS
7	5.0	20775	2502.5	16QAM	25@0	see graph	PASS
7	5.0	21425	2567.5	QPSK	1@24	see graph	PASS
7	5.0	21425	2567.5	QPSK	25@0	see graph	PASS
7	5.0	21425	2567.5	16QAM	1@24	see graph	PASS
7	5.0	21425	2567.5	16QAM	25@0	see graph	PASS

Test Graphs

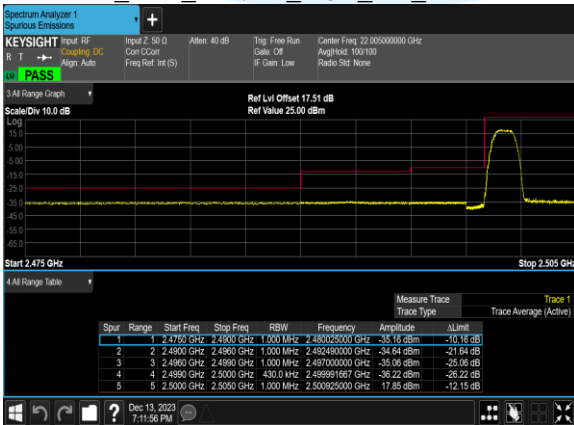
B7_20M_QPSK_1@0_CH_20850



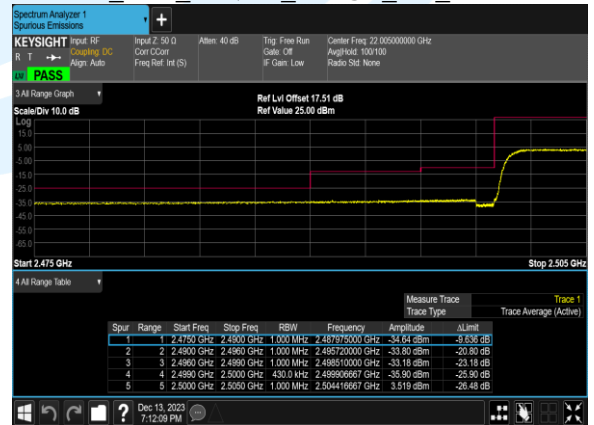
B7_20M_QPSK_100@0_CH_20850



B7_20M_16QAM_1@0_CH_20850



B7_20M_16QAM_100@0_CH_20850



Shenzhen UnionTrust Quality and Technology Co., Ltd.

Address: Unit D/E of 9/F and 16/F, Block A, Building 6, Baoneng science and technology park, Longhua district, Shenzhen, China

Tel: +86-755-28230888

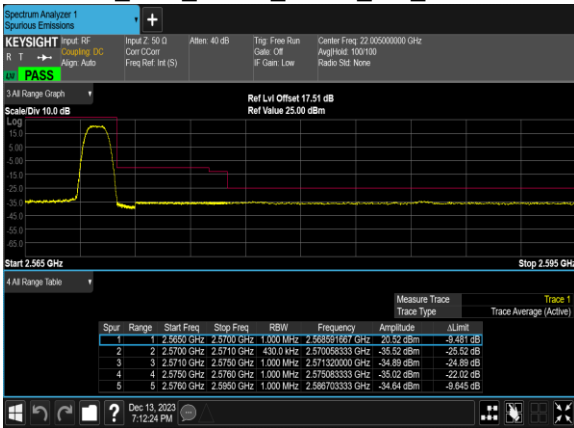
Fax: +86-755-28230886

E-mail: info@uttlab.com

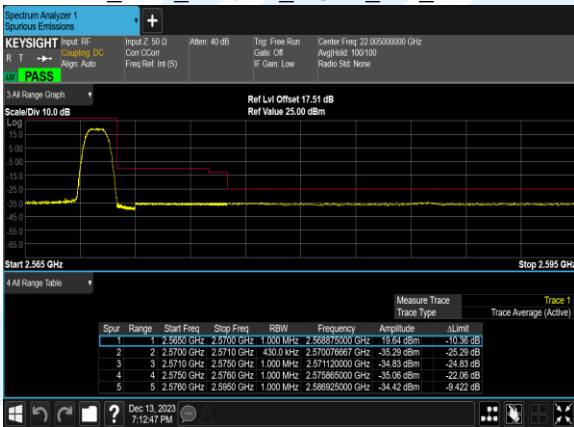
<http://www.uttlab.com>

UTTR-RF-FCC4G-V1.1

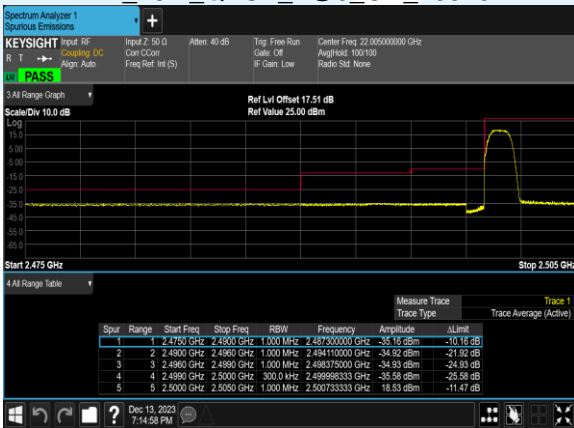
B7_20M_QPSK_1@99_CH_21350



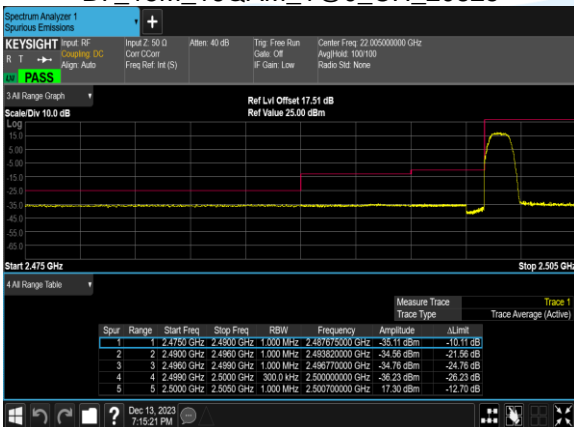
B7_20M_16QAM_1@99_CH_21350



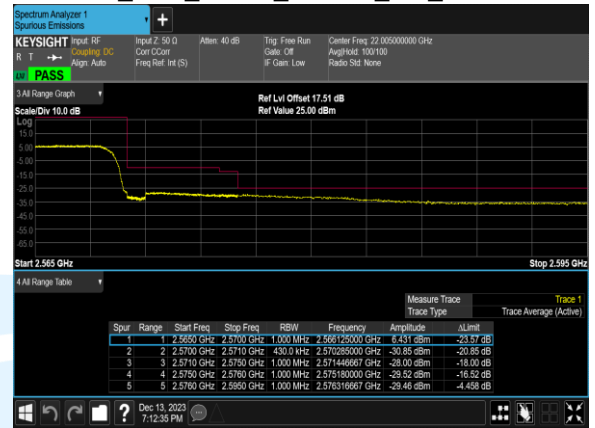
B7_15M_QPSK_1@0_CH_20825



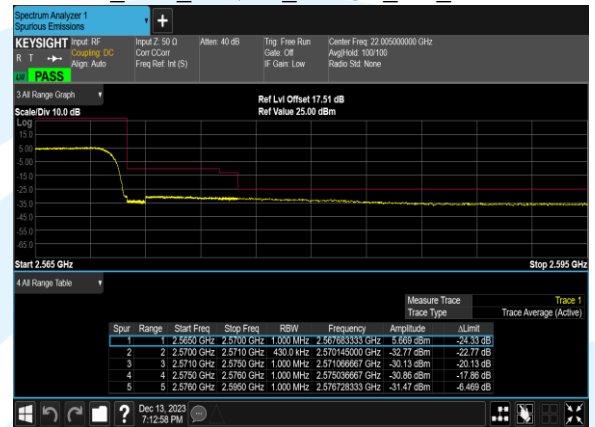
B7_15M_16QAM_1@0_CH_20825



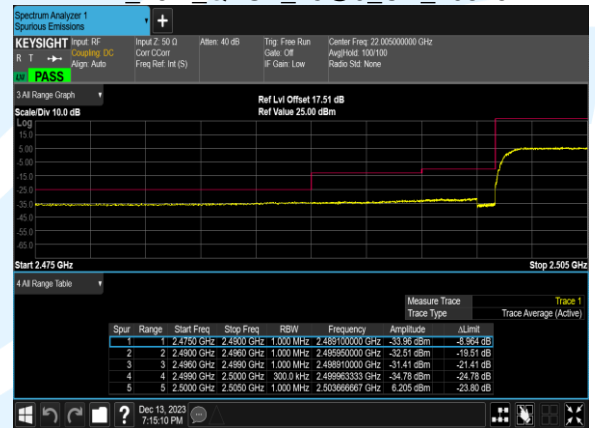
B7_20M_QPSK_100@0_CH_21350



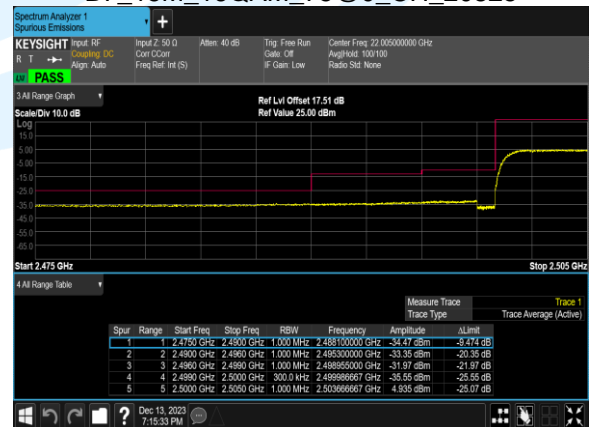
B7_20M_16QAM_100@0_CH_21350



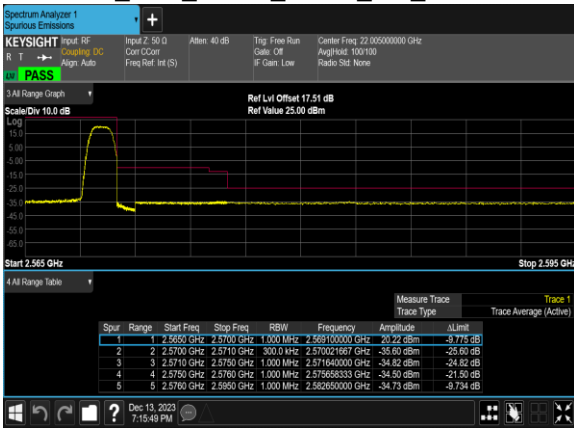
B7_15M_QPSK_75@0_CH_20825



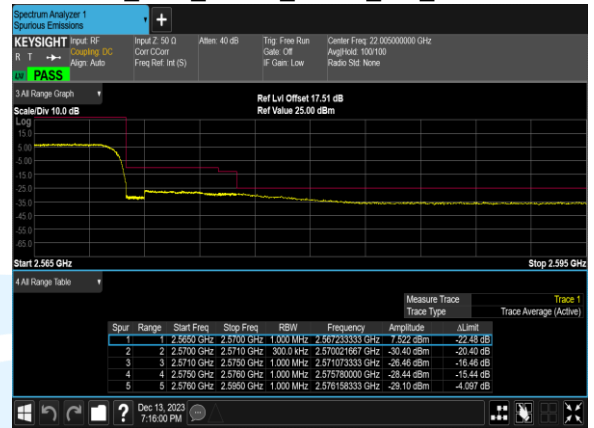
B7_15M_16QAM_75@0_CH_20825



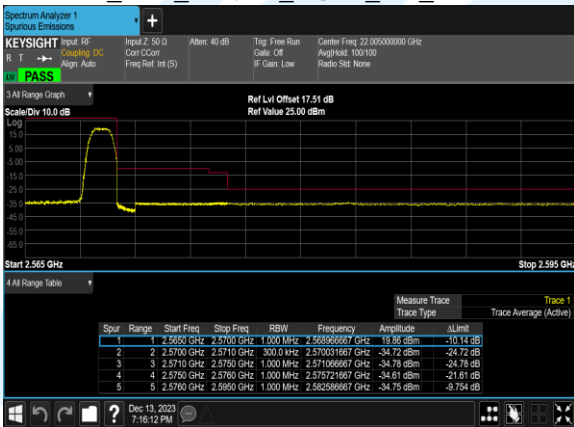
B7_15M_QPSK_1@74_CH_21375



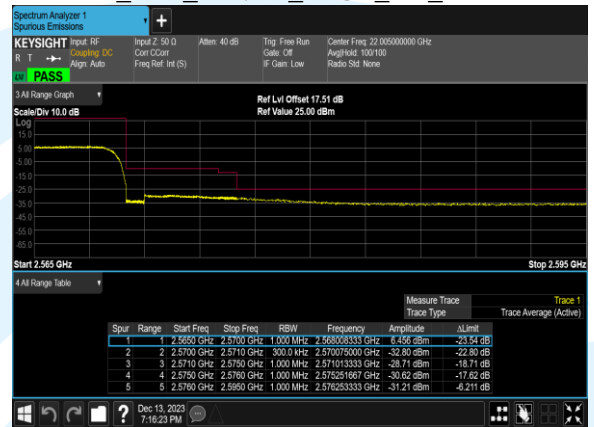
B7_15M_QPSK_75@0_CH_21375



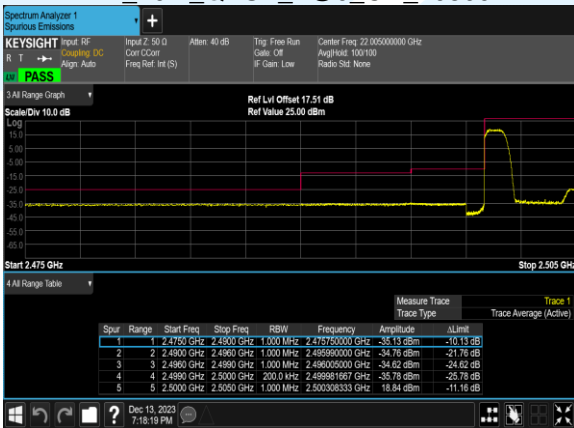
B7_15M_16QAM_1@74_CH_21375



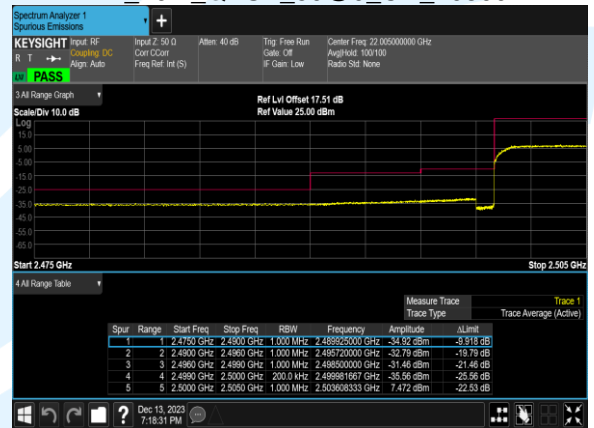
B7_15M_16QAM_75@0_CH_21375



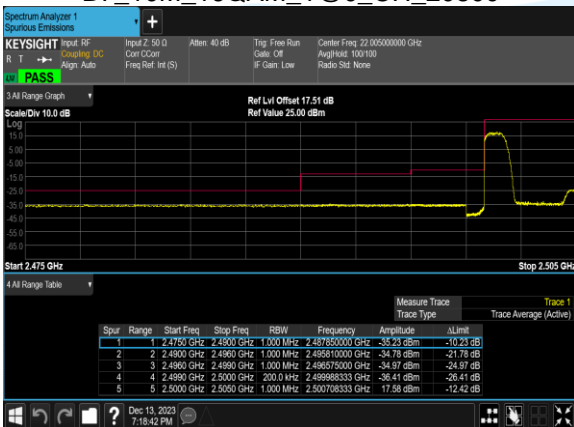
B7_10M_QPSK_1@0_CH_20800



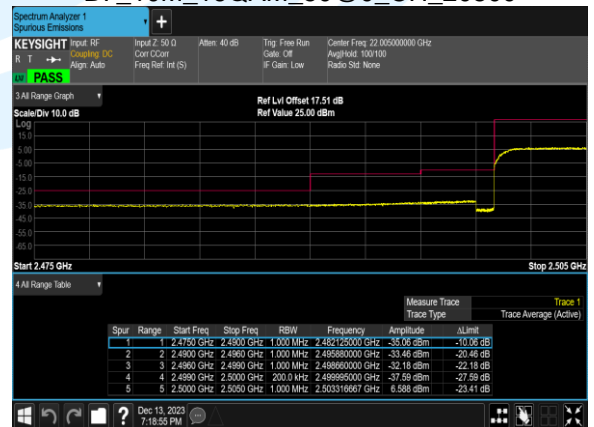
B7_10M_QPSK_50@0_CH_20800



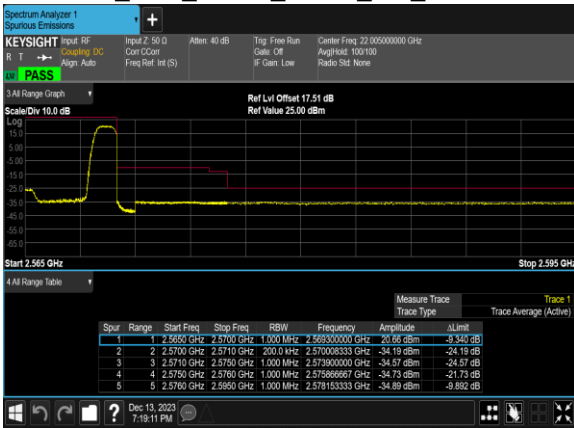
B7_10M_16QAM_1@0_CH_20800



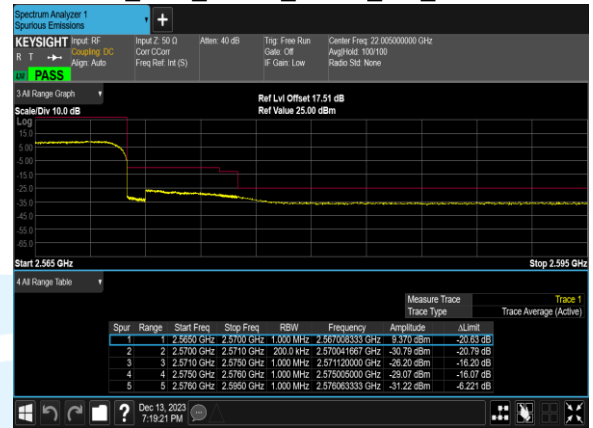
B7_10M_16QAM_50@0_CH_20800



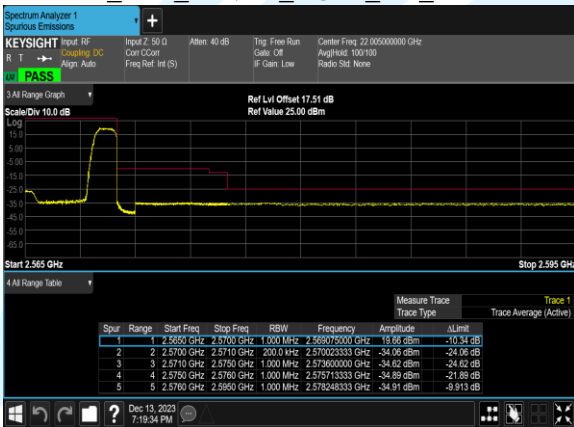
B7_10M_QPSK_1@49_CH_21400



B7_10M_QPSK_50@0_CH_21400



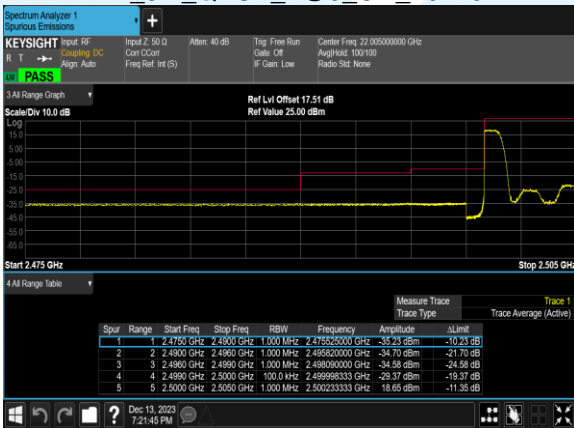
B7_10M_16QAM_1@49_CH_21400



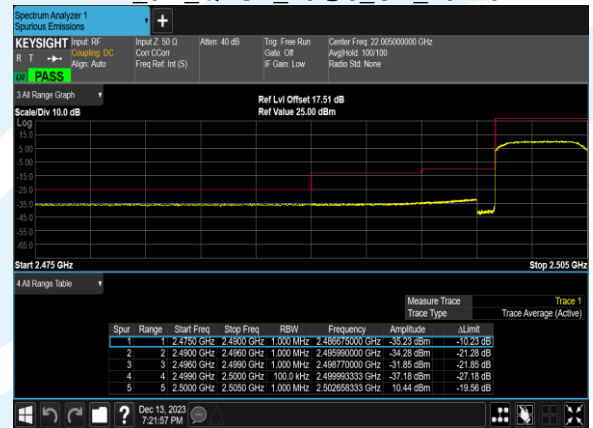
B7_10M_16QAM_50@0_CH_21400



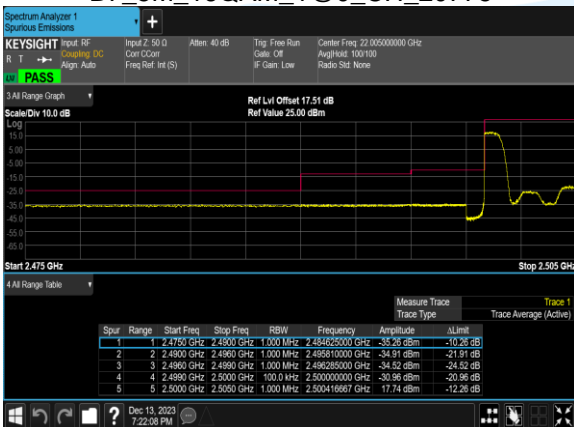
B7_5M_QPSK_1@0_CH_20775



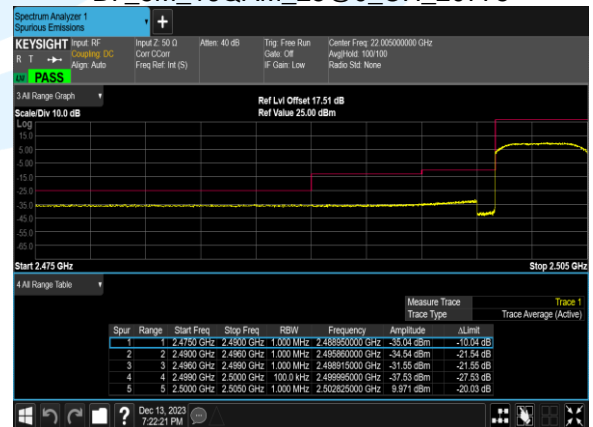
B7_5M_QPSK_25@0_CH_20775



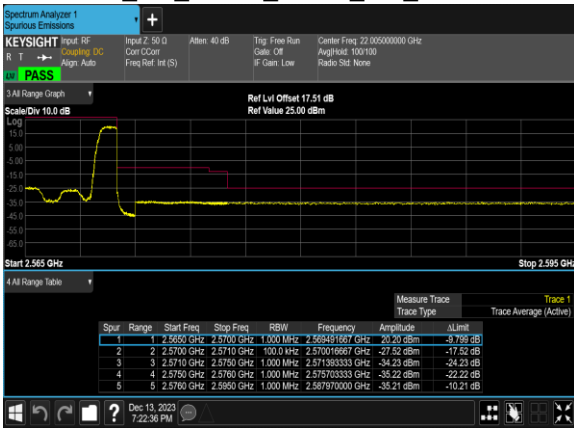
B7_5M_16QAM_1@0_CH_20775



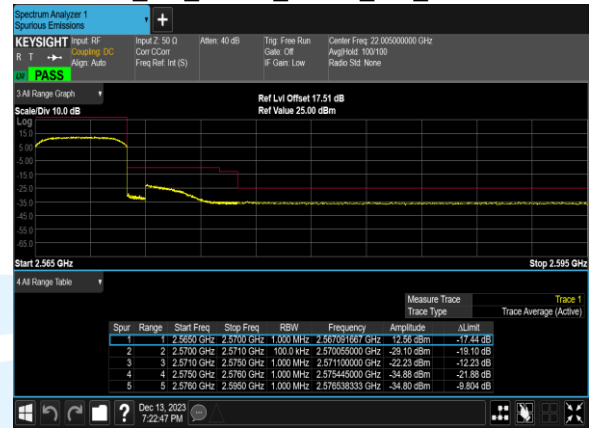
B7_5M_16QAM_25@0_CH_20775



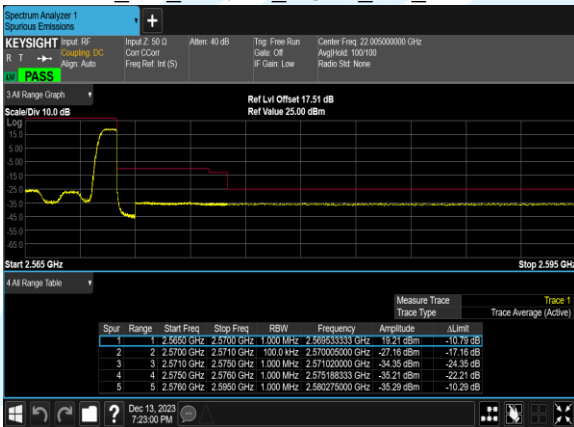
B7_5M_QPSK_1@24_CH_21425



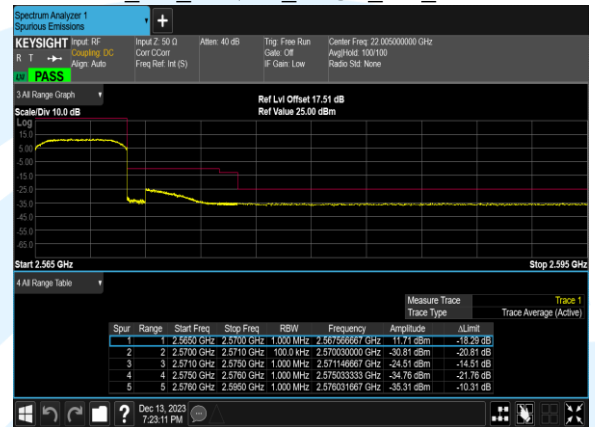
B7_5M_QPSK_25@0_CH_21425



B7_5M_16QAM_1@24_CH_21425



B7_5M_16QAM_25@0_CH_21425



APPENDIX 1 PHOTOS OF TEST SETUP

See test photos attached in Appendix 1 for the actual connections between Product and support equipment.

APPENDIX 2 PHOTOS OF EUT CONSTRUCTIONAL DETAILS

Refer to Appendix 2 for EUT external and internal photos.

*** End of Report ***

The test report is effective only with both signature and specialized stamp. The result(s) shown in this report refer only to the sample(s) tested. Without written approval of UnionTrust, this report can't be reproduced except in full.
