

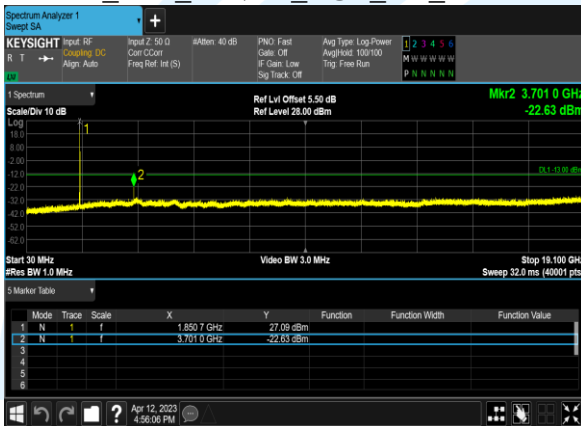
B2_1.4M_QPSK_1@0_CH_19193



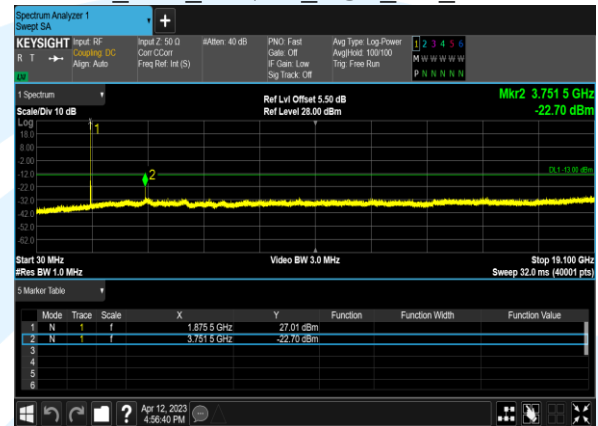
B2_1.4M_16QAM_1@0_CH_19193



B2_10M_64QAM_1@0_CH_18650



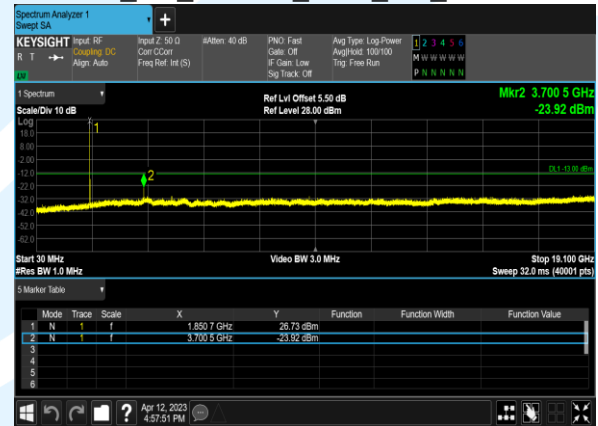
B2_10M_64QAM_1@0_CH_18900



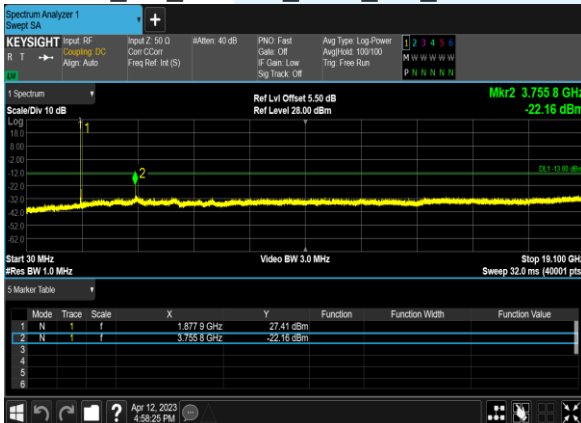
B2_10M_64QAM_1@0_CH_19150



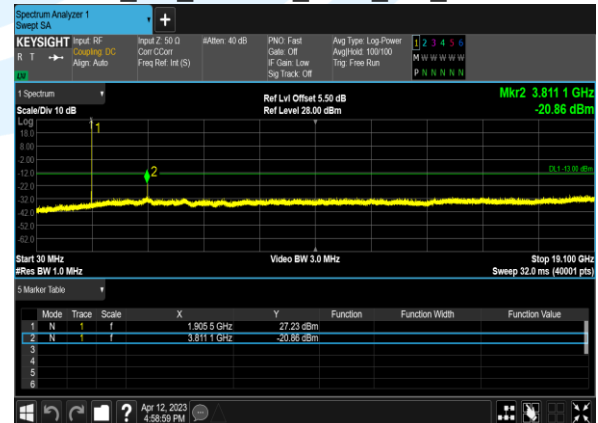
B2_5M_64QAM_1@0_CH_18625



B2_5M_64QAM_1@0_CH_18900



B2_5M_64QAM_1@0_CH_19175



Shenzhen UnionTrust Quality and Technology Co., Ltd.

Address: Unit D/E of 9/F and 16/F, Block A, Building 6, Baoneng science and technology park, Longhua district, Shenzhen, China

Tel: +86-755-28230888

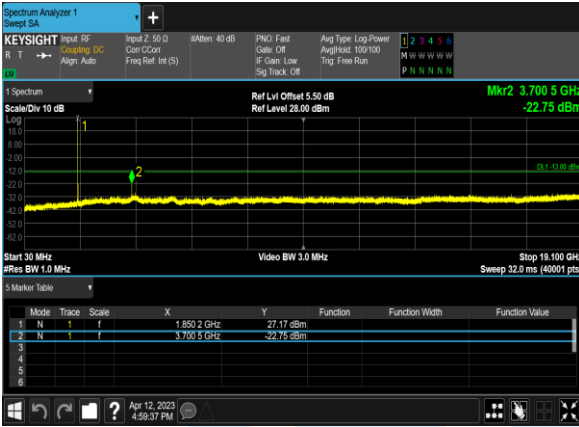
Fax: +86-755-28230886

E-mail: info@uttlab.com

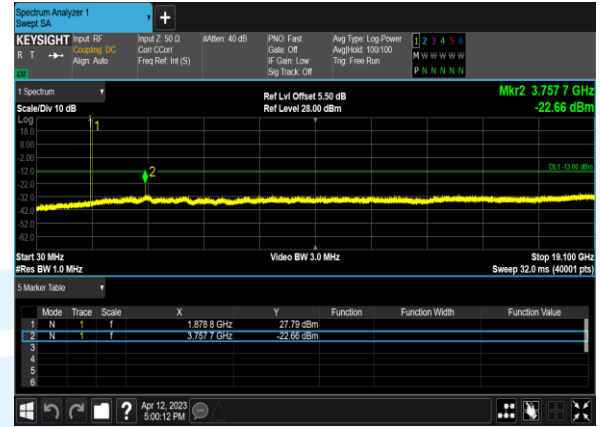
<http://www.uttlab.com>

UTTR-RF-FCC4G-V1.1

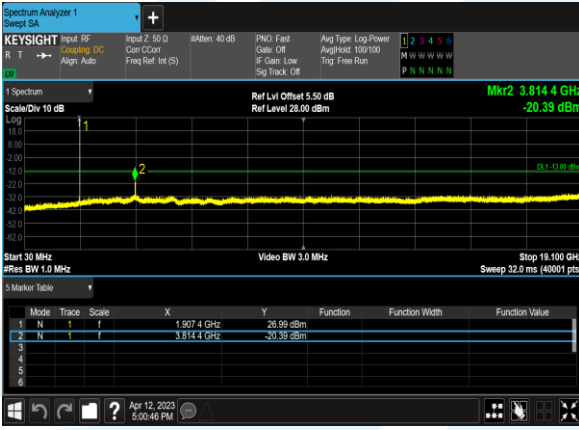
B2_3M_64QAM_1@0_CH_18615



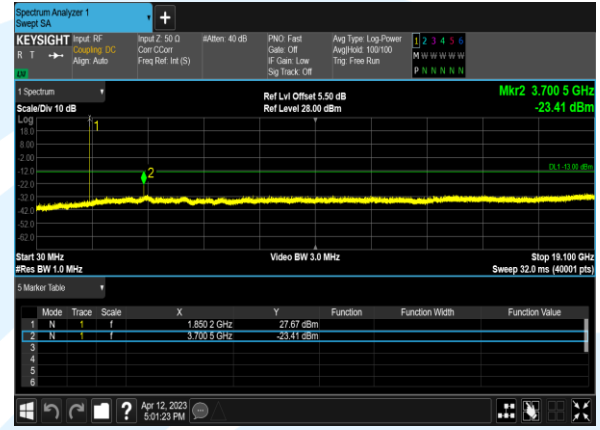
B2_3M_64QAM_1@0_CH_18900



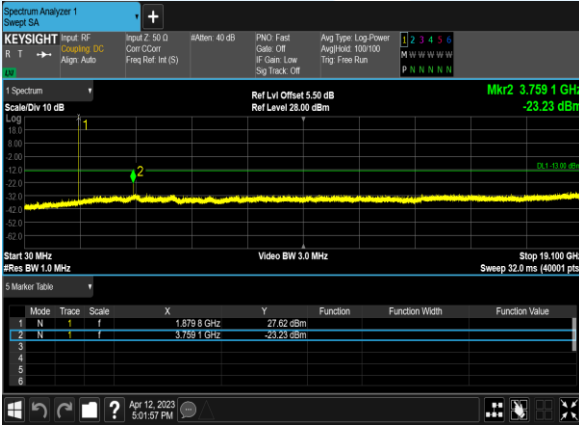
B2_3M_64QAM_1@0_CH_19185



B2_1.4M_64QAM_1@0_CH_18607



B2_1.4M_64QAM_1@0_CH_18900



B2_1.4M_64QAM_1@0_CH_19193



Conducted Band Edge

Band	Bandwidth (MHz)	Channel	Freq (MHz)	Modulation	RB	Result	Verdict
2	20.0	18700	1860.0	QPSK	1@0	see graph	PASS
2	20.0	18700	1860.0	QPSK	100@0	see graph	PASS
2	20.0	18700	1860.0	16QAM	1@0	see graph	PASS
2	20.0	18700	1860.0	16QAM	100@0	see graph	PASS
2	20.0	19100	1900.0	QPSK	1@99	see graph	PASS
2	20.0	19100	1900.0	QPSK	100@0	see graph	PASS
2	20.0	19100	1900.0	16QAM	1@99	see graph	PASS
2	20.0	19100	1900.0	16QAM	100@0	see graph	PASS
2	15.0	18675	1857.5	QPSK	1@0	see graph	PASS
2	15.0	18675	1857.5	QPSK	75@0	see graph	PASS
2	15.0	18675	1857.5	16QAM	1@0	see graph	PASS
2	15.0	18675	1857.5	16QAM	75@0	see graph	PASS
2	15.0	19125	1902.5	QPSK	1@74	see graph	PASS
2	15.0	19125	1902.5	QPSK	75@0	see graph	PASS
2	15.0	19125	1902.5	16QAM	1@74	see graph	PASS
2	15.0	19125	1902.5	16QAM	75@0	see graph	PASS
2	10.0	18650	1855.0	QPSK	1@0	see graph	PASS
2	10.0	18650	1855.0	QPSK	50@0	see graph	PASS
2	10.0	18650	1855.0	16QAM	1@0	see graph	PASS
2	10.0	18650	1855.0	16QAM	50@0	see graph	PASS
2	10.0	19150	1905.0	QPSK	1@49	see graph	PASS
2	10.0	19150	1905.0	QPSK	50@0	see graph	PASS
2	10.0	19150	1905.0	16QAM	1@49	see graph	PASS
2	10.0	19150	1905.0	16QAM	50@0	see graph	PASS
2	5.0	18625	1852.5	QPSK	1@0	see graph	PASS
2	5.0	18625	1852.5	QPSK	25@0	see graph	PASS
2	5.0	18625	1852.5	16QAM	1@0	see graph	PASS
2	5.0	18625	1852.5	16QAM	25@0	see graph	PASS
2	5.0	19175	1907.5	QPSK	1@24	see graph	PASS
2	5.0	19175	1907.5	QPSK	25@0	see graph	PASS
2	5.0	19175	1907.5	16QAM	1@24	see graph	PASS
2	5.0	19175	1907.5	16QAM	25@0	see graph	PASS
2	3.0	18615	1851.5	QPSK	1@0	see graph	PASS
2	3.0	18615	1851.5	QPSK	15@0	see graph	PASS
2	3.0	18615	1851.5	16QAM	1@0	see graph	PASS
2	3.0	18615	1851.5	16QAM	15@0	see graph	PASS
2	3.0	19185	1908.5	QPSK	1@14	see graph	PASS
2	3.0	19185	1908.5	QPSK	15@0	see graph	PASS
2	3.0	19185	1908.5	16QAM	1@14	see graph	PASS
2	3.0	19185	1908.5	16QAM	15@0	see graph	PASS
2	1.4	18607	1850.7	QPSK	1@0	see graph	PASS
2	1.4	18607	1850.7	QPSK	6@0	see graph	PASS
2	1.4	18607	1850.7	16QAM	1@0	see graph	PASS
2	1.4	18607	1850.7	16QAM	6@0	see graph	PASS
2	1.4	19193	1909.3	QPSK	1@5	see graph	PASS
2	1.4	19193	1909.3	QPSK	6@0	see graph	PASS
2	1.4	19193	1909.3	16QAM	1@5	see graph	PASS
2	1.4	19193	1909.3	16QAM	6@0	see graph	PASS
2	20.0	18700	1860.0	64QAM	1@0	see graph	PASS
2	20.0	18700	1860.0	64QAM	100@0	see graph	PASS
2	20.0	19100	1900.0	64QAM	1@99	see graph	PASS
2	20.0	19100	1900.0	64QAM	100@0	see graph	PASS
2	15.0	18675	1857.5	64QAM	1@0	see graph	PASS
2	15.0	18675	1857.5	64QAM	75@0	see graph	PASS
2	15.0	19125	1902.5	64QAM	1@74	see graph	PASS
2	15.0	19125	1902.5	64QAM	75@0	see graph	PASS
2	10.0	18650	1855.0	64QAM	1@0	see graph	PASS
2	10.0	18650	1855.0	64QAM	50@0	see graph	PASS
2	10.0	19150	1905.0	64QAM	1@49	see graph	PASS
2	10.0	19150	1905.0	64QAM	50@0	see graph	PASS
2	5.0	18625	1852.5	64QAM	1@0	see graph	PASS
2	5.0	18625	1852.5	64QAM	25@0	see graph	PASS
2	5.0	19175	1907.5	64QAM	1@24	see graph	PASS
2	5.0	19175	1907.5	64QAM	25@0	see graph	PASS
2	3.0	18615	1851.5	64QAM	1@0	see graph	PASS
2	3.0	18615	1851.5	64QAM	15@0	see graph	PASS
2	3.0	19185	1908.5	64QAM	1@14	see graph	PASS
2	3.0	19185	1908.5	64QAM	15@0	see graph	PASS
2	1.4	18607	1850.7	64QAM	1@0	see graph	PASS
2	1.4	18607	1850.7	64QAM	6@0	see graph	PASS
2	1.4	19193	1909.3	64QAM	1@5	see graph	PASS
2	1.4	19193	1909.3	64QAM	6@0	see graph	PASS

Shenzhen UnionTrust Quality and Technology Co., Ltd.

Address: Unit D/E of 9/F and 16/F, Block A, Building 6, Baoneng science and technology park, Longhua district, Shenzhen, China

Tel: +86-755-28230888

Fax: +86-755-28230886

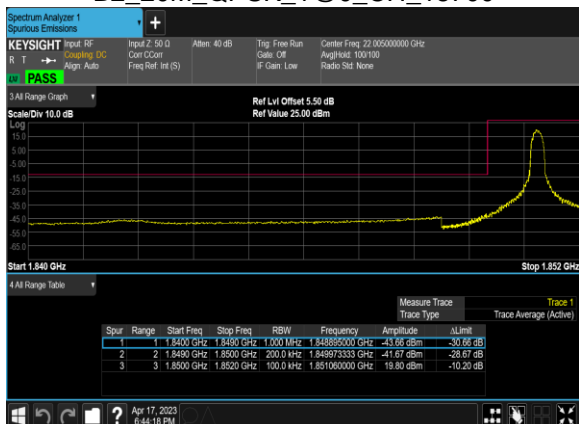
E-mail: info@uttlab.com

<http://www.uttlab.com>

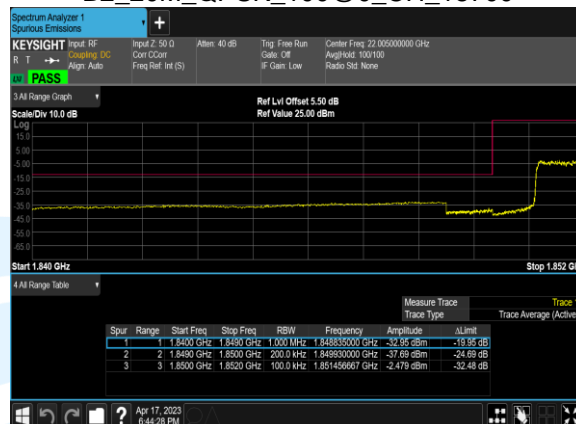
UTTR-RF-FCC4G-V1.1

Test Graphs

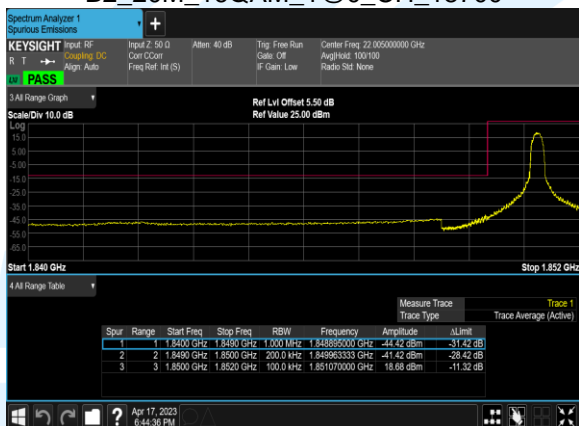
B2_20M_QPSK_1@0_CH_18700



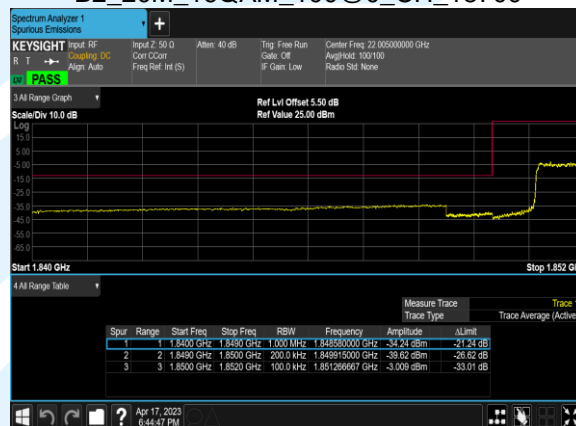
B2_20M_QPSK_100@0_CH_18700



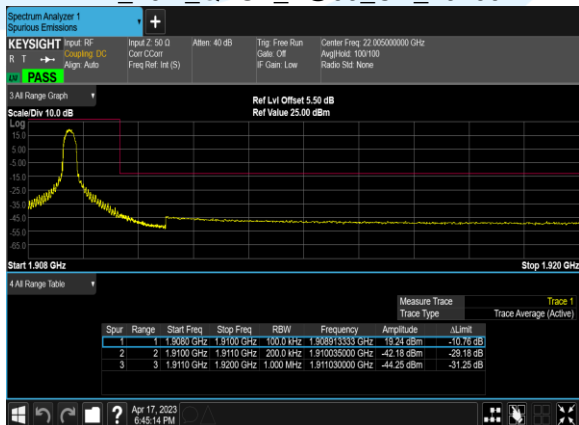
B2_20M_16QAM_1@0_CH_18700



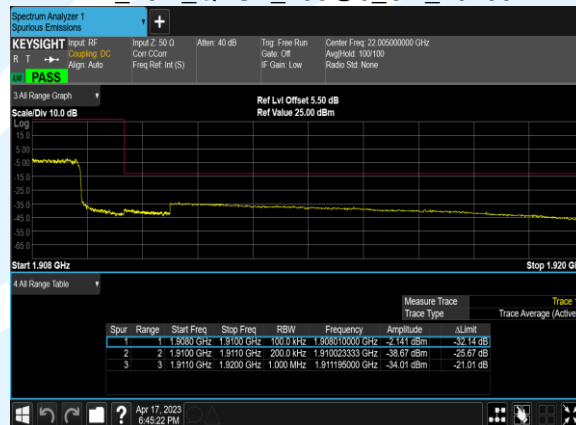
B2_20M_16QAM_100@0_CH_18700



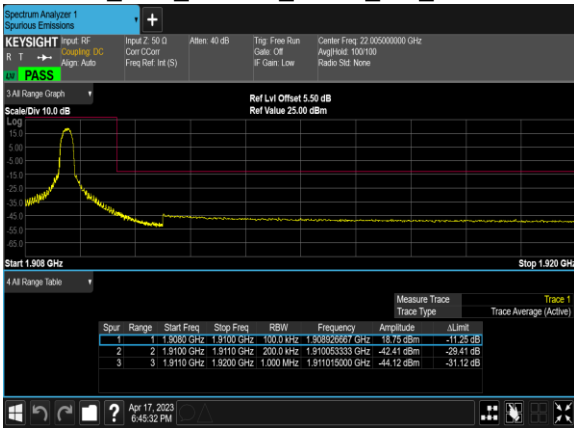
B2_20M_QPSK_1@99_CH_19100



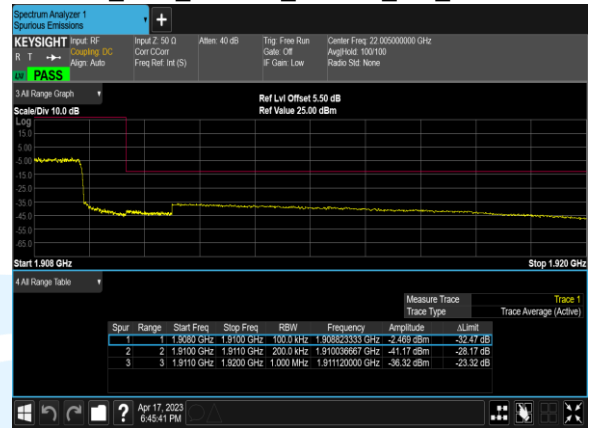
B2_20M_QPSK_100@0_CH_19100



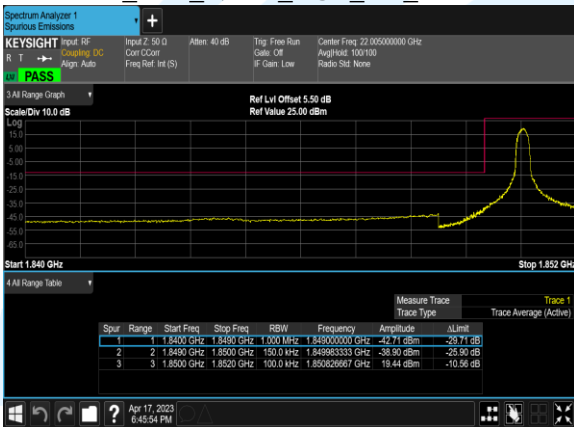
B2_20M_16QAM_1@99_CH_19100



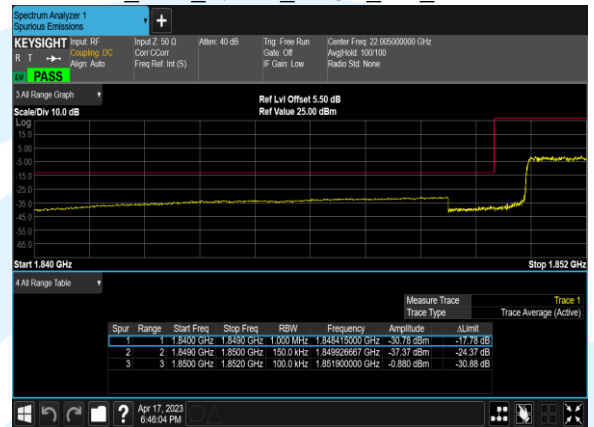
B2_20M_16QAM_100@0_CH_19100



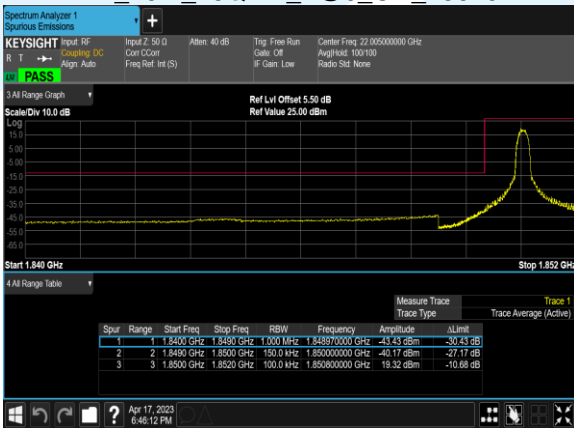
B2_15M_QPSK_1@0_CH_18675



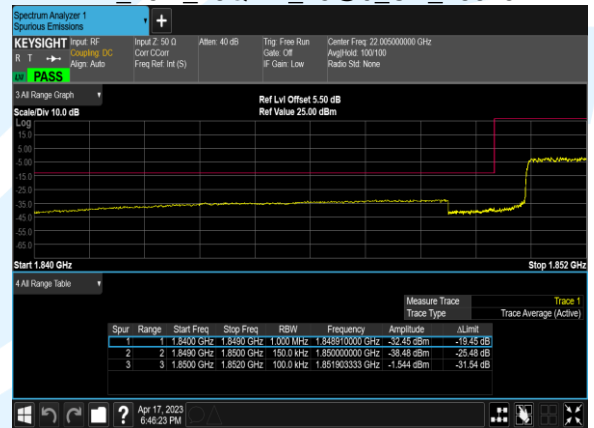
B2_15M_QPSK_75@0_CH_18675



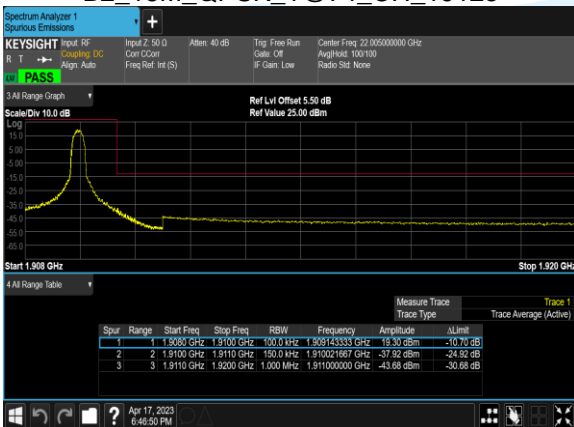
B2_15M_16QAM_1@0_CH_18675



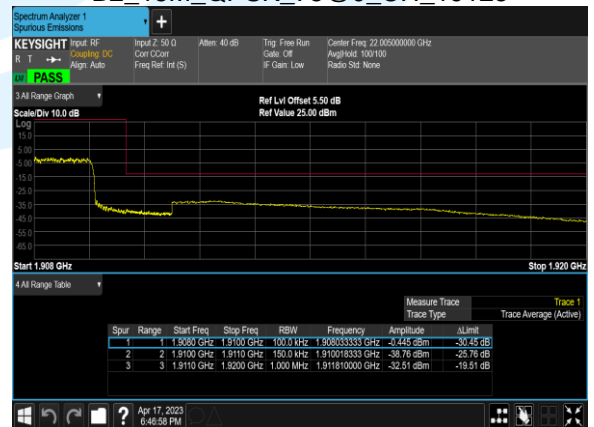
B2_15M_16QAM_75@0_CH_18675



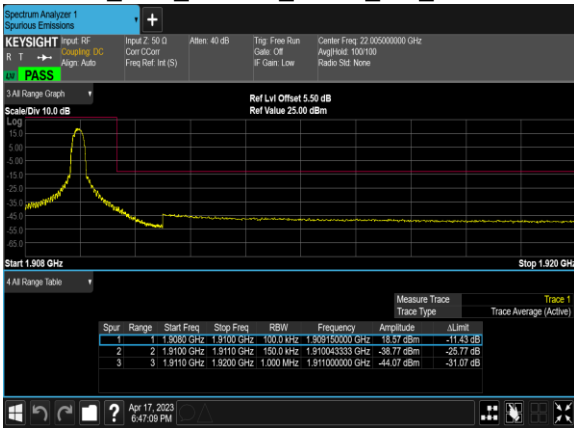
B2_15M_QPSK_1@74_CH_19125



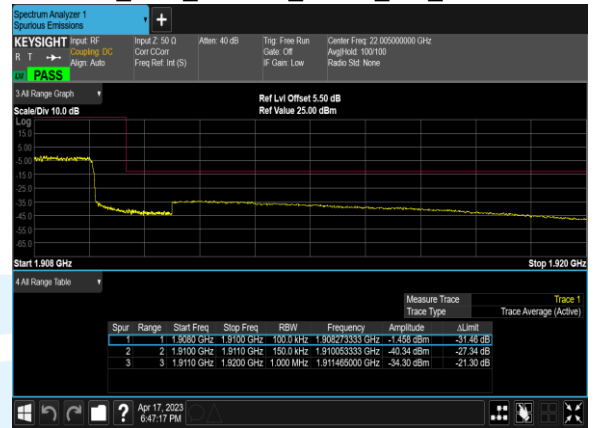
B2_15M_QPSK_75@0_CH_19125



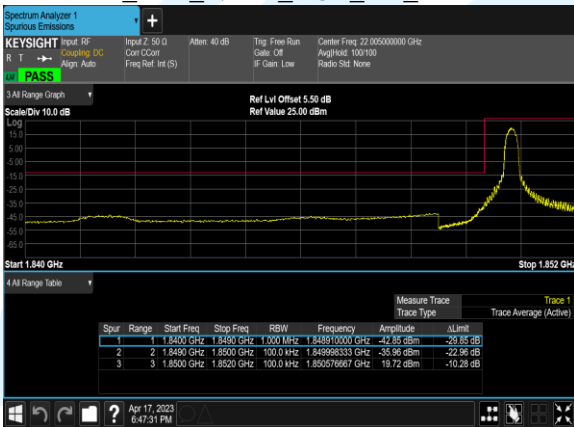
B2_15M_16QAM_1@74_CH_19125



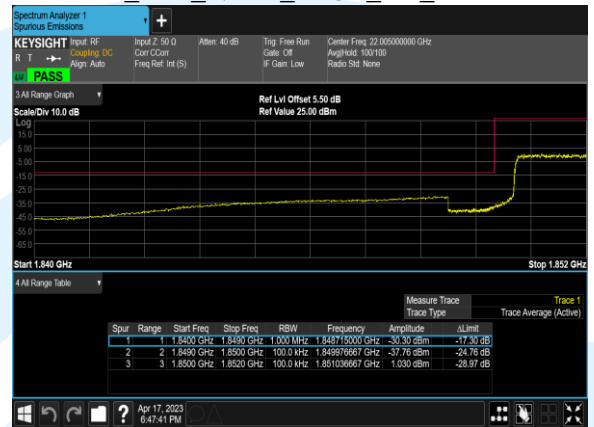
B2_15M_16QAM_75@0_CH_19125



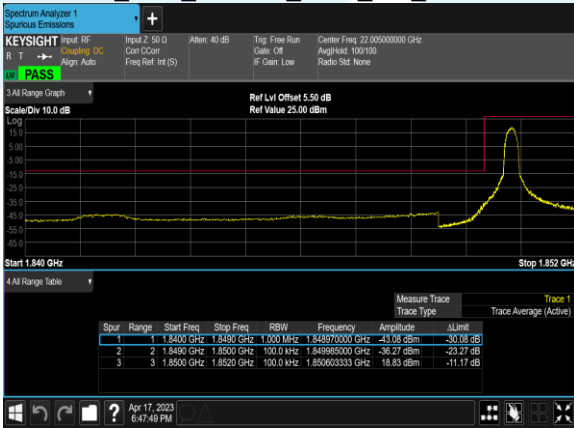
B2_10M_QPSK_1@0_CH_18650



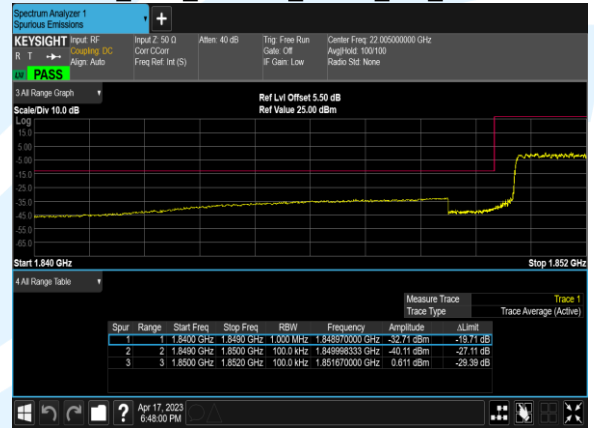
B2_10M_QPSK_50@0_CH_18650



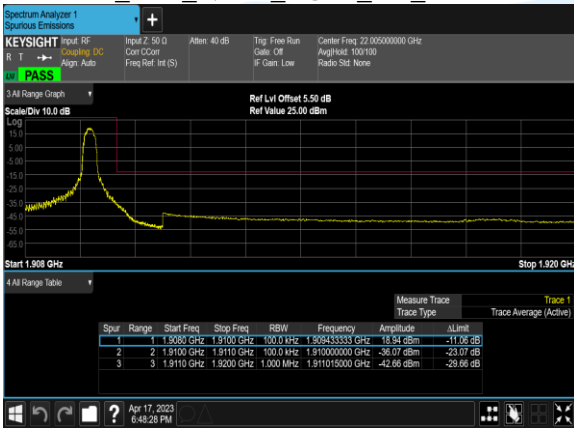
B2_10M_16QAM_1@0_CH_18650



B2_10M_16QAM_50@0_CH_18650



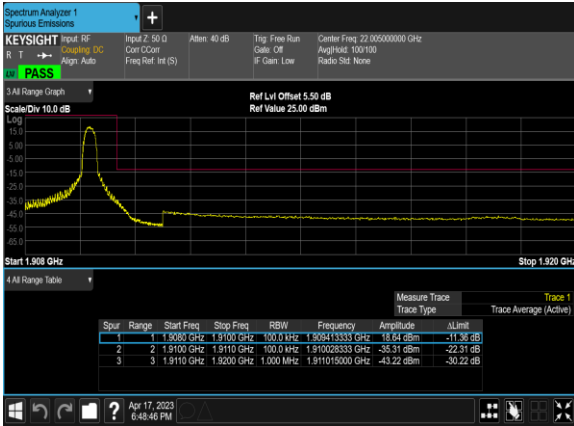
B2_10M_QPSK_1@49_CH_19150



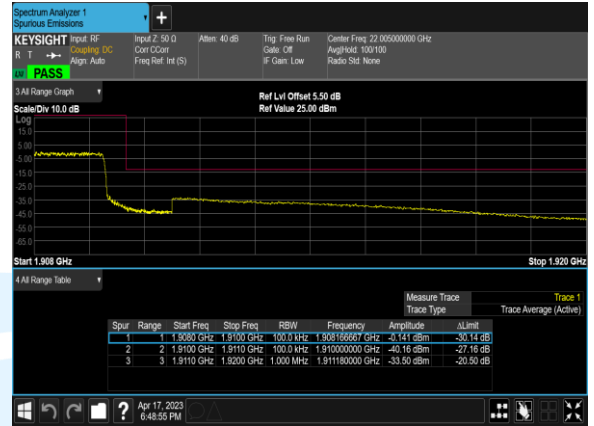
B2_10M_QPSK_50@0_CH_19150



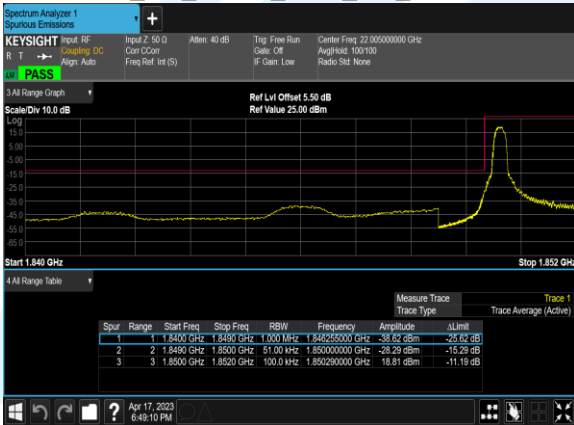
B2_10M_16QAM_1@49_CH_19150



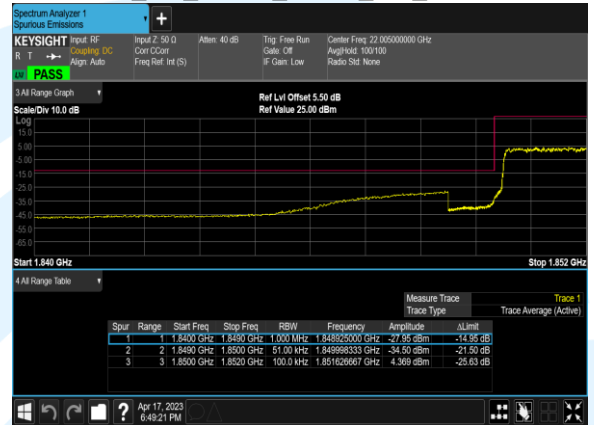
B2_10M_16QAM_50@0_CH_19150



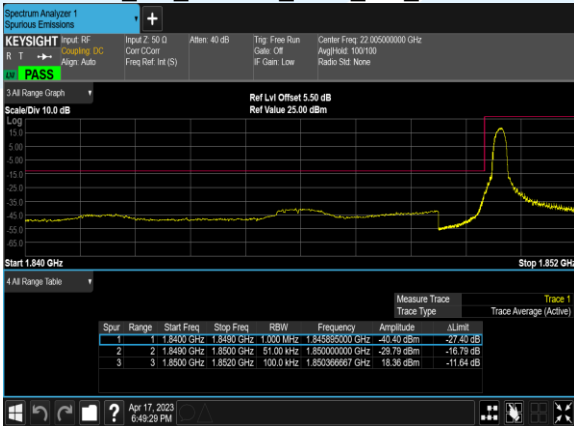
B2_5M_QPSK_1@0_CH_18625



B2_5M_QPSK_25@0_CH_18625



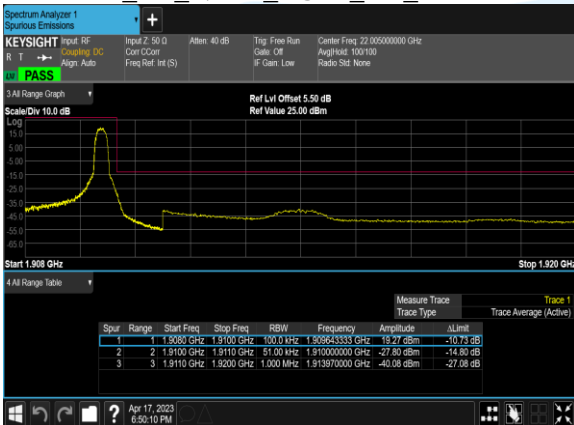
B2_5M_16QAM_1@0_CH_18625



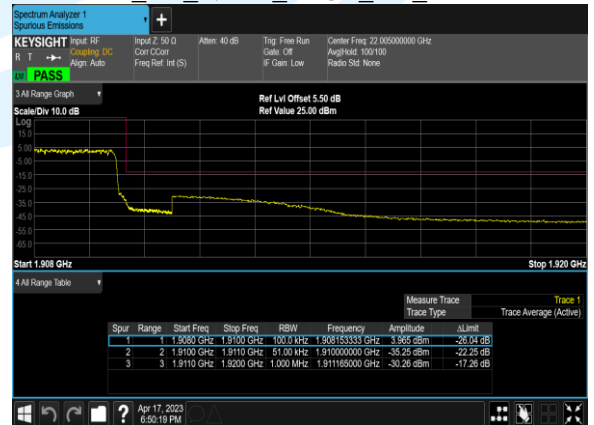
B2_5M_16QAM_25@0_CH_18625



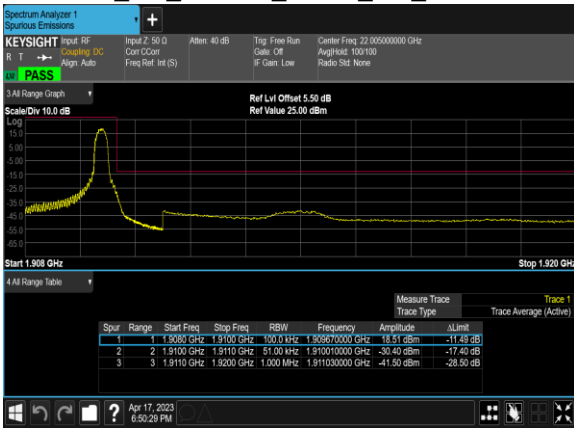
B2_5M_QPSK_1@24_CH_19175



B2_5M_QPSK_25@0_CH_19175



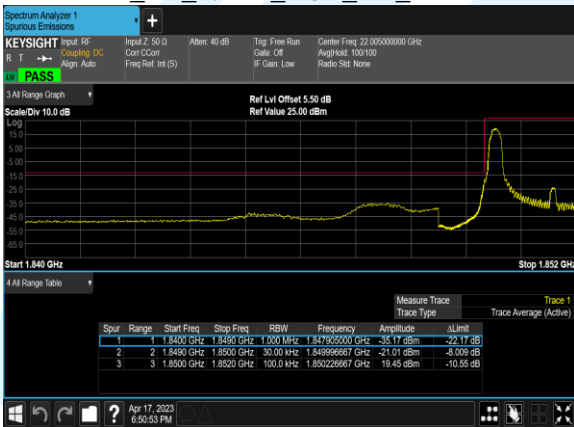
B2_5M_16QAM_1@24_CH_19175



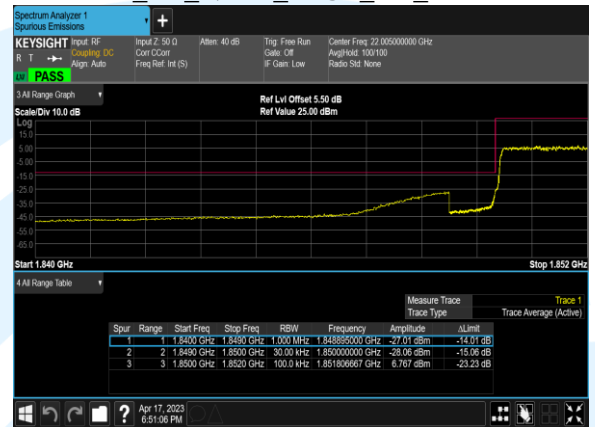
B2_5M_16QAM_25@0_CH_19175



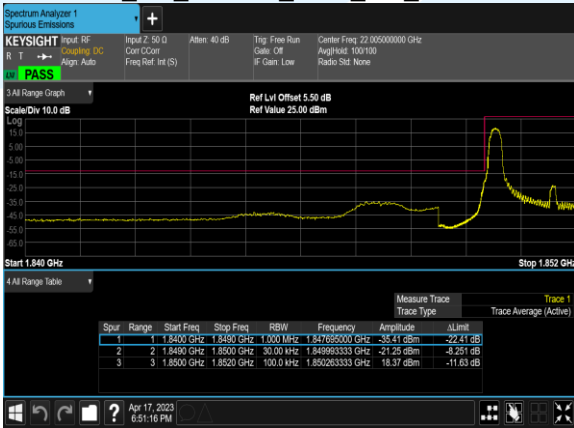
B2_3M_QPSK_1@0_CH_18615



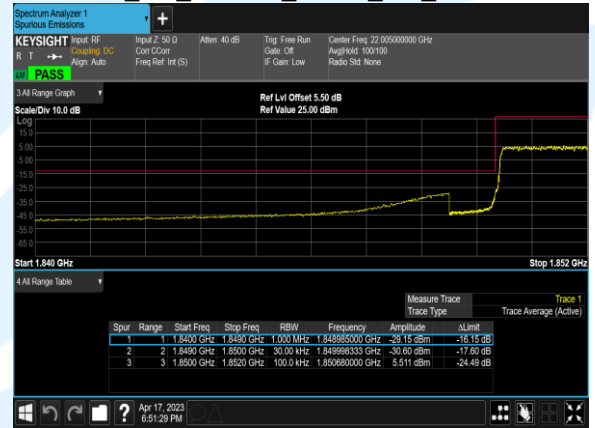
B2_3M_QPSK_15@0_CH_18615



B2_3M_16QAM_1@0_CH_18615



B2_3M_16QAM_15@0_CH_18615



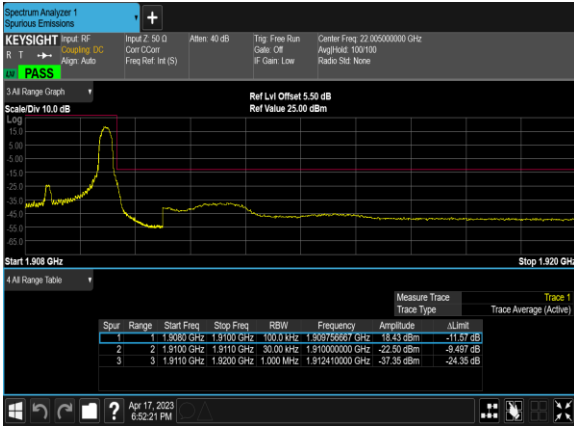
B2_3M_QPSK_1@14_CH_19185



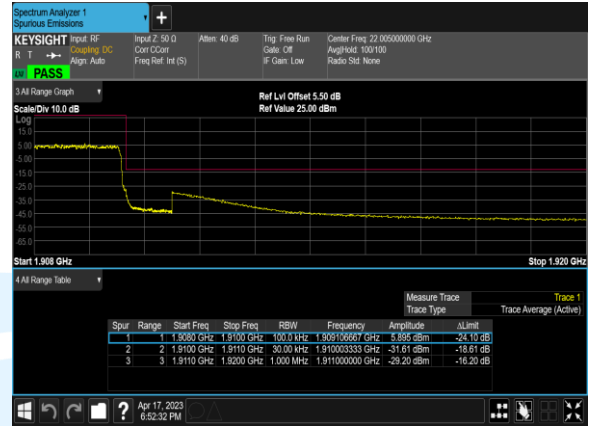
B2_3M_QPSK_15@0_CH_19185



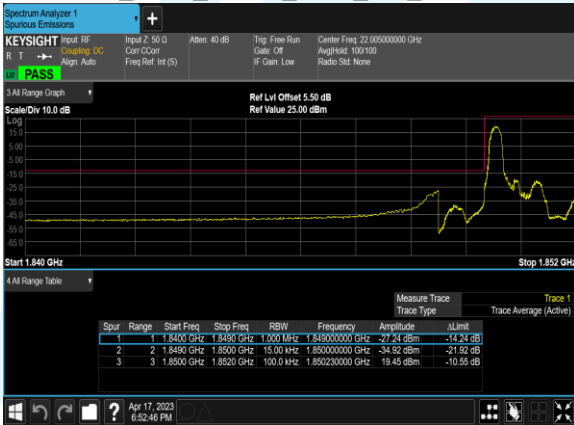
B2_3M_16QAM_1@14_CH_19185



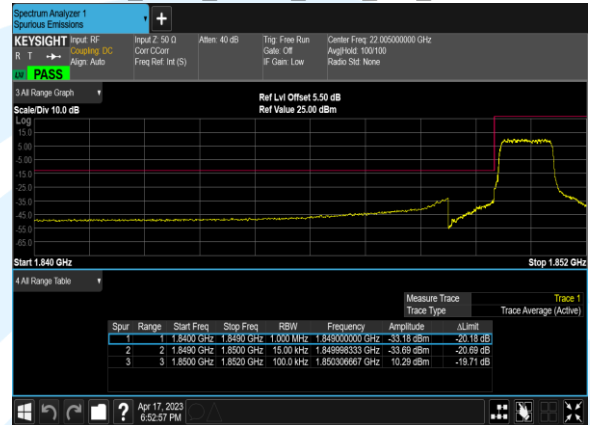
B2_3M_16QAM_15@0_CH_19185



B2_1.4M_QPSK_1@0_CH_18607



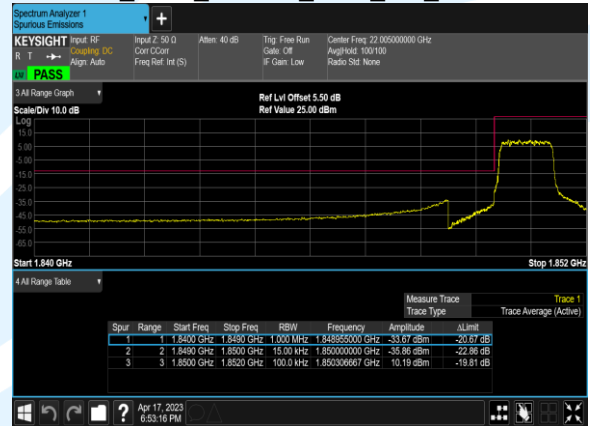
B2_1.4M_QPSK_6@0_CH_18607



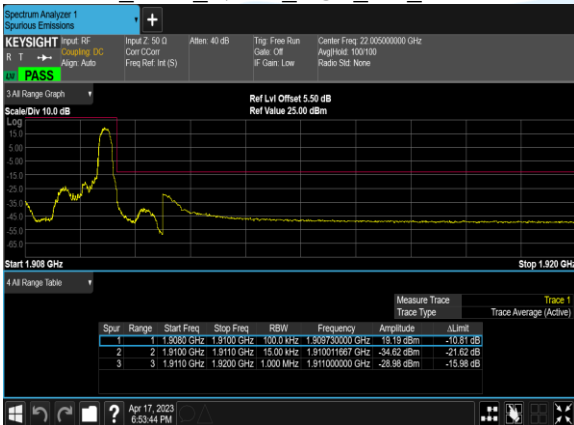
B2_1.4M_16QAM_1@0_CH_18607



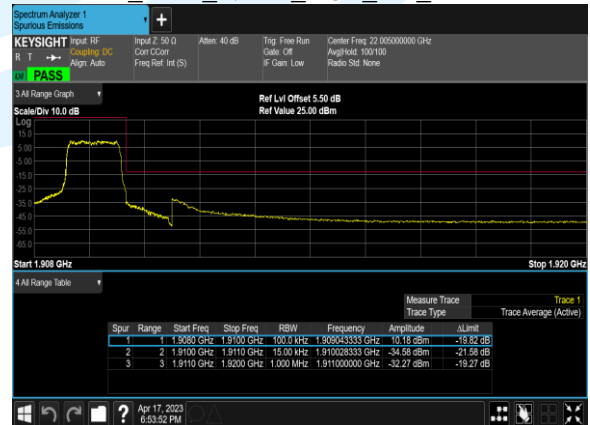
B2_1.4M_16QAM_6@0_CH_18607



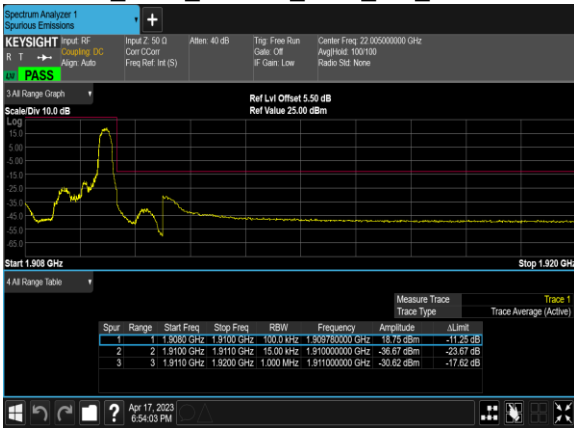
B2_1.4M_QPSK_1@5_CH_19193



B2_1.4M_QPSK_6@0_CH_19193



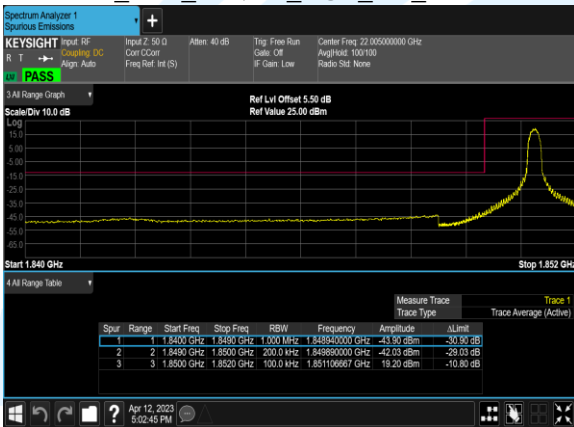
B2_1.4M_16QAM_1@5_CH_19193



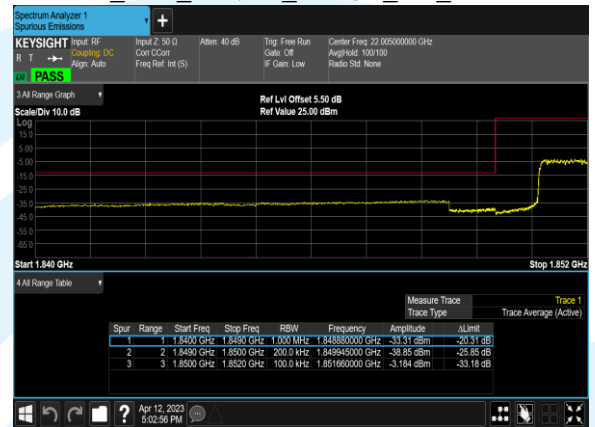
B2_1.4M_16QAM_6@0_CH_19193



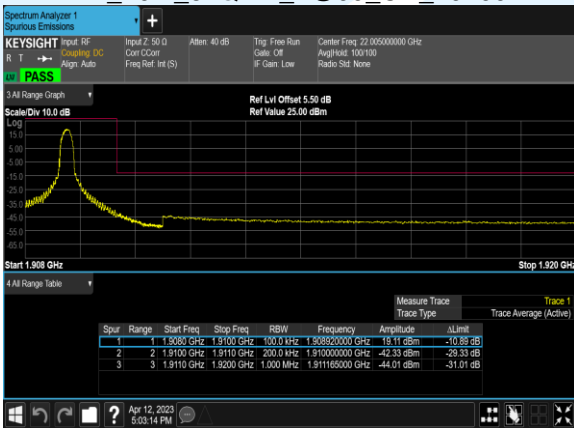
B2_20M_64QAM_1@0_CH_18700



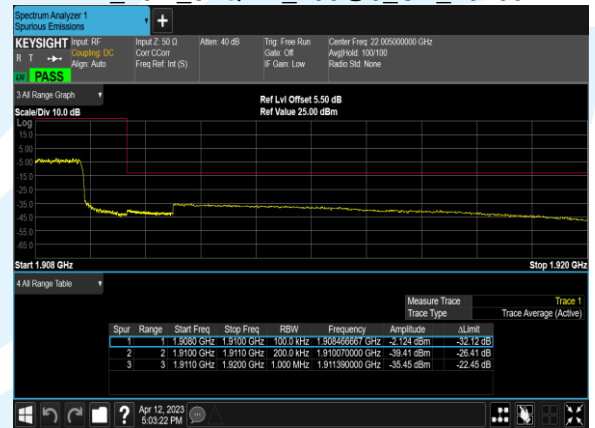
B2_20M_64QAM_100@0_CH_18700



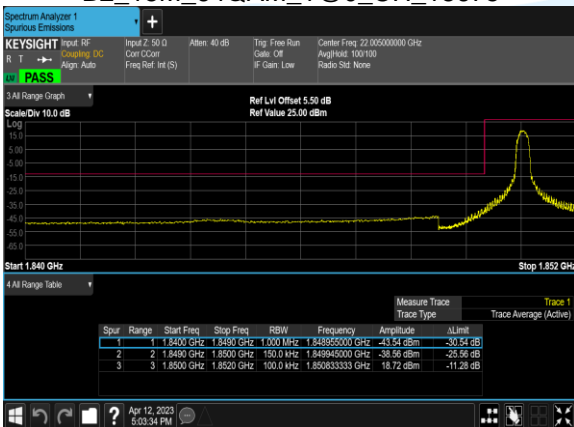
B2_20M_64QAM_1@99_CH_19100



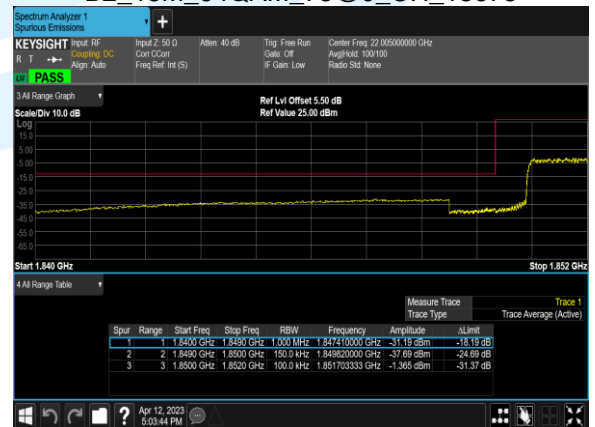
B2_20M_64QAM_100@0_CH_19100



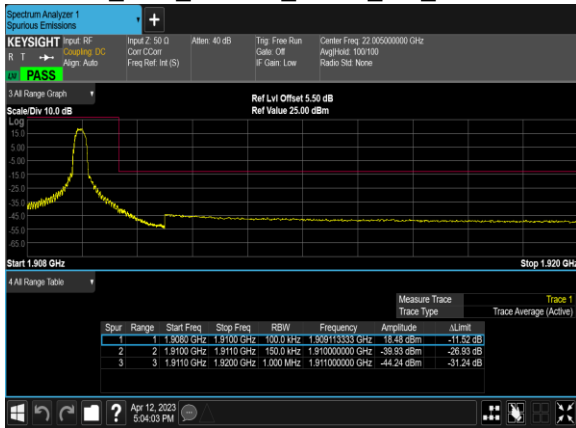
B2_15M_64QAM_1@0_CH_18675



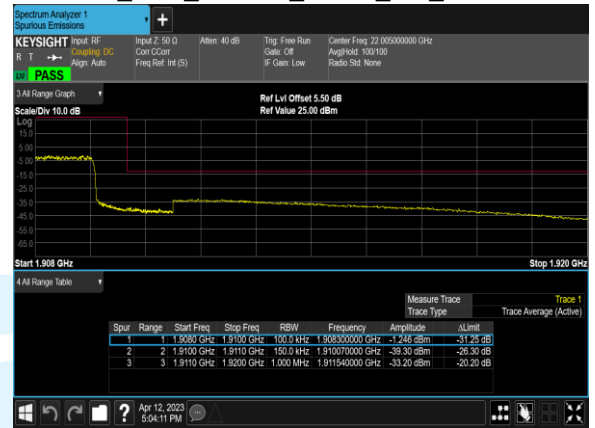
B2_15M_64QAM_75@0_CH_18675



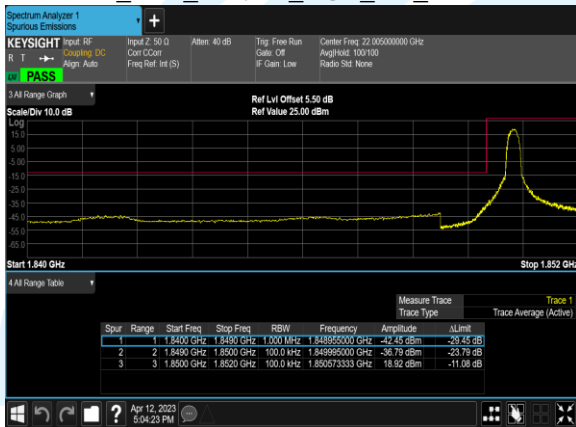
B2_15M_64QAM_1@74_CH_19125



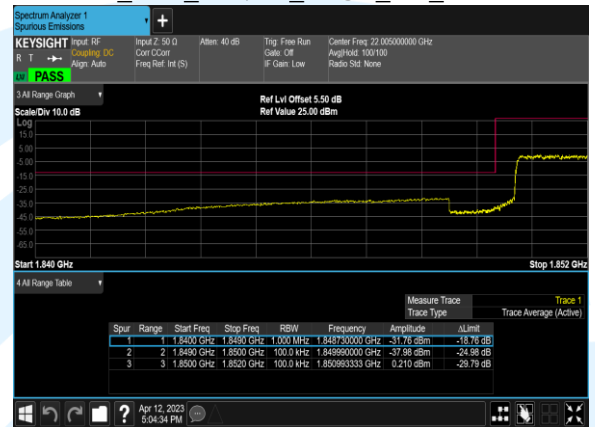
B2_15M_64QAM_75@0_CH_19125



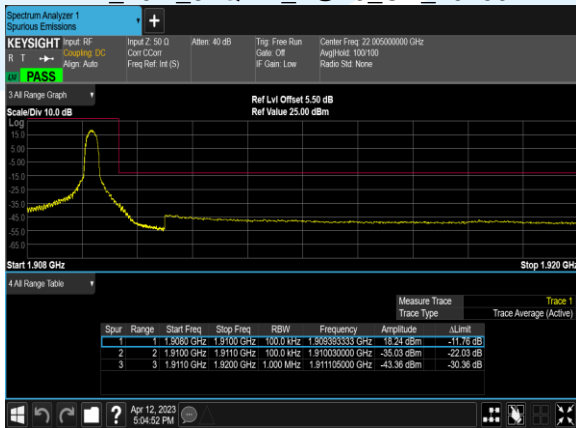
B2_10M_64QAM_1@0_CH_18650



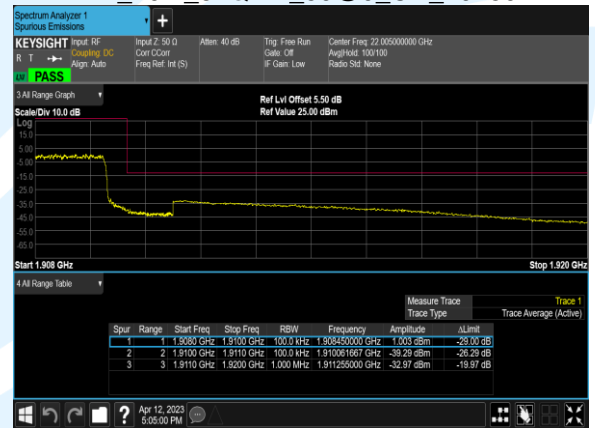
B2_10M_64QAM_50@0_CH_18650



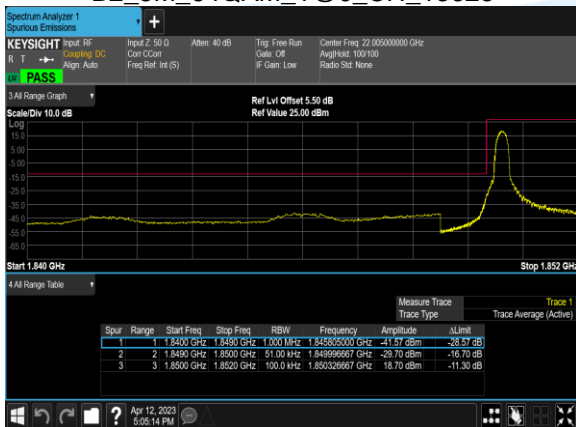
B2_10M_64QAM_1@49_CH_19150



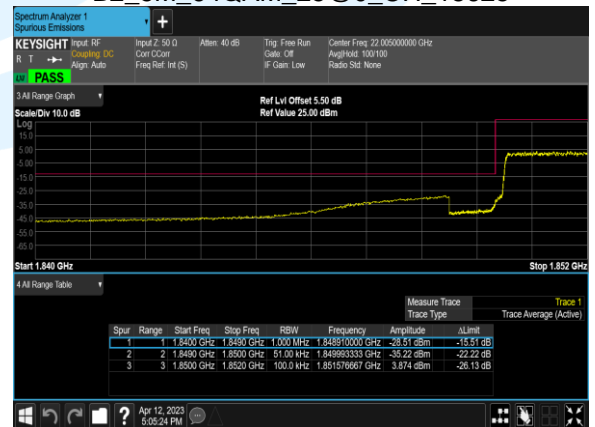
B2_10M_64QAM_50@0_CH_19150



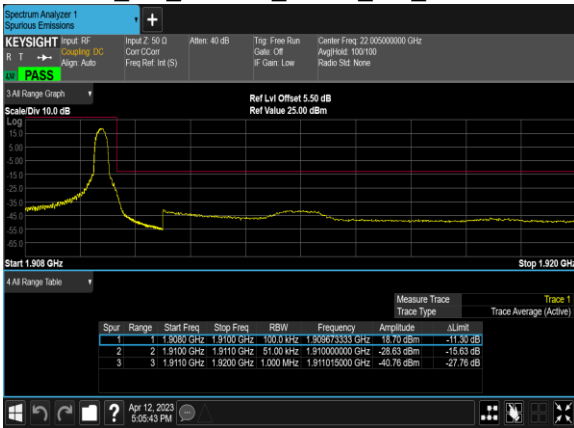
B2_5M_64QAM_1@0_CH_18625



B2_5M_64QAM_25@0_CH_18625



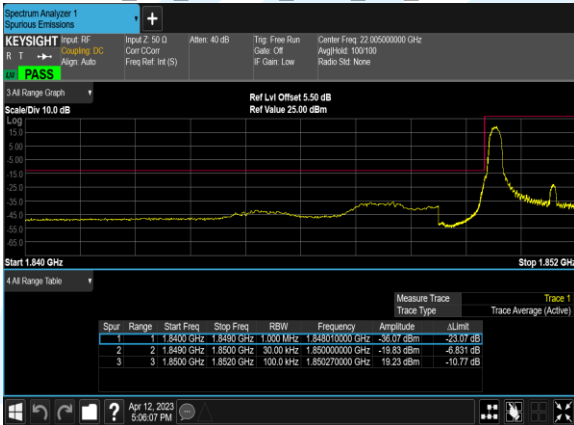
B2_5M_64QAM_1@24_CH_19175



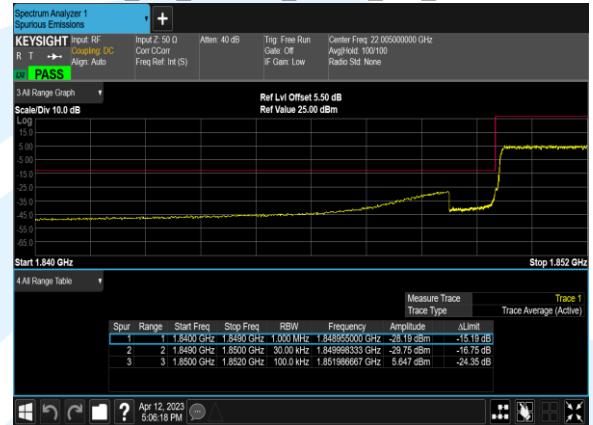
B2_5M_64QAM_25@0_CH_19175



B2_3M_64QAM_1@0_CH_18615



B2_3M_64QAM_15@0_CH_18615



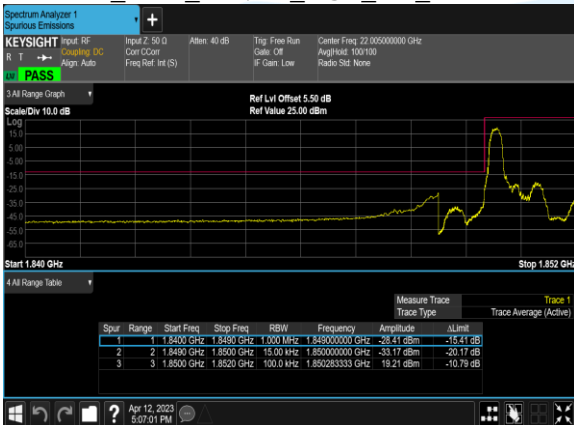
B2_3M_64QAM_1@14_CH_19185



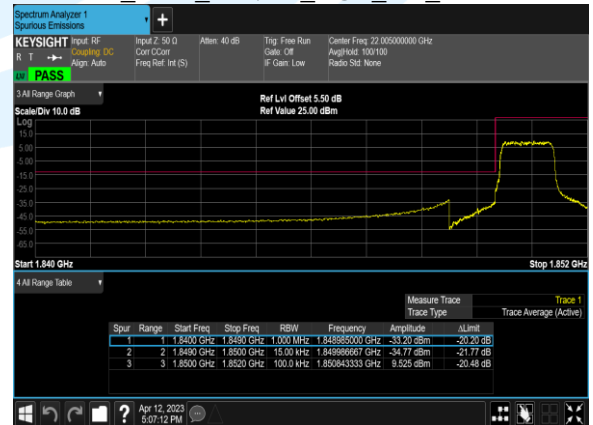
B2_3M_64QAM_15@0_CH_19185



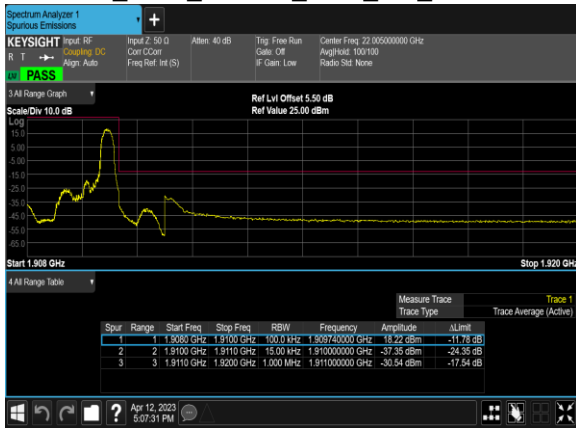
B2_1.4M_64QAM_1@0_CH_18607



B2_1.4M_64QAM_6@0_CH_18607



B2_1.4M_64QAM_1@5_CH_19193



B2_1.4M_64QAM_6@0_CH_19193



Shenzhen UnionTrust Quality and Technology Co., Ltd.

Address: Unit D/E of 9/F and 16/F, Block A, Building 6, Baoneng science and technology park, Longhua district, Shenzhen, China

Tel: +86-755-28230888

Fax: +86-755-28230886

E-mail: info@uttlab.com

<http://www.uttlab.com>

UTTR-RF-FCC4G-V1.1

A.2 LTE BAND 4

Peak to Average Ratio

Band	Bandwidth (MHz)	Channel	Freq (MHz)	Modulation	RB	Result (dB)	Limit (dB)	Verdict
4	20.0	20050	1720.0	QPSK	100@0	5.67	13	PASS
4	20.0	20050	1720.0	16QAM	100@0	6.28	13	PASS
4	20.0	20175	1732.5	QPSK	100@0	5.43	13	PASS
4	20.0	20175	1732.5	16QAM	100@0	6.16	13	PASS
4	20.0	20300	1745.0	QPSK	100@0	5.52	13	PASS
4	20.0	20300	1745.0	16QAM	100@0	6.21	13	PASS
4	15.0	20025	1717.5	QPSK	75@0	5.45	13	PASS
4	15.0	20025	1717.5	16QAM	75@0	6.20	13	PASS
4	15.0	20175	1732.5	QPSK	75@0	5.24	13	PASS
4	15.0	20175	1732.5	16QAM	75@0	6.03	13	PASS
4	15.0	20325	1747.5	QPSK	75@0	5.31	13	PASS
4	15.0	20325	1747.5	16QAM	75@0	6.10	13	PASS
4	10.0	20000	1715.0	QPSK	50@0	5.62	13	PASS
4	10.0	20000	1715.0	16QAM	50@0	6.36	13	PASS
4	10.0	20175	1732.5	QPSK	50@0	5.42	13	PASS
4	10.0	20175	1732.5	16QAM	50@0	6.15	13	PASS
4	10.0	20350	1750.0	QPSK	50@0	5.45	13	PASS
4	10.0	20350	1750.0	16QAM	50@0	6.18	13	PASS
4	5.0	19975	1712.5	QPSK	25@0	5.51	13	PASS
4	5.0	19975	1712.5	16QAM	25@0	6.16	13	PASS
4	5.0	20175	1732.5	QPSK	25@0	5.36	13	PASS
4	5.0	20175	1732.5	16QAM	25@0	6.06	13	PASS
4	5.0	20375	1752.5	QPSK	25@0	5.34	13	PASS
4	5.0	20375	1752.5	16QAM	25@0	6.02	13	PASS
4	3.0	19965	1711.5	QPSK	15@0	5.54	13	PASS
4	3.0	19965	1711.5	16QAM	15@0	6.29	13	PASS
4	3.0	20175	1732.5	QPSK	15@0	5.34	13	PASS
4	3.0	20175	1732.5	16QAM	15@0	6.11	13	PASS
4	3.0	20385	1753.5	QPSK	15@0	5.33	13	PASS
4	3.0	20385	1753.5	16QAM	15@0	6.08	13	PASS
4	1.4	19957	1710.7	QPSK	6@0	5.37	13	PASS
4	1.4	19957	1710.7	16QAM	6@0	6.10	13	PASS
4	1.4	20175	1732.5	QPSK	6@0	5.28	13	PASS
4	1.4	20175	1732.5	16QAM	6@0	6.12	13	PASS
4	1.4	20393	1754.3	QPSK	6@0	5.27	13	PASS
4	1.4	20393	1754.3	16QAM	6@0	5.99	13	PASS
4	20.0	20050	1720.0	64QAM	100@0	6.45	13	PASS
4	20.0	20175	1732.5	64QAM	100@0	6.27	13	PASS
4	20.0	20300	1745.0	64QAM	100@0	6.27	13	PASS
4	15.0	20025	1717.5	64QAM	75@0	6.23	13	PASS
4	15.0	20175	1732.5	64QAM	75@0	6.11	13	PASS
4	15.0	20325	1747.5	64QAM	75@0	6.07	13	PASS
4	10.0	20000	1715.0	64QAM	50@0	6.35	13	PASS
4	10.0	20175	1732.5	64QAM	50@0	6.18	13	PASS
4	10.0	20350	1750.0	64QAM	50@0	6.24	13	PASS
4	5.0	19975	1712.5	64QAM	25@0	6.22	13	PASS
4	5.0	20175	1732.5	64QAM	25@0	6.12	13	PASS
4	5.0	20375	1752.5	64QAM	25@0	6.11	13	PASS
4	3.0	19965	1711.5	64QAM	15@0	6.34	13	PASS
4	3.0	20175	1732.5	64QAM	15@0	6.18	13	PASS
4	3.0	20385	1753.5	64QAM	15@0	6.13	13	PASS
4	1.4	19957	1710.7	64QAM	6@0	6.23	13	PASS
4	1.4	20175	1732.5	64QAM	6@0	6.10	13	PASS
4	1.4	20393	1754.3	64QAM	6@0	5.99	13	PASS

Test Graphs

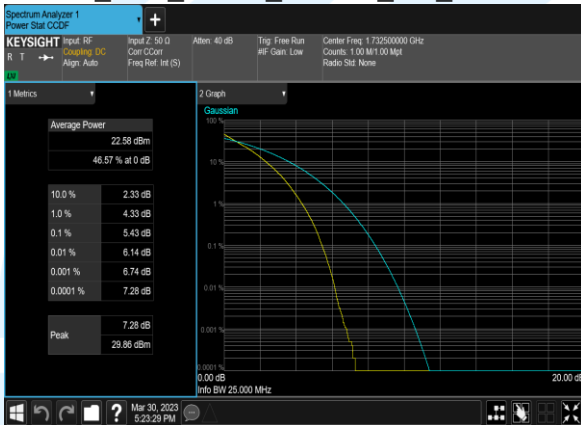
B4_20M_QPSK_100@0_CH_20050



B4_20M_16QAM_100@0_CH_20050



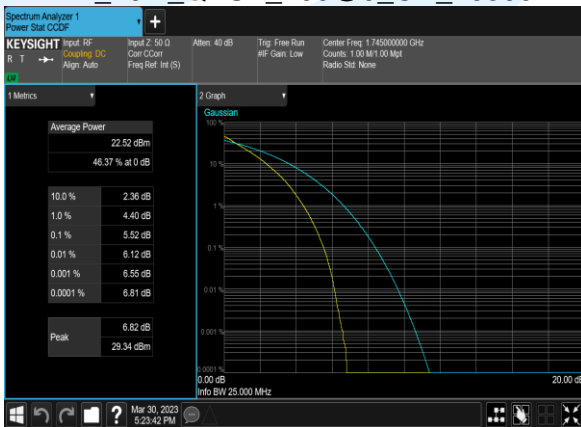
B4_20M_QPSK_100@0_CH_20175



B4_20M_16QAM_100@0_CH_20175



B4_20M_QPSK_100@0_CH_20300



B4_20M_16QAM_100@0_CH_20300

