

Test Plot 1#: GSM 850_Head Left Cheek_Middle**DUT: Smart Phone; Type: GRAND M3; Serial: 18020600121**

Communication System: Generic GSM; Frequency: 836.6 MHz; Duty Cycle: 1:8
Medium parameters used: $f = 836.6$ MHz; $\sigma = 0.897$ S/m; $\epsilon_r = 42.498$; $\rho = 1000$ kg/m³ ;
Phantom section: Left Section

DASY5 Configuration:

- Probe: ES3DV2 - SN3019; ConvF(6.57, 6.57, 6.57); Calibrated: 2017/10/30;
- Sensor-Surface: 4mm (Mechanical Surface Detection)
- Electronics: DAE4 Sn772; Calibrated: 2017/10/9
- Phantom: Twin SAM; Type: Twin SAM V5.0; Serial: 1412
- Measurement SW: DASY52, Version 52.8 (8);

Area Scan (111x61x1): Interpolated grid: dx=1.500 mm, dy=1.500 mm

Maximum value of SAR (interpolated) = 0.0310 W/kg


Zoom Scan (6x6x7)/Cube 0: Measurement grid: dx=8mm, dy=8mm, dz=5mm

Reference Value = 1.912 V/m; Power Drift = 0.14 dB

Peak SAR (extrapolated) = 0.0340 W/kg

SAR(1 g) = 0.029 W/kg; SAR(10 g) = 0.024 W/kg

Maximum value of SAR (measured) = 0.0302 W/kg



Test Plot 2#: GSM 850_Head Left Tilt_Middle**DUT: Smart Phone; Type: GRAND M3; Serial: 18020600121**

Communication System: Generic GSM; Frequency: 836.6 MHz; Duty Cycle: 1:8
Medium parameters used: $f = 836.6$ MHz; $\sigma = 0.897$ S/m; $\epsilon_r = 42.498$; $\rho = 1000$ kg/m³ ;
Phantom section: Left Section

DASY5 Configuration:

- Probe: ES3DV2 - SN3019; ConvF(6.57, 6.57, 6.57); Calibrated: 2017/10/30;
- Sensor-Surface: 4mm (Mechanical Surface Detection)
- Electronics: DAE4 Sn772; Calibrated: 2017/10/9
- Phantom: Twin SAM; Type: Twin SAM V5.0; Serial: 1412
- Measurement SW: DASY52, Version 52.8 (8);

Area Scan (111x61x1): Interpolated grid: dx=1.500 mm, dy=1.500 mm

Maximum value of SAR (interpolated) = 0.0125 W/kg


Zoom Scan (5x5x7)/Cube 0: Measurement grid: dx=8mm, dy=8mm, dz=5mm

Reference Value = 2.682 V/m; Power Drift = -0.06 dB

Peak SAR (extrapolated) = 0.0130 W/kg

SAR(1 g) = 0.012 W/kg; SAR(10 g) = 0.010 W/kg

Maximum value of SAR (measured) = 0.0132 W/kg



Test Plot 3#: GSM 850_Head Right Cheek_Middle**DUT: Smart Phone; Type: GRAND M3; Serial: 18020600121**

Communication System: Generic GSM; Frequency: 836.6 MHz; Duty Cycle: 1:8
Medium parameters used: $f = 836.6$ MHz; $\sigma = 0.897$ S/m; $\epsilon_r = 42.498$; $\rho = 1000$ kg/m³ ;
Phantom section: Right Section

DASY5 Configuration:

- Probe: ES3DV2 - SN3019; ConvF(6.57, 6.57, 6.57); Calibrated: 2017/10/30;
- Sensor-Surface: 4mm (Mechanical Surface Detection)
- Electronics: DAE4 Sn772; Calibrated: 2017/10/9
- Phantom: Twin SAM; Type: Twin SAM V5.0; Serial: 1412
- Measurement SW: DASY52, Version 52.8 (8);

Area Scan (111x61x1): Interpolated grid: dx=1.500 mm, dy=1.500 mm

Maximum value of SAR (interpolated) = 0.0319 W/kg


Zoom Scan (7x7x7)/Cube 0: Measurement grid: dx=8mm, dy=8mm, dz=5mm

Reference Value = 2.474 V/m; Power Drift = -0.00 dB

Peak SAR (extrapolated) = 0.0350 W/kg

SAR(1 g) = 0.030 W/kg; SAR(10 g) = 0.025 W/kg

Maximum value of SAR (measured) = 0.0313 W/kg



Test Plot 4#: GSM 850_Head Right Tilt_Middle**DUT: Smart Phone; Type: GRAND M3; Serial: 18020600121**

Communication System: Generic GSM; Frequency: 836.6 MHz; Duty Cycle: 1:8
Medium parameters used: $f = 836.6$ MHz; $\sigma = 0.897$ S/m; $\epsilon_r = 42.498$; $\rho = 1000$ kg/m³ ;
Phantom section: Right Section

DASY5 Configuration:

- Probe: ES3DV2 - SN3019; ConvF(6.57, 6.57, 6.57); Calibrated: 2017/10/30;
- Sensor-Surface: 4mm (Mechanical Surface Detection)
- Electronics: DAE4 Sn772; Calibrated: 2017/10/9
- Phantom: Twin SAM; Type: Twin SAM V5.0; Serial: 1412
- Measurement SW: DASY52, Version 52.8 (8);

Area Scan (111x61x1): Interpolated grid: dx=1.500 mm, dy=1.500 mm

Maximum value of SAR (interpolated) = 0.0115 W/kg


Zoom Scan (6x6x7)/Cube 0: Measurement grid: dx=8mm, dy=8mm, dz=5mm

Reference Value = 2.343 V/m; Power Drift = 0.19 dB

Peak SAR (extrapolated) = 0.0120 W/kg

SAR(1 g) = 0.011 W/kg; SAR(10 g) = 0.00959 W/kg

Maximum value of SAR (measured) = 0.0118 W/kg



Test Plot 5#: GSM 850_Body Worn Back_Middle**DUT: Smart Phone; Type: GRAND M3; Serial: 18020600121**

Communication System: Generic GSM; Frequency: 836.6 MHz; Duty Cycle: 1:8
Medium parameters used: $f = 836.6$ MHz; $\sigma = 0.971$ S/m; $\epsilon_r = 56.859$; $\rho = 1000$ kg/m³ ;
Phantom section: Right Section

DASY5 Configuration:

- Probe: ES3DV2 - SN3019; ConvF(6.42, 6.42, 6.42); Calibrated: 2017/10/30;
- Sensor-Surface: 4mm (Mechanical Surface Detection)
- Electronics: DAE4 Sn772; Calibrated: 2017/10/9
- Phantom: Triple Flat Phantom 5.1C; Type: QD 000 P51 CA; Serial: 1130
- Measurement SW: DASY52, Version 52.8 (8);

Area Scan (111x61x1): Interpolated grid: dx=1.500 mm, dy=1.500 mm

Maximum value of SAR (interpolated) = 0.283 W/kg

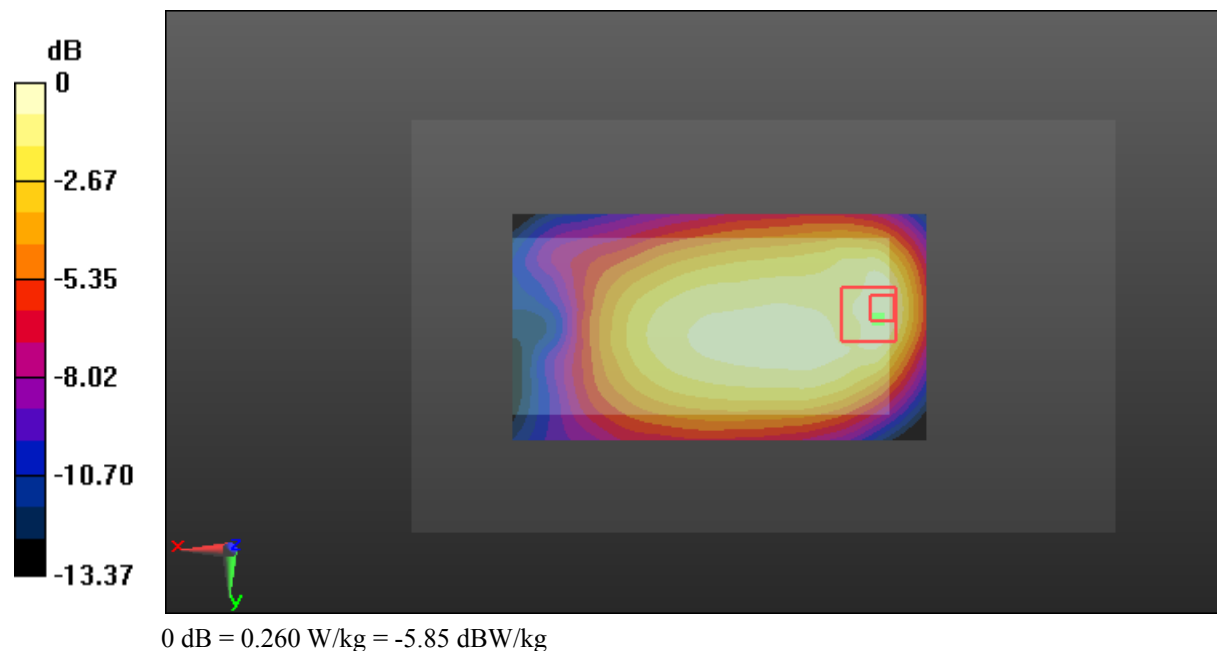
Zoom Scan (5x5x7)/Cube 0: Measurement grid: dx=8mm, dy=8mm, dz=5mm

Reference Value = 15.43 V/m; Power Drift = 0.05 dB

Peak SAR (extrapolated) = 0.426 W/kg

SAR(1 g) = 0.241 W/kg; SAR(10 g) = 0.145 W/kg

Maximum value of SAR (measured) = 0.260 W/kg



Test Plot 6#: GSM 850_Body Back_Middle**DUT: Smart Phone; Type: GRAND M3; Serial: 18020600121**

Communication System: Generic GPRS-4 slots; Frequency: 836.6 MHz; Duty Cycle: 1:2
Medium parameters used: $f = 836.6$ MHz; $\sigma = 0.971$ S/m; $\epsilon_r = 56.859$; $\rho = 1000$ kg/m³ ;
Phantom section: Right Section

DASY5 Configuration:

- Probe: ES3DV2 - SN3019; ConvF(6.42, 6.42, 6.42); Calibrated: 2017/10/30;
- Sensor-Surface: 4mm (Mechanical Surface Detection)
- Electronics: DAE4 Sn772; Calibrated: 2017/10/9
- Phantom: Triple Flat Phantom 5.1C; Type: QD 000 P51 CA; Serial: 1130
- Measurement SW: DASY52, Version 52.8 (8);

Area Scan (111x61x1): Interpolated grid: dx=1.500 mm, dy=1.500 mm

Maximum value of SAR (interpolated) = 0.441 W/kg


Zoom Scan (10x7x7)/Cube 0: Measurement grid: dx=8mm, dy=8mm, dz=5mm

Reference Value = 20.18 V/m; Power Drift = -0.14 dB

Peak SAR (extrapolated) = 0.595 W/kg

SAR(1 g) = 0.366 W/kg; SAR(10 g) = 0.274 W/kg

Maximum value of SAR (measured) = 0.393 W/kg



Test Plot 7#: GSM 850_Body Left_Middle**DUT: Smart Phone; Type: GRAND M3; Serial: 18020600121**

Communication System: Generic GPRS-4 slots; Frequency: 836.6 MHz; Duty Cycle: 1:2
Medium parameters used: $f = 836.6$ MHz; $\sigma = 0.971$ S/m; $\epsilon_r = 56.859$; $\rho = 1000$ kg/m³ ;
Phantom section: Right Section

DASY5 Configuration:

- Probe: ES3DV2 - SN3019; ConvF(6.42, 6.42, 6.42); Calibrated: 2017/10/30;
- Sensor-Surface: 4mm (Mechanical Surface Detection)
- Electronics: DAE4 Sn772; Calibrated: 2017/10/9
- Phantom: Triple Flat Phantom 5.1C; Type: QD 000 P51 CA; Serial: 1130
- Measurement SW: DASY52, Version 52.8 (8);

Area Scan (111x51x1): Interpolated grid: dx=1.500 mm, dy=1.500 mm

Maximum value of SAR (interpolated) = 0.0513 W/kg


Zoom Scan (5x5x7)/Cube 0: Measurement grid: dx=8mm, dy=8mm, dz=5mm

Reference Value = 6.187 V/m; Power Drift = 0.03 dB

Peak SAR (extrapolated) = 0.0660 W/kg

SAR(1 g) = 0.049 W/kg; SAR(10 g) = 0.035 W/kg

Maximum value of SAR (measured) = 0.0522 W/kg



Test Plot 8#: GSM 850_Body Right_Middle**DUT: Smart Phone; Type: GRAND M3; Serial: 18020600121**

Communication System: Generic GPRS-4 slots; Frequency: 836.6 MHz; Duty Cycle: 1:2
Medium parameters used: $f = 836.6$ MHz; $\sigma = 0.971$ S/m; $\epsilon_r = 56.859$; $\rho = 1000$ kg/m³ ;
Phantom section: Right Section

DASY5 Configuration:

- Probe: ES3DV2 - SN3019; ConvF(6.42, 6.42, 6.42); Calibrated: 2017/10/30;
- Sensor-Surface: 4mm (Mechanical Surface Detection)
- Electronics: DAE4 Sn772; Calibrated: 2017/10/9
- Phantom: Triple Flat Phantom 5.1C; Type: QD 000 P51 CA; Serial: 1130
- Measurement SW: DASY52, Version 52.8 (8);

Area Scan (111x51x1): Interpolated grid: dx=1.500 mm, dy=1.500 mm

Maximum value of SAR (interpolated) = 0.0785 W/kg


Zoom Scan (5x5x7)/Cube 0: Measurement grid: dx=8mm, dy=8mm, dz=5mm

Reference Value = 8.307 V/m; Power Drift = -0.09 dB

Peak SAR (extrapolated) = 0.101 W/kg

SAR(1 g) = 0.074 W/kg; SAR(10 g) = 0.052 W/kg

Maximum value of SAR (measured) = 0.0790 W/kg



Test Plot 9#: GSM 850_Body Bottom_Middle**DUT: Smart Phone; Type: GRAND M3; Serial: 18020600121**

Communication System: Generic GPRS-4 slots; Frequency: 836.6 MHz; Duty Cycle: 1:2
Medium parameters used: $f = 836.6$ MHz; $\sigma = 0.971$ S/m; $\epsilon_r = 56.859$; $\rho = 1000$ kg/m³ ;
Phantom section: Right Section

DASY5 Configuration:

- Probe: ES3DV2 - SN3019; ConvF(6.42, 6.42, 6.42); Calibrated: 2017/10/30;
- Sensor-Surface: 4mm (Mechanical Surface Detection)
- Electronics: DAE4 Sn772; Calibrated: 2017/10/9
- Phantom: Triple Flat Phantom 5.1C; Type: QD 000 P51 CA; Serial: 1130
- Measurement SW: DASY52, Version 52.8 (8);

Area Scan (41x71x1): Interpolated grid: dx=1.500 mm, dy=1.500 mm

Maximum value of SAR (interpolated) = 0.0335 W/kg


Zoom Scan (5x5x7)/Cube 0: Measurement grid: dx=8mm, dy=8mm, dz=5mm

Reference Value = 5.823 V/m; Power Drift = 0.01 dB

Peak SAR (extrapolated) = 0.0530 W/kg

SAR(1 g) = 0.029 W/kg; SAR(10 g) = 0.018 W/kg

Maximum value of SAR (measured) = 0.0323 W/kg



Test Plot 10#: GSM 1900_Head Left Cheek_Low**DUT: Smart Phone; Type: GRAND M3; Serial: 18020600121**

Communication System: Generic GSM; Frequency: 1850.2 MHz; Duty Cycle: 1:8
Medium parameters used: $f = 1850.2$ MHz; $\sigma = 1.334$ S/m; $\epsilon_r = 41.09$; $\rho = 1000$ kg/m³ ;
Phantom section: Left Section

DASY5 Configuration:

- Probe: ES3DV2 - SN3019; ConvF(4.93, 4.93, 4.93); Calibrated: 2017/10/30;
- Sensor-Surface: 4mm (Mechanical Surface Detection)
- Electronics: DAE4 Sn772; Calibrated: 2017/10/9
- Phantom: Twin SAM; Type: Twin SAM V5.0; Serial: 1412
- Measurement SW: DASY52, Version 52.8 (8);

Area Scan (111x61x1): Interpolated grid: $dx=1.500$ mm, $dy=1.500$ mm

Maximum value of SAR (interpolated) = 0.0646 W/kg

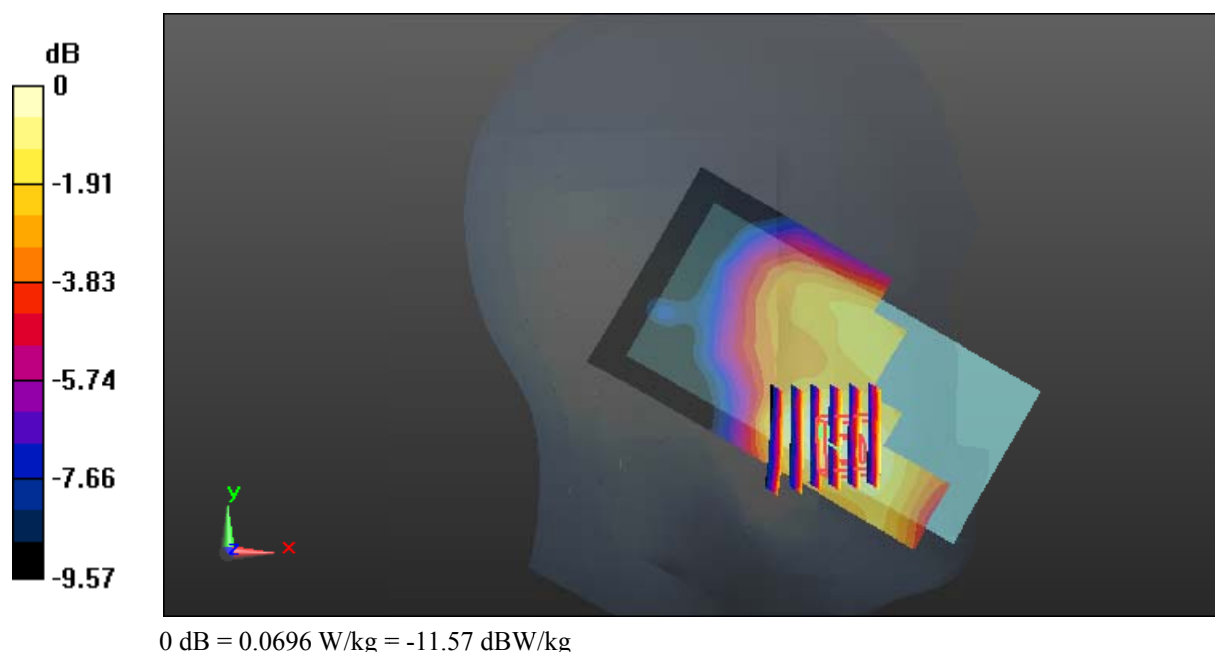
Zoom Scan (6x6x7)/Cube 0: Measurement grid: $dx=8$ mm, $dy=8$ mm, $dz=5$ mm

Reference Value = 2.400 V/m; Power Drift = 0.17 dB

Peak SAR (extrapolated) = 0.0990 W/kg

SAR(1 g) = 0.066 W/kg; SAR(10 g) = 0.043 W/kg

Maximum value of SAR (measured) = 0.0696 W/kg



Test Plot 11#: GSM 1900_Head Left Tilt_Low**DUT: Smart Phone; Type: GRAND M3; Serial: 18020600121**

Communication System: Generic GSM; Frequency: 1850.2 MHz; Duty Cycle: 1:8
Medium parameters used: $f = 1850.2$ MHz; $\sigma = 1.334$ S/m; $\epsilon_r = 41.09$; $\rho = 1000$ kg/m³ ;
Phantom section: Left Section

DASY5 Configuration:

- Probe: ES3DV2 - SN3019; ConvF(4.93, 4.93, 4.93); Calibrated: 2017/10/30;
- Sensor-Surface: 4mm (Mechanical Surface Detection)
- Electronics: DAE4 Sn772; Calibrated: 2017/10/9
- Phantom: Twin SAM; Type: Twin SAM V5.0; Serial: 1412
- Measurement SW: DASY52, Version 52.8 (8);

Area Scan (111x61x1): Interpolated grid: dx=1.500 mm, dy=1.500 mm

Maximum value of SAR (interpolated) = 0.0334 W/kg


Zoom Scan (5x5x7)/Cube 0: Measurement grid: dx=8mm, dy=8mm, dz=5mm

Reference Value = 3.462 V/m; Power Drift = 0.14 dB

Peak SAR (extrapolated) = 0.0410 W/kg

SAR(1 g) = 0.028 W/kg; SAR(10 g) = 0.019 W/kg

Maximum value of SAR (measured) = 0.0304 W/kg



Test Plot 12#: GSM 1900_Head Right Cheek_Low**DUT: Smart Phone; Type: GRAND M3; Serial: 18020600121**

Communication System: Generic GSM; Frequency: 1850.2 MHz; Duty Cycle: 1:8
Medium parameters used: $f = 1850.2$ MHz; $\sigma = 1.334$ S/m; $\epsilon_r = 41.09$; $\rho = 1000$ kg/m³ ;
Phantom section: Right Section

DASY5 Configuration:

- Probe: ES3DV2 - SN3019; ConvF(4.93, 4.93, 4.93); Calibrated: 2017/10/30;
- Sensor-Surface: 4mm (Mechanical Surface Detection)
- Electronics: DAE4 Sn772; Calibrated: 2017/10/9
- Phantom: Twin SAM; Type: Twin SAM V5.0; Serial: 1412
- Measurement SW: DASY52, Version 52.8 (8);

Area Scan (111x61x1): Interpolated grid: dx=1.500 mm, dy=1.500 mm

Maximum value of SAR (interpolated) = 0.0965 W/kg

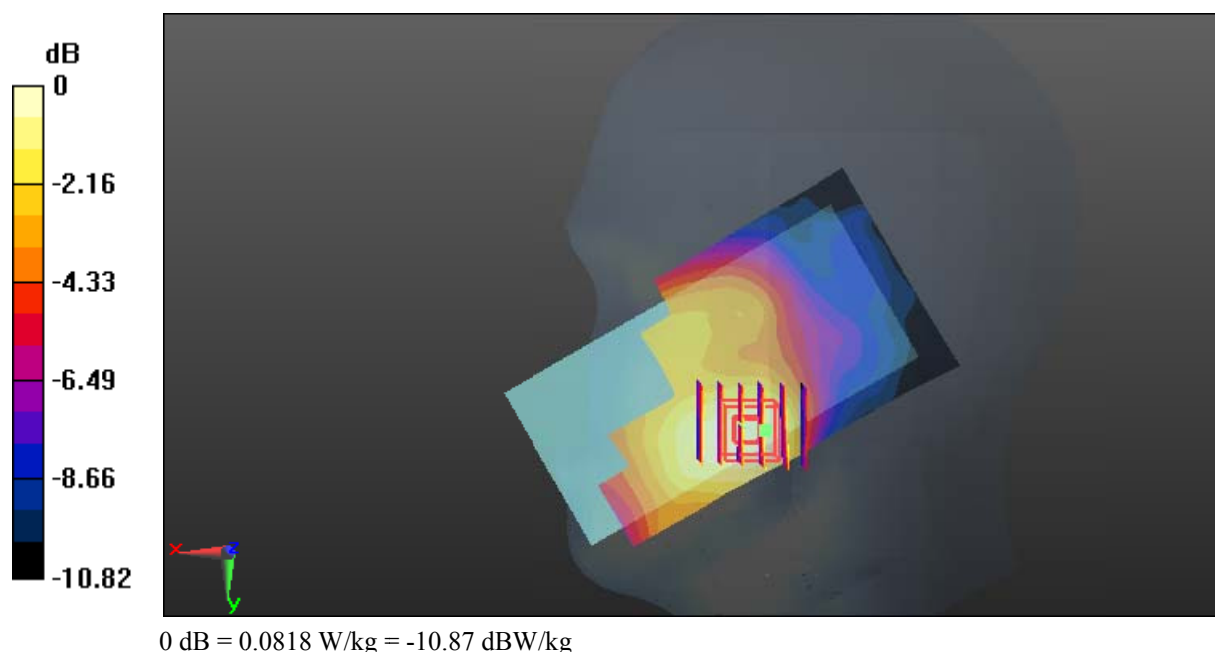
Zoom Scan (6x5x7)/Cube 0: Measurement grid: dx=8mm, dy=8mm, dz=5mm

Reference Value = 2.852 V/m; Power Drift = 0.13 dB

Peak SAR (extrapolated) = 0.122 W/kg

SAR(1 g) = 0.076 W/kg; SAR(10 g) = 0.051 W/kg

Maximum value of SAR (measured) = 0.0818 W/kg



Test Plot 13#: GSM 1900_Head Right Tilt_Low**DUT: Smart Phone; Type: GRAND M3; Serial: 18020600121**

Communication System: Generic GSM; Frequency: 1850.2 MHz; Duty Cycle: 1:8
Medium parameters used: $f = 1850.2$ MHz; $\sigma = 1.334$ S/m; $\epsilon_r = 41.09$; $\rho = 1000$ kg/m³ ;
Phantom section: Right Section

DASY5 Configuration:

- Probe: ES3DV2 - SN3019; ConvF(4.93, 4.93, 4.93); Calibrated: 2017/10/30;
- Sensor-Surface: 4mm (Mechanical Surface Detection)
- Electronics: DAE4 Sn772; Calibrated: 2017/10/9
- Phantom: Twin SAM; Type: Twin SAM V5.0; Serial: 1412
- Measurement SW: DASY52, Version 52.8 (8);

Area Scan (111x61x1): Interpolated grid: dx=1.500 mm, dy=1.500 mm

Maximum value of SAR (interpolated) = 0.0240 W/kg

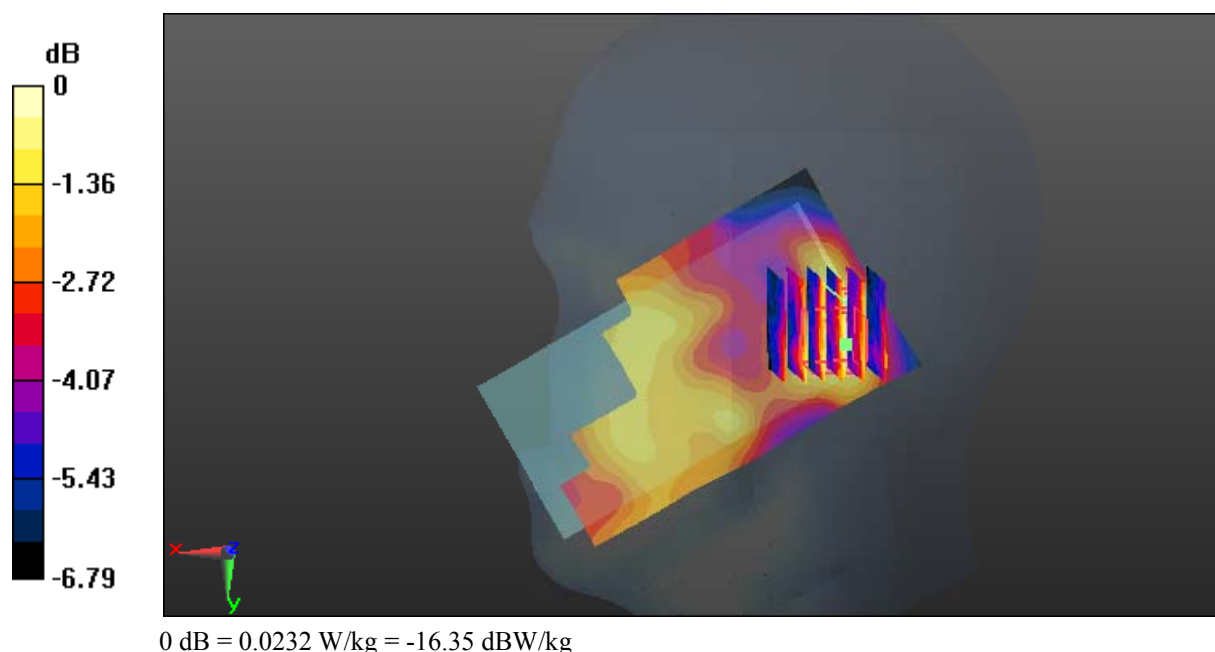
Zoom Scan (6x6x7)/Cube 0: Measurement grid: dx=8mm, dy=8mm, dz=5mm

Reference Value = 3.224 V/m; Power Drift = 0.08 dB

Peak SAR (extrapolated) = 0.0300 W/kg

SAR(1 g) = 0.020 W/kg; SAR(10 g) = 0.015 W/kg

Maximum value of SAR (measured) = 0.0232 W/kg



Test Plot 14#: GSM 1900_Body Worn Back_Low**DUT: Smart Phone; Type: GRAND M3; Serial: 18020600121**

Communication System: Generic GSM; Frequency: 1850.2 MHz; Duty Cycle: 1:8
Medium parameters used: $f = 1850.2$ MHz; $\sigma = 1.47$ S/m; $\epsilon_r = 54.736$; $\rho = 1000$ kg/m³ ;
Phantom section: Left Section

DASY5 Configuration:

- Probe: ES3DV2 - SN3019; ConvF(4.65, 4.65, 4.65); Calibrated: 2017/10/30;
- Sensor-Surface: 4mm (Mechanical Surface Detection)
- Electronics: DAE4 Sn772; Calibrated: 2017/10/9
- Phantom: Triple Flat Phantom 5.1C; Type: QD 000 P51 CA; Serial: 1130
- Measurement SW: DASY52, Version 52.8 (8);

Area Scan (111x61x1): Interpolated grid: dx=1.500 mm, dy=1.500 mm

Maximum value of SAR (interpolated) = 0.208 W/kg


Zoom Scan (5x5x7)/Cube 0: Measurement grid: dx=8mm, dy=8mm, dz=5mm

Reference Value = 5.110 V/m; Power Drift = 0.12 dB

Peak SAR (extrapolated) = 0.316 W/kg

SAR(1 g) = 0.185 W/kg; SAR(10 g) = 0.102 W/kg

Maximum value of SAR (measured) = 0.205 W/kg



Test Plot 15#: GSM 1900_Body Back_Low**DUT: Smart Phone; Type: GRAND M3; Serial: 18020600121**

Communication System: Generic GPRS-4 slots; Frequency: 1850.2 MHz; Duty Cycle: 1:2
Medium parameters used: $f = 1850.2$ MHz; $\sigma = 1.47$ S/m; $\epsilon_r = 54.736$; $\rho = 1000$ kg/m³ ;
Phantom section: Left Section

DASY5 Configuration:

- Probe: ES3DV2 - SN3019; ConvF(4.65, 4.65, 4.65); Calibrated: 2017/10/30;
- Sensor-Surface: 4mm (Mechanical Surface Detection)
- Electronics: DAE4 Sn772; Calibrated: 2017/10/9
- Phantom: Triple Flat Phantom 5.1C; Type: QD 000 P51 CA; Serial: 1130
- Measurement SW: DASY52, Version 52.8 (8);

Area Scan (111x61x1): Interpolated grid: dx=1.500 mm, dy=1.500 mm

Maximum value of SAR (interpolated) = 0.249 W/kg


Zoom Scan (5x5x7)/Cube 0: Measurement grid: dx=8mm, dy=8mm, dz=5mm

Reference Value = 5.617 V/m; Power Drift = -0.12 dB

Peak SAR (extrapolated) = 0.367 W/kg

SAR(1 g) = 0.218 W/kg; SAR(10 g) = 0.120 W/kg

Maximum value of SAR (measured) = 0.245 W/kg



Test Plot 16#: GSM 1900_Body Left_Low**DUT: Smart Phone; Type: GRAND M3; Serial: 18020600121**

Communication System: Generic GPRS-4 slots; Frequency: 1850.2 MHz; Duty Cycle: 1:2
Medium parameters used: $f = 1850.2$ MHz; $\sigma = 1.47$ S/m; $\epsilon_r = 54.736$; $\rho = 1000$ kg/m³ ;
Phantom section: Left Section

DASY5 Configuration:

- Probe: ES3DV2 - SN3019; ConvF(4.65, 4.65, 4.65); Calibrated: 2017/10/30;
- Sensor-Surface: 4mm (Mechanical Surface Detection)
- Electronics: DAE4 Sn772; Calibrated: 2017/10/9
- Phantom: Triple Flat Phantom 5.1C; Type: QD 000 P51 CA; Serial: 1130
- Measurement SW: DASY52, Version 52.8 (8);

Area Scan (111x51x1): Interpolated grid: dx=1.500 mm, dy=1.500 mm

Maximum value of SAR (interpolated) = 0.0668 W/kg


Zoom Scan (7x5x7)/Cube 0: Measurement grid: dx=8mm, dy=8mm, dz=5mm

Reference Value = 5.941 V/m; Power Drift = -0.16 dB

Peak SAR (extrapolated) = 0.126 W/kg

SAR(1 g) = 0.055 W/kg; SAR(10 g) = 0.026 W/kg

Maximum value of SAR (measured) = 0.0605 W/kg



Test Plot 17#: GSM 1900_Body Right_Low**DUT: Smart Phone; Type: GRAND M3; Serial: 18020600121**

Communication System: Generic GPRS-4 slots; Frequency: 1850.2 MHz; Duty Cycle: 1:2
Medium parameters used: $f = 1850.2$ MHz; $\sigma = 1.47$ S/m; $\epsilon_r = 54.736$; $\rho = 1000$ kg/m³ ;
Phantom section: Left Section

DASY5 Configuration:

- Probe: ES3DV2 - SN3019; ConvF(4.65, 4.65, 4.65); Calibrated: 2017/10/30;
- Sensor-Surface: 4mm (Mechanical Surface Detection)
- Electronics: DAE4 Sn772; Calibrated: 2017/10/9
- Phantom: Triple Flat Phantom 5.1C; Type: QD 000 P51 CA; Serial: 1130
- Measurement SW: DASY52, Version 52.8 (8);

Area Scan (111x51x1): Interpolated grid: dx=1.500 mm, dy=1.500 mm

Maximum value of SAR (interpolated) = 0.0794 W/kg


Zoom Scan (5x5x7)/Cube 0: Measurement grid: dx=8mm, dy=8mm, dz=5mm

Reference Value = 4.918 V/m; Power Drift = 0.17 dB

Peak SAR (extrapolated) = 0.0720 W/kg

SAR(1 g) = 0.035 W/kg; SAR(10 g) = 0.016 W/kg

Maximum value of SAR (measured) = 0.0392 W/kg



Test Plot 18#: GSM 1900_Body Bottom_Low**DUT: Smart Phone; Type: GRAND M3; Serial: 18020600121**

Communication System: Generic GPRS-4 slots; Frequency: 1850.2 MHz; Duty Cycle: 1:2
Medium parameters used: $f = 1850.2$ MHz; $\sigma = 1.47$ S/m; $\epsilon_r = 54.736$; $\rho = 1000$ kg/m³ ;
Phantom section: Left Section

DASY5 Configuration:

- Probe: ES3DV2 - SN3019; ConvF(4.65, 4.65, 4.65); Calibrated: 2017/10/30;
- Sensor-Surface: 4mm (Mechanical Surface Detection)
- Electronics: DAE4 Sn772; Calibrated: 2017/10/9
- Phantom: Triple Flat Phantom 5.1C; Type: QD 000 P51 CA; Serial: 1130
- Measurement SW: DASY52, Version 52.8 (8);

Area Scan (41x71x1): Interpolated grid: dx=1.500 mm, dy=1.500 mm

Maximum value of SAR (interpolated) = 0.505 W/kg


Zoom Scan (5x5x7)/Cube 0: Measurement grid: dx=8mm, dy=8mm, dz=5mm

Reference Value = 17.08 V/m; Power Drift = -0.07 dB

Peak SAR (extrapolated) = 0.793 W/kg

SAR(1 g) = 0.430 W/kg; SAR(10 g) = 0.223 W/kg

Maximum value of SAR (measured) = 0.482 W/kg



Test Plot 19#: WCDMA Band 2_Head Left Cheek_Middle**DUT: Smart Phone; Type: GRAND M3; Serial: 18020600121**

Communication System: Generic WCDMA; Frequency: 1880 MHz; Duty Cycle: 1:1
Medium parameters used: $f = 1880$ MHz; $\sigma = 1.353$ S/m; $\epsilon_r = 40.765$; $\rho = 1000$ kg/m³ ;
Phantom section: Left Section

DASY5 Configuration:

- Probe: ES3DV2 - SN3019; ConvF(4.93, 4.93, 4.93); Calibrated: 2017/10/30;
- Sensor-Surface: 4mm (Mechanical Surface Detection)
- Electronics: DAE4 Sn772; Calibrated: 2017/10/9
- Phantom: Twin SAM; Type: Twin SAM V5.0; Serial: 1412
- Measurement SW: DASY52, Version 52.8 (8);

Area Scan (111x61x1): Interpolated grid: dx=1.500 mm, dy=1.500 mm

Maximum value of SAR (interpolated) = 0.194 W/kg

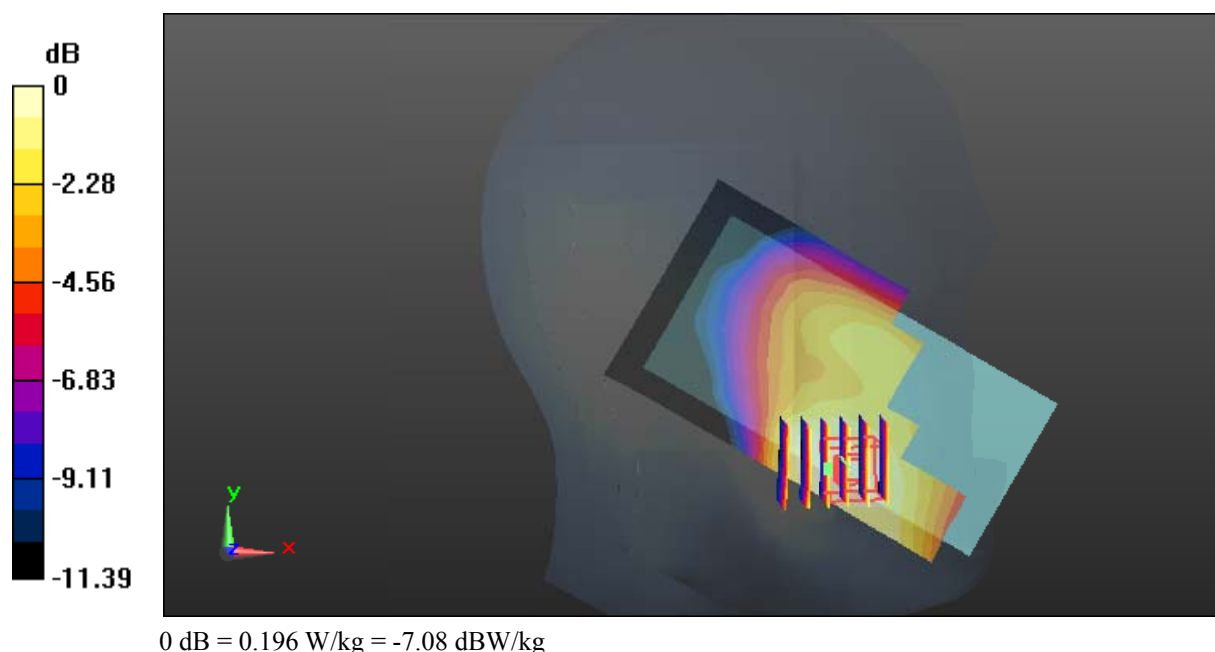
Zoom Scan (6x5x7)/Cube 0: Measurement grid: dx=8mm, dy=8mm, dz=5mm

Reference Value = 3.560 V/m; Power Drift = -0.14 dB

Peak SAR (extrapolated) = 0.280 W/kg

SAR(1 g) = 0.183 W/kg; SAR(10 g) = 0.117 W/kg

Maximum value of SAR (measured) = 0.196 W/kg



Test Plot 20#: WCDMA Band 2_Head Left Tilt_Middle**DUT: Smart Phone; Type: GRAND M3; Serial: 18020600121**

Communication System: Generic WCDMA; Frequency: 1880 MHz; Duty Cycle: 1:1
Medium parameters used: $f = 1880$ MHz; $\sigma = 1.353$ S/m; $\epsilon_r = 40.765$; $\rho = 1000$ kg/m³ ;
Phantom section: Left Section

DASY5 Configuration:

- Probe: ES3DV2 - SN3019; ConvF(4.93, 4.93, 4.93); Calibrated: 2017/10/30;
- Sensor-Surface: 4mm (Mechanical Surface Detection)
- Electronics: DAE4 Sn772; Calibrated: 2017/10/9
- Phantom: Twin SAM; Type: Twin SAM V5.0; Serial: 1412
- Measurement SW: DASY52, Version 52.8 (8);

Area Scan (111x61x1): Interpolated grid: dx=1.500 mm, dy=1.500 mm

Maximum value of SAR (interpolated) = 0.0806 W/kg

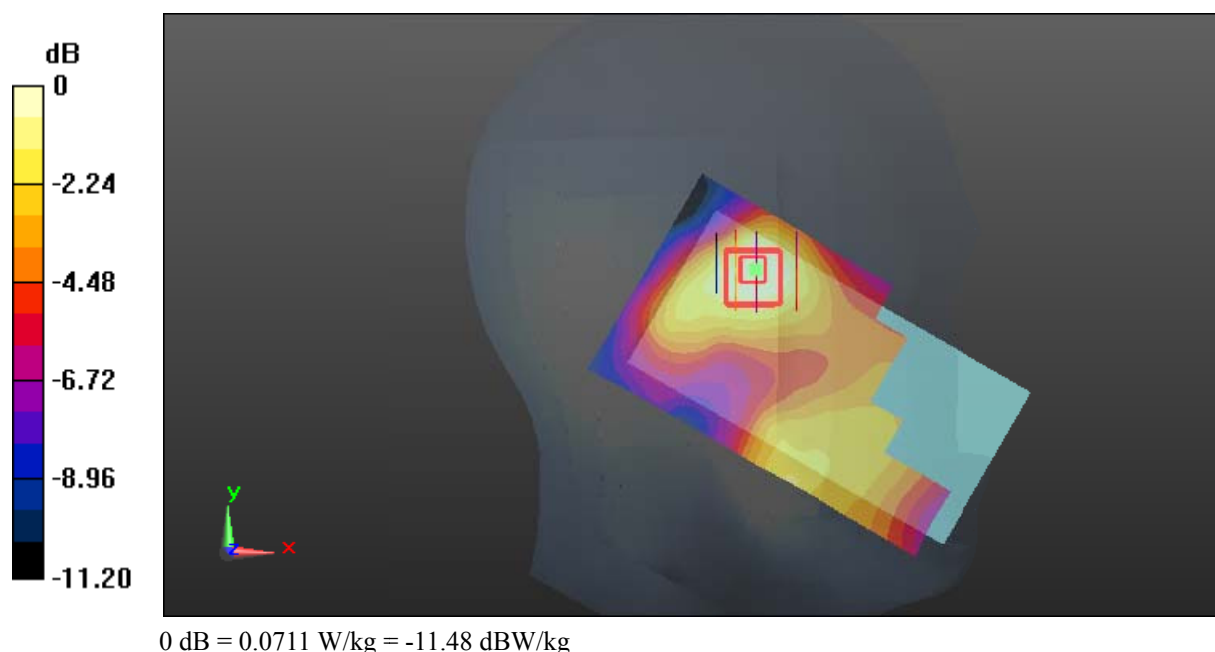
Zoom Scan (5x5x7)/Cube 0: Measurement grid: dx=8mm, dy=8mm, dz=5mm

Reference Value = 5.466 V/m; Power Drift = 0.20 dB

Peak SAR (extrapolated) = 0.100 W/kg

SAR(1 g) = 0.066 W/kg; SAR(10 g) = 0.042 W/kg

Maximum value of SAR (measured) = 0.0711 W/kg



Test Plot 21#: WCDMA Band 2_Head Right Cheek_Middle**DUT: Smart Phone; Type: GRAND M3; Serial: 18020600121**

Communication System: Generic WCDMA; Frequency: 1880 MHz; Duty Cycle: 1:1
Medium parameters used: $f = 1880$ MHz; $\sigma = 1.353$ S/m; $\epsilon_r = 40.765$; $\rho = 1000$ kg/m³ ;
Phantom section: Right Section

DASY5 Configuration:

- Probe: ES3DV2 - SN3019; ConvF(4.93, 4.93, 4.93); Calibrated: 2017/10/30;
- Sensor-Surface: 4mm (Mechanical Surface Detection)
- Electronics: DAE4 Sn772; Calibrated: 2017/10/9
- Phantom: Twin SAM; Type: Twin SAM V5.0; Serial: 1412
- Measurement SW: DASY52, Version 52.8 (8);

Area Scan (111x61x1): Interpolated grid: dx=1.500 mm, dy=1.500 mm

Maximum value of SAR (interpolated) = 0.207 W/kg


Zoom Scan (6x5x7)/Cube 0: Measurement grid: dx=8mm, dy=8mm, dz=5mm

Reference Value = 4.317 V/m; Power Drift = -0.02 dB

Peak SAR (extrapolated) = 0.246 W/kg

SAR(1 g) = 0.165 W/kg; SAR(10 g) = 0.110 W/kg

Maximum value of SAR (measured) = 0.175 W/kg



Test Plot 22#: WCDMA Band 2_Head Right Tilt_Middle**DUT: Smart Phone; Type: GRAND M3; Serial: 18020600121**

Communication System: Generic WCDMA; Frequency: 1880 MHz; Duty Cycle: 1:1
Medium parameters used: $f = 1880$ MHz; $\sigma = 1.353$ S/m; $\epsilon_r = 40.765$; $\rho = 1000$ kg/m³ ;
Phantom section: Right Section

DASY5 Configuration:

- Probe: ES3DV2 - SN3019; ConvF(4.93, 4.93, 4.93); Calibrated: 2017/10/30;
- Sensor-Surface: 4mm (Mechanical Surface Detection)
- Electronics: DAE4 Sn772; Calibrated: 2017/10/9
- Phantom: Twin SAM; Type: Twin SAM V5.0; Serial: 1412
- Measurement SW: DASY52, Version 52.8 (8);

Area Scan (111x61x1): Interpolated grid: dx=1.500 mm, dy=1.500 mm

Maximum value of SAR (interpolated) = 0.0560 W/kg

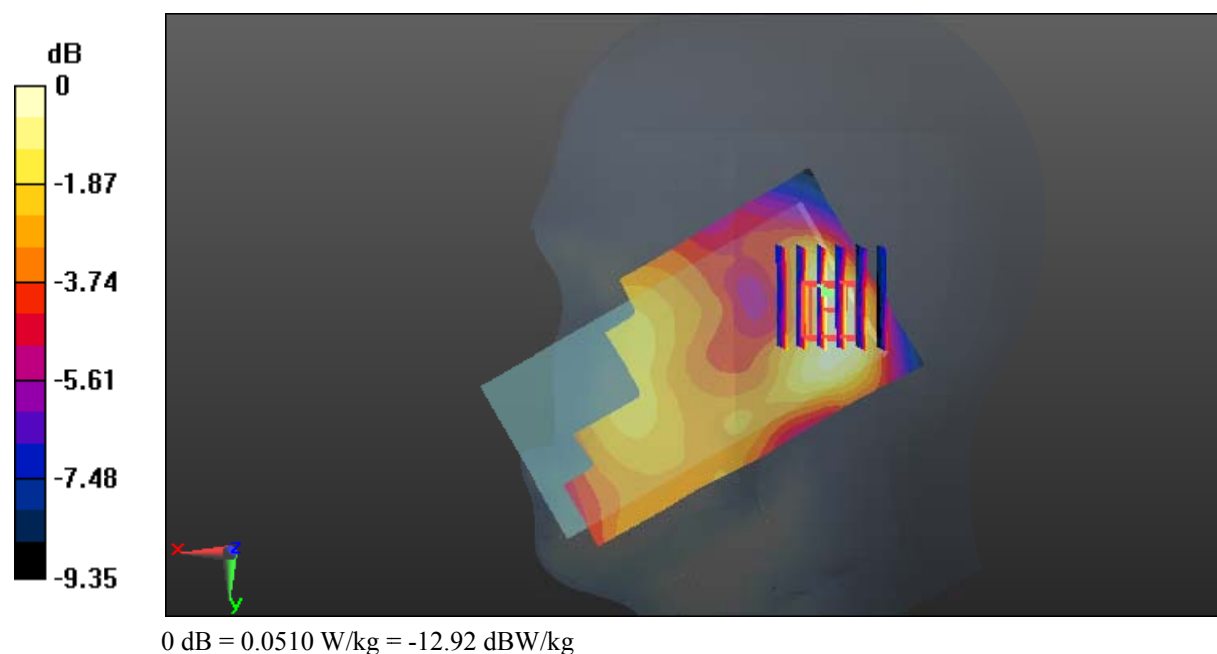
Zoom Scan (6x6x7)/Cube 0: Measurement grid: dx=8mm, dy=8mm, dz=5mm

Reference Value = 5.922 V/m; Power Drift = 0.03 dB

Peak SAR (extrapolated) = 0.0680 W/kg

SAR(1 g) = 0.047 W/kg; SAR(10 g) = 0.030 W/kg

Maximum value of SAR (measured) = 0.0510 W/kg



Test Plot 23#: WCDMA Band 2_Body Back_Middle**DUT: Smart Phone; Type: GRAND M3; Serial: 18020600121**

Communication System: Generic WCDMA; Frequency: 1880 MHz; Duty Cycle: 1:1
Medium parameters used: $f = 1880$ MHz; $\sigma = 1.506$ S/m; $\epsilon_r = 54.154$; $\rho = 1000$ kg/m³ ;
Phantom section: Left Section

DASY5 Configuration:

- Probe: ES3DV2 - SN3019; ConvF(4.65, 4.65, 4.65); Calibrated: 2017/10/30;
- Sensor-Surface: 4mm (Mechanical Surface Detection)
- Electronics: DAE4 Sn772; Calibrated: 2017/10/9
- Phantom: Triple Flat Phantom 5.1C; Type: QD 000 P51 CA; Serial: 1130
- Measurement SW: DASY52, Version 52.8 (8);

Area Scan (111x61x1): Interpolated grid: dx=1.500 mm, dy=1.500 mm

Maximum value of SAR (interpolated) = 0.508 W/kg


Zoom Scan (5x5x7)/Cube 0: Measurement grid: dx=8mm, dy=8mm, dz=5mm

Reference Value = 8.654 V/m; Power Drift = 0.01 dB

Peak SAR (extrapolated) = 0.762 W/kg

SAR(1 g) = 0.439 W/kg; SAR(10 g) = 0.242 W/kg

Maximum value of SAR (measured) = 0.485 W/kg



Test Plot 24#: WCDMA Band 2_Body Left_Middle**DUT: Smart Phone; Type: GRAND M3; Serial: 18020600121**

Communication System: Generic WCDMA; Frequency: 1880 MHz; Duty Cycle: 1:1
Medium parameters used: $f = 1880$ MHz; $\sigma = 1.506$ S/m; $\epsilon_r = 54.154$; $\rho = 1000$ kg/m³ ;
Phantom section: Left Section

DASY5 Configuration:

- Probe: ES3DV2 - SN3019; ConvF(4.65, 4.65, 4.65); Calibrated: 2017/10/30;
- Sensor-Surface: 4mm (Mechanical Surface Detection)
- Electronics: DAE4 Sn772; Calibrated: 2017/10/9
- Phantom: Triple Flat Phantom 5.1C; Type: QD 000 P51 CA; Serial: 1130
- Measurement SW: DASY52, Version 52.8 (8);

Area Scan (111x51x1): Interpolated grid: dx=1.500 mm, dy=1.500 mm

Maximum value of SAR (interpolated) = 0.156 W/kg


Zoom Scan (5x5x7)/Cube 0: Measurement grid: dx=8mm, dy=8mm, dz=5mm

Reference Value = 8.828 V/m; Power Drift = 0.04 dB

Peak SAR (extrapolated) = 0.230 W/kg

SAR(1 g) = 0.132 W/kg; SAR(10 g) = 0.076 W/kg

Maximum value of SAR (measured) = 0.146 W/kg



Test Plot 25#: WCDMA Band 2_Body Right_Middle**DUT: Smart Phone; Type: GRAND M3; Serial: 18020600121**

Communication System: Generic WCDMA; Frequency: 1880 MHz; Duty Cycle: 1:1
Medium parameters used: $f = 1880$ MHz; $\sigma = 1.506$ S/m; $\epsilon_r = 54.154$; $\rho = 1000$ kg/m³ ;
Phantom section: Left Section

DASY5 Configuration:

- Probe: ES3DV2 - SN3019; ConvF(4.65, 4.65, 4.65); Calibrated: 2017/10/30;
- Sensor-Surface: 4mm (Mechanical Surface Detection)
- Electronics: DAE4 Sn772; Calibrated: 2017/10/9
- Phantom: Triple Flat Phantom 5.1C; Type: QD 000 P51 CA; Serial: 1130
- Measurement SW: DASY52, Version 52.8 (8);

Area Scan (111x51x1): Interpolated grid: dx=1.500 mm, dy=1.500 mm

Maximum value of SAR (interpolated) = 0.107 W/kg


Zoom Scan (5x5x7)/Cube 0: Measurement grid: dx=8mm, dy=8mm, dz=5mm

Reference Value = 7.518 V/m; Power Drift = 0.07 dB

Peak SAR (extrapolated) = 0.152 W/kg

SAR(1 g) = 0.094 W/kg; SAR(10 g) = 0.055 W/kg

Maximum value of SAR (measured) = 0.103 W/kg



Test Plot 26#: WCDMA Band 2_Body Bottom_Low**DUT: Smart Phone; Type: GRAND M3; Serial: 18020600121**

Communication System: Generic WCDMA; Frequency: 1852.4 MHz; Duty Cycle: 1:1
Medium parameters used: $f = 1852.4$ MHz; $\sigma = 1.473$ S/m; $\epsilon_r = 54.605$; $\rho = 1000$ kg/m³ ;
Phantom section: Left Section

DASY5 Configuration:

- Probe: ES3DV2 - SN3019; ConvF(4.65, 4.65, 4.65); Calibrated: 2017/10/30;
- Sensor-Surface: 4mm (Mechanical Surface Detection)
- Electronics: DAE4 Sn772; Calibrated: 2017/10/9
- Phantom: Triple Flat Phantom 5.1C; Type: QD 000 P51 CA; Serial: 1130
- Measurement SW: DASY52, Version 52.8 (8);

Area Scan (41x71x1): Interpolated grid: dx=1.500 mm, dy=1.500 mm

Maximum value of SAR (interpolated) = 1.09 W/kg


Zoom Scan (5x5x7)/Cube 0: Measurement grid: dx=8mm, dy=8mm, dz=5mm

Reference Value = 25.67 V/m; Power Drift = -0.04 dB

Peak SAR (extrapolated) = 1.71 W/kg

SAR(1 g) = 0.931 W/kg; SAR(10 g) = 0.478 W/kg

Maximum value of SAR (measured) = 1.04 W/kg



Test Plot 27#: WCDMA Band 2_Body Bottom_Middle**DUT: Smart Phone; Type: GRAND M3; Serial: 18020600121**

Communication System: Generic WCDMA; Frequency: 1880 MHz; Duty Cycle: 1:1
Medium parameters used: $f = 1880$ MHz; $\sigma = 1.506$ S/m; $\epsilon_r = 54.154$; $\rho = 1000$ kg/m³ ;
Phantom section: Left Section

DASY5 Configuration:

- Probe: ES3DV2 - SN3019; ConvF(4.65, 4.65, 4.65); Calibrated: 2017/10/30;
- Sensor-Surface: 4mm (Mechanical Surface Detection)
- Electronics: DAE4 Sn772; Calibrated: 2017/10/9
- Phantom: Triple Flat Phantom 5.1C; Type: QD 000 P51 CA; Serial: 1130
- Measurement SW: DASY52, Version 52.8 (8);

Area Scan (41x71x1): Interpolated grid: dx=1.500 mm, dy=1.500 mm

Maximum value of SAR (interpolated) = 1.06 W/kg


Zoom Scan (5x5x7)/Cube 0: Measurement grid: dx=8mm, dy=8mm, dz=5mm

Reference Value = 25.35 V/m; Power Drift = 0.06 dB

Peak SAR (extrapolated) = 1.72 W/kg

SAR(1 g) = 0.928 W/kg; SAR(10 g) = 0.474 W/kg

Maximum value of SAR (measured) = 1.04 W/kg



Test Plot 28#: WCDMA Band 2_Body Bottom_High**DUT: Smart Phone; Type: GRAND M3; Serial: 18020600121**

Communication System: Generic WCDMA; Frequency: 1907.6 MHz; Duty Cycle: 1:1
Medium parameters used: $f = 1907.6$ MHz; $\sigma = 1.53$ S/m; $\epsilon_r = 54.21$; $\rho = 1000$ kg/m³ ;
Phantom section: Left Section

DASY5 Configuration:

- Probe: ES3DV2 - SN3019; ConvF(4.65, 4.65, 4.65); Calibrated: 2017/10/30;
- Sensor-Surface: 4mm (Mechanical Surface Detection)
- Electronics: DAE4 Sn772; Calibrated: 2017/10/9
- Phantom: Triple Flat Phantom 5.1C; Type: QD 000 P51 CA; Serial: 1130
- Measurement SW: DASY52, Version 52.8 (8);

Area Scan (41x71x1): Interpolated grid: dx=1.500 mm, dy=1.500 mm

Maximum value of SAR (interpolated) = 1.02 W/kg

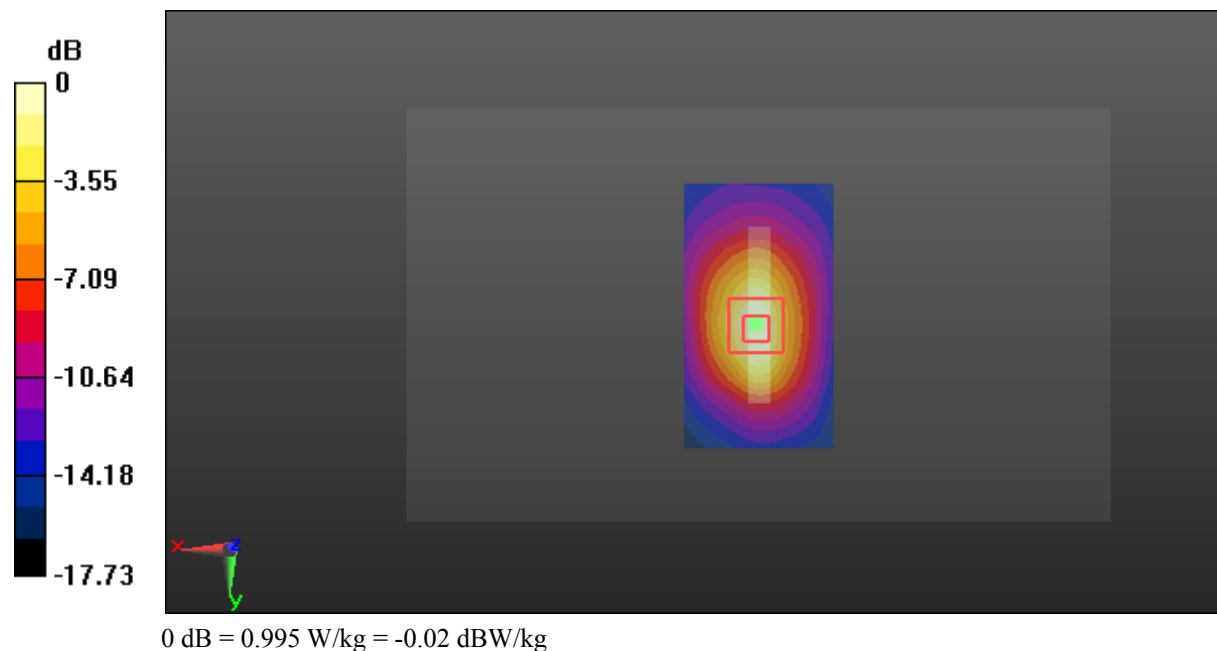
Zoom Scan (5x5x7)/Cube 0: Measurement grid: dx=8mm, dy=8mm, dz=5mm

Reference Value = 24.86 V/m; Power Drift = -0.00 dB

Peak SAR (extrapolated) = 1.65 W/kg

SAR(1 g) = 0.885 W/kg; SAR(10 g) = 0.450 W/kg

Maximum value of SAR (measured) = 0.995 W/kg



Test Plot 29#: WCDMA Band 4_Head Left Cheek_Middle**DUT: Smart Phone; Type: GRAND M3; Serial: 18020600121**

Communication System: Generic WCDMA; Frequency: 1732.6 MHz; Duty Cycle: 1:1
Medium parameters used: $f = 1732.6$ MHz; $\sigma = 1.335$ S/m; $\epsilon_r = 41.226$; $\rho = 1000$ kg/m³ ;
Phantom section: Left Section

DASY5 Configuration:

- Probe: ES3DV2 - SN3019; ConvF(5.13, 5.13, 5.13); Calibrated: 2017/10/30;
- Sensor-Surface: 4mm (Mechanical Surface Detection)
- Electronics: DAE4 Sn772; Calibrated: 2017/10/9
- Phantom: Twin SAM; Type: Twin SAM V5.0; Serial: 1412
- Measurement SW: DASY52, Version 52.8 (8);

Area Scan (111x61x1): Interpolated grid: dx=1.500 mm, dy=1.500 mm

Maximum value of SAR (interpolated) = 0.136 W/kg

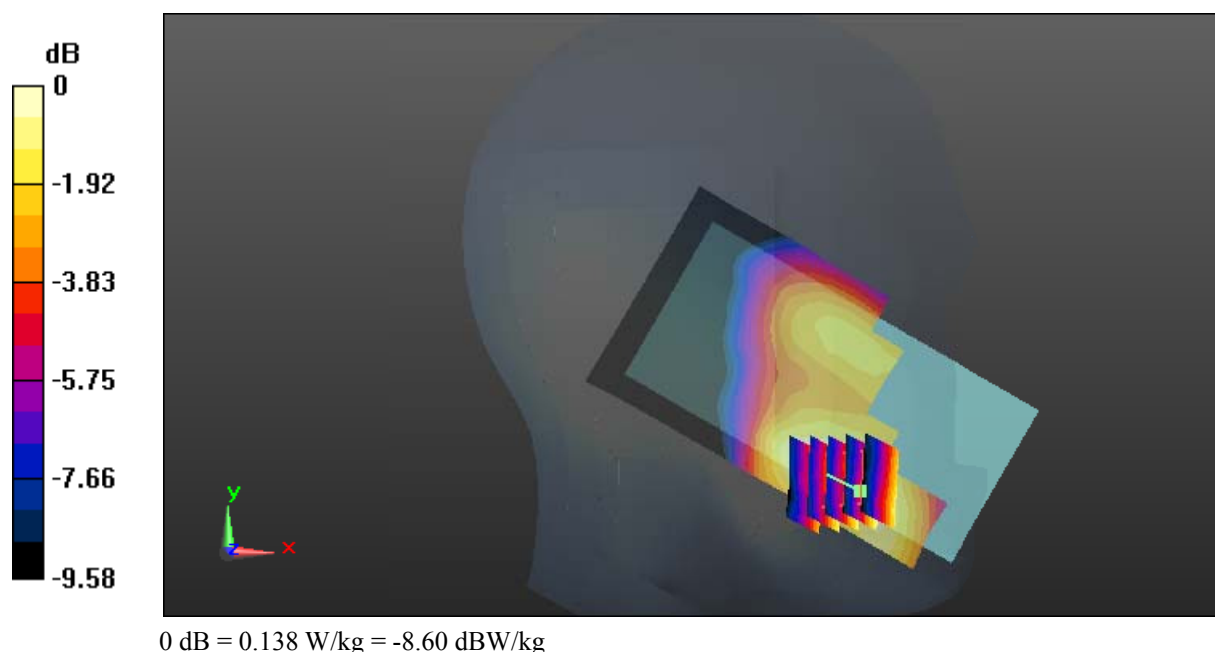
Zoom Scan (5x5x7)/Cube 0: Measurement grid: dx=8mm, dy=8mm, dz=5mm

Reference Value = 3.341 V/m; Power Drift = 0.09 dB

Peak SAR (extrapolated) = 0.182 W/kg

SAR(1 g) = 0.130 W/kg; SAR(10 g) = 0.088 W/kg

Maximum value of SAR (measured) = 0.138 W/kg



Test Plot 30#: WCDMA Band 4_Head Left Tilt_Middle**DUT: Smart Phone; Type: GRAND M3; Serial: 18020600121**

Communication System: Generic WCDMA; Frequency: 1732.6 MHz; Duty Cycle: 1:1
Medium parameters used: $f = 1732.6$ MHz; $\sigma = 1.335$ S/m; $\epsilon_r = 41.226$; $\rho = 1000$ kg/m³ ;
Phantom section: Left Section

DASY5 Configuration:

- Probe: ES3DV2 - SN3019; ConvF(5.13, 5.13, 5.13); Calibrated: 2017/10/30;
- Sensor-Surface: 4mm (Mechanical Surface Detection)
- Electronics: DAE4 Sn772; Calibrated: 2017/10/9
- Phantom: Twin SAM; Type: Twin SAM V5.0; Serial: 1412
- Measurement SW: DASY52, Version 52.8 (8);

Area Scan (111x61x1): Interpolated grid: dx=1.500 mm, dy=1.500 mm

Maximum value of SAR (interpolated) = 0.0542 W/kg


Zoom Scan (5x5x7)/Cube 0: Measurement grid: dx=8mm, dy=8mm, dz=5mm

Reference Value = 4.622 V/m; Power Drift = 0.03 dB

Peak SAR (extrapolated) = 0.0630 W/kg

SAR(1 g) = 0.047 W/kg; SAR(10 g) = 0.033 W/kg

Maximum value of SAR (measured) = 0.0492 W/kg



Test Plot 31#: WCDMA Band 4_Head Right Cheek_Middle**DUT: Smart Phone; Type: GRAND M3; Serial: 18020600121**

Communication System: Generic WCDMA; Frequency: 1732.6 MHz; Duty Cycle: 1:1
Medium parameters used: $f = 1732.6$ MHz; $\sigma = 1.335$ S/m; $\epsilon_r = 41.226$; $\rho = 1000$ kg/m³ ;
Phantom section: Right Section

DASY5 Configuration:

- Probe: ES3DV2 - SN3019; ConvF(5.13, 5.13, 5.13); Calibrated: 2017/10/30;
- Sensor-Surface: 4mm (Mechanical Surface Detection)
- Electronics: DAE4 Sn772; Calibrated: 2017/10/9
- Phantom: Twin SAM; Type: Twin SAM V5.0; Serial: 1412
- Measurement SW: DASY52, Version 52.8 (8);

Area Scan (111x61x1): Interpolated grid: dx=1.500 mm, dy=1.500 mm

Maximum value of SAR (interpolated) = 0.172 W/kg


Zoom Scan (7x6x7)/Cube 0: Measurement grid: dx=8mm, dy=8mm, dz=5mm

Reference Value = 3.826 V/m; Power Drift = 0.07 dB

Peak SAR (extrapolated) = 0.189 W/kg

SAR(1 g) = 0.144 W/kg; SAR(10 g) = 0.101 W/kg

Maximum value of SAR (measured) = 0.152 W/kg



Test Plot 32#: WCDMA Band 4_Head Right Tilt_Middle**DUT: Smart Phone; Type: GRAND M3; Serial: 18020600121**

Communication System: Generic WCDMA; Frequency: 1732.6 MHz; Duty Cycle: 1:1
Medium parameters used: $f = 1732.6$ MHz; $\sigma = 1.335$ S/m; $\epsilon_r = 41.226$; $\rho = 1000$ kg/m³ ;
Phantom section: Right Section

DASY5 Configuration:

- Probe: ES3DV2 - SN3019; ConvF(5.13, 5.13, 5.13); Calibrated: 2017/10/30;
- Sensor-Surface: 4mm (Mechanical Surface Detection)
- Electronics: DAE4 Sn772; Calibrated: 2017/10/9
- Phantom: Twin SAM; Type: Twin SAM V5.0; Serial: 1412
- Measurement SW: DASY52, Version 52.8 (8);

Area Scan (111x61x1): Interpolated grid: dx=1.500 mm, dy=1.500 mm

Maximum value of SAR (interpolated) = 0.0337 W/kg

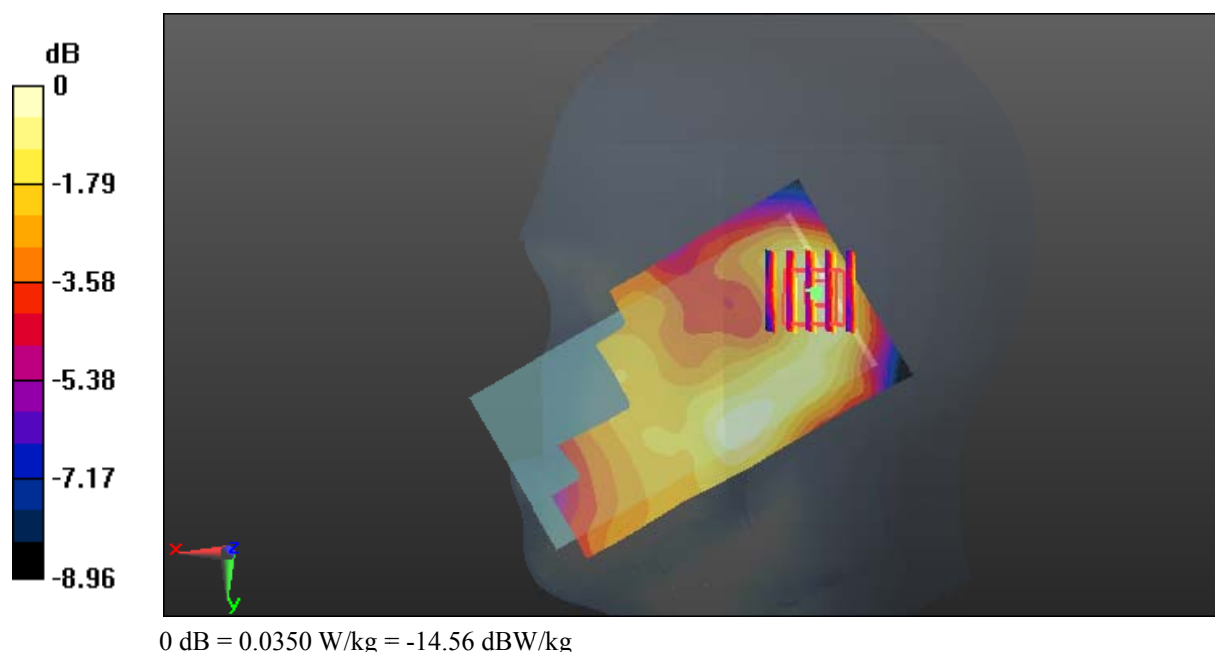
Zoom Scan (5x5x7)/Cube 0: Measurement grid: dx=8mm, dy=8mm, dz=5mm

Reference Value = 4.916 V/m; Power Drift = 0.05 dB

Peak SAR (extrapolated) = 0.0410 W/kg

SAR(1 g) = 0.031 W/kg; SAR(10 g) = 0.022 W/kg

Maximum value of SAR (measured) = 0.0350 W/kg



Test Plot 33#: WCDMA Band 4_Body Back_Middle**DUT: Smart Phone; Type: GRAND M3; Serial: 18020600121**

Communication System: Generic WCDMA; Frequency: 1732.6 MHz; Duty Cycle: 1:1
Medium parameters used: $f = 1732.6$ MHz; $\sigma = 1.517$ S/m; $\epsilon_r = 53.439$; $\rho = 1000$ kg/m³ ;
Phantom section: Left Section

DASY5 Configuration:

- Probe: ES3DV2 - SN3019; ConvF(4.84, 4.84, 4.84); Calibrated: 2017/10/30;
- Sensor-Surface: 4mm (Mechanical Surface Detection)
- Electronics: DAE4 Sn772; Calibrated: 2017/10/9
- Phantom: Triple Flat Phantom 5.1C; Type: QD 000 P51 CA; Serial: 1130
- Measurement SW: DASY52, Version 52.8 (8);

Area Scan (111x61x1): Interpolated grid: dx=1.500 mm, dy=1.500 mm

Maximum value of SAR (interpolated) = 0.492 W/kg


Zoom Scan (5x5x7)/Cube 0: Measurement grid: dx=8mm, dy=8mm, dz=5mm

Reference Value = 10.21 V/m; Power Drift = 0.18 dB

Peak SAR (extrapolated) = 0.738 W/kg

SAR(1 g) = 0.435 W/kg; SAR(10 g) = 0.245 W/kg

Maximum value of SAR (measured) = 0.469 W/kg



Test Plot 34#: WCDMA Band 4_Body Left_Middle**DUT: Smart Phone; Type: GRAND M3; Serial: 18020600121**

Communication System: Generic WCDMA; Frequency: 1732.6 MHz; Duty Cycle: 1:1
Medium parameters used: $f = 1732.6$ MHz; $\sigma = 1.517$ S/m; $\epsilon_r = 53.439$; $\rho = 1000$ kg/m³ ;
Phantom section: Left Section

DASY5 Configuration:

- Probe: ES3DV2 - SN3019; ConvF(4.84, 4.84, 4.84); Calibrated: 2017/10/30;
- Sensor-Surface: 4mm (Mechanical Surface Detection)
- Electronics: DAE4 Sn772; Calibrated: 2017/10/9
- Phantom: Triple Flat Phantom 5.1C; Type: QD 000 P51 CA; Serial: 1130
- Measurement SW: DASY52, Version 52.8 (8);

Area Scan (111x51x1): Interpolated grid: dx=1.500 mm, dy=1.500 mm

Maximum value of SAR (interpolated) = 0.144 W/kg


Zoom Scan (5x5x7)/Cube 0: Measurement grid: dx=8mm, dy=8mm, dz=5mm

Reference Value = 7.695 V/m; Power Drift = 0.13 dB

Peak SAR (extrapolated) = 0.199 W/kg

SAR(1 g) = 0.122 W/kg; SAR(10 g) = 0.072 W/kg

Maximum value of SAR (measured) = 0.136 W/kg



Test Plot 35#: WCDMA Band 4_Body Right_Middle**DUT: Smart Phone; Type: GRAND M3; Serial: 18020600121**

Communication System: Generic WCDMA; Frequency: 1732.6 MHz; Duty Cycle: 1:1
Medium parameters used: $f = 1732.6$ MHz; $\sigma = 1.517$ S/m; $\epsilon_r = 53.439$; $\rho = 1000$ kg/m³ ;
Phantom section: Left Section

DASY5 Configuration:

- Probe: ES3DV2 - SN3019; ConvF(4.84, 4.84, 4.84); Calibrated: 2017/10/30;
- Sensor-Surface: 4mm (Mechanical Surface Detection)
- Electronics: DAE4 Sn772; Calibrated: 2017/10/9
- Phantom: Triple Flat Phantom 5.1C; Type: QD 000 P51 CA; Serial: 1130
- Measurement SW: DASY52, Version 52.8 (8);

Area Scan (111x51x1): Interpolated grid: dx=1.500 mm, dy=1.500 mm

Maximum value of SAR (interpolated) = 0.0920 W/kg


Zoom Scan (5x5x7)/Cube 0: Measurement grid: dx=8mm, dy=8mm, dz=5mm

Reference Value = 6.560 V/m; Power Drift = 0.09 dB

Peak SAR (extrapolated) = 0.128 W/kg

SAR(1 g) = 0.084 W/kg; SAR(10 g) = 0.052 W/kg

Maximum value of SAR (measured) = 0.0903 W/kg



Test Plot 36#: WCDMA Band 4_Body Bottom_Middle**DUT: Smart Phone; Type: GRAND M3; Serial: 18020600121**

Communication System: Generic WCDMA; Frequency: 1732.6 MHz; Duty Cycle: 1:1
Medium parameters used: $f = 1732.6$ MHz; $\sigma = 1.517$ S/m; $\epsilon_r = 53.439$; $\rho = 1000$ kg/m³ ;
Phantom section: Left Section

DASY5 Configuration:

- Probe: ES3DV2 - SN3019; ConvF(4.84, 4.84, 4.84); Calibrated: 2017/10/30;
- Sensor-Surface: 4mm (Mechanical Surface Detection)
- Electronics: DAE4 Sn772; Calibrated: 2017/10/9
- Phantom: Triple Flat Phantom 5.1C; Type: QD 000 P51 CA; Serial: 1130
- Measurement SW: DASY52, Version 52.8 (8);

Area Scan (41x71x1): Interpolated grid: dx=1.500 mm, dy=1.500 mm

Maximum value of SAR (interpolated) = 0.723 W/kg


Zoom Scan (5x5x7)/Cube 0: Measurement grid: dx=8mm, dy=8mm, dz=5mm

Reference Value = 21.53 V/m; Power Drift = -0.06 dB

Peak SAR (extrapolated) = 1.11 W/kg

SAR(1 g) = 0.634 W/kg; SAR(10 g) = 0.336 W/kg

Maximum value of SAR (measured) = 0.711 W/kg



Test Plot 37#: WCDMA Band 5_Head Left Cheek_Middle**DUT: Smart Phone; Type: GRAND M3; Serial: 18020600121**

Communication System: Generic WCDMA; Frequency: 836.6 MHz; Duty Cycle: 1:1
Medium parameters used: $f = 836.6$ MHz; $\sigma = 0.897$ S/m; $\epsilon_r = 42.498$; $\rho = 1000$ kg/m³ ;
Phantom section: Left Section

DASY5 Configuration:

- Probe: ES3DV2 - SN3019; ConvF(6.57, 6.57, 6.57); Calibrated: 2017/10/30;
- Sensor-Surface: 4mm (Mechanical Surface Detection)
- Electronics: DAE4 Sn772; Calibrated: 2017/10/9
- Phantom: Twin SAM; Type: Twin SAM V5.0; Serial: 1412
- Measurement SW: DASY52, Version 52.8 (8);

Area Scan (111x61x1): Interpolated grid: dx=1.500 mm, dy=1.500 mm

Maximum value of SAR (interpolated) = 0.0478 W/kg


Zoom Scan (6x6x7)/Cube 0: Measurement grid: dx=8mm, dy=8mm, dz=5mm

Reference Value = 3.587 V/m; Power Drift = 0.08 dB

Peak SAR (extrapolated) = 0.0790 W/kg

SAR(1 g) = 0.045 W/kg; SAR(10 g) = 0.028 W/kg

Maximum value of SAR (measured) = 0.0478 W/kg



Test Plot 38#: WCDMA Band 5_Head Left Tilt_Middle**DUT: Smart Phone; Type: GRAND M3; Serial: 18020600121**

Communication System: Generic WCDMA; Frequency: 836.6 MHz; Duty Cycle: 1:1
Medium parameters used: $f = 836.6$ MHz; $\sigma = 0.897$ S/m; $\epsilon_r = 42.498$; $\rho = 1000$ kg/m³ ;
Phantom section: Left Section

DASY5 Configuration:

- Probe: ES3DV2 - SN3019; ConvF(6.57, 6.57, 6.57); Calibrated: 2017/10/30;
- Sensor-Surface: 4mm (Mechanical Surface Detection)
- Electronics: DAE4 Sn772; Calibrated: 2017/10/9
- Phantom: Twin SAM; Type: Twin SAM V5.0; Serial: 1412
- Measurement SW: DASY52, Version 52.8 (8);

Area Scan (111x61x1): Interpolated grid: dx=1.500 mm, dy=1.500 mm

Maximum value of SAR (interpolated) = 0.0261 W/kg

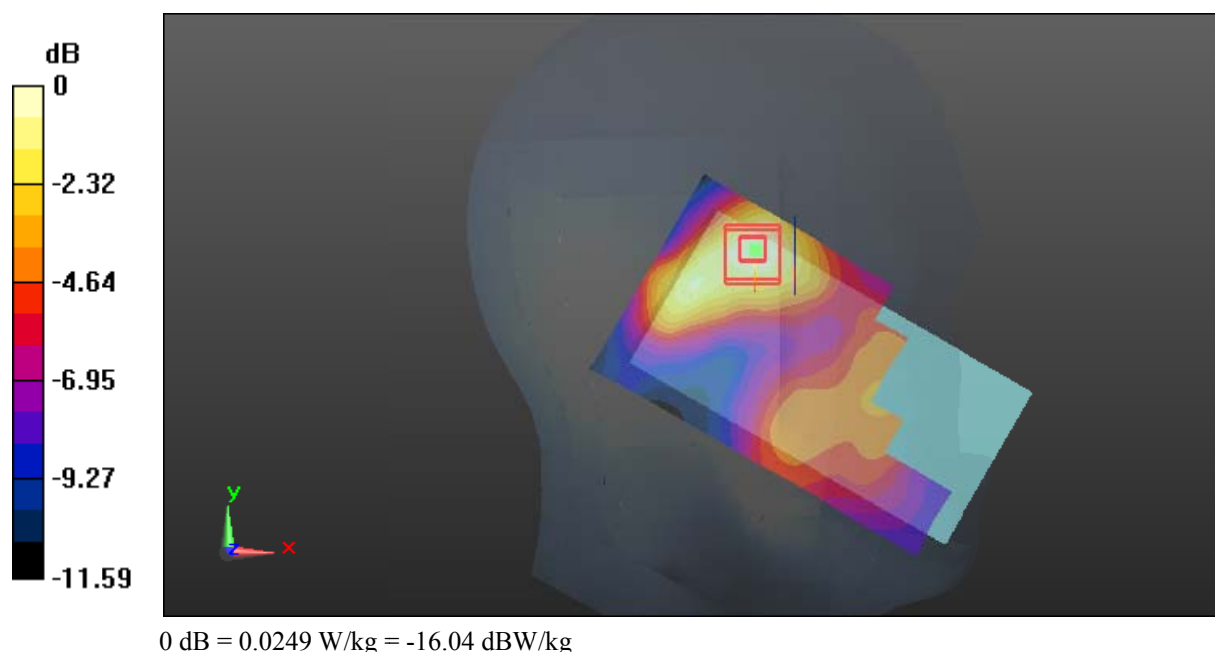
Zoom Scan (5x5x7)/Cube 0: Measurement grid: dx=8mm, dy=8mm, dz=5mm

Reference Value = 4.506 V/m; Power Drift = 0.02 dB

Peak SAR (extrapolated) = 0.0410 W/kg

SAR(1 g) = 0.023 W/kg; SAR(10 g) = 0.013 W/kg

Maximum value of SAR (measured) = 0.0249 W/kg



Test Plot 39#: WCDMA Band 5_Head Right Cheek_Middle**DUT: Smart Phone; Type: GRAND M3; Serial: 18020600121**

Communication System: Generic WCDMA; Frequency: 836.6 MHz; Duty Cycle: 1:1
Medium parameters used: $f = 836.6$ MHz; $\sigma = 0.897$ S/m; $\epsilon_r = 42.498$; $\rho = 1000$ kg/m³ ;
Phantom section: Right Section

DASY5 Configuration:

- Probe: ES3DV2 - SN3019; ConvF(6.57, 6.57, 6.57); Calibrated: 2017/10/30;
- Sensor-Surface: 4mm (Mechanical Surface Detection)
- Electronics: DAE4 Sn772; Calibrated: 2017/10/9
- Phantom: Twin SAM; Type: Twin SAM V5.0; Serial: 1412
- Measurement SW: DASY52, Version 52.8 (8);

Area Scan (111x61x1): Interpolated grid: dx=1.500 mm, dy=1.500 mm

Maximum value of SAR (interpolated) = 0.0549 W/kg


Zoom Scan (7x6x7)/Cube 0: Measurement grid: dx=8mm, dy=8mm, dz=5mm

Reference Value = 3.644 V/m; Power Drift = -0.19 dB

Peak SAR (extrapolated) = 0.0840 W/kg

SAR(1 g) = 0.050 W/kg; SAR(10 g) = 0.031 W/kg

Maximum value of SAR (measured) = 0.0529 W/kg



Test Plot 40#: WCDMA Band 5_Head Right Tilt_Middle**DUT: Smart Phone; Type: GRAND M3; Serial: 18020600121**

Communication System: Generic WCDMA; Frequency: 836.6 MHz; Duty Cycle: 1:1
Medium parameters used: $f = 836.6$ MHz; $\sigma = 0.897$ S/m; $\epsilon_r = 42.498$; $\rho = 1000$ kg/m³ ;
Phantom section: Right Section

DASY5 Configuration:

- Probe: ES3DV2 - SN3019; ConvF(6.57, 6.57, 6.57); Calibrated: 2017/10/30;
- Sensor-Surface: 4mm (Mechanical Surface Detection)
- Electronics: DAE4 Sn772; Calibrated: 2017/10/9
- Phantom: Twin SAM; Type: Twin SAM V5.0; Serial: 1412
- Measurement SW: DASY52, Version 52.8 (8);

Area Scan (111x61x1): Interpolated grid: dx=1.500 mm, dy=1.500 mm

Maximum value of SAR (interpolated) = 0.0202 W/kg

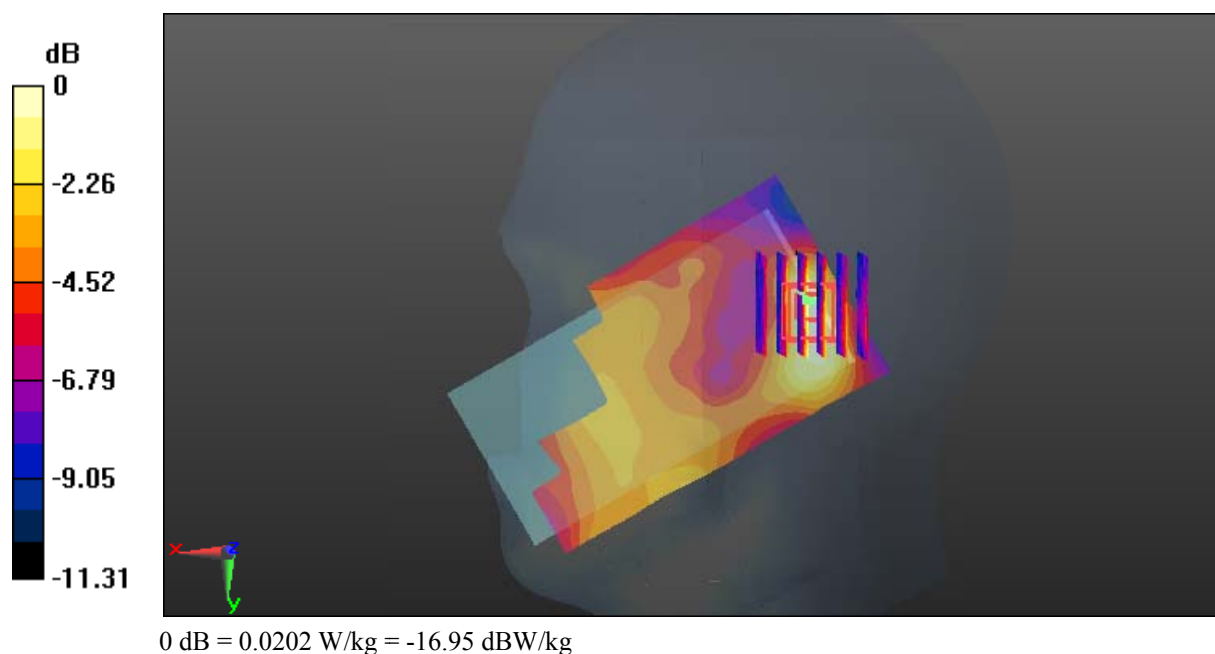
Zoom Scan (6x6x7)/Cube 0: Measurement grid: dx=8mm, dy=8mm, dz=5mm

Reference Value = 3.288 V/m; Power Drift = 0.14 dB

Peak SAR (extrapolated) = 0.0320 W/kg

SAR(1 g) = 0.018 W/kg; SAR(10 g) = 0.00983 W/kg

Maximum value of SAR (measured) = 0.0202 W/kg



Test Plot 41#: WCDMA Band 5_Body Back_Middle**DUT: Smart Phone; Type: GRAND M3; Serial: 18020600121**

Communication System: Generic WCDMA; Frequency: 836.6 MHz; Duty Cycle: 1:1
Medium parameters used: $f = 836.6$ MHz; $\sigma = 0.971$ S/m; $\epsilon_r = 56.859$; $\rho = 1000$ kg/m³ ;
Phantom section: Right Section

DASY5 Configuration:

- Probe: ES3DV2 - SN3019; ConvF(6.42, 6.42, 6.42); Calibrated: 2017/10/30;
- Sensor-Surface: 4mm (Mechanical Surface Detection)
- Electronics: DAE4 Sn772; Calibrated: 2017/10/9
- Phantom: Triple Flat Phantom 5.1C; Type: QD 000 P51 CA; Serial: 1130
- Measurement SW: DASY52, Version 52.8 (8);

Area Scan (111x61x1): Interpolated grid: dx=1.500 mm, dy=1.500 mm

Maximum value of SAR (interpolated) = 0.224 W/kg


Zoom Scan (10x7x7)/Cube 0: Measurement grid: dx=8mm, dy=8mm, dz=5mm

Reference Value = 14.59 V/m; Power Drift = 0.04 dB

Peak SAR (extrapolated) = 0.271 W/kg

SAR(1 g) = 0.212 W/kg; SAR(10 g) = 0.162 W/kg

Maximum value of SAR (measured) = 0.221 W/kg



Test Plot 42#: WCDMA Band 5_Body Left_Middle**DUT: Smart Phone; Type: GRAND M3; Serial: 18020600121**

Communication System: Generic WCDMA; Frequency: 836.6 MHz; Duty Cycle: 1:1
Medium parameters used: $f = 836.6$ MHz; $\sigma = 0.971$ S/m; $\epsilon_r = 56.859$; $\rho = 1000$ kg/m³ ;
Phantom section: Right Section

DASY5 Configuration:

- Probe: ES3DV2 - SN3019; ConvF(6.42, 6.42, 6.42); Calibrated: 2017/10/30;
- Sensor-Surface: 4mm (Mechanical Surface Detection)
- Electronics: DAE4 Sn772; Calibrated: 2017/10/9
- Phantom: Triple Flat Phantom 5.1C; Type: QD 000 P51 CA; Serial: 1130
- Measurement SW: DASY52, Version 52.8 (8);

Area Scan (111x51x1): Interpolated grid: dx=1.500 mm, dy=1.500 mm

Maximum value of SAR (interpolated) = 0.0277 W/kg


Zoom Scan (5x5x7)/Cube 0: Measurement grid: dx=8mm, dy=8mm, dz=5mm

Reference Value = 4.523 V/m; Power Drift = -0.06 dB

Peak SAR (extrapolated) = 0.0370 W/kg

SAR(1 g) = 0.026 W/kg; SAR(10 g) = 0.019 W/kg

Maximum value of SAR (measured) = 0.0275 W/kg



Test Plot 43#: WCDMA Band 5_Body Right_Middle**DUT: Smart Phone; Type: GRAND M3; Serial: 18020600121**

Communication System: Generic WCDMA; Frequency: 836.6 MHz; Duty Cycle: 1:1
Medium parameters used: $f = 836.6$ MHz; $\sigma = 0.971$ S/m; $\epsilon_r = 56.859$; $\rho = 1000$ kg/m³ ;
Phantom section: Right Section

DASY5 Configuration:

- Probe: ES3DV2 - SN3019; ConvF(6.42, 6.42, 6.42); Calibrated: 2017/10/30;
- Sensor-Surface: 4mm (Mechanical Surface Detection)
- Electronics: DAE4 Sn772; Calibrated: 2017/10/9
- Phantom: Triple Flat Phantom 5.1C; Type: QD 000 P51 CA; Serial: 1130
- Measurement SW: DASY52, Version 52.8 (8);

Area Scan (111x51x1): Interpolated grid: dx=1.500 mm, dy=1.500 mm

Maximum value of SAR (interpolated) = 0.0425 W/kg


Zoom Scan (5x5x7)/Cube 0: Measurement grid: dx=8mm, dy=8mm, dz=5mm

Reference Value = 5.957 V/m; Power Drift = -0.06 dB

Peak SAR (extrapolated) = 0.0550 W/kg

SAR(1 g) = 0.040 W/kg; SAR(10 g) = 0.028 W/kg

Maximum value of SAR (measured) = 0.0429 W/kg



Test Plot 44#: WCDMA Band 5_Body Bottom_Middle**DUT: Smart Phone; Type: GRAND M3; Serial: 18020600121**

Communication System: Generic WCDMA; Frequency: 836.6 MHz; Duty Cycle: 1:1
Medium parameters used: $f = 836.6$ MHz; $\sigma = 0.971$ S/m; $\epsilon_r = 56.859$; $\rho = 1000$ kg/m³ ;
Phantom section: Right Section

DASY5 Configuration:

- Probe: ES3DV2 - SN3019; ConvF(6.42, 6.42, 6.42); Calibrated: 2017/10/30;
- Sensor-Surface: 4mm (Mechanical Surface Detection)
- Electronics: DAE4 Sn772; Calibrated: 2017/10/9
- Phantom: Triple Flat Phantom 5.1C; Type: QD 000 P51 CA; Serial: 1130
- Measurement SW: DASY52, Version 52.8 (8);

Area Scan (41x71x1): Interpolated grid: dx=1.500 mm, dy=1.500 mm

Maximum value of SAR (interpolated) = 0.0180 W/kg


Zoom Scan (5x6x7)/Cube 0: Measurement grid: dx=8mm, dy=8mm, dz=5mm

Reference Value = 4.171 V/m; Power Drift = -0.15 dB

Peak SAR (extrapolated) = 0.0230 W/kg

SAR(1 g) = 0.015 W/kg; SAR(10 g) = 0.00933 W/kg

Maximum value of SAR (measured) = 0.0164 W/kg



Test Plot 45#: LTE Band 2_Head Left Cheek_Middle_1RB**DUT: Smart Phone; Type: GRAND M3; Serial: 18020600121**

Communication System: Generic FDD-LTE; Frequency: 1880 MHz; Duty Cycle: 1:1
Medium parameters used: $f = 1880$ MHz; $\sigma = 1.353$ S/m; $\epsilon_r = 40.765$; $\rho = 1000$ kg/m³ ;
Phantom section: Left Section

DASY5 Configuration:

- Probe: ES3DV2 - SN3019; ConvF(4.93, 4.93, 4.93); Calibrated: 2017/10/30;
- Sensor-Surface: 4mm (Mechanical Surface Detection)
- Electronics: DAE4 Sn772; Calibrated: 2017/10/9
- Phantom: Twin SAM; Type: Twin SAM V5.0; Serial: 1412
- Measurement SW: DASY52, Version 52.8 (8);

Area Scan (111x61x1): Interpolated grid: dx=1.500 mm, dy=1.500 mm

Maximum value of SAR (interpolated) = 0.184 W/kg

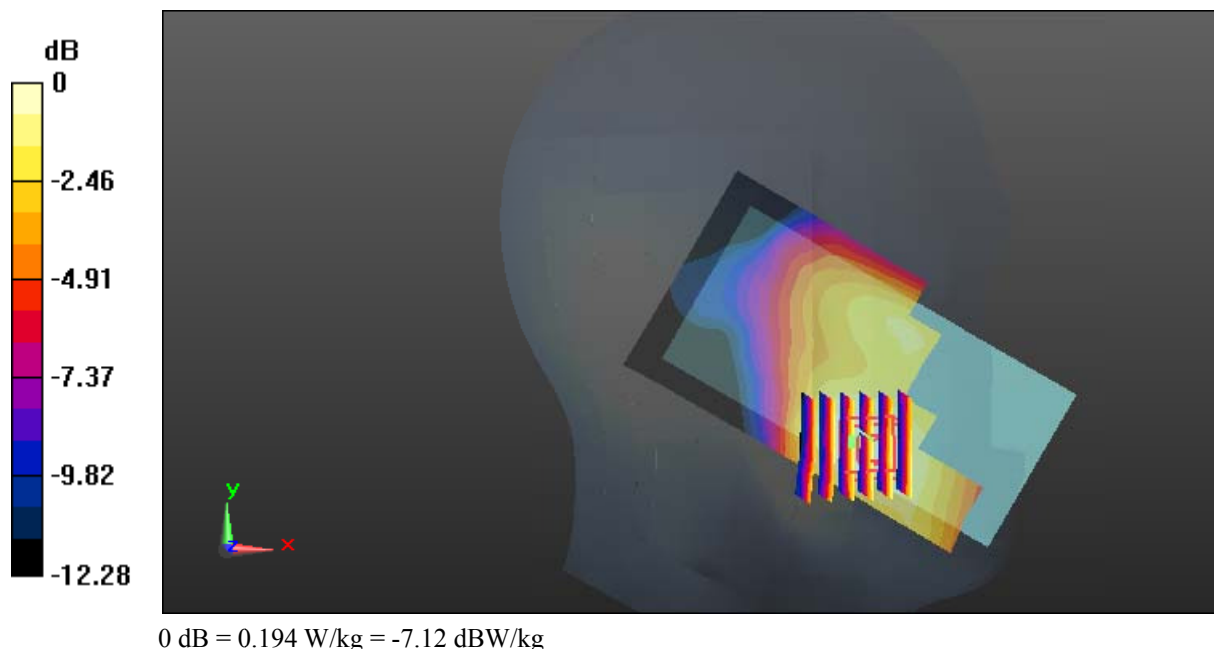
Zoom Scan (6x6x7)/Cube 0: Measurement grid: dx=8mm, dy=8mm, dz=5mm

Reference Value = 3.599 V/m; Power Drift = 0.17 dB

Peak SAR (extrapolated) = 0.287 W/kg

SAR(1 g) = 0.184 W/kg; SAR(10 g) = 0.118 W/kg

Maximum value of SAR (measured) = 0.194 W/kg



Test Plot 46#: LTE Band 2_Head Left Cheek_Middle_50%RB**DUT: Smart Phone; Type: GRAND M3; Serial: 18020600121**

Communication System: Generic FDD-LTE; Frequency: 1880 MHz; Duty Cycle: 1:1
Medium parameters used: $f = 1880$ MHz; $\sigma = 1.353$ S/m; $\epsilon_r = 40.765$; $\rho = 1000$ kg/m³ ;
Phantom section: Left Section

DASY5 Configuration:

- Probe: ES3DV2 - SN3019; ConvF(4.93, 4.93, 4.93); Calibrated: 2017/10/30;
- Sensor-Surface: 4mm (Mechanical Surface Detection)
- Electronics: DAE4 Sn772; Calibrated: 2017/10/9
- Phantom: Twin SAM; Type: Twin SAM V5.0; Serial: 1412
- Measurement SW: DASY52, Version 52.8 (8);

Area Scan (111x61x1): Interpolated grid: dx=1.500 mm, dy=1.500 mm

Maximum value of SAR (interpolated) = 0.161 W/kg

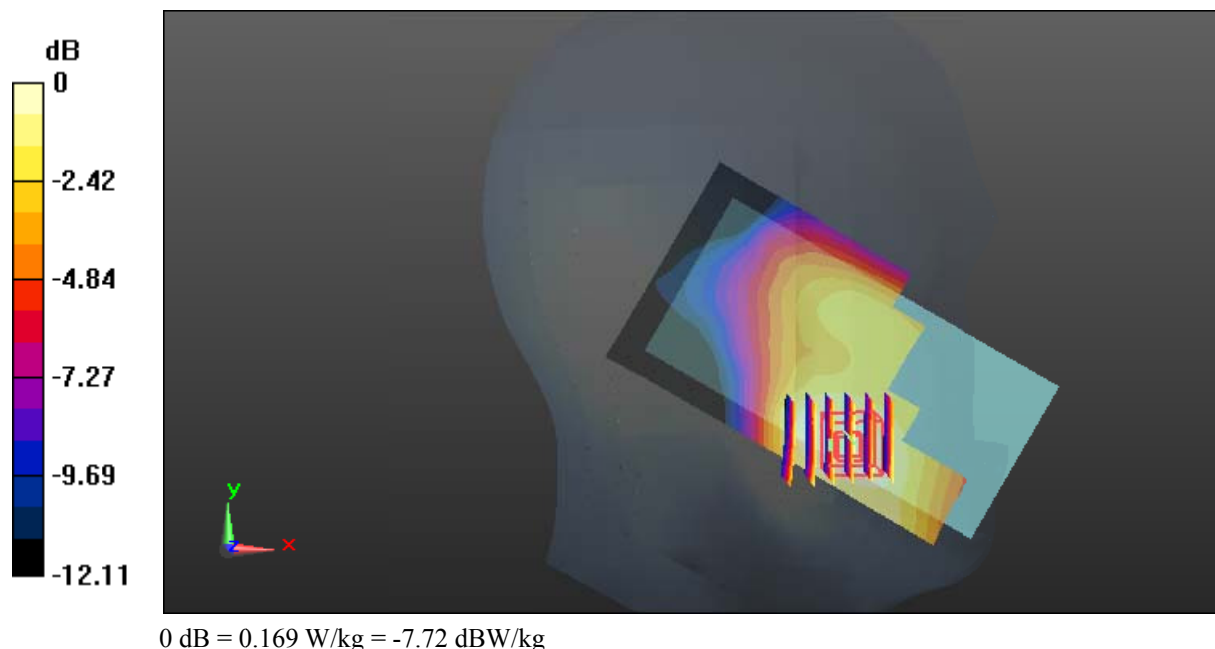
Zoom Scan (6x5x7)/Cube 0: Measurement grid: dx=8mm, dy=8mm, dz=5mm

Reference Value = 3.436 V/m; Power Drift = 0.11 dB

Peak SAR (extrapolated) = 0.247 W/kg

SAR(1 g) = 0.159 W/kg; SAR(10 g) = 0.102 W/kg

Maximum value of SAR (measured) = 0.169 W/kg



Test Plot 47#: LTE Band 2_Head Left Tilt_Middle_1RB**DUT: Smart Phone; Type: GRAND M3; Serial: 18020600121**

Communication System: Generic FDD-LTE; Frequency: 1880 MHz; Duty Cycle: 1:1
Medium parameters used: $f = 1880$ MHz; $\sigma = 1.353$ S/m; $\epsilon_r = 40.765$; $\rho = 1000$ kg/m³ ;
Phantom section: Left Section

DASY5 Configuration:

- Probe: ES3DV2 - SN3019; ConvF(4.93, 4.93, 4.93); Calibrated: 2017/10/30;
- Sensor-Surface: 4mm (Mechanical Surface Detection)
- Electronics: DAE4 Sn772; Calibrated: 2017/10/9
- Phantom: Twin SAM; Type: Twin SAM V5.0; Serial: 1412
- Measurement SW: DASY52, Version 52.8 (8);

Area Scan (111x61x1): Interpolated grid: dx=1.500 mm, dy=1.500 mm

Maximum value of SAR (interpolated) = 0.0739 W/kg

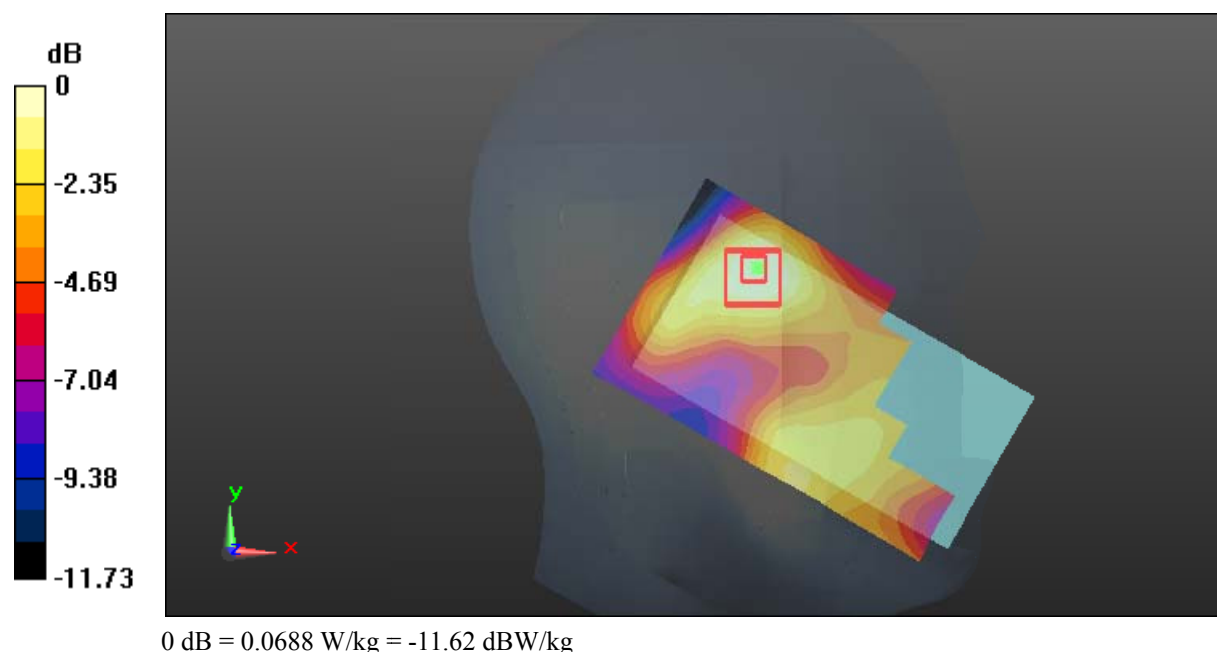
Zoom Scan (5x5x7)/Cube 0: Measurement grid: dx=8mm, dy=8mm, dz=5mm

Reference Value = 5.742 V/m; Power Drift = 0.06 dB

Peak SAR (extrapolated) = 0.0960 W/kg

SAR(1 g) = 0.063 W/kg; SAR(10 g) = 0.041 W/kg

Maximum value of SAR (measured) = 0.0688 W/kg



Test Plot 48#: LTE Band 2_Head Left Tilt_Middle_50%RB**DUT: Smart Phone; Type: GRAND M3; Serial: 18020600121**

Communication System: Generic FDD-LTE; Frequency: 1880 MHz; Duty Cycle: 1:1
Medium parameters used: $f = 1880$ MHz; $\sigma = 1.353$ S/m; $\epsilon_r = 40.765$; $\rho = 1000$ kg/m³ ;
Phantom section: Left Section

DASY5 Configuration:

- Probe: ES3DV2 - SN3019; ConvF(4.93, 4.93, 4.93); Calibrated: 2017/10/30;
- Sensor-Surface: 4mm (Mechanical Surface Detection)
- Electronics: DAE4 Sn772; Calibrated: 2017/10/9
- Phantom: Twin SAM; Type: Twin SAM V5.0; Serial: 1412
- Measurement SW: DASY52, Version 52.8 (8);

Area Scan (111x61x1): Interpolated grid: dx=1.500 mm, dy=1.500 mm

Maximum value of SAR (interpolated) = 0.0663 W/kg

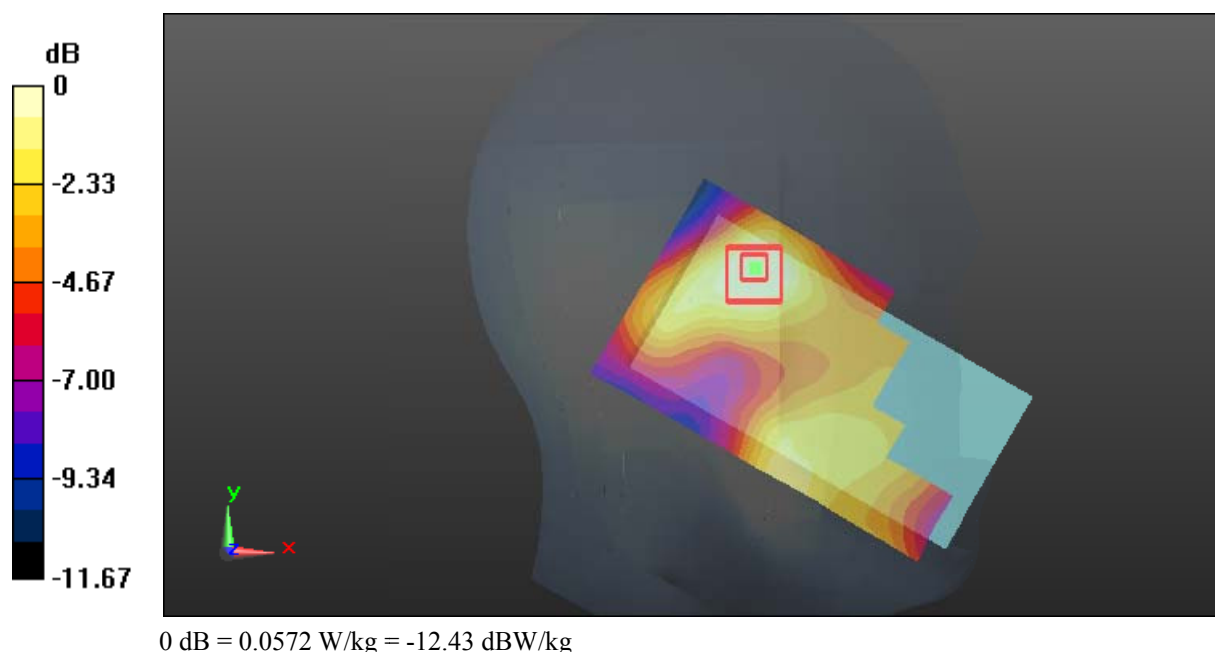
Zoom Scan (5x5x7)/Cube 0: Measurement grid: dx=8mm, dy=8mm, dz=5mm

Reference Value = 5.373 V/m; Power Drift = 0.16 dB

Peak SAR (extrapolated) = 0.0780 W/kg

SAR(1 g) = 0.053 W/kg; SAR(10 g) = 0.034 W/kg

Maximum value of SAR (measured) = 0.0572 W/kg



Test Plot 49#: LTE Band 2_Head Right Cheek_Middle_1RB**DUT: Smart Phone; Type: GRAND M3; Serial: 18020600121**

Communication System: Generic FDD-LTE; Frequency: 1880 MHz; Duty Cycle: 1:1
Medium parameters used: $f = 1880$ MHz; $\sigma = 1.353$ S/m; $\epsilon_r = 40.765$; $\rho = 1000$ kg/m³ ;
Phantom section: Right Section

DASY5 Configuration:

- Probe: ES3DV2 - SN3019; ConvF(4.93, 4.93, 4.93); Calibrated: 2017/10/30;
- Sensor-Surface: 4mm (Mechanical Surface Detection)
- Electronics: DAE4 Sn772; Calibrated: 2017/10/9
- Phantom: Twin SAM; Type: Twin SAM V5.0; Serial: 1412
- Measurement SW: DASY52, Version 52.8 (8);

Area Scan (111x61x1): Interpolated grid: dx=1.500 mm, dy=1.500 mm

Maximum value of SAR (interpolated) = 0.244 W/kg

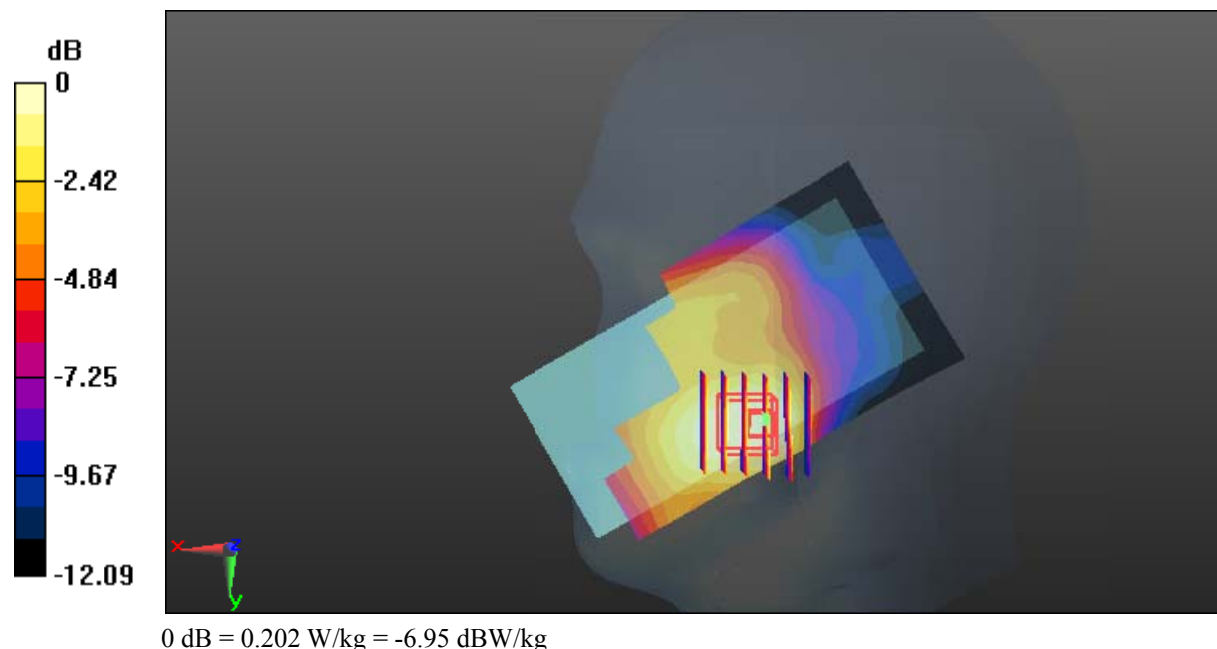
Zoom Scan (6x6x7)/Cube 0: Measurement grid: dx=8mm, dy=8mm, dz=5mm

Reference Value = 3.855 V/m; Power Drift = 0.13 dB

Peak SAR (extrapolated) = 0.290 W/kg

SAR(1 g) = 0.189 W/kg; SAR(10 g) = 0.125 W/kg

Maximum value of SAR (measured) = 0.202 W/kg



Test Plot 50#: LTE Band 2_Head Right Cheek_Middle_50%RB**DUT: Smart Phone; Type: GRAND M3; Serial: 18020600121**

Communication System: Generic FDD-LTE; Frequency: 1880 MHz; Duty Cycle: 1:1
Medium parameters used: $f = 1880$ MHz; $\sigma = 1.353$ S/m; $\epsilon_r = 40.765$; $\rho = 1000$ kg/m³ ;
Phantom section: Right Section

DASY5 Configuration:

- Probe: ES3DV2 - SN3019; ConvF(4.93, 4.93, 4.93); Calibrated: 2017/10/30;
- Sensor-Surface: 4mm (Mechanical Surface Detection)
- Electronics: DAE4 Sn772; Calibrated: 2017/10/9
- Phantom: Twin SAM; Type: Twin SAM V5.0; Serial: 1412
- Measurement SW: DASY52, Version 52.8 (8);

Area Scan (111x61x1): Interpolated grid: dx=1.500 mm, dy=1.500 mm

Maximum value of SAR (interpolated) = 0.213 W/kg

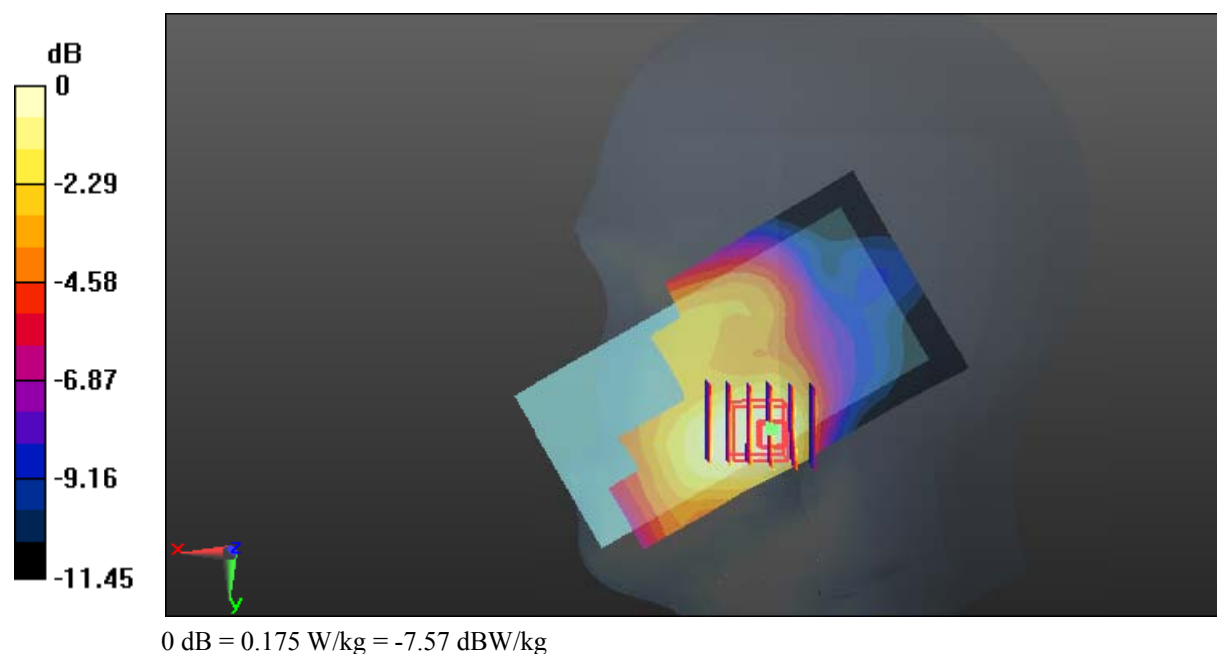
Zoom Scan (6x5x7)/Cube 0: Measurement grid: dx=8mm, dy=8mm, dz=5mm

Reference Value = 3.696 V/m; Power Drift = -0.06 dB

Peak SAR (extrapolated) = 0.260 W/kg

SAR(1 g) = 0.165 W/kg; SAR(10 g) = 0.109 W/kg

Maximum value of SAR (measured) = 0.175 W/kg



Test Plot 51#: LTE Band 2_Head Right Tilt_Middle_1RB**DUT: Smart Phone; Type: GRAND M3; Serial: 18020600121**

Communication System: Generic FDD-LTE; Frequency: 1880 MHz; Duty Cycle: 1:1
Medium parameters used: $f = 1880$ MHz; $\sigma = 1.353$ S/m; $\epsilon_r = 40.765$; $\rho = 1000$ kg/m³ ;
Phantom section: Right Section

DASY5 Configuration:

- Probe: ES3DV2 - SN3019; ConvF(4.93, 4.93, 4.93); Calibrated: 2017/10/30;
- Sensor-Surface: 4mm (Mechanical Surface Detection)
- Electronics: DAE4 Sn772; Calibrated: 2017/10/9
- Phantom: Twin SAM; Type: Twin SAM V5.0; Serial: 1412
- Measurement SW: DASY52, Version 52.8 (8);

Area Scan (111x61x1): Interpolated grid: dx=1.500 mm, dy=1.500 mm

Maximum value of SAR (interpolated) = 0.0530 W/kg

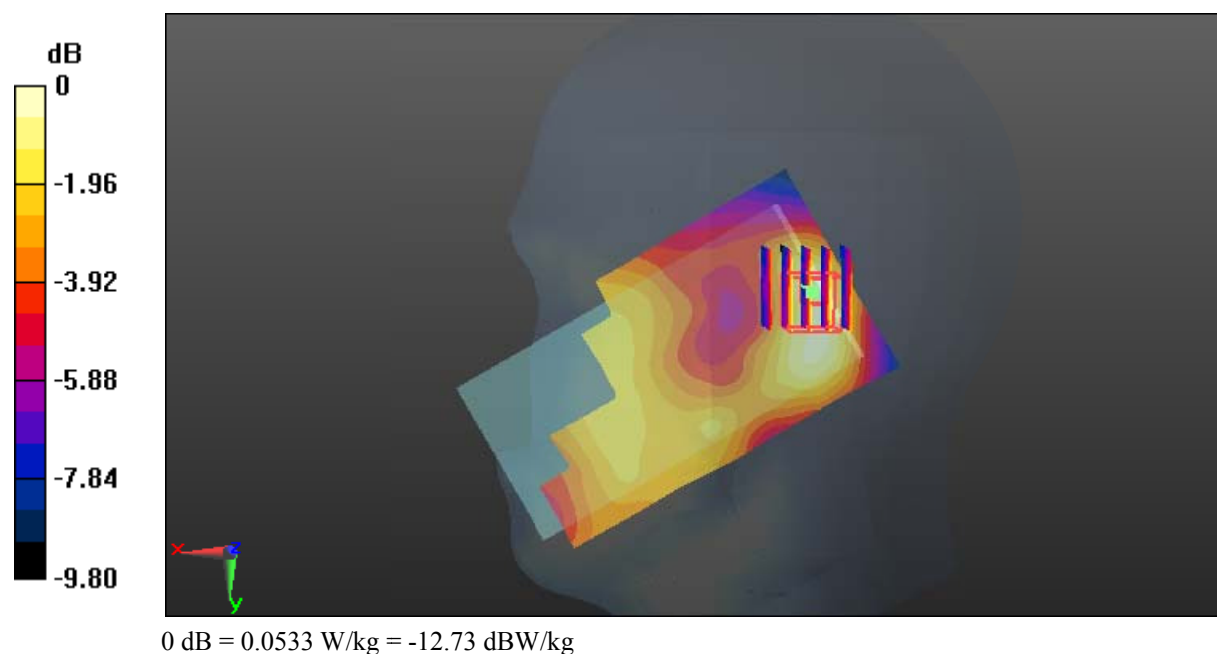
Zoom Scan (5x5x7)/Cube 0: Measurement grid: dx=8mm, dy=8mm, dz=5mm

Reference Value = 5.418 V/m; Power Drift = 0.14 dB

Peak SAR (extrapolated) = 0.0760 W/kg

SAR(1 g) = 0.048 W/kg; SAR(10 g) = 0.031 W/kg

Maximum value of SAR (measured) = 0.0533 W/kg



Test Plot 52#: LTE Band 2_Head Right Tilt_Middle_50%RB**DUT: Smart Phone; Type: GRAND M3; Serial: 18020600121**

Communication System: Generic FDD-LTE; Frequency: 1880 MHz; Duty Cycle: 1:1
Medium parameters used: $f = 1880$ MHz; $\sigma = 1.353$ S/m; $\epsilon_r = 40.765$; $\rho = 1000$ kg/m³ ;
Phantom section: Right Section

DASY5 Configuration:

- Probe: ES3DV2 - SN3019; ConvF(4.93, 4.93, 4.93); Calibrated: 2017/10/30;
- Sensor-Surface: 4mm (Mechanical Surface Detection)
- Electronics: DAE4 Sn772; Calibrated: 2017/10/9
- Phantom: Twin SAM; Type: Twin SAM V5.0; Serial: 1412
- Measurement SW: DASY52, Version 52.8 (8);

Area Scan (111x61x1): Interpolated grid: dx=1.500 mm, dy=1.500 mm

Maximum value of SAR (interpolated) = 0.0550 W/kg

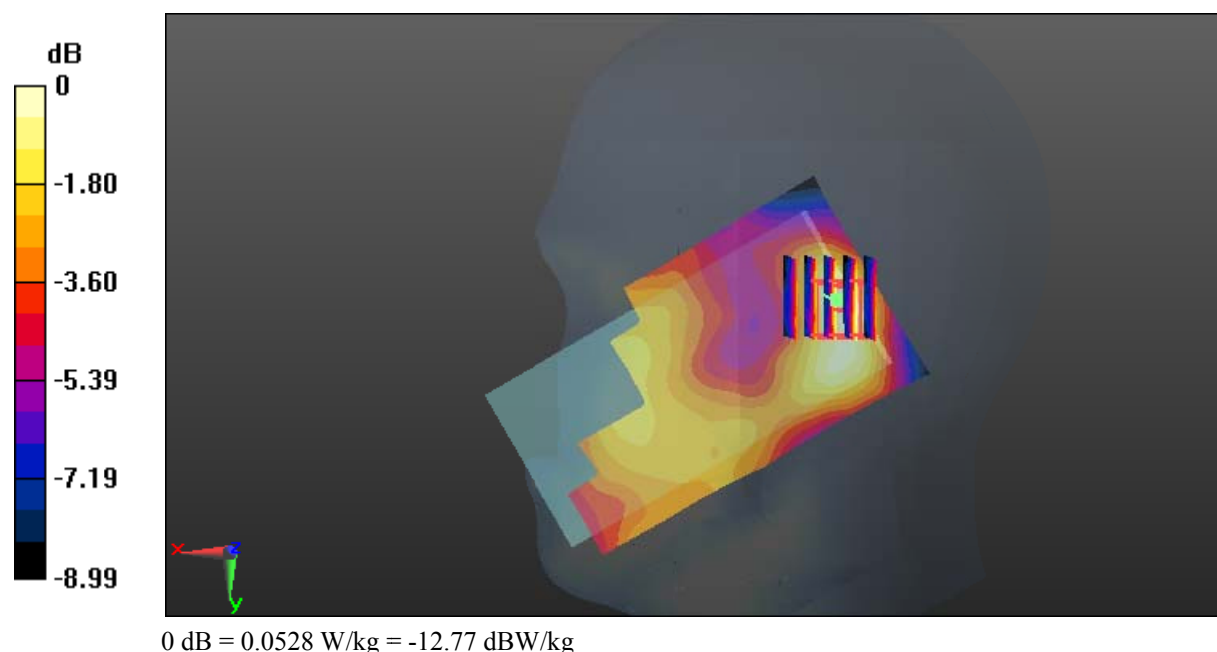
Zoom Scan (5x5x7)/Cube 0: Measurement grid: dx=8mm, dy=8mm, dz=5mm

Reference Value = 5.775 V/m; Power Drift = 0.12 dB

Peak SAR (extrapolated) = 0.0840 W/kg

SAR(1 g) = 0.049 W/kg; SAR(10 g) = 0.030 W/kg

Maximum value of SAR (measured) = 0.0528 W/kg



Test Plot 53#: LTE Band 2_Body Back_Middle_1RB**DUT: Smart Phone; Type: GRAND M3; Serial: 18020600121**

Communication System: Generic FDD-LTE; Frequency: 1880 MHz; Duty Cycle: 1:1
Medium parameters used: $f = 1880$ MHz; $\sigma = 1.506$ S/m; $\epsilon_r = 54.154$; $\rho = 1000$ kg/m³ ;
Phantom section: Left Section

DASY5 Configuration:

- Probe: ES3DV2 - SN3019; ConvF(4.65, 4.65, 4.65); Calibrated: 2017/10/30;
- Sensor-Surface: 4mm (Mechanical Surface Detection)
- Electronics: DAE4 Sn772; Calibrated: 2017/10/9
- Phantom: Triple Flat Phantom 5.1C; Type: QD 000 P51 CA; Serial: 1130
- Measurement SW: DASY52, Version 52.8 (8);

Area Scan (111x61x1): Interpolated grid: dx=1.500 mm, dy=1.500 mm

Maximum value of SAR (interpolated) = 0.606 W/kg


Zoom Scan (5x5x7)/Cube 0: Measurement grid: dx=8mm, dy=8mm, dz=5mm

Reference Value = 8.121 V/m; Power Drift = 0.09 dB

Peak SAR (extrapolated) = 0.926 W/kg

SAR(1 g) = 0.531 W/kg; SAR(10 g) = 0.286 W/kg

Maximum value of SAR (measured) = 0.589 W/kg



Test Plot 54#: LTE Band 2_Body Back_Middle_50%RB**DUT: Smart Phone; Type: GRAND M3; Serial: 18020600121**

Communication System: Generic FDD-LTE; Frequency: 1880 MHz; Duty Cycle: 1:1
Medium parameters used: $f = 1880$ MHz; $\sigma = 1.506$ S/m; $\epsilon_r = 54.154$; $\rho = 1000$ kg/m³ ;
Phantom section: Left Section

DASY5 Configuration:

- Probe: ES3DV2 - SN3019; ConvF(4.65, 4.65, 4.65); Calibrated: 2017/10/30;
- Sensor-Surface: 4mm (Mechanical Surface Detection)
- Electronics: DAE4 Sn772; Calibrated: 2017/10/9
- Phantom: Triple Flat Phantom 5.1C; Type: QD 000 P51 CA; Serial: 1130
- Measurement SW: DASY52, Version 52.8 (8);

Area Scan (111x61x1): Interpolated grid: dx=1.500 mm, dy=1.500 mm

Maximum value of SAR (interpolated) = 0.450 W/kg


Zoom Scan (5x5x7)/Cube 0: Measurement grid: dx=8mm, dy=8mm, dz=5mm

Reference Value = 7.376 V/m; Power Drift = -0.06 dB

Peak SAR (extrapolated) = 0.702 W/kg

SAR(1 g) = 0.399 W/kg; SAR(10 g) = 0.216 W/kg

Maximum value of SAR (measured) = 0.440 W/kg



Test Plot 55#: LTE Band 2_Body Left_Middle_1RB**DUT: Smart Phone; Type: GRAND M3; Serial: 18020600121**

Communication System: Generic FDD-LTE; Frequency: 1880 MHz; Duty Cycle: 1:1
Medium parameters used: $f = 1880$ MHz; $\sigma = 1.506$ S/m; $\epsilon_r = 54.154$; $\rho = 1000$ kg/m³ ;
Phantom section: Left Section

DASY5 Configuration:

- Probe: ES3DV2 - SN3019; ConvF(4.65, 4.65, 4.65); Calibrated: 2017/10/30;
- Sensor-Surface: 4mm (Mechanical Surface Detection)
- Electronics: DAE4 Sn772; Calibrated: 2017/10/9
- Phantom: Triple Flat Phantom 5.1C; Type: QD 000 P51 CA; Serial: 1130
- Measurement SW: DASY52, Version 52.8 (8);

Area Scan (111x51x1): Interpolated grid: dx=1.500 mm, dy=1.500 mm

Maximum value of SAR (interpolated) = 0.121 W/kg


Zoom Scan (5x5x7)/Cube 0: Measurement grid: dx=8mm, dy=8mm, dz=5mm

Reference Value = 8.141 V/m; Power Drift = 0.04 dB

Peak SAR (extrapolated) = 0.181 W/kg

SAR(1 g) = 0.110 W/kg; SAR(10 g) = 0.063 W/kg

Maximum value of SAR (measured) = 0.122 W/kg



Test Plot 56#: LTE Band 2_Body Left_Middle_50%RB**DUT: Smart Phone; Type: GRAND M3; Serial: 18020600121**

Communication System: Generic FDD-LTE; Frequency: 1880 MHz; Duty Cycle: 1:1
Medium parameters used: $f = 1880$ MHz; $\sigma = 1.506$ S/m; $\epsilon_r = 54.154$; $\rho = 1000$ kg/m³ ;
Phantom section: Left Section

DASY5 Configuration:

- Probe: ES3DV2 - SN3019; ConvF(4.65, 4.65, 4.65); Calibrated: 2017/10/30;
- Sensor-Surface: 4mm (Mechanical Surface Detection)
- Electronics: DAE4 Sn772; Calibrated: 2017/10/9
- Phantom: Triple Flat Phantom 5.1C; Type: QD 000 P51 CA; Serial: 1130
- Measurement SW: DASY52, Version 52.8 (8);

Area Scan (111x51x1): Interpolated grid: dx=1.500 mm, dy=1.500 mm

Maximum value of SAR (interpolated) = 0.0994 W/kg


Zoom Scan (5x5x7)/Cube 0: Measurement grid: dx=8mm, dy=8mm, dz=5mm

Reference Value = 7.125 V/m; Power Drift = 0.07 dB

Peak SAR (extrapolated) = 0.147 W/kg

SAR(1 g) = 0.086 W/kg; SAR(10 g) = 0.050 W/kg

Maximum value of SAR (measured) = 0.0940 W/kg



Test Plot 57#: LTE Band 2_Body Right_Middle_1RB**DUT: Smart Phone; Type: GRAND M3; Serial: 18020600121**

Communication System: Generic FDD-LTE; Frequency: 1880 MHz; Duty Cycle: 1:1
Medium parameters used: $f = 1880$ MHz; $\sigma = 1.506$ S/m; $\epsilon_r = 54.154$; $\rho = 1000$ kg/m³ ;
Phantom section: Left Section

DASY5 Configuration:

- Probe: ES3DV2 - SN3019; ConvF(4.65, 4.65, 4.65); Calibrated: 2017/10/30;
- Sensor-Surface: 4mm (Mechanical Surface Detection)
- Electronics: DAE4 Sn772; Calibrated: 2017/10/9
- Phantom: Triple Flat Phantom 5.1C; Type: QD 000 P51 CA; Serial: 1130
- Measurement SW: DASY52, Version 52.8 (8);

Area Scan (111x51x1): Interpolated grid: dx=1.500 mm, dy=1.500 mm

Maximum value of SAR (interpolated) = 0.0826 W/kg


Zoom Scan (5x5x7)/Cube 0: Measurement grid: dx=8mm, dy=8mm, dz=5mm

Reference Value = 6.599 V/m; Power Drift = -0.15 dB

Peak SAR (extrapolated) = 0.117 W/kg

SAR(1 g) = 0.075 W/kg; SAR(10 g) = 0.045 W/kg

Maximum value of SAR (measured) = 0.0811 W/kg



Test Plot 58#: LTE Band 2_Body Right_Middle_50%RB**DUT: Smart Phone; Type: GRAND M3; Serial: 18020600121**

Communication System: Generic FDD-LTE; Frequency: 1880 MHz; Duty Cycle: 1:1
Medium parameters used: $f = 1880$ MHz; $\sigma = 1.506$ S/m; $\epsilon_r = 54.154$; $\rho = 1000$ kg/m³ ;
Phantom section: Left Section

DASY5 Configuration:

- Probe: ES3DV2 - SN3019; ConvF(4.65, 4.65, 4.65); Calibrated: 2017/10/30;
- Sensor-Surface: 4mm (Mechanical Surface Detection)
- Electronics: DAE4 Sn772; Calibrated: 2017/10/9
- Phantom: Triple Flat Phantom 5.1C; Type: QD 000 P51 CA; Serial: 1130
- Measurement SW: DASY52, Version 52.8 (8);

Area Scan (111x51x1): Interpolated grid: dx=1.500 mm, dy=1.500 mm

Maximum value of SAR (interpolated) = 0.0641 W/kg


Zoom Scan (5x5x7)/Cube 0: Measurement grid: dx=8mm, dy=8mm, dz=5mm

Reference Value = 5.798 V/m; Power Drift = 0.05 dB

Peak SAR (extrapolated) = 0.0930 W/kg

SAR(1 g) = 0.059 W/kg; SAR(10 g) = 0.036 W/kg

Maximum value of SAR (measured) = 0.0649 W/kg



Test Plot 59#: LTE Band 2_Body Bottom_Low_1RB**DUT: Smart Phone; Type: GRAND M3; Serial: 18020600121**

Communication System: Generic FDD-LTE; Frequency: 1860 MHz; Duty Cycle: 1:1
Medium parameters used: $f = 1860$ MHz; $\sigma = 1.479$ S/m; $\epsilon_r = 54.507$; $\rho = 1000$ kg/m³ ;
Phantom section: Left Section

DASY5 Configuration:

- Probe: ES3DV2 - SN3019; ConvF(4.65, 4.65, 4.65); Calibrated: 2017/10/30;
- Sensor-Surface: 4mm (Mechanical Surface Detection)
- Electronics: DAE4 Sn772; Calibrated: 2017/10/9
- Phantom: Triple Flat Phantom 5.1C; Type: QD 000 P51 CA; Serial: 1130
- Measurement SW: DASY52, Version 52.8 (8);

Area Scan (41x71x1): Interpolated grid: dx=1.500 mm, dy=1.500 mm

Maximum value of SAR (interpolated) = 1.08 W/kg


Zoom Scan (5x5x7)/Cube 0: Measurement grid: dx=8mm, dy=8mm, dz=5mm

Reference Value = 24.76 V/m; Power Drift = -0.10 dB

Peak SAR (extrapolated) = 1.69 W/kg

SAR(1 g) = 0.921 W/kg; SAR(10 g) = 0.474 W/kg

Maximum value of SAR (measured) = 1.03 W/kg



Test Plot 60#: LTE Band 2_Body Bottom_Middle_1RB**DUT: Smart Phone; Type: GRAND M3; Serial: 18020600121**

Communication System: Generic FDD-LTE; Frequency: 1880 MHz; Duty Cycle: 1:1
Medium parameters used: $f = 1880$ MHz; $\sigma = 1.506$ S/m; $\epsilon_r = 54.154$; $\rho = 1000$ kg/m³ ;
Phantom section: Left Section

DASY5 Configuration:

- Probe: ES3DV2 - SN3019; ConvF(4.65, 4.65, 4.65); Calibrated: 2017/10/30;
- Sensor-Surface: 4mm (Mechanical Surface Detection)
- Electronics: DAE4 Sn772; Calibrated: 2017/10/9
- Phantom: Triple Flat Phantom 5.1C; Type: QD 000 P51 CA; Serial: 1130
- Measurement SW: DASY52, Version 52.8 (8);

Area Scan (41x71x1): Interpolated grid: dx=1.500 mm, dy=1.500 mm

Maximum value of SAR (interpolated) = 1.01 W/kg

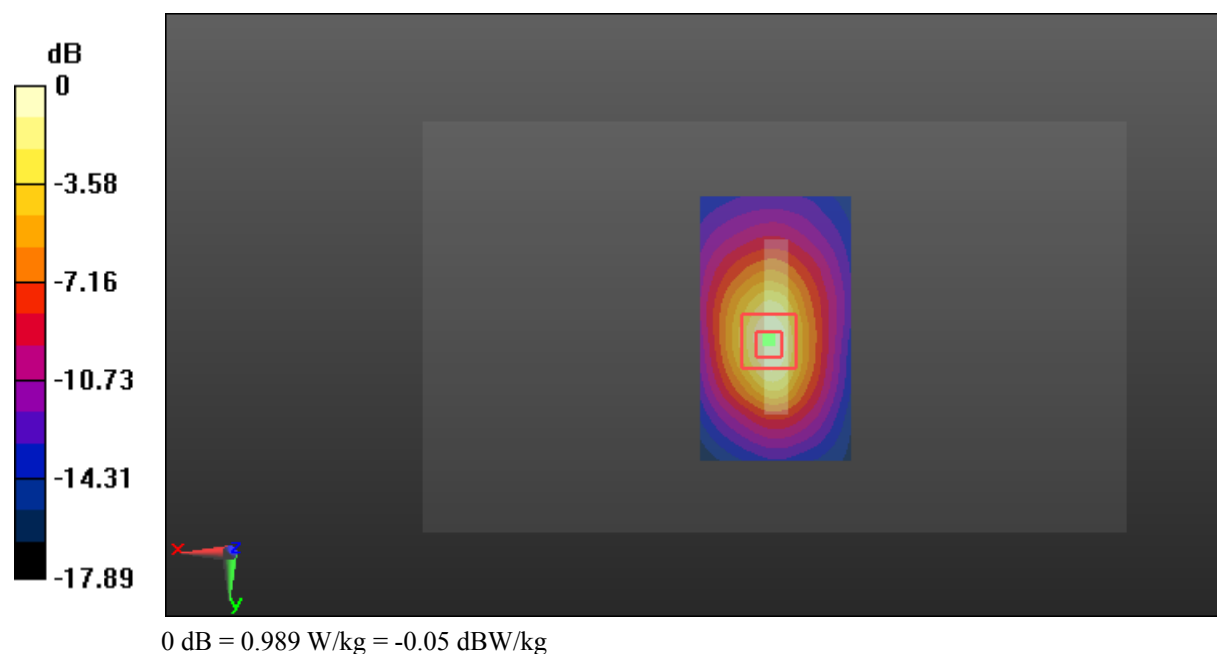
Zoom Scan (5x5x7)/Cube 0: Measurement grid: dx=8mm, dy=8mm, dz=5mm

Reference Value = 24.27 V/m; Power Drift = -0.07 dB

Peak SAR (extrapolated) = 1.61 W/kg

SAR(1 g) = 0.877 W/kg; SAR(10 g) = 0.450 W/kg

Maximum value of SAR (measured) = 0.989 W/kg



Test Plot 61#: LTE Band 2_Body Bottom_High_1RB**DUT: Smart Phone; Type: GRAND M3; Serial: 18020600121**

Communication System: Generic FDD-LTE; Frequency: 1900 MHz; Duty Cycle: 1:1
Medium parameters used: $f = 1900$ MHz; $\sigma = 1.53$ S/m; $\epsilon_r = 54.293$; $\rho = 1000$ kg/m³ ;
Phantom section: Left Section

DASY5 Configuration:

- Probe: ES3DV2 - SN3019; ConvF(4.65, 4.65, 4.65); Calibrated: 2017/10/30;
- Sensor-Surface: 4mm (Mechanical Surface Detection)
- Electronics: DAE4 Sn772; Calibrated: 2017/10/9
- Phantom: Triple Flat Phantom 5.1C; Type: QD 000 P51 CA; Serial: 1130
- Measurement SW: DASY52, Version 52.8 (8);

Area Scan (41x71x1): Interpolated grid: dx=1.500 mm, dy=1.500 mm

Maximum value of SAR (interpolated) = 0.948 W/kg

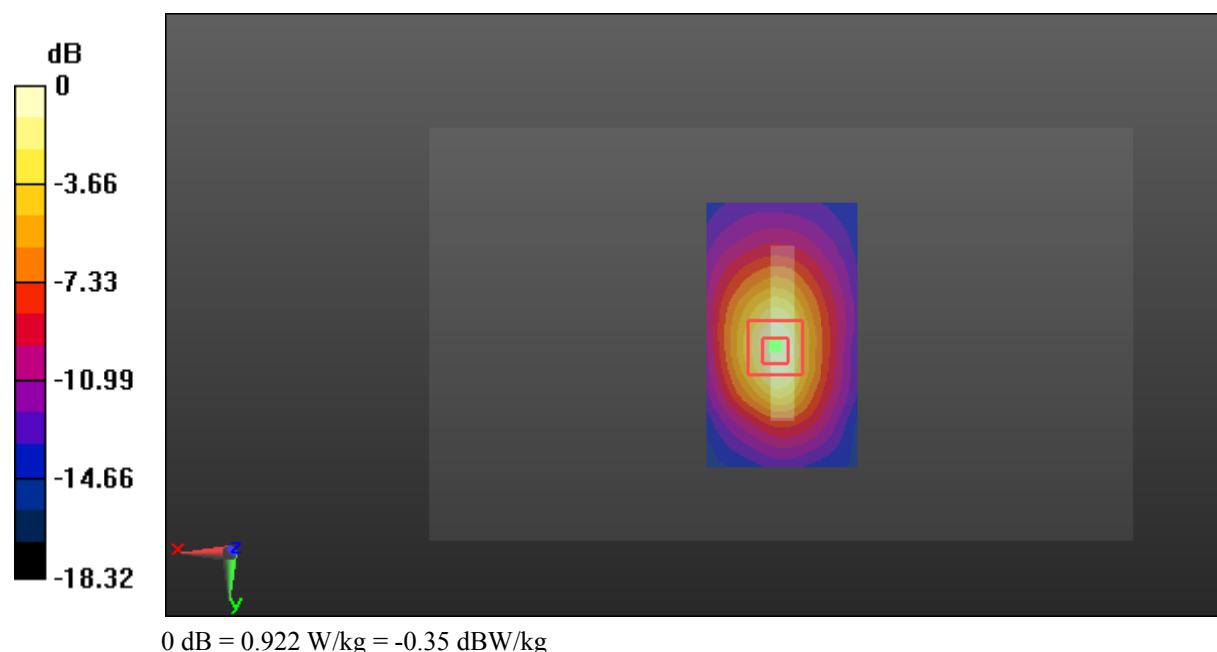
Zoom Scan (5x5x7)/Cube 0: Measurement grid: dx=8mm, dy=8mm, dz=5mm

Reference Value = 23.27 V/m; Power Drift = -0.03 dB

Peak SAR (extrapolated) = 1.50 W/kg

SAR(1 g) = 0.818 W/kg; SAR(10 g) = 0.419 W/kg

Maximum value of SAR (measured) = 0.922 W/kg



Test Plot 62#: LTE Band 2_Body Bottom_Middle_50%RB**DUT: Smart Phone; Type: GRAND M3; Serial: 18020600121**

Communication System: Generic FDD-LTE; Frequency: 1880 MHz; Duty Cycle: 1:1
Medium parameters used: $f = 1880$ MHz; $\sigma = 1.506$ S/m; $\epsilon_r = 54.154$; $\rho = 1000$ kg/m³ ;
Phantom section: Left Section

DASY5 Configuration:

- Probe: ES3DV2 - SN3019; ConvF(4.65, 4.65, 4.65); Calibrated: 2017/10/30;
- Sensor-Surface: 4mm (Mechanical Surface Detection)
- Electronics: DAE4 Sn772; Calibrated: 2017/10/9
- Phantom: Triple Flat Phantom 5.1C; Type: QD 000 P51 CA; Serial: 1130
- Measurement SW: DASY52, Version 52.8 (8);

Area Scan (41x71x1): Interpolated grid: dx=1.500 mm, dy=1.500 mm

Maximum value of SAR (interpolated) = 0.746 W/kg


Zoom Scan (5x5x7)/Cube 0: Measurement grid: dx=8mm, dy=8mm, dz=5mm

Reference Value = 21.27 V/m; Power Drift = -0.04 dB

Peak SAR (extrapolated) = 1.21 W/kg

SAR(1 g) = 0.656 W/kg; SAR(10 g) = 0.336 W/kg

Maximum value of SAR (measured) = 0.737 W/kg



Test Plot 63#: LTE Band 4_Head Left Cheek_Middle_1RB**DUT: Smart Phone; Type: GRAND M3; Serial: 18020600121**

Communication System: Generic FDD-LTE; Frequency: 1732.5 MHz; Duty Cycle: 1:1
Medium parameters used: $f = 1732.5$ MHz; $\sigma = 1.356$ S/m; $\epsilon_r = 41.226$; $\rho = 1000$ kg/m³ ;
Phantom section: Left Section

DASY5 Configuration:

- Probe: ES3DV2 - SN3019; ConvF(5.13, 5.13, 5.13); Calibrated: 2017/10/30;
- Sensor-Surface: 4mm (Mechanical Surface Detection)
- Electronics: DAE4 Sn772; Calibrated: 2017/10/9
- Phantom: Twin SAM; Type: Twin SAM V5.0; Serial: 1412
- Measurement SW: DASY52, Version 52.8 (8);

Area Scan (111x61x1): Interpolated grid: dx=1.500 mm, dy=1.500 mm

Maximum value of SAR (interpolated) = 0.136 W/kg

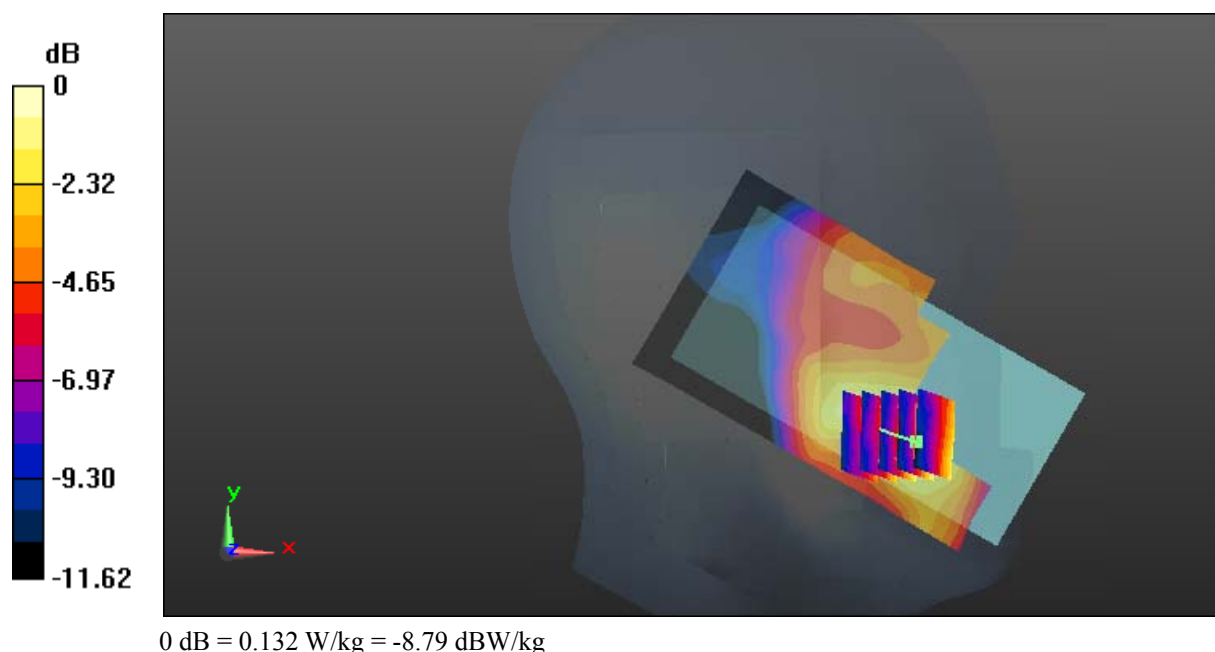
Zoom Scan (5x5x7)/Cube 0: Measurement grid: dx=8mm, dy=8mm, dz=5mm

Reference Value = 3.206 V/m; Power Drift = 0.14 dB

Peak SAR (extrapolated) = 0.180 W/kg

SAR(1 g) = 0.121 W/kg; SAR(10 g) = 0.078 W/kg

Maximum value of SAR (measured) = 0.132 W/kg



Test Plot 64#: LTE Band 4_Head Left Cheek_Middle_50%RB**DUT: Smart Phone; Type: GRAND M3; Serial: 18020600121**

Communication System: Generic FDD-LTE; Frequency: 1732.5 MHz; Duty Cycle: 1:1
Medium parameters used: $f = 1732.5$ MHz; $\sigma = 1.356$ S/m; $\epsilon_r = 41.226$; $\rho = 1000$ kg/m³ ;
Phantom section: Left Section

DASY5 Configuration:

- Probe: ES3DV2 - SN3019; ConvF(5.13, 5.13, 5.13); Calibrated: 2017/10/30;
- Sensor-Surface: 4mm (Mechanical Surface Detection)
- Electronics: DAE4 Sn772; Calibrated: 2017/10/9
- Phantom: Twin SAM; Type: Twin SAM V5.0; Serial: 1412
- Measurement SW: DASY52, Version 52.8 (8);

Area Scan (111x61x1): Interpolated grid: dx=1.500 mm, dy=1.500 mm

Maximum value of SAR (interpolated) = 0.0925 W/kg


Zoom Scan (6x6x7)/Cube 0: Measurement grid: dx=8mm, dy=8mm, dz=5mm

Reference Value = 2.804 V/m; Power Drift = -0.06 dB

Peak SAR (extrapolated) = 0.130 W/kg

SAR(1 g) = 0.087 W/kg; SAR(10 g) = 0.057 W/kg

Maximum value of SAR (measured) = 0.0936 W/kg



Test Plot 65#: LTE Band 4_Head Left Tilt_Middle_1RB**DUT: Smart Phone; Type: GRAND M3; Serial: 18020600121**

Communication System: Generic FDD-LTE; Frequency: 1732.5 MHz; Duty Cycle: 1:1
Medium parameters used: $f = 1732.5$ MHz; $\sigma = 1.356$ S/m; $\epsilon_r = 41.226$; $\rho = 1000$ kg/m³ ;
Phantom section: Left Section

DASY5 Configuration:

- Probe: ES3DV2 - SN3019; ConvF(5.13, 5.13, 5.13); Calibrated: 2017/10/30;
- Sensor-Surface: 4mm (Mechanical Surface Detection)
- Electronics: DAE4 Sn772; Calibrated: 2017/10/9
- Phantom: Twin SAM; Type: Twin SAM V5.0; Serial: 1412
- Measurement SW: DASY52, Version 52.8 (8);

Area Scan (111x61x1): Interpolated grid: dx=1.500 mm, dy=1.500 mm

Maximum value of SAR (interpolated) = 0.0536 W/kg

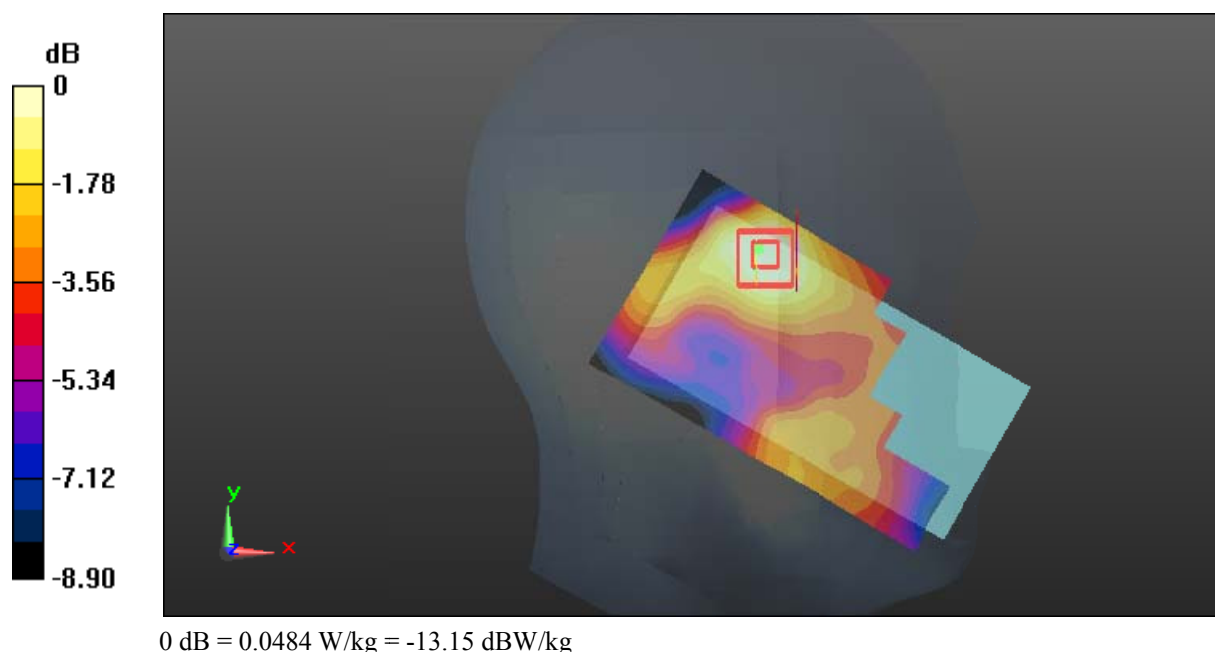
Zoom Scan (5x5x7)/Cube 0: Measurement grid: dx=8mm, dy=8mm, dz=5mm

Reference Value = 4.607 V/m; Power Drift = -0.01 dB

Peak SAR (extrapolated) = 0.0620 W/kg

SAR(1 g) = 0.046 W/kg; SAR(10 g) = 0.032 W/kg

Maximum value of SAR (measured) = 0.0484 W/kg



Test Plot 66#: LTE Band 4_Head Left Tilt_Middle_50%RB**DUT: Smart Phone; Type: GRAND M3; Serial: 18020600121**

Communication System: Generic FDD-LTE; Frequency: 1732.5 MHz; Duty Cycle: 1:1
Medium parameters used: $f = 1732.5$ MHz; $\sigma = 1.356$ S/m; $\epsilon_r = 41.226$; $\rho = 1000$ kg/m³ ;
Phantom section: Left Section

DASY5 Configuration:

- Probe: ES3DV2 - SN3019; ConvF(5.13, 5.13, 5.13); Calibrated: 2017/10/30;
- Sensor-Surface: 4mm (Mechanical Surface Detection)
- Electronics: DAE4 Sn772; Calibrated: 2017/10/9
- Phantom: Twin SAM; Type: Twin SAM V5.0; Serial: 1412
- Measurement SW: DASY52, Version 52.8 (8);

Area Scan (111x61x1): Interpolated grid: dx=1.500 mm, dy=1.500 mm

Maximum value of SAR (interpolated) = 0.0375 W/kg

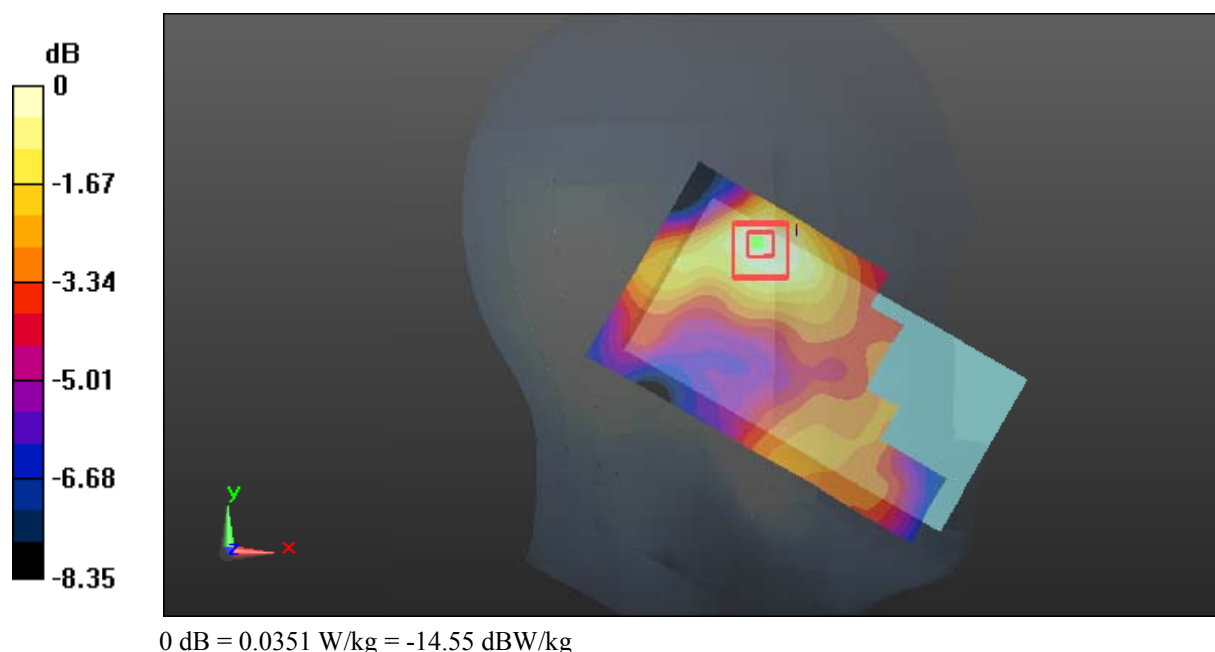
Zoom Scan (5x5x7)/Cube 0: Measurement grid: dx=8mm, dy=8mm, dz=5mm

Reference Value = 4.011 V/m; Power Drift = -0.13 dB

Peak SAR (extrapolated) = 0.0400 W/kg

SAR(1 g) = 0.033 W/kg; SAR(10 g) = 0.024 W/kg

Maximum value of SAR (measured) = 0.0351 W/kg



Test Plot 67#: LTE Band 4_Head Right Cheek_Middle_1RB**DUT: Smart Phone; Type: GRAND M3; Serial: 18020600121**

Communication System: Generic FDD-LTE; Frequency: 1732.5 MHz; Duty Cycle: 1:1
Medium parameters used: $f = 1732.5$ MHz; $\sigma = 1.356$ S/m; $\epsilon_r = 41.226$; $\rho = 1000$ kg/m³ ;
Phantom section: Right Section

DASY5 Configuration:

- Probe: ES3DV2 - SN3019; ConvF(5.13, 5.13, 5.13); Calibrated: 2017/10/30;
- Sensor-Surface: 4mm (Mechanical Surface Detection)
- Electronics: DAE4 Sn772; Calibrated: 2017/10/9
- Phantom: Twin SAM; Type: Twin SAM V5.0; Serial: 1412
- Measurement SW: DASY52, Version 52.8 (8);

Area Scan (111x61x1): Interpolated grid: dx=1.500 mm, dy=1.500 mm

Maximum value of SAR (interpolated) = 0.146 W/kg

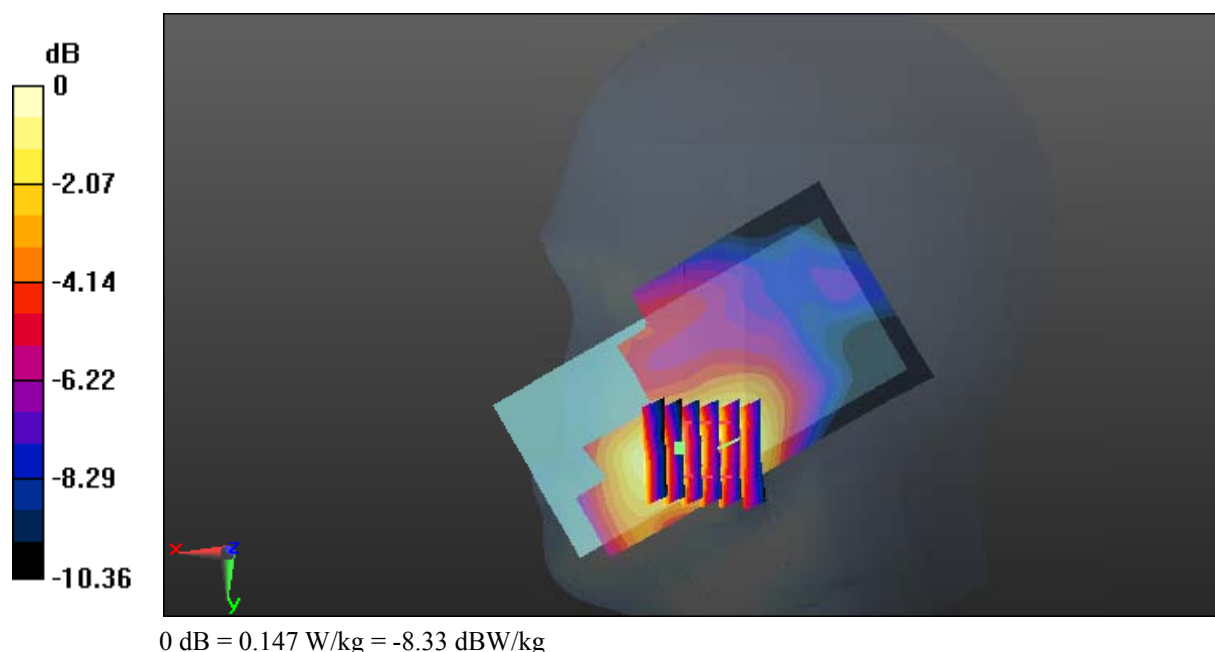
Zoom Scan (6x6x7)/Cube 0: Measurement grid: dx=8mm, dy=8mm, dz=5mm

Reference Value = 3.741 V/m; Power Drift = 0.16 dB

Peak SAR (extrapolated) = 0.196 W/kg

SAR(1 g) = 0.141 W/kg; SAR(10 g) = 0.094 W/kg

Maximum value of SAR (measured) = 0.147 W/kg



Test Plot 68#: LTE Band 4_Head Right Cheek_Middle_50%RB**DUT: Smart Phone; Type: GRAND M3; Serial: 18020600121**

Communication System: Generic FDD-LTE; Frequency: 1732.5 MHz; Duty Cycle: 1:1
Medium parameters used: $f = 1732.5$ MHz; $\sigma = 1.356$ S/m; $\epsilon_r = 41.226$; $\rho = 1000$ kg/m³ ;
Phantom section: Right Section

DASY5 Configuration:

- Probe: ES3DV2 - SN3019; ConvF(5.13, 5.13, 5.13); Calibrated: 2017/10/30;
- Sensor-Surface: 4mm (Mechanical Surface Detection)
- Electronics: DAE4 Sn772; Calibrated: 2017/10/9
- Phantom: Twin SAM; Type: Twin SAM V5.0; Serial: 1412
- Measurement SW: DASY52, Version 52.8 (8);

Area Scan (111x61x1): Interpolated grid: dx=1.500 mm, dy=1.500 mm

Maximum value of SAR (interpolated) = 0.107 W/kg

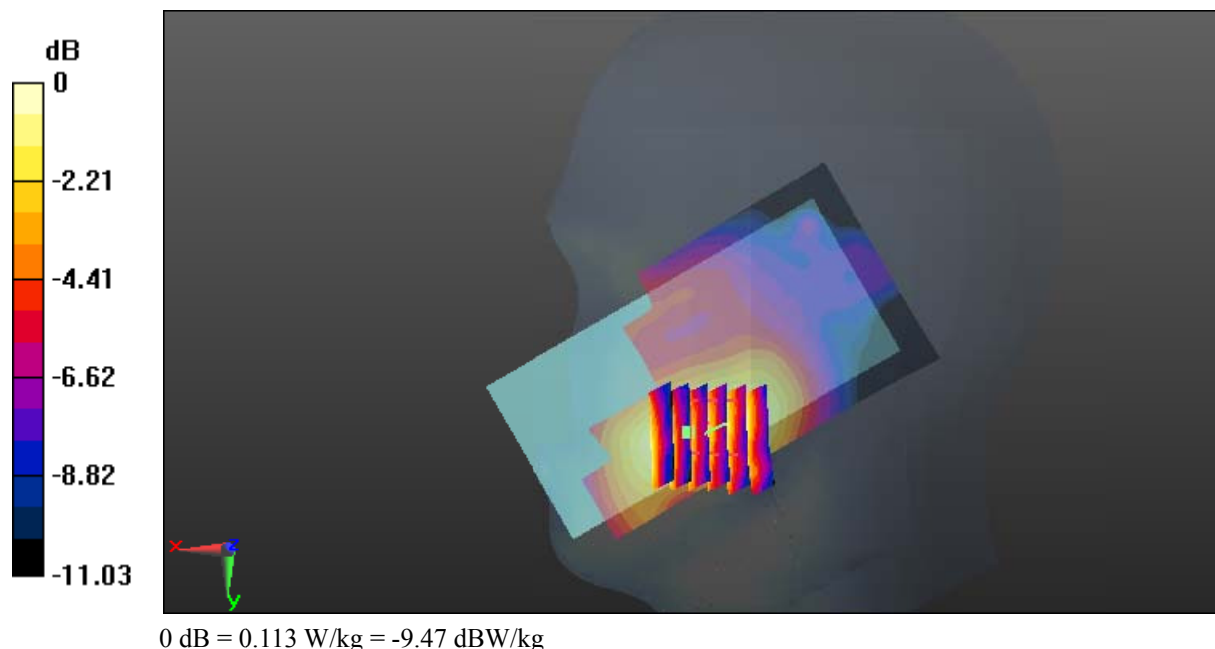
Zoom Scan (6x6x7)/Cube 0: Measurement grid: dx=8mm, dy=8mm, dz=5mm

Reference Value = 3.656 V/m; Power Drift = -0.08 dB

Peak SAR (extrapolated) = 0.155 W/kg

SAR(1 g) = 0.105 W/kg; SAR(10 g) = 0.071 W/kg

Maximum value of SAR (measured) = 0.113 W/kg



Test Plot 69#: LTE Band 4_Head Right Tilt_Middle_1RB**DUT: Smart Phone; Type: GRAND M3; Serial: 18020600121**

Communication System: Generic FDD-LTE; Frequency: 1732.5 MHz; Duty Cycle: 1:1
Medium parameters used: $f = 1732.5$ MHz; $\sigma = 1.356$ S/m; $\epsilon_r = 41.226$; $\rho = 1000$ kg/m³ ;
Phantom section: Right Section

DASY5 Configuration:

- Probe: ES3DV2 - SN3019; ConvF(5.13, 5.13, 5.13); Calibrated: 2017/10/30;
- Sensor-Surface: 4mm (Mechanical Surface Detection)
- Electronics: DAE4 Sn772; Calibrated: 2017/10/9
- Phantom: Twin SAM; Type: Twin SAM V5.0; Serial: 1412
- Measurement SW: DASY52, Version 52.8 (8);

Area Scan (121x61x1): Interpolated grid: dx=1.500 mm, dy=1.500 mm

Maximum value of SAR (interpolated) = 0.0404 W/kg

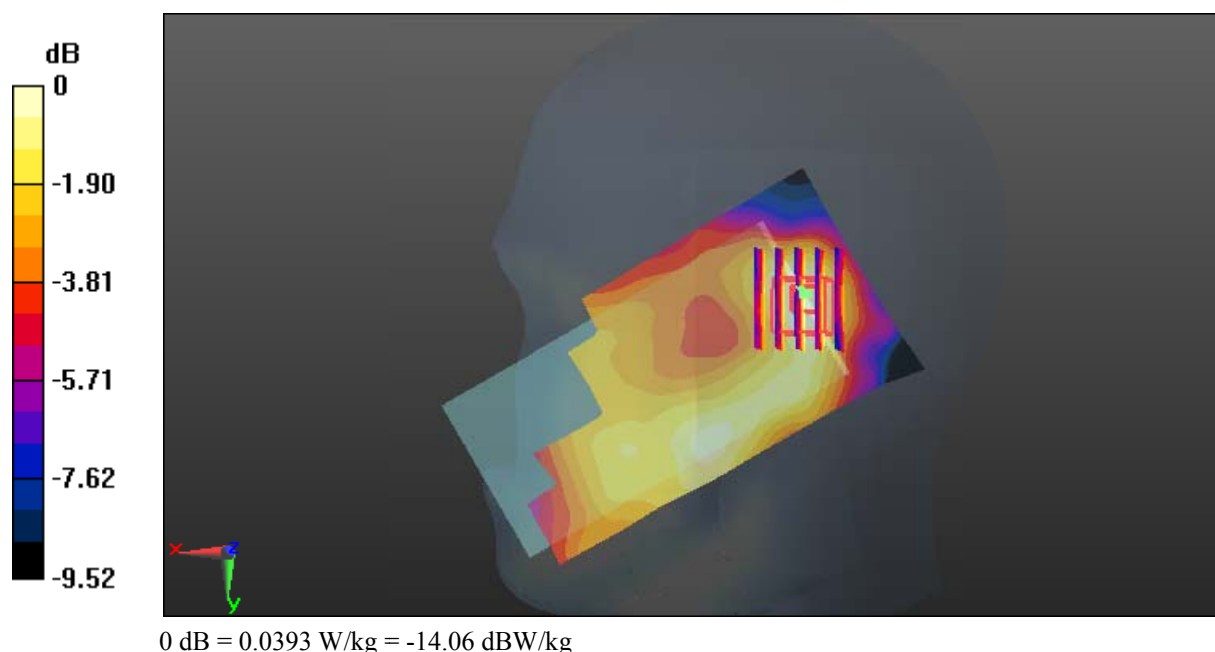
Zoom Scan (5x6x7)/Cube 0: Measurement grid: dx=8mm, dy=8mm, dz=5mm

Reference Value = 5.156 V/m; Power Drift = -0.14 dB

Peak SAR (extrapolated) = 0.0460 W/kg

SAR(1 g) = 0.037 W/kg; SAR(10 g) = 0.025 W/kg

Maximum value of SAR (measured) = 0.0393 W/kg



Test Plot 70#: LTE Band 4_Head Right Tilt_Middle_50%RB**DUT: Smart Phone; Type: GRAND M3; Serial: 18020600121**

Communication System: Generic FDD-LTE; Frequency: 1732.5 MHz; Duty Cycle: 1:1
Medium parameters used: $f = 1732.5$ MHz; $\sigma = 1.356$ S/m; $\epsilon_r = 41.226$; $\rho = 1000$ kg/m³ ;
Phantom section: Right Section

DASY5 Configuration:

- Probe: ES3DV2 - SN3019; ConvF(5.13, 5.13, 5.13); Calibrated: 2017/10/30;
- Sensor-Surface: 4mm (Mechanical Surface Detection)
- Electronics: DAE4 Sn772; Calibrated: 2017/10/9
- Phantom: Twin SAM; Type: Twin SAM V5.0; Serial: 1412
- Measurement SW: DASY52, Version 52.8 (8);

Area Scan (121x61x1): Interpolated grid: dx=1.500 mm, dy=1.500 mm

Maximum value of SAR (interpolated) = 0.0321 W/kg

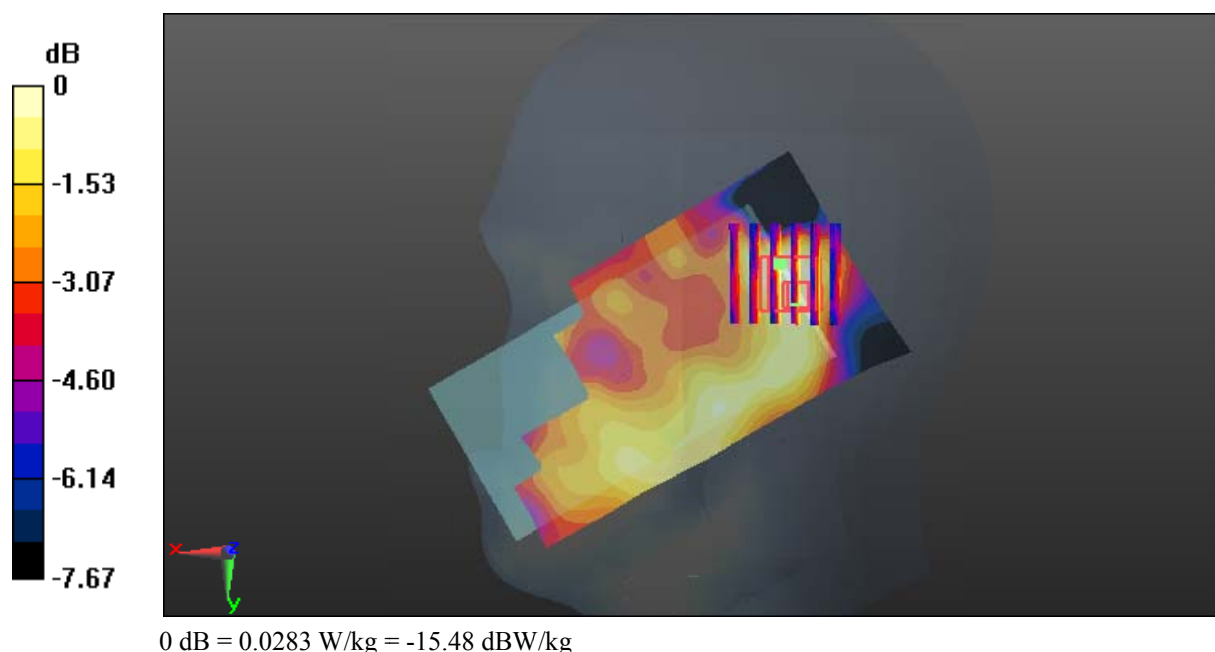
Zoom Scan (6x6x7)/Cube 0: Measurement grid: dx=8mm, dy=8mm, dz=5mm

Reference Value = 3.885 V/m; Power Drift = 0.15 dB

Peak SAR (extrapolated) = 0.0370 W/kg

SAR(1 g) = 0.026 W/kg; SAR(10 g) = 0.019 W/kg

Maximum value of SAR (measured) = 0.0283 W/kg



Test Plot 71#: LTE Band 4_Body Back_Middle_1RB**DUT: Smart Phone; Type: GRAND M3; Serial: 18020600121**

Communication System: Generic FDD-LTE; Frequency: 1732.5 MHz; Duty Cycle: 1:1
Medium parameters used: $f = 1732.5$ MHz; $\sigma = 1.517$ S/m; $\epsilon_r = 53.373$; $\rho = 1000$ kg/m³ ;
Phantom section: Left Section

DASY5 Configuration:

- Probe: ES3DV2 - SN3019; ConvF(4.84, 4.84, 4.84); Calibrated: 2017/10/30;
- Sensor-Surface: 4mm (Mechanical Surface Detection)
- Electronics: DAE4 Sn772; Calibrated: 2017/10/9
- Phantom: Triple Flat Phantom 5.1C; Type: QD 000 P51 CA; Serial: 1130
- Measurement SW: DASY52, Version 52.8 (8);

Area Scan (111x61x1): Interpolated grid: dx=1.500 mm, dy=1.500 mm

Maximum value of SAR (interpolated) = 0.490 W/kg

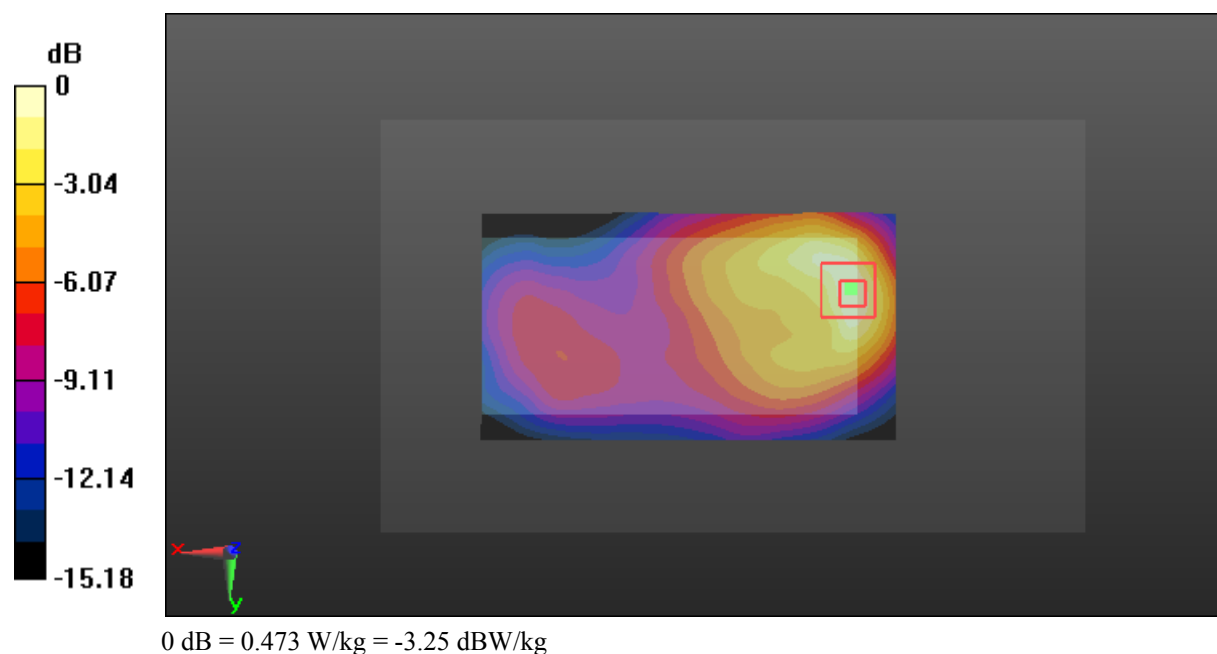
Zoom Scan (5x5x7)/Cube 0: Measurement grid: dx=8mm, dy=8mm, dz=5mm

Reference Value = 10.39 V/m; Power Drift = -0.11 dB

Peak SAR (extrapolated) = 0.714 W/kg

SAR(1 g) = 0.423 W/kg; SAR(10 g) = 0.239 W/kg

Maximum value of SAR (measured) = 0.473 W/kg



Test Plot 72#: LTE Band 4_Body Back_Middle_50%RB**DUT: Smart Phone; Type: GRAND M3; Serial: 18020600121**

Communication System: Generic FDD-LTE; Frequency: 1732.5 MHz; Duty Cycle: 1:1
Medium parameters used: $f = 1732.5$ MHz; $\sigma = 1.517$ S/m; $\epsilon_r = 53.373$; $\rho = 1000$ kg/m³ ;
Phantom section: Left Section

DASY5 Configuration:

- Probe: ES3DV2 - SN3019; ConvF(4.84, 4.84, 4.84); Calibrated: 2017/10/30;
- Sensor-Surface: 4mm (Mechanical Surface Detection)
- Electronics: DAE4 Sn772; Calibrated: 2017/10/9
- Phantom: Triple Flat Phantom 5.1C; Type: QD 000 P51 CA; Serial: 1130
- Measurement SW: DASY52, Version 52.8 (8);

Area Scan (111x61x1): Interpolated grid: dx=1.500 mm, dy=1.500 mm

Maximum value of SAR (interpolated) = 0.377 W/kg

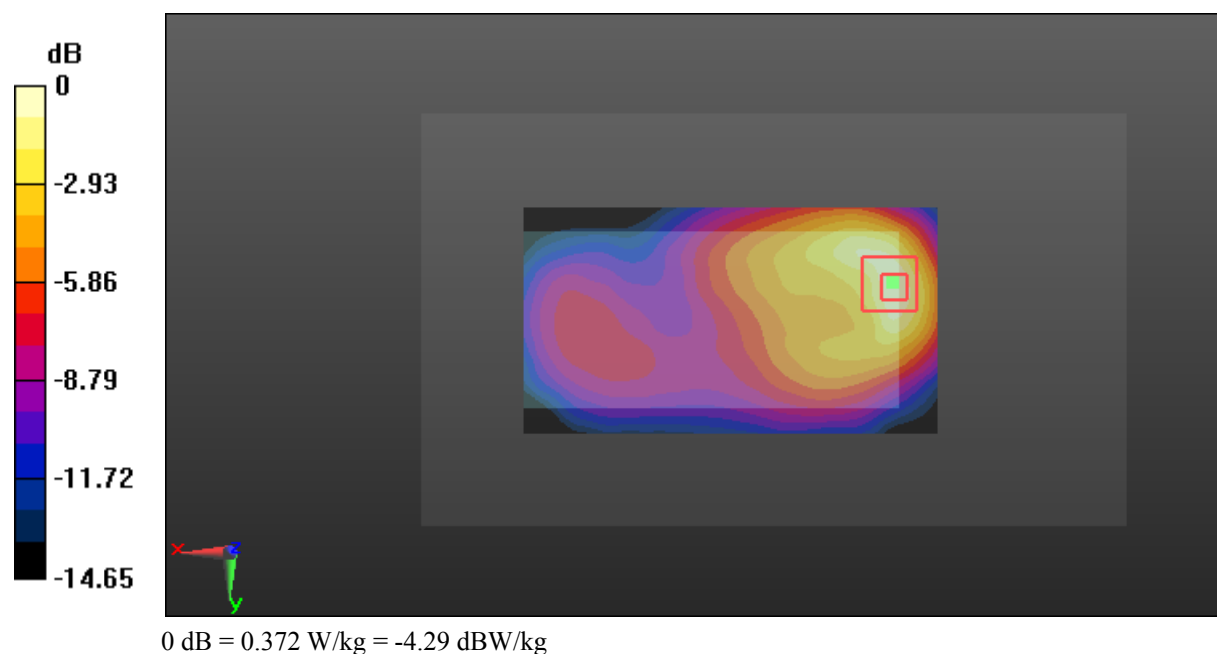
Zoom Scan (5x5x7)/Cube 0: Measurement grid: dx=8mm, dy=8mm, dz=5mm

Reference Value = 9.025 V/m; Power Drift = 0.01 dB

Peak SAR (extrapolated) = 0.561 W/kg

SAR(1 g) = 0.333 W/kg; SAR(10 g) = 0.187 W/kg

Maximum value of SAR (measured) = 0.372 W/kg



Test Plot 73#: LTE Band 4_Body Left_Middle_1RB**DUT: Smart Phone; Type: GRAND M3; Serial: 18020600121**

Communication System: Generic FDD-LTE; Frequency: 1732.5 MHz; Duty Cycle: 1:1
Medium parameters used: $f = 1732.5$ MHz; $\sigma = 1.517$ S/m; $\epsilon_r = 53.373$; $\rho = 1000$ kg/m³ ;
Phantom section: Left Section

DASY5 Configuration:

- Probe: ES3DV2 - SN3019; ConvF(4.84, 4.84, 4.84); Calibrated: 2017/10/30;
- Sensor-Surface: 4mm (Mechanical Surface Detection)
- Electronics: DAE4 Sn772; Calibrated: 2017/10/9
- Phantom: Triple Flat Phantom 5.1C; Type: QD 000 P51 CA; Serial: 1130
- Measurement SW: DASY52, Version 52.8 (8);

Area Scan (111x51x1): Interpolated grid: dx=1.500 mm, dy=1.500 mm

Maximum value of SAR (interpolated) = 0.148 W/kg


Zoom Scan (5x5x7)/Cube 0: Measurement grid: dx=8mm, dy=8mm, dz=5mm

Reference Value = 8.096 V/m; Power Drift = 0.06 dB

Peak SAR (extrapolated) = 0.207 W/kg

SAR(1 g) = 0.127 W/kg; SAR(10 g) = 0.074 W/kg

Maximum value of SAR (measured) = 0.139 W/kg



Test Plot 74#: LTE Band 4_Body Left_Middle_50%RB**DUT: Smart Phone; Type: GRAND M3; Serial: 18020600121**

Communication System: Generic FDD-LTE; Frequency: 1732.5 MHz; Duty Cycle: 1:1
Medium parameters used: $f = 1732.5$ MHz; $\sigma = 1.517$ S/m; $\epsilon_r = 53.373$; $\rho = 1000$ kg/m³ ;
Phantom section: Left Section

DASY5 Configuration:

- Probe: ES3DV2 - SN3019; ConvF(4.84, 4.84, 4.84); Calibrated: 2017/10/30;
- Sensor-Surface: 4mm (Mechanical Surface Detection)
- Electronics: DAE4 Sn772; Calibrated: 2017/10/9
- Phantom: Triple Flat Phantom 5.1C; Type: QD 000 P51 CA; Serial: 1130
- Measurement SW: DASY52, Version 52.8 (8);

Area Scan (111x51x1): Interpolated grid: dx=1.500 mm, dy=1.500 mm

Maximum value of SAR (interpolated) = 0.118 W/kg


Zoom Scan (5x5x7)/Cube 0: Measurement grid: dx=8mm, dy=8mm, dz=5mm

Reference Value = 7.212 V/m; Power Drift = 0.13 dB

Peak SAR (extrapolated) = 0.156 W/kg

SAR(1 g) = 0.099 W/kg; SAR(10 g) = 0.058 W/kg

Maximum value of SAR (measured) = 0.109 W/kg



Test Plot 75#: LTE Band 4_Body Right_Middle_1RB**DUT: Smart Phone; Type: GRAND M3; Serial: 18020600121**

Communication System: Generic FDD-LTE; Frequency: 1732.5 MHz; Duty Cycle: 1:1
Medium parameters used: $f = 1732.5$ MHz; $\sigma = 1.517$ S/m; $\epsilon_r = 53.373$; $\rho = 1000$ kg/m³ ;
Phantom section: Left Section

DASY5 Configuration:

- Probe: ES3DV2 - SN3019; ConvF(4.84, 4.84, 4.84); Calibrated: 2017/10/30;
- Sensor-Surface: 4mm (Mechanical Surface Detection)
- Electronics: DAE4 Sn772; Calibrated: 2017/10/9
- Phantom: Triple Flat Phantom 5.1C; Type: QD 000 P51 CA; Serial: 1130
- Measurement SW: DASY52, Version 52.8 (8);

Area Scan (111x51x1): Interpolated grid: dx=1.500 mm, dy=1.500 mm

Maximum value of SAR (interpolated) = 0.0919 W/kg


Zoom Scan (5x5x7)/Cube 0: Measurement grid: dx=8mm, dy=8mm, dz=5mm

Reference Value = 6.324 V/m; Power Drift = 0.13 dB

Peak SAR (extrapolated) = 0.131 W/kg

SAR(1 g) = 0.082 W/kg; SAR(10 g) = 0.051 W/kg

Maximum value of SAR (measured) = 0.0888 W/kg



Test Plot 76#: LTE Band 4_Body Right_Middle_50%RB**DUT: Smart Phone; Type: GRAND M3; Serial: 18020600121**

Communication System: Generic FDD-LTE; Frequency: 1732.5 MHz; Duty Cycle: 1:1
Medium parameters used: $f = 1732.5$ MHz; $\sigma = 1.517$ S/m; $\epsilon_r = 53.373$; $\rho = 1000$ kg/m³ ;
Phantom section: Left Section

DASY5 Configuration:

- Probe: ES3DV2 - SN3019; ConvF(4.84, 4.84, 4.84); Calibrated: 2017/10/30;
- Sensor-Surface: 4mm (Mechanical Surface Detection)
- Electronics: DAE4 Sn772; Calibrated: 2017/10/9
- Phantom: Triple Flat Phantom 5.1C; Type: QD 000 P51 CA; Serial: 1130
- Measurement SW: DASY52, Version 52.8 (8);

Area Scan (111x51x1): Interpolated grid: dx=1.500 mm, dy=1.500 mm

Maximum value of SAR (interpolated) = 0.0780 W/kg


Zoom Scan (5x5x7)/Cube 0: Measurement grid: dx=8mm, dy=8mm, dz=5mm

Reference Value = 5.657 V/m; Power Drift = 0.13 dB

Peak SAR (extrapolated) = 0.104 W/kg

SAR(1 g) = 0.070 W/kg; SAR(10 g) = 0.044 W/kg

Maximum value of SAR (measured) = 0.0767 W/kg



Test Plot 77#: LTE Band 4_Body Bottom_Middle_1RB**DUT: Smart Phone; Type: GRAND M3; Serial: 18020600121**

Communication System: Generic FDD-LTE; Frequency: 1732.5 MHz; Duty Cycle: 1:1
Medium parameters used: $f = 1732.5$ MHz; $\sigma = 1.517$ S/m; $\epsilon_r = 53.373$; $\rho = 1000$ kg/m³ ;
Phantom section: Left Section

DASY5 Configuration:

- Probe: ES3DV2 - SN3019; ConvF(4.84, 4.84, 4.84); Calibrated: 2017/10/30;
- Sensor-Surface: 4mm (Mechanical Surface Detection)
- Electronics: DAE4 Sn772; Calibrated: 2017/10/9
- Phantom: Triple Flat Phantom 5.1C; Type: QD 000 P51 CA; Serial: 1130
- Measurement SW: DASY52, Version 52.8 (8);

Area Scan (41x71x1): Interpolated grid: dx=1.500 mm, dy=1.500 mm

Maximum value of SAR (interpolated) = 0.676 W/kg


Zoom Scan (5x5x7)/Cube 0: Measurement grid: dx=8mm, dy=8mm, dz=5mm

Reference Value = 21.41 V/m; Power Drift = -0.14 dB

Peak SAR (extrapolated) = 1.05 W/kg

SAR(1 g) = 0.594 W/kg; SAR(10 g) = 0.313 W/kg

Maximum value of SAR (measured) = 0.676 W/kg



Test Plot 78#: LTE Band 4_Body Bottom_Middle_50%RB**DUT: Smart Phone; Type: GRAND M3; Serial: 18020600121**

Communication System: Generic FDD-LTE; Frequency: 1732.5 MHz; Duty Cycle: 1:1
Medium parameters used: $f = 1732.5$ MHz; $\sigma = 1.517$ S/m; $\epsilon_r = 53.373$; $\rho = 1000$ kg/m³ ;
Phantom section: Left Section

DASY5 Configuration:

- Probe: ES3DV2 - SN3019; ConvF(4.84, 4.84, 4.84); Calibrated: 2017/10/30;
- Sensor-Surface: 4mm (Mechanical Surface Detection)
- Electronics: DAE4 Sn772; Calibrated: 2017/10/9
- Phantom: Triple Flat Phantom 5.1C; Type: QD 000 P51 CA; Serial: 1130
- Measurement SW: DASY52, Version 52.8 (8);

Area Scan (41x71x1): Interpolated grid: dx=1.500 mm, dy=1.500 mm

Maximum value of SAR (interpolated) = 0.535 W/kg


Zoom Scan (5x5x7)/Cube 0: Measurement grid: dx=8mm, dy=8mm, dz=5mm

Reference Value = 18.31 V/m; Power Drift = -0.11 dB

Peak SAR (extrapolated) = 0.808 W/kg

SAR(1 g) = 0.464 W/kg; SAR(10 g) = 0.246 W/kg

Maximum value of SAR (measured) = 0.523 W/kg



Test Plot 79#: LTE Band 5_Head Left Cheek_Middle_1RB**DUT: Smart Phone; Type: GRAND M3; Serial: 18020600121**

Communication System: Generic FDD-LTE; Frequency: 836.5 MHz; Duty Cycle: 1:1
Medium parameters used: $f = 836.5$ MHz; $\sigma = 0.892$ S/m; $\epsilon_r = 42.526$; $\rho = 1000$ kg/m³ ;
Phantom section: Left Section

DASY5 Configuration:

- Probe: ES3DV2 - SN3019; ConvF(6.57, 6.57, 6.57); Calibrated: 2017/10/30;
- Sensor-Surface: 4mm (Mechanical Surface Detection)
- Electronics: DAE4 Sn772; Calibrated: 2017/10/9
- Phantom: Twin SAM; Type: Twin SAM V5.0; Serial: 1412
- Measurement SW: DASY52, Version 52.8 (8);

Area Scan (111x61x1): Interpolated grid: dx=1.500 mm, dy=1.500 mm

Maximum value of SAR (interpolated) = 0.0391 W/kg


Zoom Scan (5x5x7)/Cube 0: Measurement grid: dx=8mm, dy=8mm, dz=5mm

Reference Value = 1.854 V/m; Power Drift = -0.03 dB

Peak SAR (extrapolated) = 0.0410 W/kg

SAR(1 g) = 0.036 W/kg; SAR(10 g) = 0.030 W/kg

Maximum value of SAR (measured) = 0.0369 W/kg



Test Plot 80#: LTE Band 5_Head Left Cheek_Middle_50%RB**DUT: Smart Phone; Type: GRAND M3; Serial: 18020600121**

Communication System: Generic FDD-LTE; Frequency: 836.5 MHz; Duty Cycle: 1:1
Medium parameters used: $f = 836.5$ MHz; $\sigma = 0.892$ S/m; $\epsilon_r = 42.526$; $\rho = 1000$ kg/m³ ;
Phantom section: Left Section

DASY5 Configuration:

- Probe: ES3DV2 - SN3019; ConvF(6.57, 6.57, 6.57); Calibrated: 2017/10/30;
- Sensor-Surface: 4mm (Mechanical Surface Detection)
- Electronics: DAE4 Sn772; Calibrated: 2017/10/9
- Phantom: Twin SAM; Type: Twin SAM V5.0; Serial: 1412
- Measurement SW: DASY52, Version 52.8 (8);

Area Scan (111x61x1): Interpolated grid: dx=1.500 mm, dy=1.500 mm

Maximum value of SAR (interpolated) = 0.0288 W/kg


Zoom Scan (6x6x7)/Cube 0: Measurement grid: dx=8mm, dy=8mm, dz=5mm

Reference Value = 1.778 V/m; Power Drift = 0.14 dB

Peak SAR (extrapolated) = 0.0310 W/kg

SAR(1 g) = 0.028 W/kg; SAR(10 g) = 0.023 W/kg

Maximum value of SAR (measured) = 0.0286 W/kg



Test Plot 81#: LTE Band 5_Head Left Tilt_Middle_1RB**DUT: Smart Phone; Type: GRAND M3; Serial: 18020600121**

Communication System: Generic FDD-LTE; Frequency: 836.5 MHz; Duty Cycle: 1:1
Medium parameters used: $f = 836.5$ MHz; $\sigma = 0.892$ S/m; $\epsilon_r = 42.526$; $\rho = 1000$ kg/m³ ;
Phantom section: Left Section

DASY5 Configuration:

- Probe: ES3DV2 - SN3019; ConvF(6.57, 6.57, 6.57); Calibrated: 2017/10/30;
- Sensor-Surface: 4mm (Mechanical Surface Detection)
- Electronics: DAE4 Sn772; Calibrated: 2017/10/9
- Phantom: Twin SAM; Type: Twin SAM V5.0; Serial: 1412
- Measurement SW: DASY52, Version 52.8 (8);

Area Scan (111x61x1): Interpolated grid: dx=1.500 mm, dy=1.500 mm

Maximum value of SAR (interpolated) = 0.0167 W/kg

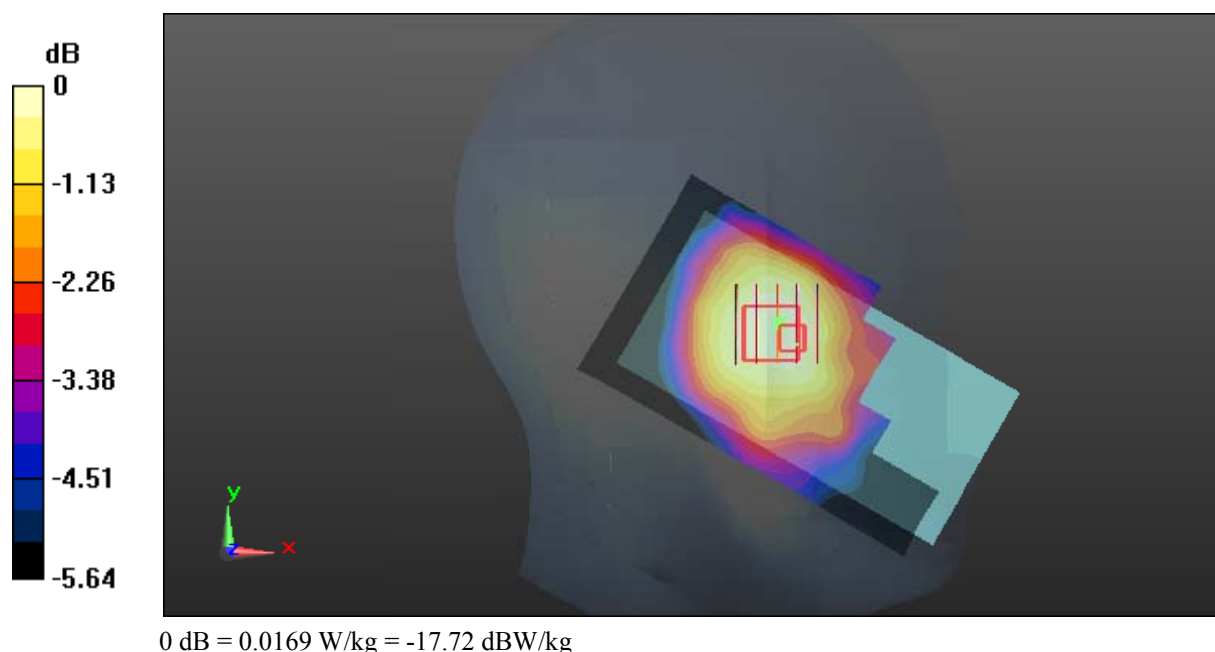
Zoom Scan (5x5x7)/Cube 0: Measurement grid: dx=8mm, dy=8mm, dz=5mm

Reference Value = 2.767 V/m; Power Drift = -0.05 dB

Peak SAR (extrapolated) = 0.0180 W/kg

SAR(1 g) = 0.016 W/kg; SAR(10 g) = 0.014 W/kg

Maximum value of SAR (measured) = 0.0169 W/kg



Test Plot 82#: LTE Band 5_Head Left Tilt_Middle_50%RB**DUT: Smart Phone; Type: GRAND M3; Serial: 18020600121**

Communication System: Generic FDD-LTE; Frequency: 836.5 MHz; Duty Cycle: 1:1
Medium parameters used: $f = 836.5$ MHz; $\sigma = 0.892$ S/m; $\epsilon_r = 42.526$; $\rho = 1000$ kg/m³ ;
Phantom section: Left Section

DASY5 Configuration:

- Probe: ES3DV2 - SN3019; ConvF(6.57, 6.57, 6.57); Calibrated: 2017/10/30;
- Sensor-Surface: 4mm (Mechanical Surface Detection)
- Electronics: DAE4 Sn772; Calibrated: 2017/10/9
- Phantom: Twin SAM; Type: Twin SAM V5.0; Serial: 1412
- Measurement SW: DASY52, Version 52.8 (8);

Area Scan (111x61x1): Interpolated grid: dx=1.500 mm, dy=1.500 mm

Maximum value of SAR (interpolated) = 0.0142 W/kg

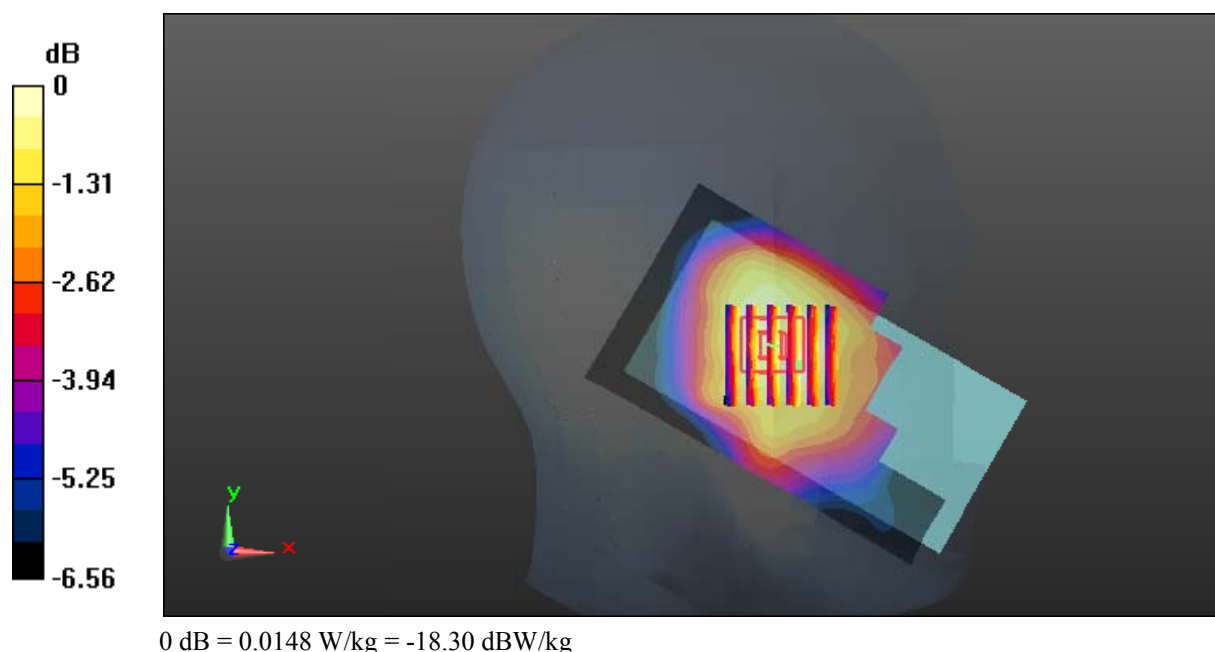
Zoom Scan (6x6x7)/Cube 0: Measurement grid: dx=8mm, dy=8mm, dz=5mm

Reference Value = 2.634 V/m; Power Drift = -0.04 dB

Peak SAR (extrapolated) = 0.0160 W/kg

SAR(1 g) = 0.014 W/kg; SAR(10 g) = 0.012 W/kg

Maximum value of SAR (measured) = 0.0148 W/kg



Test Plot 83#: LTE Band 5_Head Right Cheek_Middle_1RB**DUT: Smart Phone; Type: GRAND M3; Serial: 18020600121**

Communication System: Generic FDD-LTE; Frequency: 836.5 MHz; Duty Cycle: 1:1
Medium parameters used: $f = 836.5$ MHz; $\sigma = 0.892$ S/m; $\epsilon_r = 42.526$; $\rho = 1000$ kg/m³ ;
Phantom section: Right Section

DASY5 Configuration:

- Probe: ES3DV2 - SN3019; ConvF(6.57, 6.57, 6.57); Calibrated: 2017/10/30;
- Sensor-Surface: 4mm (Mechanical Surface Detection)
- Electronics: DAE4 Sn772; Calibrated: 2017/10/9
- Phantom: Twin SAM; Type: Twin SAM V5.0; Serial: 1412
- Measurement SW: DASY52, Version 52.8 (8);

Area Scan (111x61x1): Interpolated grid: dx=1.500 mm, dy=1.500 mm

Maximum value of SAR (interpolated) = 0.0402 W/kg


Zoom Scan (7x6x7)/Cube 0: Measurement grid: dx=8mm, dy=8mm, dz=5mm

Reference Value = 2.367 V/m; Power Drift = 0.09 dB

Peak SAR (extrapolated) = 0.0450 W/kg

SAR(1 g) = 0.039 W/kg; SAR(10 g) = 0.032 W/kg

Maximum value of SAR (measured) = 0.0400 W/kg



Test Plot 84#: LTE Band 5_Head Right Cheek_Middle_50%RB**DUT: Smart Phone; Type: GRAND M3; Serial: 18020600121**

Communication System: Generic FDD-LTE; Frequency: 836.5 MHz; Duty Cycle: 1:1
Medium parameters used: $f = 836.5$ MHz; $\sigma = 0.892$ S/m; $\epsilon_r = 42.526$; $\rho = 1000$ kg/m³ ;
Phantom section: Right Section

DASY5 Configuration:

- Probe: ES3DV2 - SN3019; ConvF(6.57, 6.57, 6.57); Calibrated: 2017/10/30;
- Sensor-Surface: 4mm (Mechanical Surface Detection)
- Electronics: DAE4 Sn772; Calibrated: 2017/10/9
- Phantom: Twin SAM; Type: Twin SAM V5.0; Serial: 1412
- Measurement SW: DASY52, Version 52.8 (8);

Area Scan (111x61x1): Interpolated grid: dx=1.500 mm, dy=1.500 mm

Maximum value of SAR (interpolated) = 0.0299 W/kg

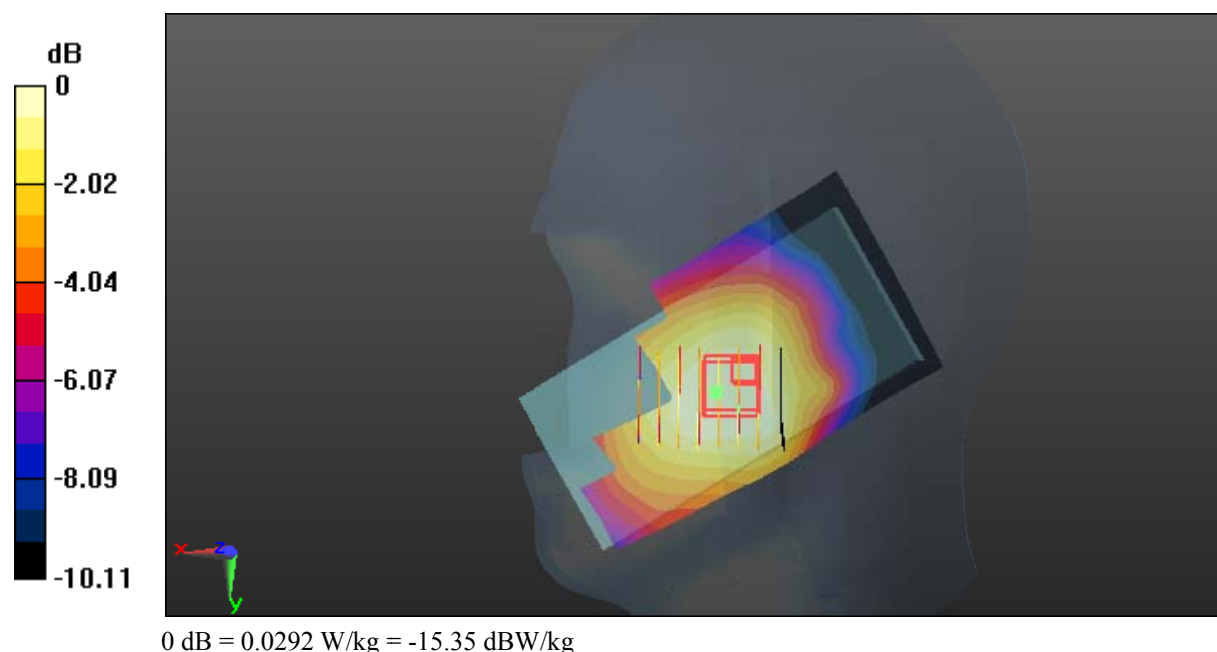
Zoom Scan (8x6x7)/Cube 0: Measurement grid: dx=8mm, dy=8mm, dz=5mm

Reference Value = 1.971 V/m; Power Drift = -0.06 dB

Peak SAR (extrapolated) = 0.0660 W/kg

SAR(1 g) = 0.032 W/kg; SAR(10 g) = 0.025 W/kg

Maximum value of SAR (measured) = 0.0292 W/kg



Test Plot 85#: LTE Band 5_Head Right Tilt_Middle_1RB**DUT: Smart Phone; Type: GRAND M3; Serial: 18020600121**

Communication System: Generic FDD-LTE; Frequency: 836.5 MHz; Duty Cycle: 1:1
Medium parameters used: $f = 836.5$ MHz; $\sigma = 0.892$ S/m; $\epsilon_r = 42.526$; $\rho = 1000$ kg/m³ ;
Phantom section: Right Section

DASY5 Configuration:

- Probe: ES3DV2 - SN3019; ConvF(6.57, 6.57, 6.57); Calibrated: 2017/10/30;
- Sensor-Surface: 4mm (Mechanical Surface Detection)
- Electronics: DAE4 Sn772; Calibrated: 2017/10/9
- Phantom: Twin SAM; Type: Twin SAM V5.0; Serial: 1412
- Measurement SW: DASY52, Version 52.8 (8);

Area Scan (111x61x1): Interpolated grid: dx=1.500 mm, dy=1.500 mm

Maximum value of SAR (interpolated) = 0.0139 W/kg


Zoom Scan (6x6x7)/Cube 0: Measurement grid: dx=8mm, dy=8mm, dz=5mm

Reference Value = 2.222 V/m; Power Drift = 0.19 dB

Peak SAR (extrapolated) = 0.0150 W/kg

SAR(1 g) = 0.015 W/kg; SAR(10 g) = 0.012 W/kg

Maximum value of SAR (measured) = 0.0151 W/kg



Test Plot 86#: LTE Band 5_Head Right Tilt_Middle_50%RB**DUT: Smart Phone; Type: GRAND M3; Serial: 18020600121**

Communication System: Generic FDD-LTE; Frequency: 836.5 MHz; Duty Cycle: 1:1
Medium parameters used: $f = 836.5$ MHz; $\sigma = 0.892$ S/m; $\epsilon_r = 42.526$; $\rho = 1000$ kg/m³ ;
Phantom section: Right Section

DASY5 Configuration:

- Probe: ES3DV2 - SN3019; ConvF(6.57, 6.57, 6.57); Calibrated: 2017/10/30;
- Sensor-Surface: 4mm (Mechanical Surface Detection)
- Electronics: DAE4 Sn772; Calibrated: 2017/10/9
- Phantom: Twin SAM; Type: Twin SAM V5.0; Serial: 1412
- Measurement SW: DASY52, Version 52.8 (8);

Area Scan (111x61x1): Interpolated grid: dx=1.500 mm, dy=1.500 mm

Maximum value of SAR (interpolated) = 0.0120 W/kg


Zoom Scan (6x7x7)/Cube 0: Measurement grid: dx=8mm, dy=8mm, dz=5mm

Reference Value = 2.403 V/m; Power Drift = 0.01 dB

Peak SAR (extrapolated) = 0.0170 W/kg

SAR(1 g) = 0.012 W/kg; SAR(10 g) = 0.010 W/kg

Maximum value of SAR (measured) = 0.0141 W/kg



Test Plot 87#: LTE Band 5_Body Back_Middle_1RB**DUT: Smart Phone; Type: GRAND M3; Serial: 18020600121**

Communication System: Generic FDD-LTE; Frequency: 836.5 MHz; Duty Cycle: 1:1
Medium parameters used: $f = 836.5$ MHz; $\sigma = 0.976$ S/m; $\epsilon_r = 56.855$; $\rho = 1000$ kg/m³ ;
Phantom section: Right Section

DASY5 Configuration:

- Probe: ES3DV2 - SN3019; ConvF(6.42, 6.42, 6.42); Calibrated: 2017/10/30;
- Sensor-Surface: 4mm (Mechanical Surface Detection)
- Electronics: DAE4 Sn772; Calibrated: 2017/10/9
- Phantom: Triple Flat Phantom 5.1C; Type: QD 000 P51 CA; Serial: 1130
- Measurement SW: DASY52, Version 52.8 (8);

Area Scan (111x61x1): Interpolated grid: dx=1.500 mm, dy=1.500 mm

Maximum value of SAR (interpolated) = 0.243 W/kg

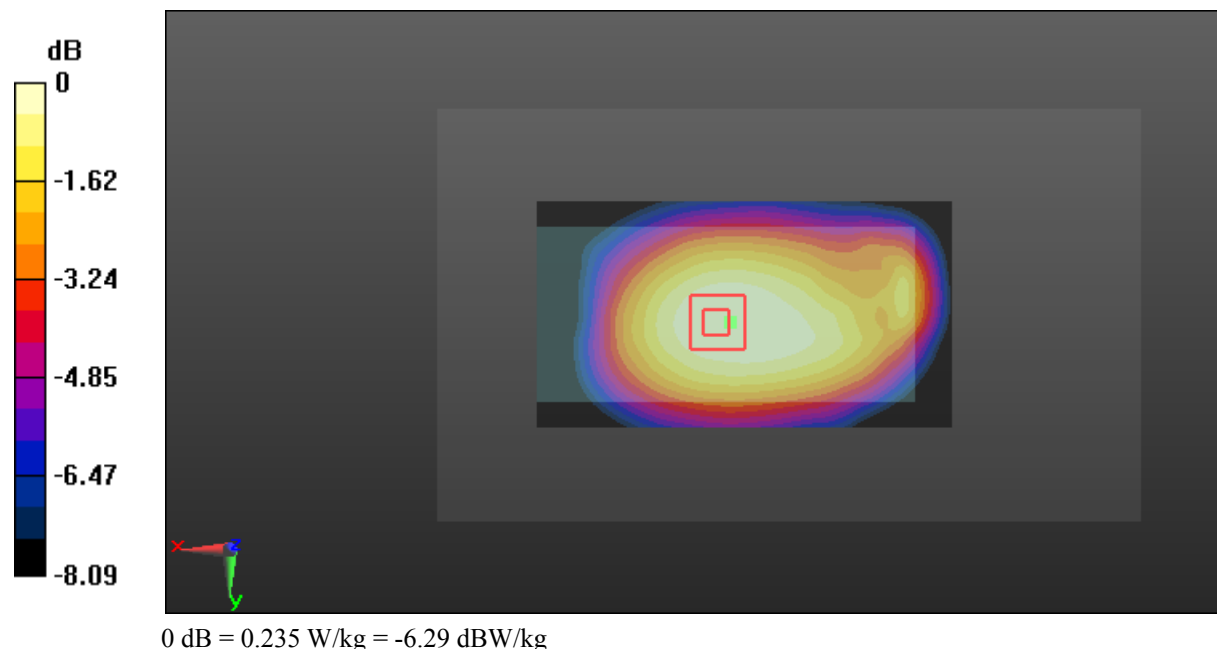
Zoom Scan (5x5x7)/Cube 0: Measurement grid: dx=8mm, dy=8mm, dz=5mm

Reference Value = 15.46 V/m; Power Drift = -0.13 dB

Peak SAR (extrapolated) = 0.279 W/kg

SAR(1 g) = 0.225 W/kg; SAR(10 g) = 0.171 W/kg

Maximum value of SAR (measured) = 0.235 W/kg



Test Plot 88#: LTE Band 5_Body Back_Middle_50%RB**DUT: Smart Phone; Type: GRAND M3; Serial: 18020600121**

Communication System: Generic FDD-LTE; Frequency: 836.5 MHz; Duty Cycle: 1:1
Medium parameters used: $f = 836.5$ MHz; $\sigma = 0.976$ S/m; $\epsilon_r = 56.855$; $\rho = 1000$ kg/m³ ;
Phantom section: Right Section

DASY5 Configuration:

- Probe: ES3DV2 - SN3019; ConvF(6.42, 6.42, 6.42); Calibrated: 2017/10/30;
- Sensor-Surface: 4mm (Mechanical Surface Detection)
- Electronics: DAE4 Sn772; Calibrated: 2017/10/9
- Phantom: Triple Flat Phantom 5.1C; Type: QD 000 P51 CA; Serial: 1130
- Measurement SW: DASY52, Version 52.8 (8);

Area Scan (111x61x1): Interpolated grid: dx=1.500 mm, dy=1.500 mm

Maximum value of SAR (interpolated) = 0.184 W/kg

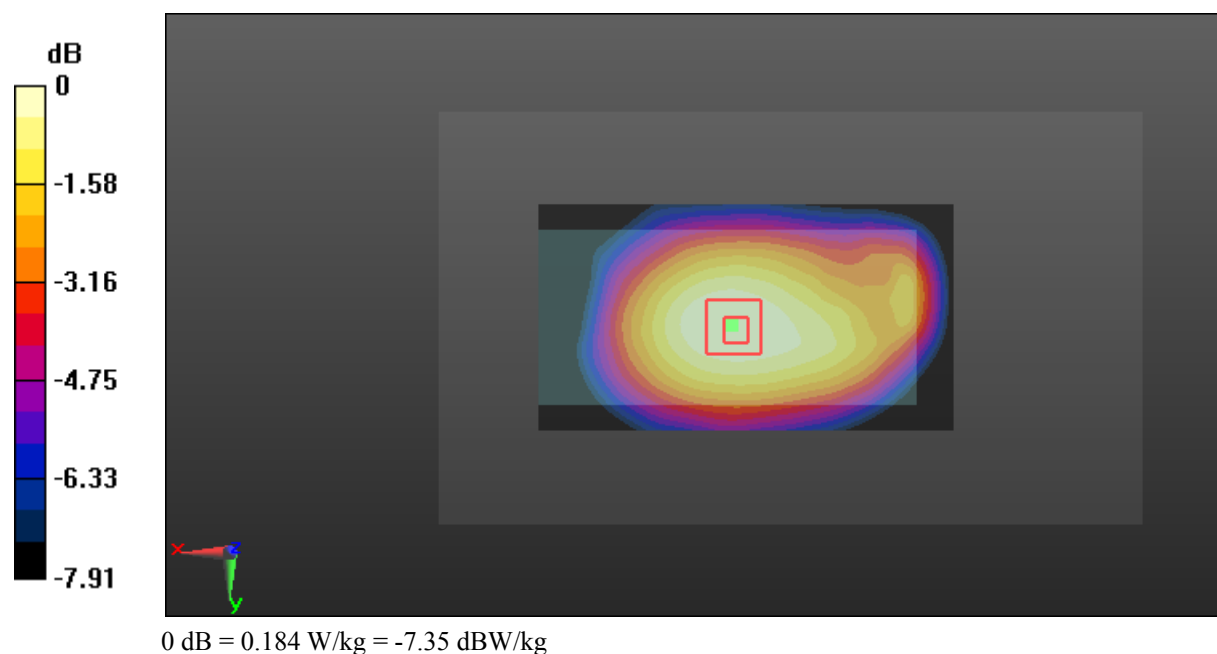
Zoom Scan (5x5x7)/Cube 0: Measurement grid: dx=8mm, dy=8mm, dz=5mm

Reference Value = 13.19 V/m; Power Drift = -0.06 dB

Peak SAR (extrapolated) = 0.220 W/kg

SAR(1 g) = 0.175 W/kg; SAR(10 g) = 0.134 W/kg

Maximum value of SAR (measured) = 0.184 W/kg



Test Plot 89#: LTE Band 5_Body Left_Middle_1RB**DUT: Smart Phone; Type: GRAND M3; Serial: 18020600121**

Communication System: Generic FDD-LTE; Frequency: 836.5 MHz; Duty Cycle: 1:1
Medium parameters used: $f = 836.5$ MHz; $\sigma = 0.976$ S/m; $\epsilon_r = 56.855$; $\rho = 1000$ kg/m³ ;
Phantom section: Right Section

DASY5 Configuration:

- Probe: ES3DV2 - SN3019; ConvF(6.42, 6.42, 6.42); Calibrated: 2017/10/30;
- Sensor-Surface: 4mm (Mechanical Surface Detection)
- Electronics: DAE4 Sn772; Calibrated: 2017/10/9
- Phantom: Triple Flat Phantom 5.1C; Type: QD 000 P51 CA; Serial: 1130
- Measurement SW: DASY52, Version 52.8 (8);

Area Scan (111x51x1): Interpolated grid: dx=1.500 mm, dy=1.500 mm

Maximum value of SAR (interpolated) = 0.0182 W/kg


Zoom Scan (5x5x7)/Cube 0: Measurement grid: dx=8mm, dy=8mm, dz=5mm

Reference Value = 4.050 V/m; Power Drift = -0.04 dB

Peak SAR (extrapolated) = 0.0260 W/kg

SAR(1 g) = 0.018 W/kg; SAR(10 g) = 0.013 W/kg

Maximum value of SAR (measured) = 0.0190 W/kg



Test Plot 90#: LTE Band 5_Body Left_Middle_50%RB**DUT: Smart Phone; Type: GRAND M3; Serial: 18020600121**

Communication System: Generic FDD-LTE; Frequency: 836.5 MHz; Duty Cycle: 1:1
Medium parameters used: $f = 836.5$ MHz; $\sigma = 0.976$ S/m; $\epsilon_r = 56.855$; $\rho = 1000$ kg/m³ ;
Phantom section: Right Section

DASY5 Configuration:

- Probe: ES3DV2 - SN3019; ConvF(6.42, 6.42, 6.42); Calibrated: 2017/10/30;
- Sensor-Surface: 4mm (Mechanical Surface Detection)
- Electronics: DAE4 Sn772; Calibrated: 2017/10/9
- Phantom: Triple Flat Phantom 5.1C; Type: QD 000 P51 CA; Serial: 1130
- Measurement SW: DASY52, Version 52.8 (8);

Area Scan (111x51x1): Interpolated grid: dx=1.500 mm, dy=1.500 mm

Maximum value of SAR (interpolated) = 0.0153 W/kg


Zoom Scan (6x6x7)/Cube 0: Measurement grid: dx=8mm, dy=8mm, dz=5mm

Reference Value = 3.486 V/m; Power Drift = -0.09 dB

Peak SAR (extrapolated) = 0.0190 W/kg

SAR(1 g) = 0.014 W/kg; SAR(10 g) = 0.010 W/kg

Maximum value of SAR (measured) = 0.0146 W/kg



Test Plot 91#: LTE Band 5_Body Right_Middle_1RB**DUT: Smart Phone; Type: GRAND M3; Serial: 18020600121**

Communication System: Generic FDD-LTE; Frequency: 836.5 MHz; Duty Cycle: 1:1
Medium parameters used: $f = 836.5$ MHz; $\sigma = 0.976$ S/m; $\epsilon_r = 56.855$; $\rho = 1000$ kg/m³ ;
Phantom section: Right Section

DASY5 Configuration:

- Probe: ES3DV2 - SN3019; ConvF(6.42, 6.42, 6.42); Calibrated: 2017/10/30;
- Sensor-Surface: 4mm (Mechanical Surface Detection)
- Electronics: DAE4 Sn772; Calibrated: 2017/10/9
- Phantom: Triple Flat Phantom 5.1C; Type: QD 000 P51 CA; Serial: 1130
- Measurement SW: DASY52, Version 52.8 (8);

Area Scan (111x51x1): Interpolated grid: dx=1.500 mm, dy=1.500 mm

Maximum value of SAR (interpolated) = 0.0356 W/kg


Zoom Scan (5x5x7)/Cube 0: Measurement grid: dx=8mm, dy=8mm, dz=5mm

Reference Value = 5.474 V/m; Power Drift = 0.20 dB

Peak SAR (extrapolated) = 0.0440 W/kg

SAR(1 g) = 0.034 W/kg; SAR(10 g) = 0.025 W/kg

Maximum value of SAR (measured) = 0.0370 W/kg



Test Plot 92#: LTE Band 5_Body Right_Middle_50%RB**DUT: Smart Phone; Type: GRAND M3; Serial: 18020600121**

Communication System: Generic FDD-LTE; Frequency: 836.5 MHz; Duty Cycle: 1:1
Medium parameters used: $f = 836.5$ MHz; $\sigma = 0.976$ S/m; $\epsilon_r = 56.855$; $\rho = 1000$ kg/m³ ;
Phantom section: Right Section

DASY5 Configuration:

- Probe: ES3DV2 - SN3019; ConvF(6.42, 6.42, 6.42); Calibrated: 2017/10/30;
- Sensor-Surface: 4mm (Mechanical Surface Detection)
- Electronics: DAE4 Sn772; Calibrated: 2017/10/9
- Phantom: Triple Flat Phantom 5.1C; Type: QD 000 P51 CA; Serial: 1130
- Measurement SW: DASY52, Version 52.8 (8);

Area Scan (111x51x1): Interpolated grid: dx=1.500 mm, dy=1.500 mm

Maximum value of SAR (interpolated) = 0.0296 W/kg


Zoom Scan (5x5x7)/Cube 0: Measurement grid: dx=8mm, dy=8mm, dz=5mm

Reference Value = 5.074 V/m; Power Drift = -0.04 dB

Peak SAR (extrapolated) = 0.0340 W/kg

SAR(1 g) = 0.026 W/kg; SAR(10 g) = 0.019 W/kg

Maximum value of SAR (measured) = 0.0276 W/kg



Test Plot 93#: LTE Band 5_Body Bottom_Middle_1RB**DUT: Smart Phone; Type: GRAND M3; Serial: 18020600121**

Communication System: Generic FDD-LTE; Frequency: 836.5 MHz; Duty Cycle: 1:1
Medium parameters used: $f = 836.5$ MHz; $\sigma = 0.976$ S/m; $\epsilon_r = 56.855$; $\rho = 1000$ kg/m³ ;
Phantom section: Right Section

DASY5 Configuration:

- Probe: ES3DV2 - SN3019; ConvF(6.42, 6.42, 6.42); Calibrated: 2017/10/30;
- Sensor-Surface: 4mm (Mechanical Surface Detection)
- Electronics: DAE4 Sn772; Calibrated: 2017/10/9
- Phantom: Triple Flat Phantom 5.1C; Type: QD 000 P51 CA; Serial: 1130
- Measurement SW: DASY52, Version 52.8 (8);

Area Scan (41x71x1): Interpolated grid: dx=1.500 mm, dy=1.500 mm

Maximum value of SAR (interpolated) = 0.0185 W/kg

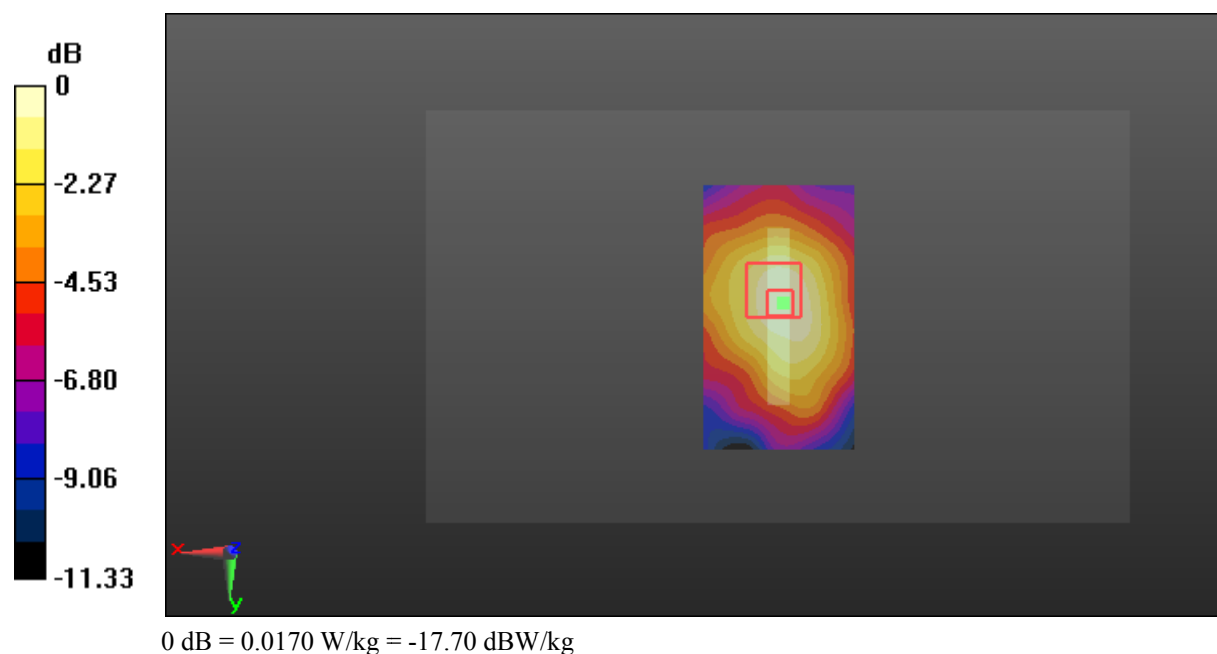
Zoom Scan (5x5x7)/Cube 0: Measurement grid: dx=8mm, dy=8mm, dz=5mm

Reference Value = 4.186 V/m; Power Drift = -0.17 dB

Peak SAR (extrapolated) = 0.0340 W/kg

SAR(1 g) = 0.015 W/kg; SAR(10 g) = 0.00949 W/kg

Maximum value of SAR (measured) = 0.0170 W/kg



Test Plot 94#: LTE Band 5_Body Bottom_Middle_50%RB**DUT: Smart Phone; Type: GRAND M3; Serial: 18020600121**

Communication System: Generic FDD-LTE; Frequency: 836.5 MHz; Duty Cycle: 1:1
Medium parameters used: $f = 836.5$ MHz; $\sigma = 0.976$ S/m; $\epsilon_r = 56.855$; $\rho = 1000$ kg/m³ ;
Phantom section: Right Section

DASY5 Configuration:

- Probe: ES3DV2 - SN3019; ConvF(6.42, 6.42, 6.42); Calibrated: 2017/10/30;
- Sensor-Surface: 4mm (Mechanical Surface Detection)
- Electronics: DAE4 Sn772; Calibrated: 2017/10/9
- Phantom: Triple Flat Phantom 5.1C; Type: QD 000 P51 CA; Serial: 1130
- Measurement SW: DASY52, Version 52.8 (8);

Area Scan (41x71x1): Interpolated grid: dx=1.500 mm, dy=1.500 mm

Maximum value of SAR (interpolated) = 0.0141 W/kg


Zoom Scan (5x6x7)/Cube 0: Measurement grid: dx=8mm, dy=8mm, dz=5mm

Reference Value = 3.648 V/m; Power Drift = 0.13 dB

Peak SAR (extrapolated) = 0.0200 W/kg

SAR(1 g) = 0.012 W/kg; SAR(10 g) = 0.00773 W/kg

Maximum value of SAR (measured) = 0.0133 W/kg



Test Plot 95#: LTE Band 7_Head Left Cheek_Middle_1RB**DUT: Smart Phone; Type: GRAND M3; Serial: 18020600121**

Communication System: Generic FDD-LTE; Frequency: 2535 MHz; Duty Cycle: 1:1
Medium parameters used: $f = 2535$ MHz; $\sigma = 1.9$ S/m; $\epsilon_r = 38.997$; $\rho = 1000$ kg/m³ ;
Phantom section: Left Section

DASY5 Configuration:

- Probe: ES3DV2 - SN3019; ConvF(4.41, 4.41, 4.41); Calibrated: 2017/10/30;
- Sensor-Surface: 4mm (Mechanical Surface Detection)
- Electronics: DAE4 Sn772; Calibrated: 2017/10/9
- Phantom: Twin SAM; Type: Twin SAM V5.0; Serial: 1412
- Measurement SW: DASY52, Version 52.8 (8);

Area Scan (141x81x1): Interpolated grid: dx=1.200 mm, dy=1.200 mm

Maximum value of SAR (interpolated) = 0.486 W/kg

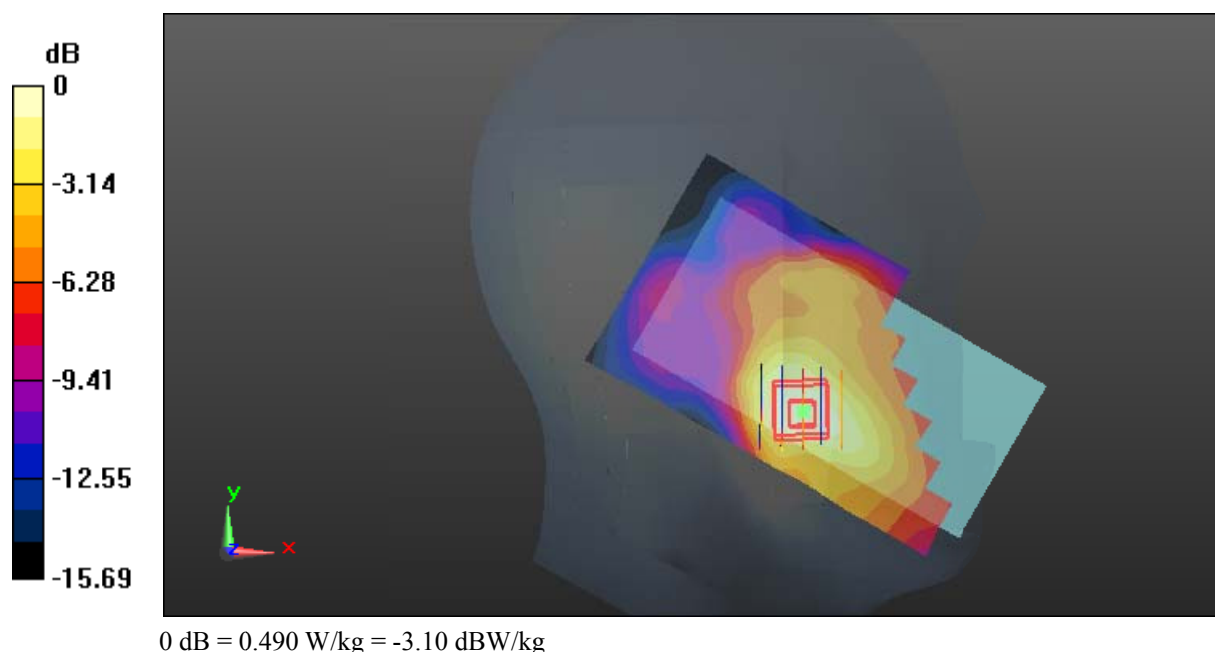
Zoom Scan (5x5x7)/Cube 0: Measurement grid: dx=8mm, dy=8mm, dz=5mm

Reference Value = 5.323 V/m; Power Drift = -0.05 dB

Peak SAR (extrapolated) = 0.797 W/kg

SAR(1 g) = 0.448 W/kg; SAR(10 g) = 0.257 W/kg

Maximum value of SAR (measured) = 0.490 W/kg



Test Plot 96#: LTE Band 7_Head Left Cheek_Middle_50%RB**DUT: Smart Phone; Type: GRAND M3; Serial: 18020600121**

Communication System: Generic FDD-LTE; Frequency: 2535 MHz; Duty Cycle: 1:1
Medium parameters used: $f = 2535$ MHz; $\sigma = 1.9$ S/m; $\epsilon_r = 38.997$; $\rho = 1000$ kg/m³ ;
Phantom section: Left Section

DASY5 Configuration:

- Probe: ES3DV2 - SN3019; ConvF(4.41, 4.41, 4.41); Calibrated: 2017/10/30;
- Sensor-Surface: 4mm (Mechanical Surface Detection)
- Electronics: DAE4 Sn772; Calibrated: 2017/10/9
- Phantom: Twin SAM; Type: Twin SAM V5.0; Serial: 1412
- Measurement SW: DASY52, Version 52.8 (8);

Area Scan (141x81x1): Interpolated grid: dx=1.200 mm, dy=1.200 mm

Maximum value of SAR (interpolated) = 0.374 W/kg

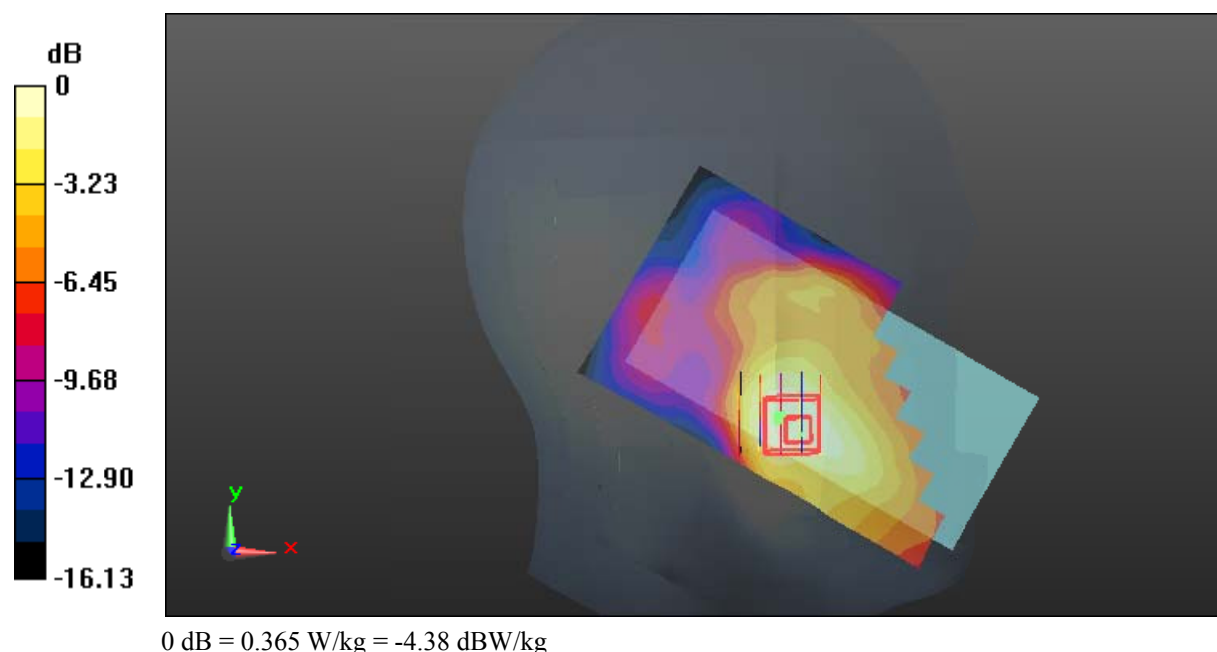
Zoom Scan (5x5x7)/Cube 0: Measurement grid: dx=8mm, dy=8mm, dz=5mm

Reference Value = 4.582 V/m; Power Drift = 0.19 dB

Peak SAR (extrapolated) = 0.603 W/kg

SAR(1 g) = 0.336 W/kg; SAR(10 g) = 0.197 W/kg

Maximum value of SAR (measured) = 0.365 W/kg



Test Plot 97#: LTE Band 7_Head Left Tilt_Middle_1RB**DUT: Smart Phone; Type: GRAND M3; Serial: 18020600121**

Communication System: Generic FDD-LTE; Frequency: 2535 MHz; Duty Cycle: 1:1
Medium parameters used: $f = 2535$ MHz; $\sigma = 1.9$ S/m; $\epsilon_r = 38.997$; $\rho = 1000$ kg/m³ ;
Phantom section: Left Section

DASY5 Configuration:

- Probe: ES3DV2 - SN3019; ConvF(4.41, 4.41, 4.41); Calibrated: 2017/10/30;
- Sensor-Surface: 4mm (Mechanical Surface Detection)
- Electronics: DAE4 Sn772; Calibrated: 2017/10/9
- Phantom: Twin SAM; Type: Twin SAM V5.0; Serial: 1412
- Measurement SW: DASY52, Version 52.8 (8);

Area Scan (141x81x1): Interpolated grid: dx=1.200 mm, dy=1.200 mm

Maximum value of SAR (interpolated) = 0.148 W/kg

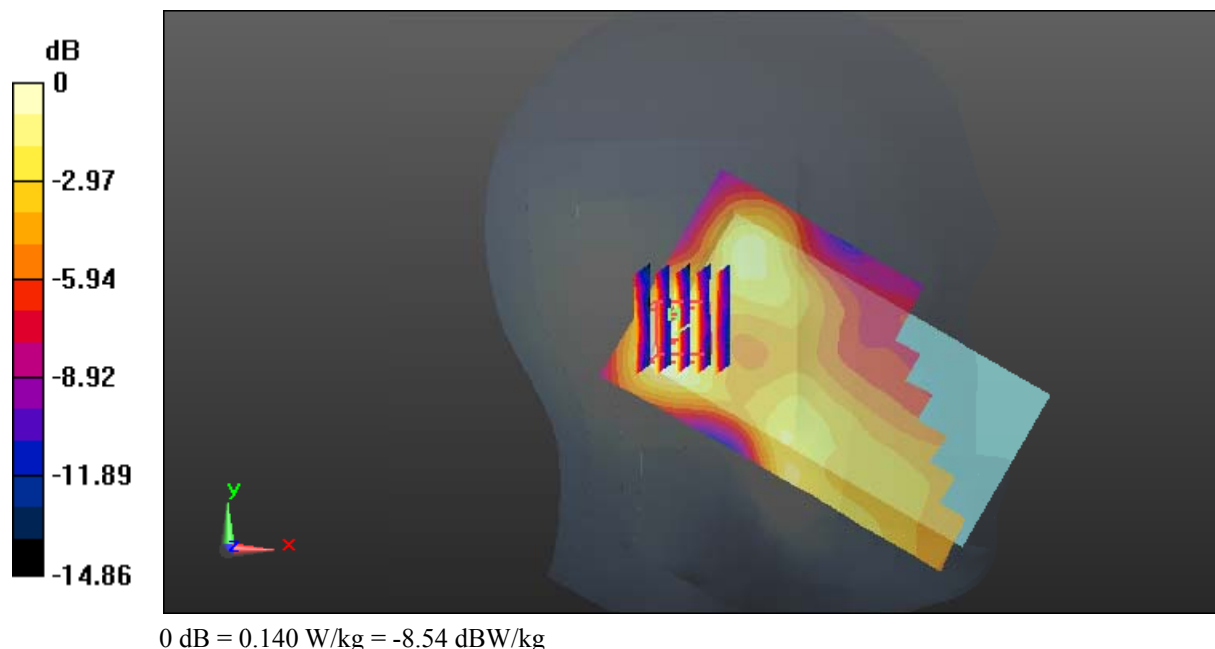
Zoom Scan (5x6x7)/Cube 0: Measurement grid: dx=8mm, dy=8mm, dz=5mm

Reference Value = 6.133 V/m; Power Drift = 0.19 dB

Peak SAR (extrapolated) = 0.235 W/kg

SAR(1 g) = 0.129 W/kg; SAR(10 g) = 0.070 W/kg

Maximum value of SAR (measured) = 0.140 W/kg



Test Plot 98#: LTE Band 7_Head Left Tilt_Middle_50%RB**DUT: Smart Phone; Type: GRAND M3; Serial: 18020600121**

Communication System: Generic FDD-LTE; Frequency: 2535 MHz; Duty Cycle: 1:1
Medium parameters used: $f = 2535$ MHz; $\sigma = 1.9$ S/m; $\epsilon_r = 38.997$; $\rho = 1000$ kg/m³ ;
Phantom section: Left Section

DASY5 Configuration:

- Probe: ES3DV2 - SN3019; ConvF(4.41, 4.41, 4.41); Calibrated: 2017/10/30;
- Sensor-Surface: 4mm (Mechanical Surface Detection)
- Electronics: DAE4 Sn772; Calibrated: 2017/10/9
- Phantom: Twin SAM; Type: Twin SAM V5.0; Serial: 1412
- Measurement SW: DASY52, Version 52.8 (8);

Area Scan (141x81x1): Interpolated grid: dx=1.200 mm, dy=1.200 mm

Maximum value of SAR (interpolated) = 0.114 W/kg

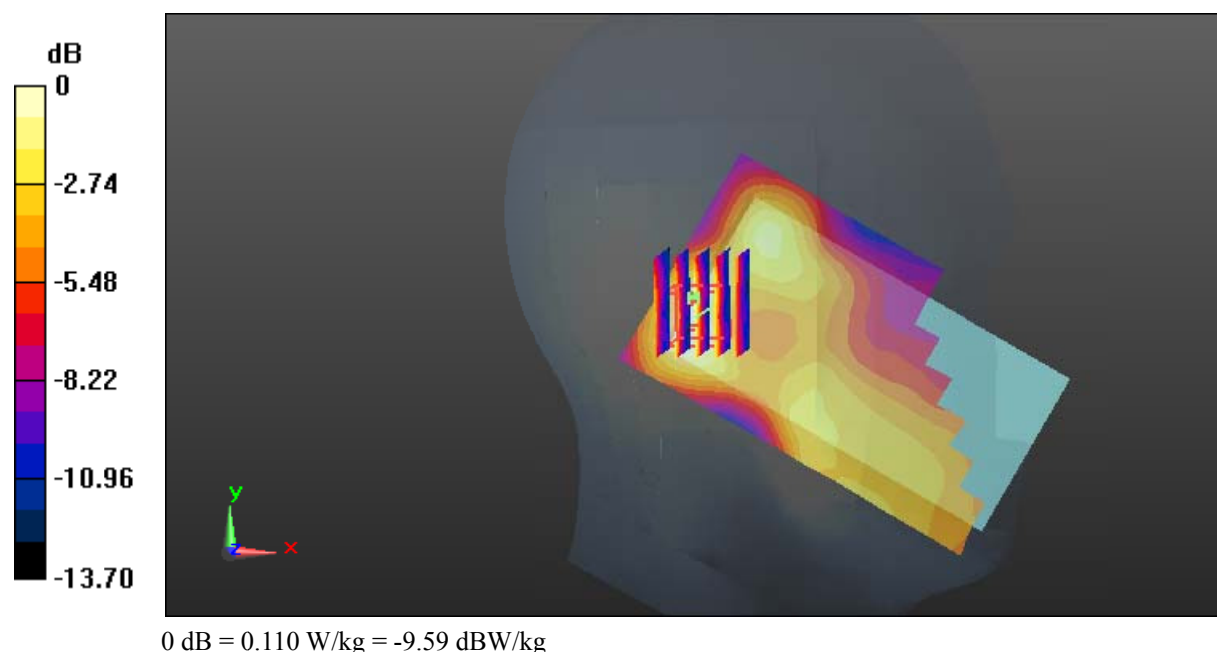
Zoom Scan (5x6x7)/Cube 0: Measurement grid: dx=8mm, dy=8mm, dz=5mm

Reference Value = 5.479 V/m; Power Drift = 0.06 dB

Peak SAR (extrapolated) = 0.193 W/kg

SAR(1 g) = 0.102 W/kg; SAR(10 g) = 0.055 W/kg

Maximum value of SAR (measured) = 0.110 W/kg



Test Plot 99#: LTE Band 7_Head Right Cheek_Middle_1RB**DUT: Smart Phone; Type: GRAND M3; Serial: 18020600121**

Communication System: Generic FDD-LTE; Frequency: 2535 MHz; Duty Cycle: 1:1
Medium parameters used: $f = 2535$ MHz; $\sigma = 1.9$ S/m; $\epsilon_r = 38.997$; $\rho = 1000$ kg/m³ ;
Phantom section: Right Section

DASY5 Configuration:

- Probe: ES3DV2 - SN3019; ConvF(4.41, 4.41, 4.41); Calibrated: 2017/10/30;
- Sensor-Surface: 4mm (Mechanical Surface Detection)
- Electronics: DAE4 Sn772; Calibrated: 2017/10/9
- Phantom: Twin SAM; Type: Twin SAM V5.0; Serial: 1412
- Measurement SW: DASY52, Version 52.8 (8);

Area Scan (141x81x1): Interpolated grid: dx=1.200 mm, dy=1.200 mm

Maximum value of SAR (interpolated) = 0.300 W/kg

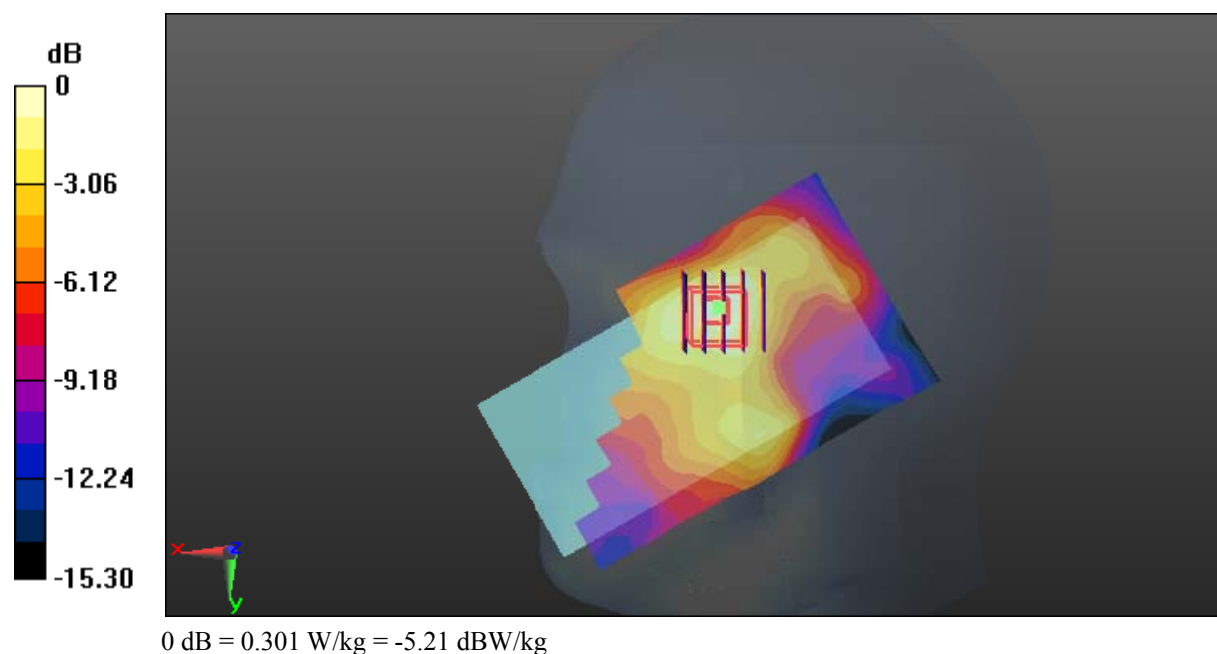
Zoom Scan (5x5x7)/Cube 0: Measurement grid: dx=8mm, dy=8mm, dz=5mm

Reference Value = 6.058 V/m; Power Drift = -0.14 dB

Peak SAR (extrapolated) = 0.519 W/kg

SAR(1 g) = 0.276 W/kg; SAR(10 g) = 0.153 W/kg

Maximum value of SAR (measured) = 0.301 W/kg



Test Plot 100#: LTE Band 7_Head Right Cheek_Middle_50%RB**DUT: Smart Phone; Type: GRAND M3; Serial: 18020600121**

Communication System: Generic FDD-LTE; Frequency: 2535 MHz; Duty Cycle: 1:1
Medium parameters used: $f = 2535$ MHz; $\sigma = 1.9$ S/m; $\epsilon_r = 38.997$; $\rho = 1000$ kg/m³ ;
Phantom section: Right Section

DASY5 Configuration:

- Probe: ES3DV2 - SN3019; ConvF(4.41, 4.41, 4.41); Calibrated: 2017/10/30;
- Sensor-Surface: 4mm (Mechanical Surface Detection)
- Electronics: DAE4 Sn772; Calibrated: 2017/10/9
- Phantom: Twin SAM; Type: Twin SAM V5.0; Serial: 1412
- Measurement SW: DASY52, Version 52.8 (8);

Area Scan (141x81x1): Interpolated grid: dx=1.200 mm, dy=1.200 mm

Maximum value of SAR (interpolated) = 0.233 W/kg

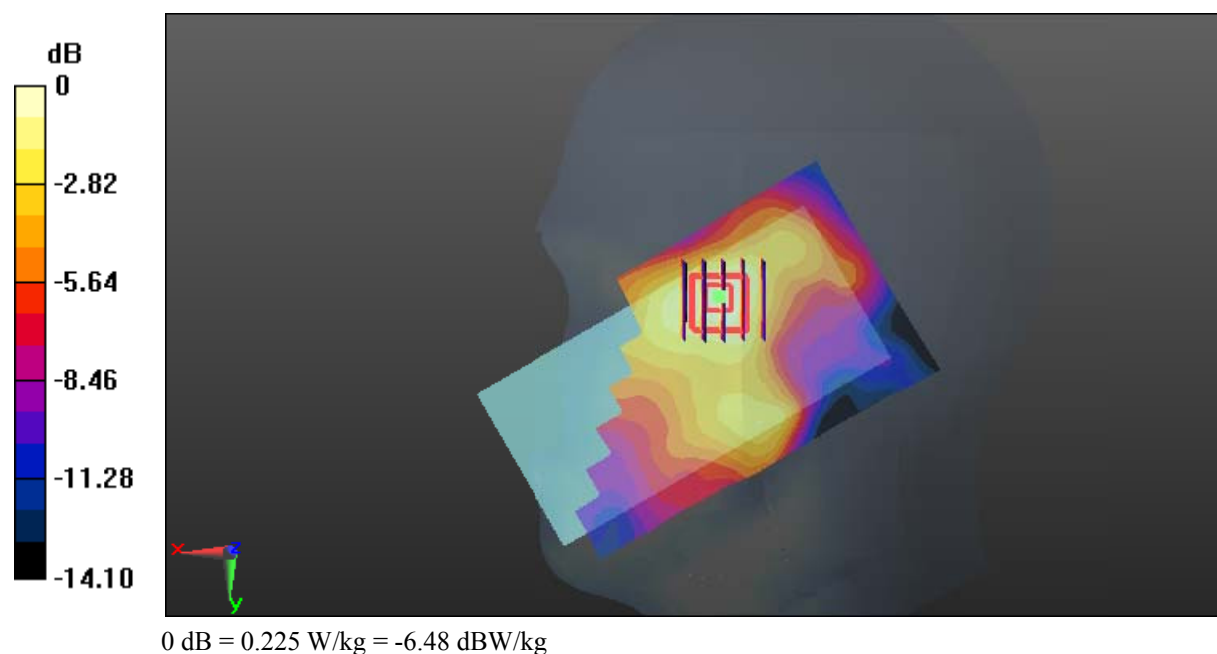
Zoom Scan (5x5x7)/Cube 0: Measurement grid: dx=8mm, dy=8mm, dz=5mm

Reference Value = 5.097 V/m; Power Drift = -0.11 dB

Peak SAR (extrapolated) = 0.367 W/kg

SAR(1 g) = 0.206 W/kg; SAR(10 g) = 0.116 W/kg

Maximum value of SAR (measured) = 0.225 W/kg



Test Plot 101#: LTE Band 7_Head Right Tilt_Middle_1RB**DUT: Smart Phone; Type: GRAND M3; Serial: 18020600121**

Communication System: Generic FDD-LTE; Frequency: 2535 MHz; Duty Cycle: 1:1
Medium parameters used: $f = 2535$ MHz; $\sigma = 1.9$ S/m; $\epsilon_r = 38.997$; $\rho = 1000$ kg/m³ ;
Phantom section: Right Section

DASY5 Configuration:

- Probe: ES3DV2 - SN3019; ConvF(4.41, 4.41, 4.41); Calibrated: 2017/10/30;
- Sensor-Surface: 4mm (Mechanical Surface Detection)
- Electronics: DAE4 Sn772; Calibrated: 2017/10/9
- Phantom: Twin SAM; Type: Twin SAM V5.0; Serial: 1412
- Measurement SW: DASY52, Version 52.8 (8);

Area Scan (141x81x1): Interpolated grid: dx=1.200 mm, dy=1.200 mm

Maximum value of SAR (interpolated) = 0.200 W/kg


Zoom Scan (5x5x7)/Cube 0: Measurement grid: dx=8mm, dy=8mm, dz=5mm

Reference Value = 6.245 V/m; Power Drift = 0.17 dB

Peak SAR (extrapolated) = 0.377 W/kg

SAR(1 g) = 0.184 W/kg; SAR(10 g) = 0.096 W/kg

Maximum value of SAR (measured) = 0.199 W/kg



Test Plot 102#: LTE Band 7_Head Right Tilt_Middle_50%RB**DUT: Smart Phone; Type: GRAND M3; Serial: 18020600121**

Communication System: Generic FDD-LTE; Frequency: 2535 MHz; Duty Cycle: 1:1
Medium parameters used: $f = 2535$ MHz; $\sigma = 1.9$ S/m; $\epsilon_r = 38.997$; $\rho = 1000$ kg/m³ ;
Phantom section: Right Section

DASY5 Configuration:

- Probe: ES3DV2 - SN3019; ConvF(4.41, 4.41, 4.41); Calibrated: 2017/10/30;
- Sensor-Surface: 4mm (Mechanical Surface Detection)
- Electronics: DAE4 Sn772; Calibrated: 2017/10/9
- Phantom: Twin SAM; Type: Twin SAM V5.0; Serial: 1412
- Measurement SW: DASY52, Version 52.8 (8);

Area Scan (141x81x1): Interpolated grid: dx=1.200 mm, dy=1.200 mm

Maximum value of SAR (interpolated) = 0.155 W/kg


Zoom Scan (5x5x7)/Cube 0: Measurement grid: dx=8mm, dy=8mm, dz=5mm

Reference Value = 5.593 V/m; Power Drift = 0.04 dB

Peak SAR (extrapolated) = 0.273 W/kg

SAR(1 g) = 0.140 W/kg; SAR(10 g) = 0.074 W/kg

Maximum value of SAR (measured) = 0.155 W/kg



Test Plot 103#: LTE Band 7_Body Back_Middle_1RB**DUT: Smart Phone; Type: GRAND M3; Serial: 18020600121**

Communication System: Generic FDD-LTE; Frequency: 2535 MHz; Duty Cycle: 1:1
Medium parameters used: $f = 2535$ MHz; $\sigma = 2.108$ S/m; $\epsilon_r = 52.647$; $\rho = 1000$ kg/m³ ;
Phantom section: Center Section

DASY5 Configuration:

- Probe: ES3DV2 - SN3019; ConvF(4.05, 4.05, 4.05); Calibrated: 2017/10/30;
- Sensor-Surface: 4mm (Mechanical Surface Detection)
- Electronics: DAE4 Sn772; Calibrated: 2017/10/9
- Phantom: Triple Flat Phantom 5.1C; Type: QD 000 P51 CA; Serial: 1130
- Measurement SW: DASY52, Version 52.8 (8);

Area Scan (141x81x1): Interpolated grid: dx=1.200 mm, dy=1.200 mm

Maximum value of SAR (interpolated) = 0.526 W/kg

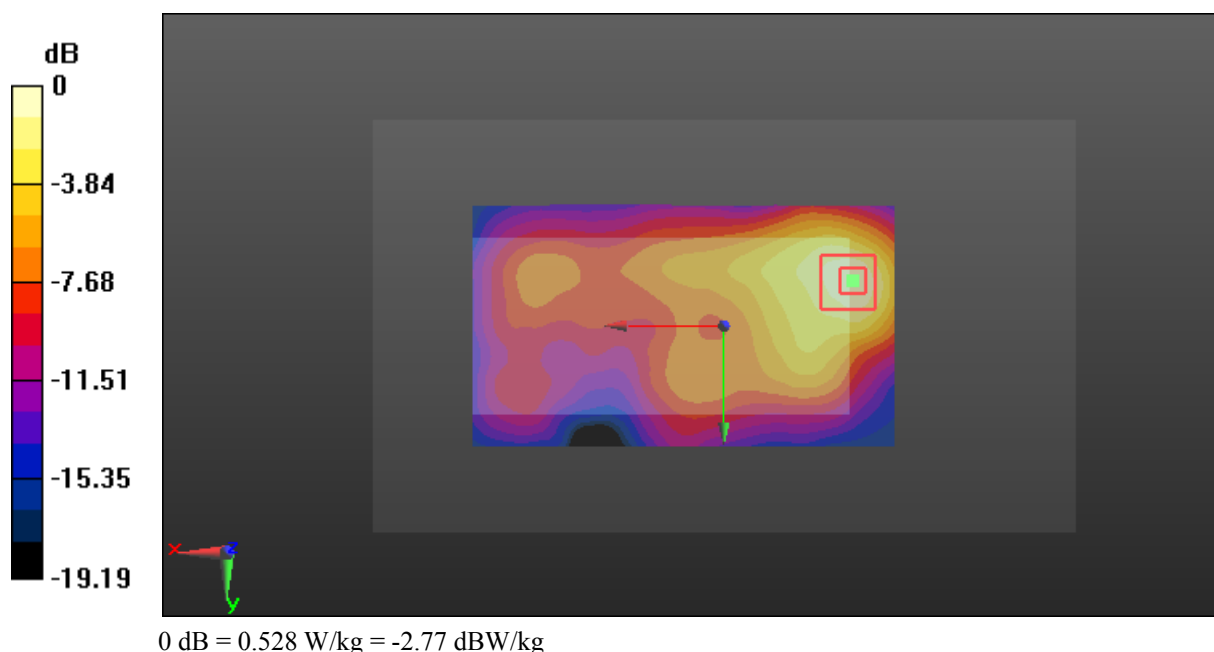
Zoom Scan (5x5x7)/Cube 0: Measurement grid: dx=8mm, dy=8mm, dz=5mm

Reference Value = 6.613 V/m; Power Drift = 0.05 dB

Peak SAR (extrapolated) = 1.23 W/kg

SAR(1 g) = 0.488 W/kg; SAR(10 g) = 0.229 W/kg

Maximum value of SAR (measured) = 0.528 W/kg



Test Plot 104#: LTE Band 7_Body Back_Middle_50%RB**DUT: Smart Phone; Type: GRAND M3; Serial: 18020600121**

Communication System: Generic FDD-LTE; Frequency: 2535 MHz; Duty Cycle: 1:1
Medium parameters used: $f = 2535$ MHz; $\sigma = 2.108$ S/m; $\epsilon_r = 52.647$; $\rho = 1000$ kg/m³ ;
Phantom section: Center Section

DASY5 Configuration:

- Probe: ES3DV2 - SN3019; ConvF(4.05, 4.05, 4.05); Calibrated: 2017/10/30;
- Sensor-Surface: 4mm (Mechanical Surface Detection)
- Electronics: DAE4 Sn772; Calibrated: 2017/10/9
- Phantom: Triple Flat Phantom 5.1C; Type: QD 000 P51 CA; Serial: 1130
- Measurement SW: DASY52, Version 52.8 (8);

Area Scan (141x81x1): Interpolated grid: dx=1.200 mm, dy=1.200 mm

Maximum value of SAR (interpolated) = 0.411 W/kg

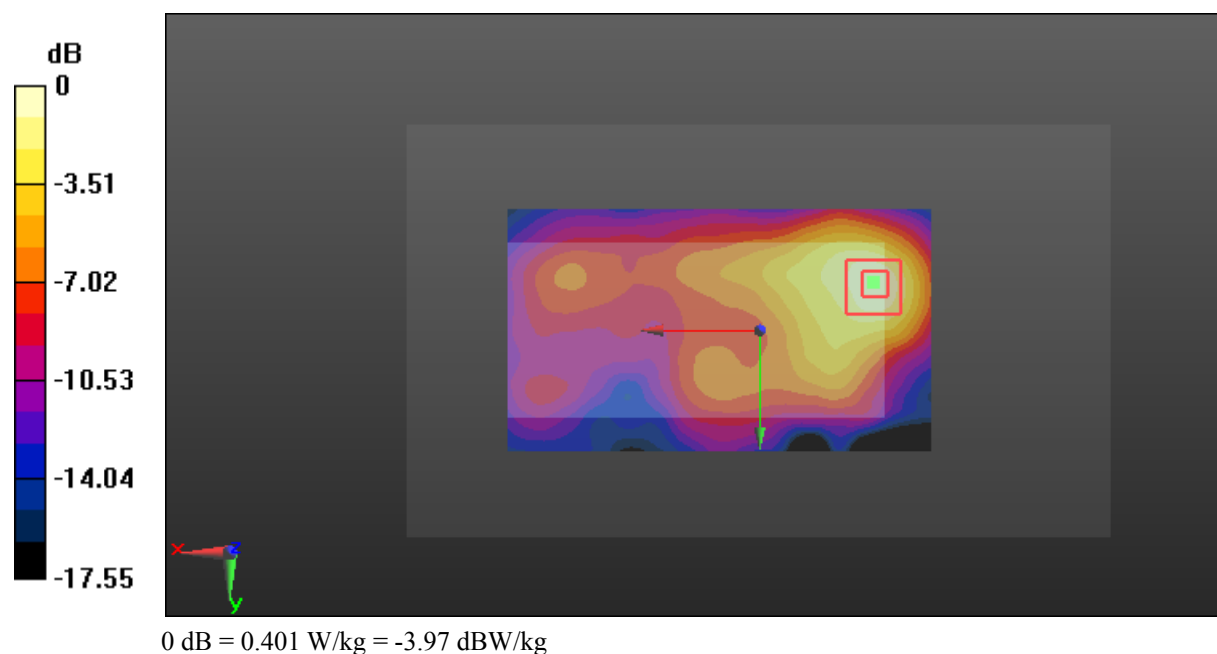
Zoom Scan (5x5x7)/Cube 0: Measurement grid: dx=8mm, dy=8mm, dz=5mm

Reference Value = 6.109 V/m; Power Drift = 0.14 dB

Peak SAR (extrapolated) = 0.830 W/kg

SAR(1 g) = 0.363 W/kg; SAR(10 g) = 0.168 W/kg

Maximum value of SAR (measured) = 0.401 W/kg



Test Plot 105#: LTE Band 7_Body Left_Middle_1RB**DUT: Smart Phone; Type: GRAND M3; Serial: 18020600121**

Communication System: Generic FDD-LTE; Frequency: 2535 MHz; Duty Cycle: 1:1
Medium parameters used: $f = 2535$ MHz; $\sigma = 2.108$ S/m; $\epsilon_r = 52.647$; $\rho = 1000$ kg/m³ ;
Phantom section: Center Section

DASY5 Configuration:

- Probe: ES3DV2 - SN3019; ConvF(4.05, 4.05, 4.05); Calibrated: 2017/10/30;
- Sensor-Surface: 4mm (Mechanical Surface Detection)
- Electronics: DAE4 Sn772; Calibrated: 2017/10/9
- Phantom: Triple Flat Phantom 5.1C; Type: QD 000 P51 CA; Serial: 1130
- Measurement SW: DASY52, Version 52.8 (8);

Area Scan (141x61x1): Interpolated grid: dx=1.200 mm, dy=1.200 mm

Maximum value of SAR (interpolated) = 0.441 W/kg


Zoom Scan (5x5x7)/Cube 0: Measurement grid: dx=8mm, dy=8mm, dz=5mm

Reference Value = 10.90 V/m; Power Drift = 0.03 dB

Peak SAR (extrapolated) = 1.00 W/kg

SAR(1 g) = 0.395 W/kg; SAR(10 g) = 0.186 W/kg

Maximum value of SAR (measured) = 0.415 W/kg



Test Plot 106#: LTE Band 7_Body Left_Middle_50%RB

DUT: Smart Phone; Type: GRAND M3; Serial: 18020600121

Communication System: Generic FDD-LTE; Frequency: 2535 MHz; Duty Cycle: 1:1
 Medium parameters used: $f = 2535 \text{ MHz}$; $\sigma = 2.108 \text{ S/m}$; $\epsilon_r = 52.647$; $\rho = 1000 \text{ kg/m}^3$;
 Phantom section: Center Section

DASY5 Configuration:

- Probe: ES3DV2 - SN3019; ConvF(4.05, 4.05, 4.05); Calibrated: 2017/10/30;
- Sensor-Surface: 4mm (Mechanical Surface Detection)
- Electronics: DAE4 Sn772; Calibrated: 2017/10/9
- Phantom: Triple Flat Phantom 5.1C; Type: QD 000 P51 CA; Serial: 1130
- Measurement SW: DASY52, Version 52.8 (8);

Area Scan (141x61x1): Interpolated grid: $dx=1.200 \text{ mm}$, $dy=1.200 \text{ mm}$

Maximum value of SAR (interpolated) = 0.331 W/kg


Zoom Scan (5x5x7)/Cube 0: Measurement grid: $dx=8\text{mm}$, $dy=8\text{mm}$, $dz=5\text{mm}$

Reference Value = 9.807 V/m; Power Drift = -0.04 dB

Peak SAR (extrapolated) = 0.681 W/kg

SAR(1 g) = 0.290 W/kg; SAR(10 g) = 0.135 W/kg

Maximum value of SAR (measured) = 0.313 W/kg



Test Plot 107#: LTE Band 7_Body Right_Middle_1RB**DUT: Smart Phone; Type: GRAND M3; Serial: 18020600121**

Communication System: Generic FDD-LTE; Frequency: 2535 MHz; Duty Cycle: 1:1
Medium parameters used: $f = 2535$ MHz; $\sigma = 2.108$ S/m; $\epsilon_r = 52.647$; $\rho = 1000$ kg/m³ ;
Phantom section: Center Section

DASY5 Configuration:

- Probe: ES3DV2 - SN3019; ConvF(4.05, 4.05, 4.05); Calibrated: 2017/10/30;
- Sensor-Surface: 4mm (Mechanical Surface Detection)
- Electronics: DAE4 Sn772; Calibrated: 2017/10/9
- Phantom: Triple Flat Phantom 5.1C; Type: QD 000 P51 CA; Serial: 1130
- Measurement SW: DASY52, Version 52.8 (8);

Area Scan (141x61x1): Interpolated grid: dx=1.200 mm, dy=1.200 mm

Maximum value of SAR (interpolated) = 0.0658 W/kg


Zoom Scan (6x7x7)/Cube 0: Measurement grid: dx=8mm, dy=8mm, dz=5mm

Reference Value = 4.313 V/m; Power Drift = 0.09 dB

Peak SAR (extrapolated) = 0.0580 W/kg

SAR(1 g) = 0.0091 W/kg; SAR(10 g) = 0.00381 W/kg

Maximum value of SAR (measured) = 0.0445 W/kg



Test Plot 108#: LTE Band 7_Body Right_Middle_50%RB**DUT: Smart Phone; Type: GRAND M3; Serial: 18020600121**

Communication System: Generic FDD-LTE; Frequency: 2535 MHz; Duty Cycle: 1:1
Medium parameters used: $f = 2535$ MHz; $\sigma = 2.108$ S/m; $\epsilon_r = 52.647$; $\rho = 1000$ kg/m³ ;
Phantom section: Center Section

DASY5 Configuration:

- Probe: ES3DV2 - SN3019; ConvF(4.05, 4.05, 4.05); Calibrated: 2017/10/30;
- Sensor-Surface: 4mm (Mechanical Surface Detection)
- Electronics: DAE4 Sn772; Calibrated: 2017/10/9
- Phantom: Triple Flat Phantom 5.1C; Type: QD 000 P51 CA; Serial: 1130
- Measurement SW: DASY52, Version 52.8 (8);

Area Scan (141x61x1): Interpolated grid: dx=1.200 mm, dy=1.200 mm

Maximum value of SAR (interpolated) = 0.0388 W/kg


Zoom Scan (5x5x7)/Cube 0: Measurement grid: dx=8mm, dy=8mm, dz=5mm

Reference Value = 3.763 V/m; Power Drift = -0.14 dB

Peak SAR (extrapolated) = 0.101 W/kg

SAR(1 g) = 0.037 W/kg; SAR(10 g) = 0.013 W/kg

Maximum value of SAR (measured) = 0.0370 W/kg



Test Plot 109#: LTE Band 7_Body Bottom_Low_1RB**DUT: Smart Phone; Type: GRAND M3; Serial: 18020600121**

Communication System: Generic FDD-LTE; Frequency: 2510 MHz; Duty Cycle: 1:1
Medium parameters used: $f = 2510$ MHz; $\sigma = 1.982$ S/m; $\epsilon_r = 53.273$; $\rho = 1000$ kg/m³ ;
Phantom section: Center Section

DASY5 Configuration:

- Probe: ES3DV2 - SN3019; ConvF(4.05, 4.05, 4.05); Calibrated: 2017/10/30;
- Sensor-Surface: 4mm (Mechanical Surface Detection)
- Electronics: DAE4 Sn772; Calibrated: 2017/10/9
- Phantom: Triple Flat Phantom 5.1C; Type: QD 000 P51 CA; Serial: 1130
- Measurement SW: DASY52, Version 52.8 (8);

Area Scan (51x101x1): Interpolated grid: dx=1.200 mm, dy=1.200 mm

Maximum value of SAR (interpolated) = 0.900 W/kg

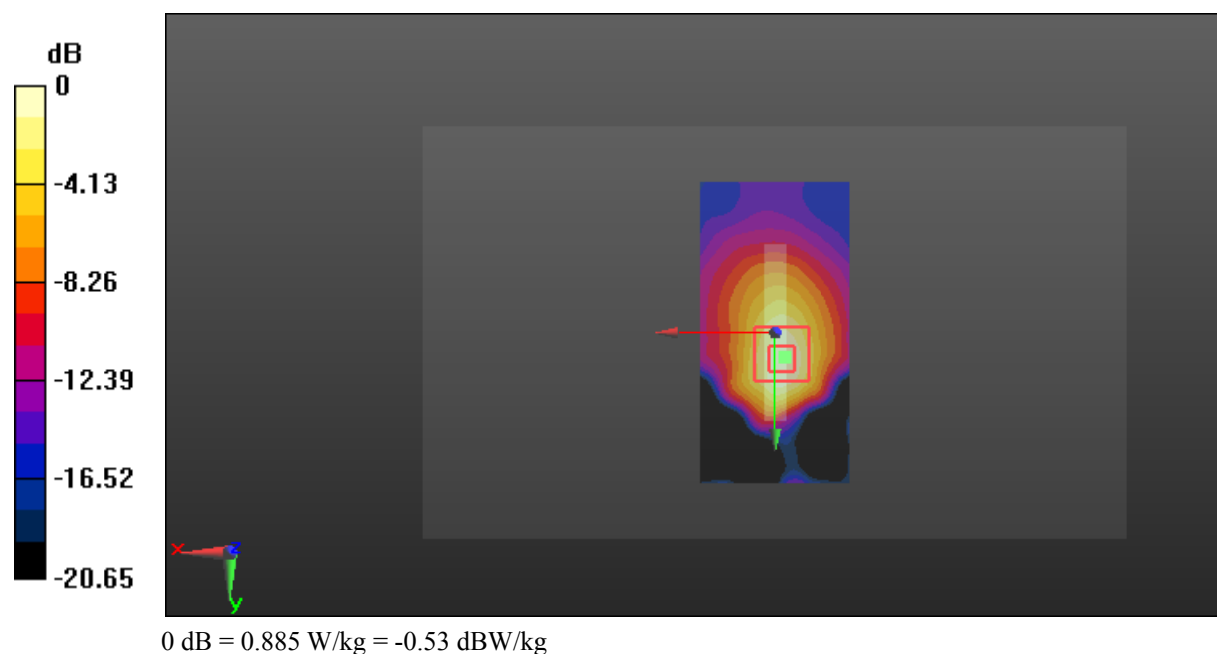
Zoom Scan (5x5x7)/Cube 0: Measurement grid: dx=8mm, dy=8mm, dz=5mm

Reference Value = 18.09 V/m; Power Drift = -0.01 dB

Peak SAR (extrapolated) = 2.29 W/kg

SAR(1 g) = 0.822 W/kg; SAR(10 g) = 0.348 W/kg

Maximum value of SAR (measured) = 0.885 W/kg



Test Plot 110#: LTE Band 7_Body Bottom_Middle_1RB**DUT: Smart Phone; Type: GRAND M3; Serial: 18020600121**

Communication System: Generic FDD-LTE; Frequency: 2535 MHz; Duty Cycle: 1:1
Medium parameters used: $f = 2535$ MHz; $\sigma = 2.108$ S/m; $\epsilon_r = 52.647$; $\rho = 1000$ kg/m³ ;
Phantom section: Center Section

DASY5 Configuration:

- Probe: ES3DV2 - SN3019; ConvF(4.05, 4.05, 4.05); Calibrated: 2017/10/30;
- Sensor-Surface: 4mm (Mechanical Surface Detection)
- Electronics: DAE4 Sn772; Calibrated: 2017/10/9
- Phantom: Triple Flat Phantom 5.1C; Type: QD 000 P51 CA; Serial: 1130
- Measurement SW: DASY52, Version 52.8 (8);

Area Scan (51x101x1): Interpolated grid: dx=1.200 mm, dy=1.200 mm

Maximum value of SAR (interpolated) = 0.928 W/kg

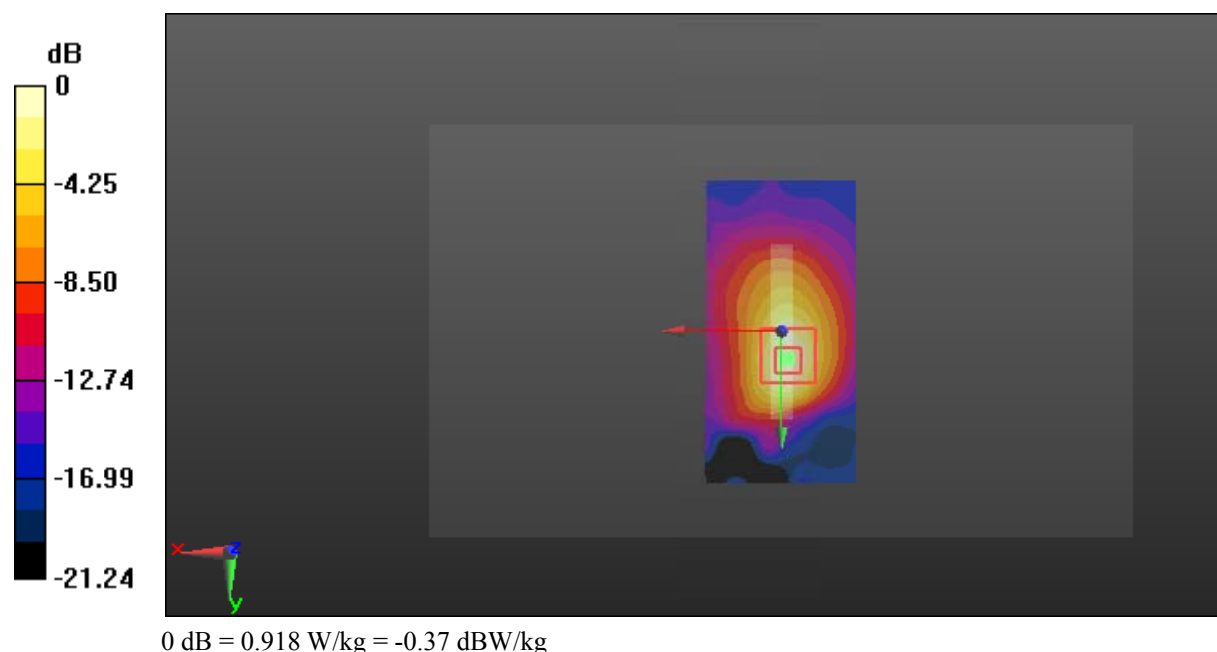
Zoom Scan (5x5x7)/Cube 0: Measurement grid: dx=8mm, dy=8mm, dz=5mm

Reference Value = 17.67 V/m; Power Drift = 0.12 dB

Peak SAR (extrapolated) = 2.35 W/kg

SAR(1 g) = 0.846 W/kg; SAR(10 g) = 0.354 W/kg

Maximum value of SAR (measured) = 0.918 W/kg



Test Plot 111#: LTE Band 7_Body Bottom_High_1RB**DUT: Smart Phone; Type: GRAND M3; Serial: 18020600121**

Communication System: Generic FDD-LTE; Frequency: 2560 MHz; Duty Cycle: 1:1
Medium parameters used: $f = 2560$ MHz; $\sigma = 2.124$ S/m; $\epsilon_r = 53.124$; $\rho = 1000$ kg/m³ ;
Phantom section: Center Section

DASY5 Configuration:

- Probe: ES3DV2 - SN3019; ConvF(3.82, 3.82, 3.82); Calibrated: 2017/10/30;
- Sensor-Surface: 4mm (Mechanical Surface Detection)
- Electronics: DAE4 Sn772; Calibrated: 2017/10/9
- Phantom: Triple Flat Phantom 5.1C; Type: QD 000 P51 CA; Serial: 1130
- Measurement SW: DASY52, Version 52.8 (8);

Area Scan (51x101x1): Interpolated grid: dx=1.200 mm, dy=1.200 mm

Maximum value of SAR (interpolated) = 1.07 W/kg

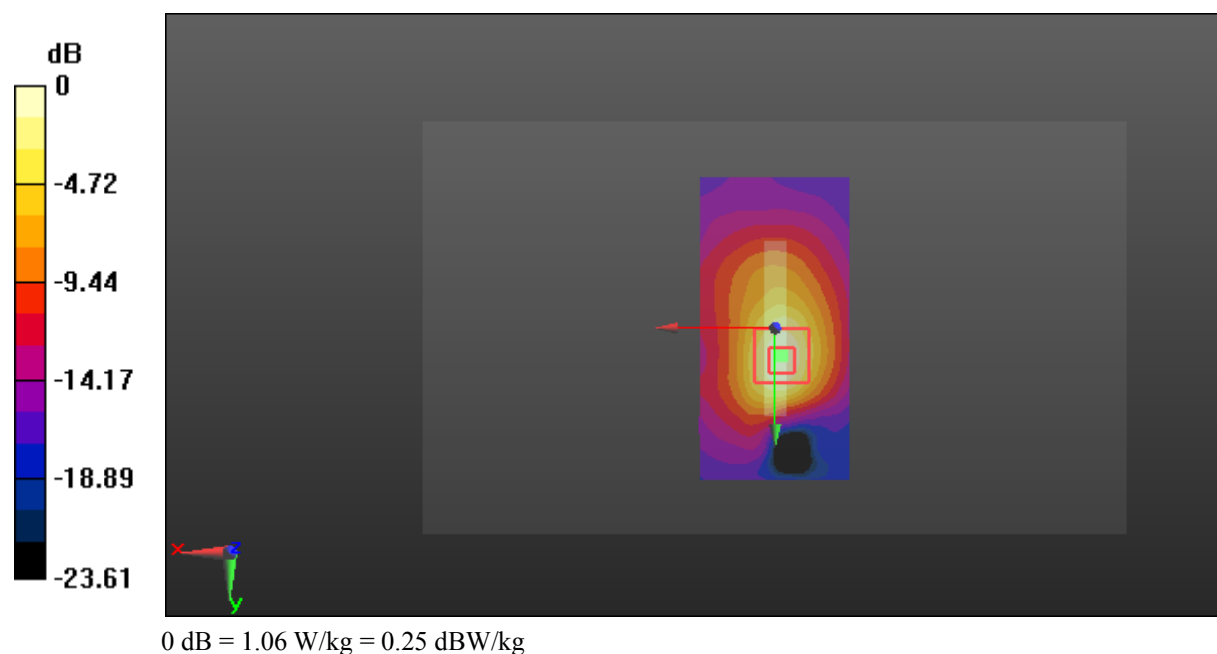
Zoom Scan (5x5x7)/Cube 0: Measurement grid: dx=8mm, dy=8mm, dz=5mm

Reference Value = 17.78 V/m; Power Drift = 0.11 dB

Peak SAR (extrapolated) = 2.61 W/kg

SAR(1 g) = 0.962 W/kg; SAR(10 g) = 0.394 W/kg

Maximum value of SAR (measured) = 1.06 W/kg



Test Plot 112#: LTE Band 7_Body Bottom_Middle_50%RB**DUT: Smart Phone; Type: GRAND M3; Serial: 18020600121**

Communication System: Generic FDD-LTE; Frequency: 2535 MHz; Duty Cycle: 1:1
Medium parameters used: $f = 2535$ MHz; $\sigma = 2.108$ S/m; $\epsilon_r = 52.647$; $\rho = 1000$ kg/m³ ;
Phantom section: Center Section

DASY5 Configuration:

- Probe: ES3DV2 - SN3019; ConvF(4.05, 4.05, 4.05); Calibrated: 2017/10/30;
- Sensor-Surface: 4mm (Mechanical Surface Detection)
- Electronics: DAE4 Sn772; Calibrated: 2017/10/9
- Phantom: Triple Flat Phantom 5.1C; Type: QD 000 P51 CA; Serial: 1130
- Measurement SW: DASY52, Version 52.8 (8);

Area Scan (51x101x1): Interpolated grid: dx=1.200 mm, dy=1.200 mm

Maximum value of SAR (interpolated) = 0.705 W/kg

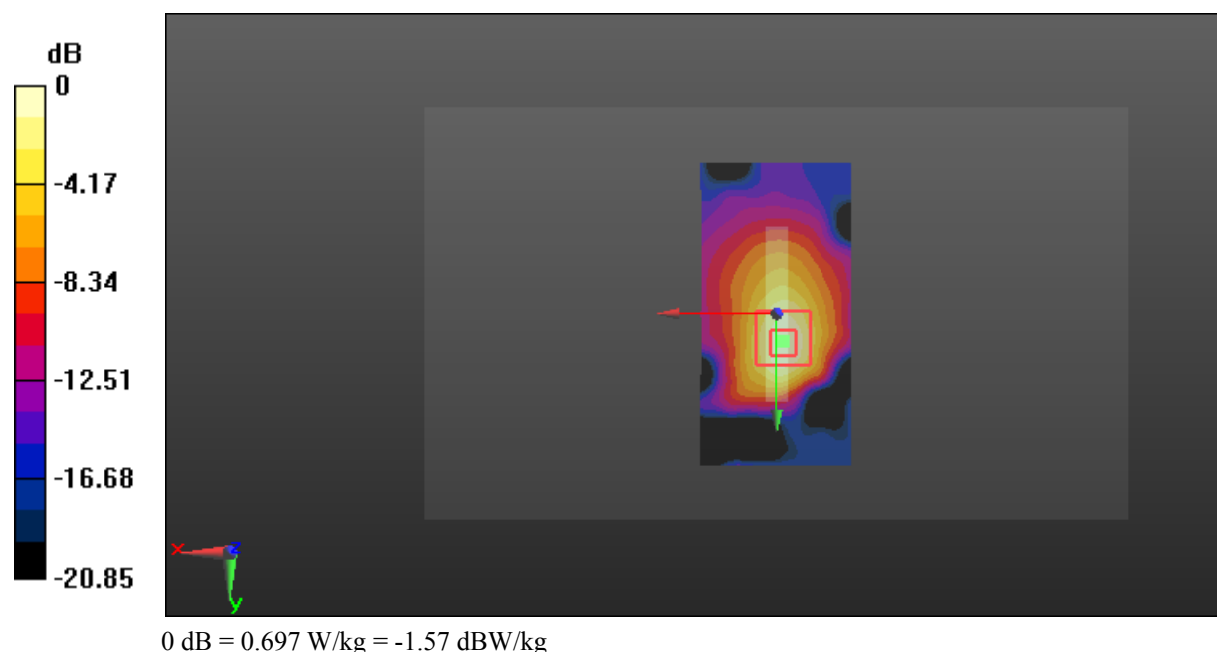
Zoom Scan (5x5x7)/Cube 0: Measurement grid: dx=8mm, dy=8mm, dz=5mm

Reference Value = 15.54 V/m; Power Drift = -0.00 dB

Peak SAR (extrapolated) = 1.81 W/kg

SAR(1 g) = 0.642 W/kg; SAR(10 g) = 0.269 W/kg

Maximum value of SAR (measured) = 0.697 W/kg



Test Plot 113#: LTE Band 12_Head Left Cheek_Middle_1RB**DUT: Smart Phone; Type: GRAND M3; Serial: 18020600121**

Communication System: Generic FDD-LTE; Frequency: 707.5 MHz; Duty Cycle: 1:1
Medium parameters used: $f = 707.5$ MHz; $\sigma = 0.886$ S/m; $\epsilon_r = 43.518$; $\rho = 1000$ kg/m³ ;
Phantom section: Left Section

DASY5 Configuration:

- Probe: ES3DV2 - SN3019; ConvF(6.57, 6.57, 6.57); Calibrated: 2017/10/30;
- Sensor-Surface: 4mm (Mechanical Surface Detection)
- Electronics: DAE4 Sn772; Calibrated: 2017/10/9
- Phantom: Twin SAM; Type: Twin SAM V5.0; Serial: 1412
- Measurement SW: DASY52, Version 52.8 (8);

Area Scan (111x61x1): Interpolated grid: dx=1.500 mm, dy=1.500 mm

Maximum value of SAR (interpolated) = 0.0144 W/kg

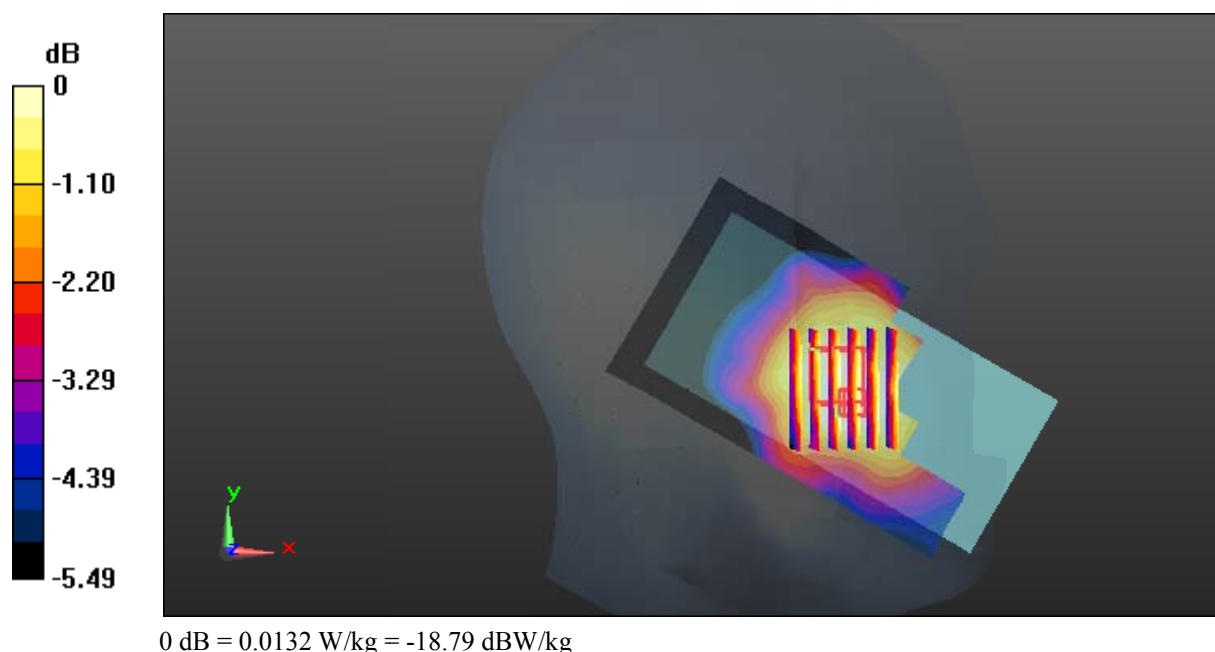
Zoom Scan (6x7x7)/Cube 0: Measurement grid: dx=8mm, dy=8mm, dz=5mm

Reference Value = 1.515 V/m; Power Drift = 0.13 dB

Peak SAR (extrapolated) = 0.0130 W/kg

SAR(1 g) = 0.012 W/kg; SAR(10 g) = 0.011 W/kg

Maximum value of SAR (measured) = 0.0132 W/kg



Test Plot 114#: LTE Band 12_Head Left Cheek_Middle_50%RB**DUT: Smart Phone; Type: GRAND M3; Serial: 18020600121**

Communication System: Generic FDD-LTE; Frequency: 707.5 MHz; Duty Cycle: 1:1
Medium parameters used: $f = 707.5$ MHz; $\sigma = 0.886$ S/m; $\epsilon_r = 43.518$; $\rho = 1000$ kg/m³ ;
Phantom section: Left Section

DASY5 Configuration:

- Probe: ES3DV2 - SN3019; ConvF(6.57, 6.57, 6.57); Calibrated: 2017/10/30;
- Sensor-Surface: 4mm (Mechanical Surface Detection)
- Electronics: DAE4 Sn772; Calibrated: 2017/10/9
- Phantom: Twin SAM; Type: Twin SAM V5.0; Serial: 1412
- Measurement SW: DASY52, Version 52.8 (8);

Area Scan (111x61x1): Interpolated grid: dx=1.500 mm, dy=1.500 mm

Maximum value of SAR (interpolated) = 0.00957 W/kg


Zoom Scan (6x6x7)/Cube 0: Measurement grid: dx=8mm, dy=8mm, dz=5mm

Reference Value = 1.320 V/m; Power Drift = 0.19 dB

Peak SAR (extrapolated) = 0.0110 W/kg

SAR(1 g) = 0.00957 W/kg; SAR(10 g) = 0.00831 W/kg

Maximum value of SAR (measured) = 0.0107 W/kg



Test Plot 115#: LTE Band 12_Head Left Tilt_Middle_1RB**DUT: Smart Phone; Type: GRAND M3; Serial: 18020600121**

Communication System: Generic FDD-LTE; Frequency: 707.5 MHz; Duty Cycle: 1:1
Medium parameters used: $f = 707.5$ MHz; $\sigma = 0.886$ S/m; $\epsilon_r = 43.518$; $\rho = 1000$ kg/m³ ;
Phantom section: Left Section

DASY5 Configuration:

- Probe: ES3DV2 - SN3019; ConvF(6.57, 6.57, 6.57); Calibrated: 2017/10/30;
- Sensor-Surface: 4mm (Mechanical Surface Detection)
- Electronics: DAE4 Sn772; Calibrated: 2017/10/9
- Phantom: Twin SAM; Type: Twin SAM V5.0; Serial: 1412
- Measurement SW: DASY52, Version 52.8 (8);

Area Scan (111x61x1): Interpolated grid: dx=1.500 mm, dy=1.500 mm

Maximum value of SAR (interpolated) = 0.00943 W/kg


Zoom Scan (7x7x7)/Cube 0: Measurement grid: dx=8mm, dy=8mm, dz=5mm

Reference Value = 1.812 V/m; Power Drift = 0.13 dB

Peak SAR (extrapolated) = 0.0290 W/kg

SAR(1 g) = 0.00966 W/kg; SAR(10 g) = 0.00721 W/kg

Maximum value of SAR (measured) = 0.0125 W/kg



Test Plot 116#: LTE Band 12_Head Left Tilt_Middle_50%RB**DUT: Smart Phone; Type: GRAND M3; Serial: 18020600121**

Communication System: Generic FDD-LTE; Frequency: 707.5 MHz; Duty Cycle: 1:1
Medium parameters used: $f = 707.5$ MHz; $\sigma = 0.886$ S/m; $\epsilon_r = 43.518$; $\rho = 1000$ kg/m³ ;
Phantom section: Left Section

DASY5 Configuration:

- Probe: ES3DV2 - SN3019; ConvF(6.57, 6.57, 6.57); Calibrated: 2017/10/30;
- Sensor-Surface: 4mm (Mechanical Surface Detection)
- Electronics: DAE4 Sn772; Calibrated: 2017/10/9
- Phantom: Twin SAM; Type: Twin SAM V5.0; Serial: 1412
- Measurement SW: DASY52, Version 52.8 (8);

Area Scan (111x61x1): Interpolated grid: dx=1.500 mm, dy=1.500 mm

Maximum value of SAR (interpolated) = 0.00672 W/kg


Zoom Scan (7x6x7)/Cube 0: Measurement grid: dx=8mm, dy=8mm, dz=5mm

Reference Value = 1.899 V/m; Power Drift = 0.13 dB

Peak SAR (extrapolated) = 0.00745 W/kg

SAR(1 g) = 0.00647 W/kg; SAR(10 g) = 0.00574 W/kg

Maximum value of SAR (measured) = 0.00745 W/kg



Test Plot 117#: LTE Band 12_Head Right Cheek_Middle_1RB**DUT: Smart Phone; Type: GRAND M3; Serial: 18020600121**

Communication System: Generic FDD-LTE; Frequency: 707.5 MHz; Duty Cycle: 1:1
Medium parameters used: $f = 707.5$ MHz; $\sigma = 0.886$ S/m; $\epsilon_r = 43.518$; $\rho = 1000$ kg/m³ ;
Phantom section: Right Section

DASY5 Configuration:

- Probe: ES3DV2 - SN3019; ConvF(6.57, 6.57, 6.57); Calibrated: 2017/10/30;
- Sensor-Surface: 4mm (Mechanical Surface Detection)
- Electronics: DAE4 Sn772; Calibrated: 2017/10/9
- Phantom: Twin SAM; Type: Twin SAM V5.0; Serial: 1412
- Measurement SW: DASY52, Version 52.8 (8);

Area Scan (111x61x1): Interpolated grid: dx=1.500 mm, dy=1.500 mm

Maximum value of SAR (interpolated) = 0.0138 W/kg

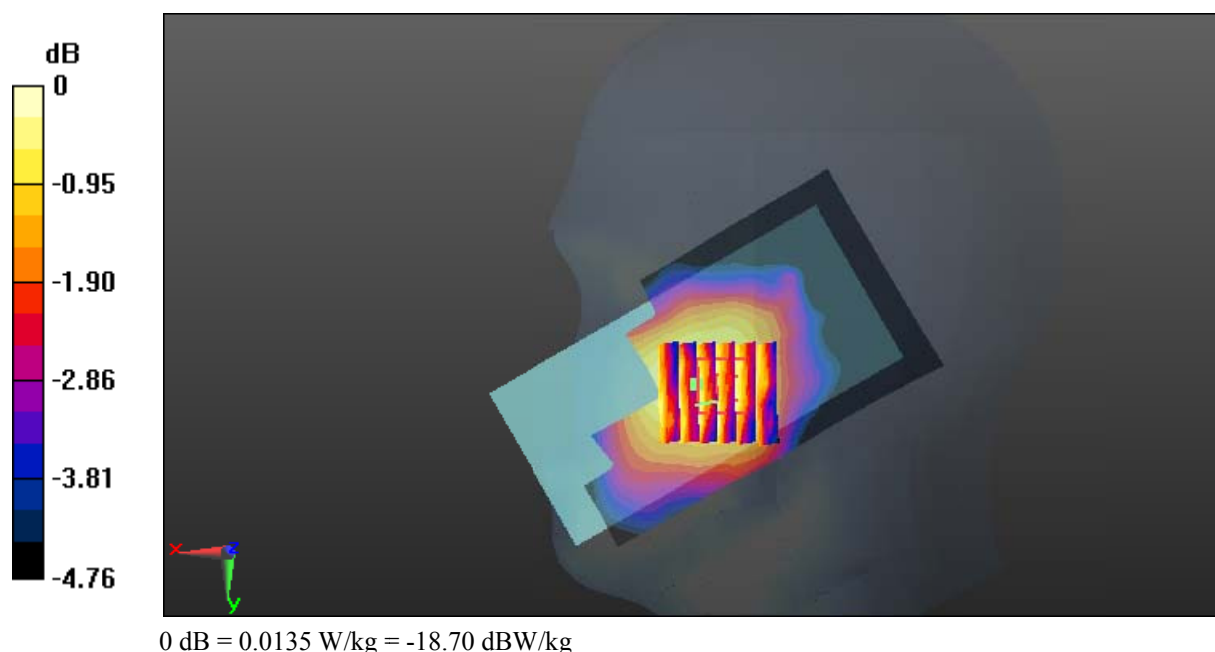
Zoom Scan (6x6x7)/Cube 0: Measurement grid: dx=8mm, dy=8mm, dz=5mm

Reference Value = 1.923 V/m; Power Drift = 0.19 dB

Peak SAR (extrapolated) = 0.0140 W/kg

SAR(1 g) = 0.013 W/kg; SAR(10 g) = 0.011 W/kg

Maximum value of SAR (measured) = 0.0135 W/kg



Test Plot 118#: LTE Band 12_Head Right Cheek_Middle_50%RB**DUT: Smart Phone; Type: GRAND M3; Serial: 18020600121**

Communication System: Generic FDD-LTE; Frequency: 707.5 MHz; Duty Cycle: 1:1
Medium parameters used: $f = 707.5$ MHz; $\sigma = 0.886$ S/m; $\epsilon_r = 43.518$; $\rho = 1000$ kg/m³ ;
Phantom section: Right Section

DASY5 Configuration:

- Probe: ES3DV2 - SN3019; ConvF(6.57, 6.57, 6.57); Calibrated: 2017/10/30;
- Sensor-Surface: 4mm (Mechanical Surface Detection)
- Electronics: DAE4 Sn772; Calibrated: 2017/10/9
- Phantom: Twin SAM; Type: Twin SAM V5.0; Serial: 1412
- Measurement SW: DASY52, Version 52.8 (8);

Area Scan (111x61x1): Interpolated grid: dx=1.500 mm, dy=1.500 mm

Maximum value of SAR (interpolated) = 0.0113 W/kg

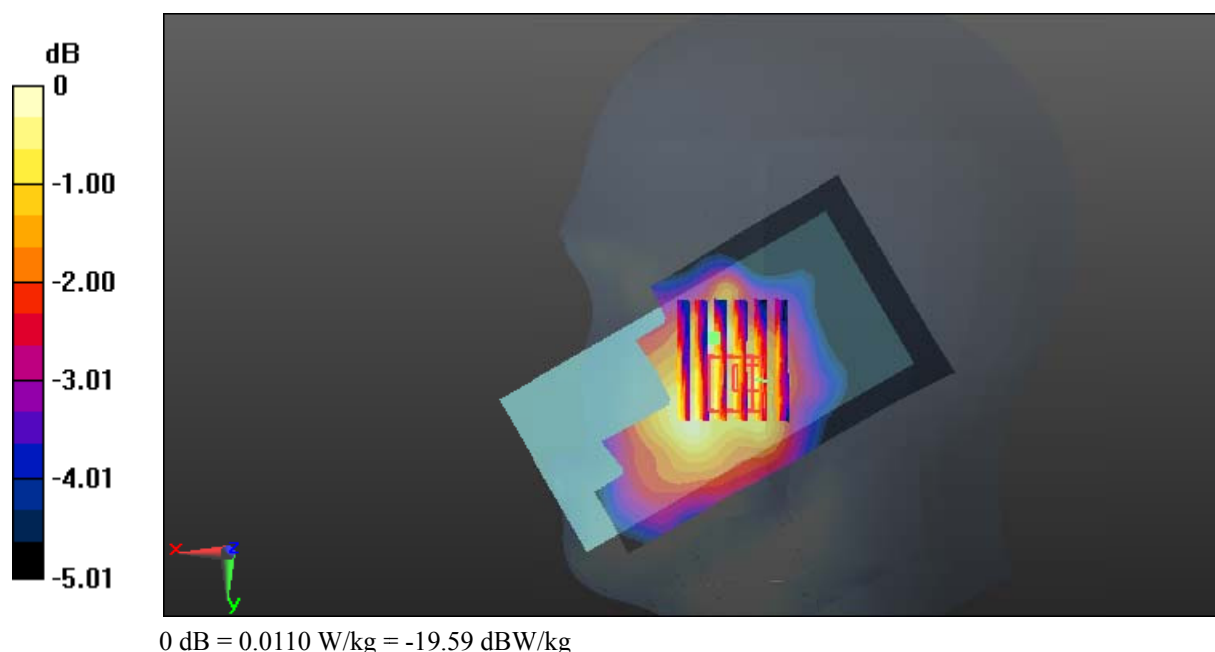
Zoom Scan (6x7x7)/Cube 0: Measurement grid: dx=8mm, dy=8mm, dz=5mm

Reference Value = 1.844 V/m; Power Drift = -0.13 dB

Peak SAR (extrapolated) = 0.0110 W/kg

SAR(1 g) = 0.0096 W/kg; SAR(10 g) = 0.00854 W/kg

Maximum value of SAR (measured) = 0.0110 W/kg



Test Plot 119#: LTE Band 12_Head Right Tilt_Middle_1RB**DUT: Smart Phone; Type: GRAND M3; Serial: 18020600121**

Communication System: Generic FDD-LTE; Frequency: 707.5 MHz; Duty Cycle: 1:1
Medium parameters used: $f = 707.5$ MHz; $\sigma = 0.886$ S/m; $\epsilon_r = 43.518$; $\rho = 1000$ kg/m³ ;
Phantom section: Right Section

DASY5 Configuration:

- Probe: ES3DV2 - SN3019; ConvF(6.57, 6.57, 6.57); Calibrated: 2017/10/30;
- Sensor-Surface: 4mm (Mechanical Surface Detection)
- Electronics: DAE4 Sn772; Calibrated: 2017/10/9
- Phantom: Twin SAM; Type: Twin SAM V5.0; Serial: 1412
- Measurement SW: DASY52, Version 52.8 (8);

Area Scan (111x61x1): Interpolated grid: dx=1.500 mm, dy=1.500 mm

Maximum value of SAR (interpolated) = 0.0121 W/kg


Zoom Scan (6x7x7)/Cube 0: Measurement grid: dx=8mm, dy=8mm, dz=5mm

Reference Value = 2.683 V/m; Power Drift = 0.01 dB

Peak SAR (extrapolated) = 0.0110 W/kg

SAR(1 g) = 0.0095 W/kg; SAR(10 g) = 0.00826 W/kg

Maximum value of SAR (measured) = 0.0106 W/kg



Test Plot 120#: LTE Band 12_Head Right Tilt_Middle_50%RB**DUT: Smart Phone; Type: GRAND M3; Serial: 18020600121**

Communication System: Generic FDD-LTE; Frequency: 707.5 MHz; Duty Cycle: 1:1
Medium parameters used: $f = 707.5$ MHz; $\sigma = 0.886$ S/m; $\epsilon_r = 43.518$; $\rho = 1000$ kg/m³ ;
Phantom section: Right Section

DASY5 Configuration:

- Probe: ES3DV2 - SN3019; ConvF(6.57, 6.57, 6.57); Calibrated: 2017/10/30;
- Sensor-Surface: 4mm (Mechanical Surface Detection)
- Electronics: DAE4 Sn772; Calibrated: 2017/10/9
- Phantom: Twin SAM; Type: Twin SAM V5.0; Serial: 1412
- Measurement SW: DASY52, Version 52.8 (8);

Area Scan (111x61x1): Interpolated grid: dx=1.500 mm, dy=1.500 mm

Maximum value of SAR (interpolated) = 0.00733 W/kg

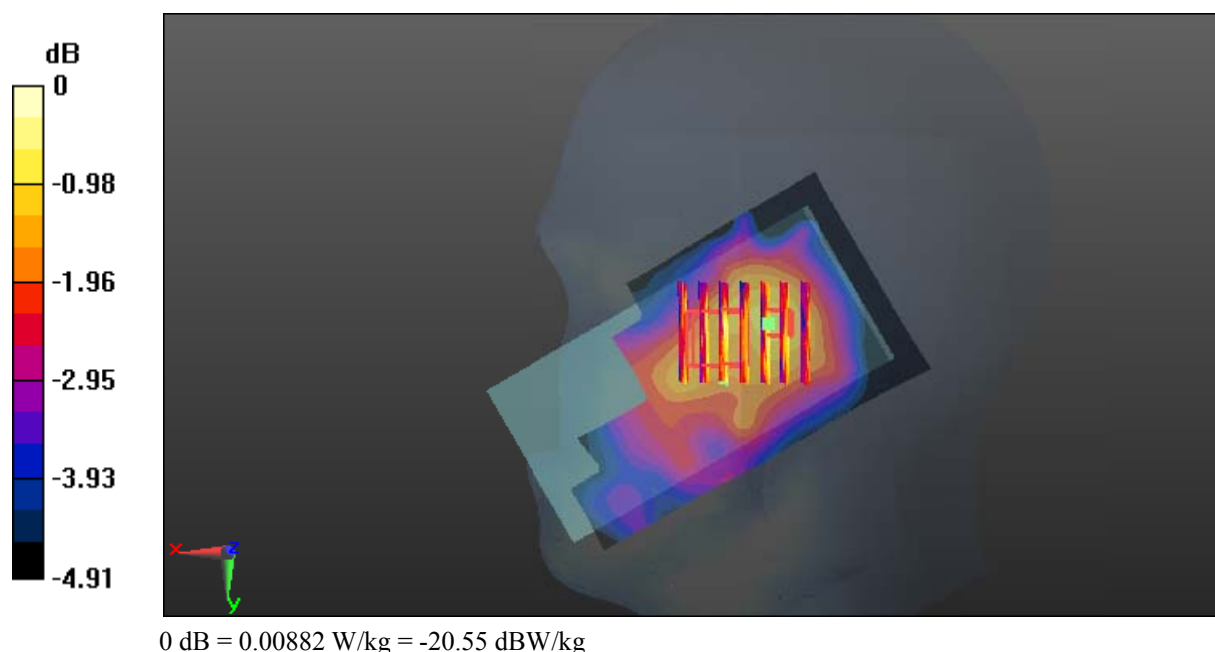
Zoom Scan (7x6x7)/Cube 0: Measurement grid: dx=8mm, dy=8mm, dz=5mm

Reference Value = 2.600 V/m; Power Drift = -0.19 dB

Peak SAR (extrapolated) = 0.0450 W/kg

SAR(1 g) = 0.012 W/kg; SAR(10 g) = 0.00458 W/kg

Maximum value of SAR (measured) = 0.00882 W/kg



Test Plot 121#: LTE Band 12_Body Back_Middle_1RB**DUT: Smart Phone; Type: GRAND M3; Serial: 18020600121**

Communication System: Generic FDD-LTE; Frequency: 707.5 MHz; Duty Cycle: 1:1
Medium parameters used: $f = 707.5$ MHz; $\sigma = 0.949$ S/m; $\epsilon_r = 55.736$; $\rho = 1000$ kg/m³ ;
Phantom section: Right Section

DASY5 Configuration:

- Probe: ES3DV2 - SN3019; ConvF(6.42, 6.42, 6.42); Calibrated: 2017/10/30;
- Sensor-Surface: 4mm (Mechanical Surface Detection)
- Electronics: DAE4 Sn772; Calibrated: 2017/10/9
- Phantom: Triple Flat Phantom 5.1C; Type: QD 000 P51 CA; Serial: 1130
- Measurement SW: DASY52, Version 52.8 (8);

Area Scan (111x61x1): Interpolated grid: dx=1.500 mm, dy=1.500 mm

Maximum value of SAR (interpolated) = 0.116 W/kg


Zoom Scan (5x5x7)/Cube 0: Measurement grid: dx=8mm, dy=8mm, dz=5mm

Reference Value = 10.25 V/m; Power Drift = 0.04 dB

Peak SAR (extrapolated) = 0.126 W/kg

SAR(1 g) = 0.101 W/kg; SAR(10 g) = 0.082 W/kg

Maximum value of SAR (measured) = 0.108 W/kg



Test Plot 122#: LTE Band 12_Body Back_Middle_50%RB**DUT: Smart Phone; Type: GRAND M3; Serial: 18020600121**

Communication System: Generic FDD-LTE; Frequency: 707.5 MHz; Duty Cycle: 1:1
Medium parameters used: $f = 707.5$ MHz; $\sigma = 0.949$ S/m; $\epsilon_r = 55.736$; $\rho = 1000$ kg/m³ ;
Phantom section: Right Section

DASY5 Configuration:

- Probe: ES3DV2 - SN3019; ConvF(6.42, 6.42, 6.42); Calibrated: 2017/10/30;
- Sensor-Surface: 4mm (Mechanical Surface Detection)
- Electronics: DAE4 Sn772; Calibrated: 2017/10/9
- Phantom: Triple Flat Phantom 5.1C; Type: QD 000 P51 CA; Serial: 1130
- Measurement SW: DASY52, Version 52.8 (8);

Area Scan (111x61x1): Interpolated grid: dx=1.500 mm, dy=1.500 mm

Maximum value of SAR (interpolated) = 0.075 W/kg


Zoom Scan (5x5x7)/Cube 0: Measurement grid: dx=8mm, dy=8mm, dz=5mm

Reference Value = 8.639 V/m; Power Drift = -0.09 dB

Peak SAR (extrapolated) = 0.086 W/kg

SAR(1 g) = 0.068 W/kg; SAR(10 g) = 0.056 W/kg

Maximum value of SAR (measured) = 0.0700 W/kg



Test Plot 123#: LTE Band 12_Body Left_Middle_1RB**DUT: Smart Phone; Type: GRAND M3; Serial: 18020600121**

Communication System: Generic FDD-LTE; Frequency: 707.5 MHz; Duty Cycle: 1:1
Medium parameters used: $f = 707.5$ MHz; $\sigma = 0.949$ S/m; $\epsilon_r = 55.736$; $\rho = 1000$ kg/m³ ;
Phantom section: Right Section

DASY5 Configuration:

- Probe: ES3DV2 - SN3019; ConvF(6.42, 6.42, 6.42); Calibrated: 2017/10/30;
- Sensor-Surface: 4mm (Mechanical Surface Detection)
- Electronics: DAE4 Sn772; Calibrated: 2017/10/9
- Phantom: Triple Flat Phantom 5.1C; Type: QD 000 P51 CA; Serial: 1130
- Measurement SW: DASY52, Version 52.8 (8);

Area Scan (111x51x1): Interpolated grid: dx=1.500 mm, dy=1.500 mm

Maximum value of SAR (interpolated) = 0.0177 W/kg


Zoom Scan (5x5x7)/Cube 0: Measurement grid: dx=8mm, dy=8mm, dz=5mm

Reference Value = 3.918 V/m; Power Drift = 0.10 dB

Peak SAR (extrapolated) = 0.0200 W/kg

SAR(1 g) = 0.016 W/kg; SAR(10 g) = 0.012 W/kg

Maximum value of SAR (measured) = 0.0168 W/kg



Test Plot 124#: LTE Band 12_Body Left_Middle_50%RB**DUT: Smart Phone; Type: GRAND M3; Serial: 18020600121**

Communication System: Generic FDD-LTE; Frequency: 707.5 MHz; Duty Cycle: 1:1
Medium parameters used: $f = 707.5$ MHz; $\sigma = 0.949$ S/m; $\epsilon_r = 55.736$; $\rho = 1000$ kg/m³ ;
Phantom section: Right Section

DASY5 Configuration:

- Probe: ES3DV2 - SN3019; ConvF(6.42, 6.42, 6.42); Calibrated: 2017/10/30;
- Sensor-Surface: 4mm (Mechanical Surface Detection)
- Electronics: DAE4 Sn772; Calibrated: 2017/10/9
- Phantom: Triple Flat Phantom 5.1C; Type: QD 000 P51 CA; Serial: 1130
- Measurement SW: DASY52, Version 52.8 (8);

Area Scan (111x51x1): Interpolated grid: dx=1.500 mm, dy=1.500 mm

Maximum value of SAR (interpolated) = 0.0163 W/kg


Zoom Scan (6x6x7)/Cube 0: Measurement grid: dx=8mm, dy=8mm, dz=5mm

Reference Value = 3.260 V/m; Power Drift = -0.17 dB

Peak SAR (extrapolated) = 0.0150 W/kg

SAR(1 g) = 0.011 W/kg; SAR(10 g) = 0.00804 W/kg

Maximum value of SAR (measured) = 0.0116 W/kg



Test Plot 125#: LTE Band 12_Body Right_Middle_1RB**DUT: Smart Phone; Type: GRAND M3; Serial: 18020600121**

Communication System: Generic FDD-LTE; Frequency: 707.5 MHz; Duty Cycle: 1:1
Medium parameters used: $f = 707.5$ MHz; $\sigma = 0.949$ S/m; $\epsilon_r = 55.736$; $\rho = 1000$ kg/m³ ;
Phantom section: Right Section

DASY5 Configuration:

- Probe: ES3DV2 - SN3019; ConvF(6.42, 6.42, 6.42); Calibrated: 2017/10/30;
- Sensor-Surface: 4mm (Mechanical Surface Detection)
- Electronics: DAE4 Sn772; Calibrated: 2017/10/9
- Phantom: Triple Flat Phantom 5.1C; Type: QD 000 P51 CA; Serial: 1130
- Measurement SW: DASY52, Version 52.8 (8);

Area Scan (111x51x1): Interpolated grid: dx=1.500 mm, dy=1.500 mm

Maximum value of SAR (interpolated) = 0.0162 W/kg


Zoom Scan (6x5x7)/Cube 0: Measurement grid: dx=8mm, dy=8mm, dz=5mm

Reference Value = 3.881 V/m; Power Drift = -0.13 dB

Peak SAR (extrapolated) = 0.0170 W/kg

SAR(1 g) = 0.015 W/kg; SAR(10 g) = 0.011 W/kg

Maximum value of SAR (measured) = 0.0158 W/kg



Test Plot 126#: LTE Band 12_Body Right_Middle_50%RB**DUT: Smart Phone; Type: GRAND M3; Serial: 18020600121**

Communication System: Generic FDD-LTE; Frequency: 707.5 MHz; Duty Cycle: 1:1
Medium parameters used: $f = 707.5$ MHz; $\sigma = 0.949$ S/m; $\epsilon_r = 55.736$; $\rho = 1000$ kg/m³ ;
Phantom section: Right Section

DASY5 Configuration:

- Probe: ES3DV2 - SN3019; ConvF(6.42, 6.42, 6.42); Calibrated: 2017/10/30;
- Sensor-Surface: 4mm (Mechanical Surface Detection)
- Electronics: DAE4 Sn772; Calibrated: 2017/10/9
- Phantom: Triple Flat Phantom 5.1C; Type: QD 000 P51 CA; Serial: 1130
- Measurement SW: DASY52, Version 52.8 (8);

Area Scan (111x51x1): Interpolated grid: dx=1.500 mm, dy=1.500 mm

Maximum value of SAR (interpolated) = 0.0210 W/kg


Zoom Scan (8x7x7)/Cube 0: Measurement grid: dx=8mm, dy=8mm, dz=5mm

Reference Value = 3.057 V/m; Power Drift = 0.19 dB

Peak SAR (extrapolated) = 0.0230 W/kg

SAR(1 g) = 0.010 W/kg; SAR(10 g) = 0.00719 W/kg

Maximum value of SAR (measured) = 0.0121 W/kg



Test Plot 127#: LTE Band 12_Body Bottom_Middle_1RB**DUT: Smart Phone; Type: GRAND M3; Serial: 18020600121**

Communication System: Generic FDD-LTE; Frequency: 707.5 MHz; Duty Cycle: 1:1
Medium parameters used: $f = 707.5$ MHz; $\sigma = 0.949$ S/m; $\epsilon_r = 55.736$; $\rho = 1000$ kg/m³ ;
Phantom section: Right Section

DASY5 Configuration:

- Probe: ES3DV2 - SN3019; ConvF(6.42, 6.42, 6.42); Calibrated: 2017/10/30;
- Sensor-Surface: 4mm (Mechanical Surface Detection)
- Electronics: DAE4 Sn772; Calibrated: 2017/10/9
- Phantom: Triple Flat Phantom 5.1C; Type: QD 000 P51 CA; Serial: 1130
- Measurement SW: DASY52, Version 52.8 (8);

Area Scan (41x71x1): Interpolated grid: dx=1.500 mm, dy=1.500 mm

Maximum value of SAR (interpolated) = 0.0137 W/kg


Zoom Scan (6x6x7)/Cube 0: Measurement grid: dx=8mm, dy=8mm, dz=5mm

Reference Value = 2.446 V/m; Power Drift = -0.18 dB

Peak SAR (extrapolated) = 0.00973 W/kg

SAR(1 g) = 0.00461 W/kg; SAR(10 g) = 0.00204 W/kg

Maximum value of SAR (measured) = 0.00709 W/kg



Test Plot 128#: LTE Band 12_Body Bottom_Middle_50%RB**DUT: Smart Phone; Type: GRAND M3; Serial: 18020600121**

Communication System: Generic FDD-LTE; Frequency: 707.5 MHz; Duty Cycle: 1:1
Medium parameters used: $f = 707.5$ MHz; $\sigma = 0.949$ S/m; $\epsilon_r = 55.736$; $\rho = 1000$ kg/m³ ;
Phantom section: Right Section

DASY5 Configuration:

- Probe: ES3DV2 - SN3019; ConvF(6.42, 6.42, 6.42); Calibrated: 2017/10/30;
- Sensor-Surface: 4mm (Mechanical Surface Detection)
- Electronics: DAE4 Sn772; Calibrated: 2017/10/9
- Phantom: Triple Flat Phantom 5.1C; Type: QD 000 P51 CA; Serial: 1130
- Measurement SW: DASY52, Version 52.8 (8);

Area Scan (41x71x1): Interpolated grid: dx=1.500 mm, dy=1.500 mm

Maximum value of SAR (interpolated) = 0.00588 W/kg

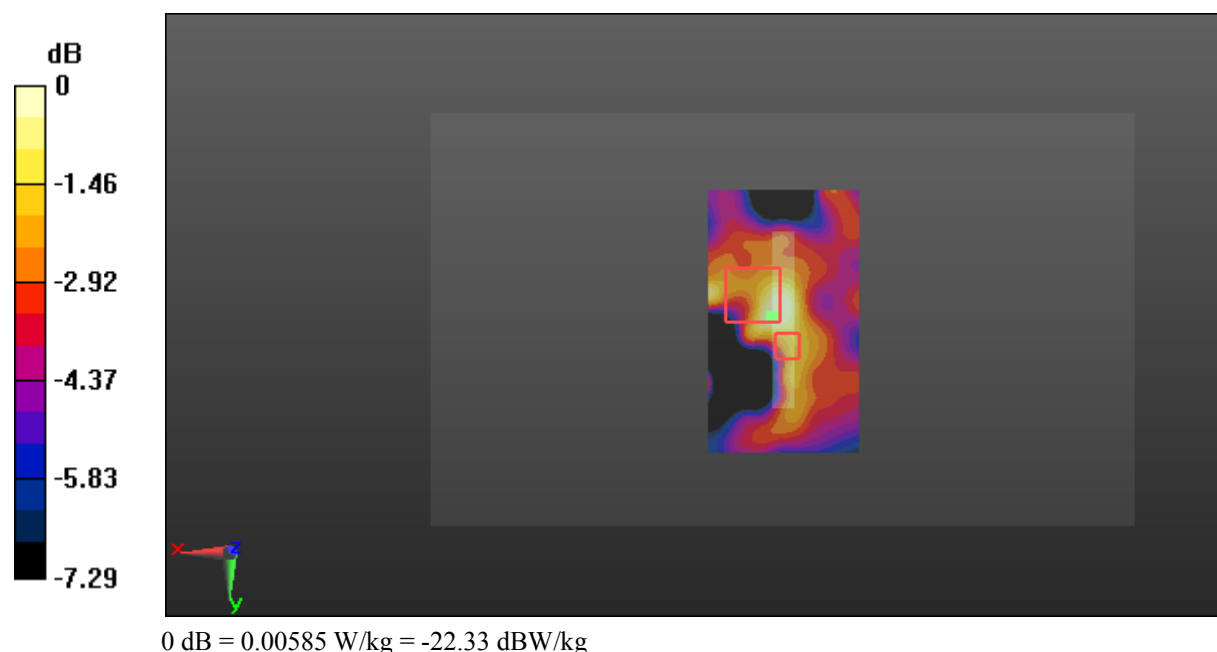
Zoom Scan (6x8x7)/Cube 0: Measurement grid: dx=8mm, dy=8mm, dz=5mm

Reference Value = 2.217 V/m; Power Drift = -0.14 dB

Peak SAR (extrapolated) = 0.00957 W/kg

SAR(1 g) = 0.00363 W/kg; SAR(10 g) = 0.00161 W/kg

Maximum value of SAR (measured) = 0.00585 W/kg



Test Plot 129#: LTE Band 17_Head Left Cheek_Middle_1RB**DUT: Smart Phone; Type: GRAND M3; Serial: 18020600121**

Communication System: Generic FDD-LTE; Frequency: 710 MHz; Duty Cycle: 1:1
Medium parameters used: $f = 710$ MHz; $\sigma = 0.873$ S/m; $\epsilon_r = 43.57$; $\rho = 1000$ kg/m³ ;
Phantom section: Left Section

DASY5 Configuration:

- Probe: ES3DV2 - SN3019; ConvF(6.57, 6.57, 6.57); Calibrated: 2017/10/30;
- Sensor-Surface: 4mm (Mechanical Surface Detection)
- Electronics: DAE4 Sn772; Calibrated: 2017/10/9
- Phantom: Twin SAM; Type: Twin SAM V5.0; Serial: 1412
- Measurement SW: DASY52, Version 52.8 (8);

Area Scan (111x61x1): Interpolated grid: dx=1.500 mm, dy=1.500 mm

Maximum value of SAR (interpolated) = 0.0137 W/kg


Zoom Scan (6x6x7)/Cube 0: Measurement grid: dx=8mm, dy=8mm, dz=5mm

Reference Value = 1.513 V/m; Power Drift = 0.06 dB

Peak SAR (extrapolated) = 0.0170 W/kg

SAR(1 g) = 0.013 W/kg; SAR(10 g) = 0.011 W/kg

Maximum value of SAR (measured) = 0.0138 W/kg



Test Plot 130#: LTE Band 17_Head Left Cheek_Middle_50%RB**DUT: Smart Phone; Type: GRAND M3; Serial: 18020600121**

Communication System: Generic FDD-LTE; Frequency: 710 MHz; Duty Cycle: 1:1
Medium parameters used: $f = 710$ MHz; $\sigma = 0.873$ S/m; $\epsilon_r = 43.57$; $\rho = 1000$ kg/m³ ;
Phantom section: Left Section

DASY5 Configuration:

- Probe: ES3DV2 - SN3019; ConvF(6.57, 6.57, 6.57); Calibrated: 2017/10/30;
- Sensor-Surface: 4mm (Mechanical Surface Detection)
- Electronics: DAE4 Sn772; Calibrated: 2017/10/9
- Phantom: Twin SAM; Type: Twin SAM V5.0; Serial: 1412
- Measurement SW: DASY52, Version 52.8 (8);

Area Scan (111x61x1): Interpolated grid: dx=1.500 mm, dy=1.500 mm

Maximum value of SAR (interpolated) = 0.0133 W/kg


Zoom Scan (5x5x7)/Cube 0: Measurement grid: dx=8mm, dy=8mm, dz=5mm

Reference Value = 1.890 V/m; Power Drift = -0.14 dB

Peak SAR (extrapolated) = 0.0140 W/kg

SAR(1 g) = 0.012 W/kg; SAR(10 g) = 0.010 W/kg

Maximum value of SAR (measured) = 0.0134 W/kg



Test Plot 131#: LTE Band 17_Head Left Tilt_Middle_1RB**DUT: Smart Phone; Type: GRAND M3; Serial: 18020600121**

Communication System: Generic FDD-LTE; Frequency: 710 MHz; Duty Cycle: 1:1
Medium parameters used: $f = 710$ MHz; $\sigma = 0.873$ S/m; $\epsilon_r = 43.57$; $\rho = 1000$ kg/m³ ;
Phantom section: Left Section

DASY5 Configuration:

- Probe: ES3DV2 - SN3019; ConvF(6.57, 6.57, 6.57); Calibrated: 2017/10/30;
- Sensor-Surface: 4mm (Mechanical Surface Detection)
- Electronics: DAE4 Sn772; Calibrated: 2017/10/9
- Phantom: Twin SAM; Type: Twin SAM V5.0; Serial: 1412
- Measurement SW: DASY52, Version 52.8 (8);

Area Scan (111x61x1): Interpolated grid: dx=1.500 mm, dy=1.500 mm

Maximum value of SAR (interpolated) = 0.0103 W/kg


Zoom Scan (6x6x7)/Cube 0: Measurement grid: dx=8mm, dy=8mm, dz=5mm

Reference Value = 2.431 V/m; Power Drift = 0.10 dB

Peak SAR (extrapolated) = 0.0100 W/kg

SAR(1 g) = 0.00937 W/kg; SAR(10 g) = 0.00836 W/kg

Maximum value of SAR (measured) = 0.0103 W/kg



Test Plot 132#: LTE Band 17_Head Left Tilt_Middle_50%RB**DUT: Smart Phone; Type: GRAND M3; Serial: 18020600121**

Communication System: Generic FDD-LTE; Frequency: 710 MHz; Duty Cycle: 1:1
Medium parameters used: $f = 710$ MHz; $\sigma = 0.873$ S/m; $\epsilon_r = 43.57$; $\rho = 1000$ kg/m³ ;
Phantom section: Left Section

DASY5 Configuration:

- Probe: ES3DV2 - SN3019; ConvF(6.57, 6.57, 6.57); Calibrated: 2017/10/30;
- Sensor-Surface: 4mm (Mechanical Surface Detection)
- Electronics: DAE4 Sn772; Calibrated: 2017/10/9
- Phantom: Twin SAM; Type: Twin SAM V5.0; Serial: 1412
- Measurement SW: DASY52, Version 52.8 (8);

Area Scan (111x61x1): Interpolated grid: dx=1.500 mm, dy=1.500 mm

Maximum value of SAR (interpolated) = 0.00857 W/kg

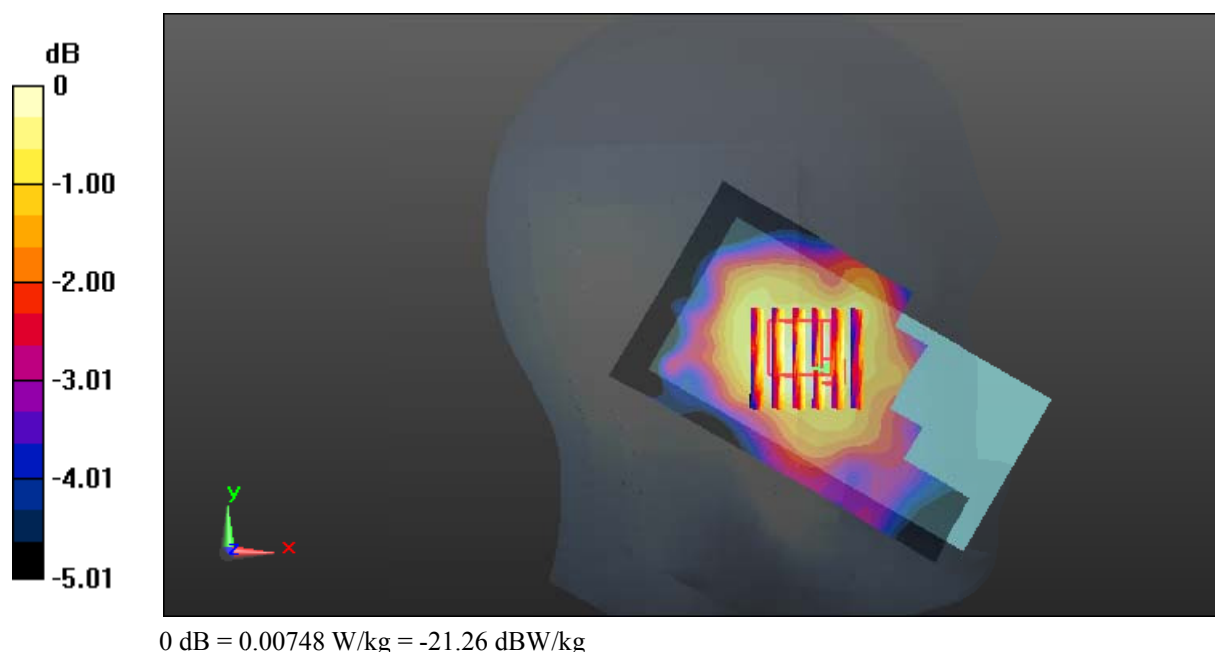
Zoom Scan (6x6x7)/Cube 0: Measurement grid: dx=8mm, dy=8mm, dz=5mm

Reference Value = 2.194 V/m; Power Drift = 0.02 dB

Peak SAR (extrapolated) = 0.00831 W/kg

SAR(1 g) = 0.00714 W/kg; SAR(10 g) = 0.00641 W/kg

Maximum value of SAR (measured) = 0.00748 W/kg



Test Plot 133#: LTE Band 17_Head Right Cheek_Middle_1RB**DUT: Smart Phone; Type: GRAND M3; Serial: 18020600121**

Communication System: Generic FDD-LTE; Frequency: 710 MHz; Duty Cycle: 1:1
Medium parameters used: $f = 710$ MHz; $\sigma = 0.873$ S/m; $\epsilon_r = 43.57$; $\rho = 1000$ kg/m³ ;
Phantom section: Right Section

DASY5 Configuration:

- Probe: ES3DV2 - SN3019; ConvF(6.57, 6.57, 6.57); Calibrated: 2017/10/30;
- Sensor-Surface: 4mm (Mechanical Surface Detection)
- Electronics: DAE4 Sn772; Calibrated: 2017/10/9
- Phantom: Twin SAM; Type: Twin SAM V5.0; Serial: 1412
- Measurement SW: DASY52, Version 52.8 (8);

Area Scan (111x61x1): Interpolated grid: dx=1.500 mm, dy=1.500 mm

Maximum value of SAR (interpolated) = 0.0142 W/kg


Zoom Scan (5x5x7)/Cube 0: Measurement grid: dx=8mm, dy=8mm, dz=5mm

Reference Value = 2.105 V/m; Power Drift = -0.11 dB

Peak SAR (extrapolated) = 0.0160 W/kg

SAR(1 g) = 0.014 W/kg; SAR(10 g) = 0.011 W/kg

Maximum value of SAR (measured) = 0.0144 W/kg



Test Plot 134#: LTE Band 17_Head Right Cheek_Middle_50%RB**DUT: Smart Phone; Type: GRAND M3; Serial: 18020600121**

Communication System: Generic FDD-LTE; Frequency: 710 MHz; Duty Cycle: 1:1
Medium parameters used: $f = 710$ MHz; $\sigma = 0.873$ S/m; $\epsilon_r = 43.57$; $\rho = 1000$ kg/m³ ;
Phantom section: Right Section

DASY5 Configuration:

- Probe: ES3DV2 - SN3019; ConvF(6.57, 6.57, 6.57); Calibrated: 2017/10/30;
- Sensor-Surface: 4mm (Mechanical Surface Detection)
- Electronics: DAE4 Sn772; Calibrated: 2017/10/9
- Phantom: Twin SAM; Type: Twin SAM V5.0; Serial: 1412
- Measurement SW: DASY52, Version 52.8 (8);

Area Scan (111x61x1): Interpolated grid: dx=1.500 mm, dy=1.500 mm

Maximum value of SAR (interpolated) = 0.0119 W/kg


Zoom Scan (6x6x7)/Cube 0: Measurement grid: dx=8mm, dy=8mm, dz=5mm

Reference Value = 1.936 V/m; Power Drift = -0.13 dB

Peak SAR (extrapolated) = 0.0110 W/kg

SAR(1 g) = 0.010 W/kg; SAR(10 g) = 0.00888 W/kg

Maximum value of SAR (measured) = 0.0109 W/kg



Test Plot 135#: LTE Band 17_Head Right Tilt_Middle_1RB**DUT: Smart Phone; Type: GRAND M3; Serial: 18020600121**

Communication System: Generic FDD-LTE; Frequency: 710 MHz; Duty Cycle: 1:1
Medium parameters used: $f = 710$ MHz; $\sigma = 0.873$ S/m; $\epsilon_r = 43.57$; $\rho = 1000$ kg/m³ ;
Phantom section: Right Section

DASY5 Configuration:

- Probe: ES3DV2 - SN3019; ConvF(6.57, 6.57, 6.57); Calibrated: 2017/10/30;
- Sensor-Surface: 4mm (Mechanical Surface Detection)
- Electronics: DAE4 Sn772; Calibrated: 2017/10/9
- Phantom: Twin SAM; Type: Twin SAM V5.0; Serial: 1412
- Measurement SW: DASY52, Version 52.8 (8);

Area Scan (111x61x1): Interpolated grid: dx=1.500 mm, dy=1.500 mm

Maximum value of SAR (interpolated) = 0.0102 W/kg


Zoom Scan (6x5x7)/Cube 0: Measurement grid: dx=8mm, dy=8mm, dz=5mm

Reference Value = 2.794 V/m; Power Drift = 0.03 dB

Peak SAR (extrapolated) = 0.0100 W/kg

SAR(1 g) = 0.00995 W/kg; SAR(10 g) = 0.0089 W/kg

Maximum value of SAR (measured) = 0.0103 W/kg



Test Plot 136#: LTE Band 17_Head Right Tilt_Middle_50%RB**DUT: Smart Phone; Type: GRAND M3; Serial: 18020600121**

Communication System: Generic FDD-LTE; Frequency: 710 MHz; Duty Cycle: 1:1
Medium parameters used: $f = 710$ MHz; $\sigma = 0.873$ S/m; $\epsilon_r = 43.57$; $\rho = 1000$ kg/m³ ;
Phantom section: Right Section

DASY5 Configuration:

- Probe: ES3DV2 - SN3019; ConvF(6.57, 6.57, 6.57); Calibrated: 2017/10/30;
- Sensor-Surface: 4mm (Mechanical Surface Detection)
- Electronics: DAE4 Sn772; Calibrated: 2017/10/9
- Phantom: Twin SAM; Type: Twin SAM V5.0; Serial: 1412
- Measurement SW: DASY52, Version 52.8 (8);

Area Scan (111x61x1): Interpolated grid: dx=1.500 mm, dy=1.500 mm

Maximum value of SAR (interpolated) = 0.00754 W/kg


Zoom Scan (5x5x7)/Cube 0: Measurement grid: dx=8mm, dy=8mm, dz=5mm

Reference Value = 2.203 V/m; Power Drift = 0.11 dB

Peak SAR (extrapolated) = 0.00868 W/kg

SAR(1 g) = 0.00798 W/kg; SAR(10 g) = 0.00712 W/kg

Maximum value of SAR (measured) = 0.00868 W/kg



Test Plot 137#: LTE Band 17_Body Back_Middle_1RB**DUT: Smart Phone; Type: GRAND M3; Serial: 18020600121**

Communication System: Generic FDD-LTE; Frequency: 710 MHz; Duty Cycle: 1:1
Medium parameters used: $f = 710$ MHz; $\sigma = 0.961$ S/m; $\epsilon_r = 55.699$; $\rho = 1000$ kg/m³ ;
Phantom section: Right Section

DASY5 Configuration:

- Probe: ES3DV2 - SN3019; ConvF(6.42, 6.42, 6.42); Calibrated: 2017/10/30;
- Sensor-Surface: 4mm (Mechanical Surface Detection)
- Electronics: DAE4 Sn772; Calibrated: 2017/10/9
- Phantom: Triple Flat Phantom 5.1C; Type: QD 000 P51 CA; Serial: 1130
- Measurement SW: DASY52, Version 52.8 (8);

Area Scan (111x61x1): Interpolated grid: dx=1.500 mm, dy=1.500 mm

Maximum value of SAR (interpolated) = 0.107 W/kg


Zoom Scan (5x5x7)/Cube 0: Measurement grid: dx=8mm, dy=8mm, dz=5mm

Reference Value = 10.65 V/m; Power Drift = -0.11 dB

Peak SAR (extrapolated) = 0.125 W/kg

SAR(1 g) = 0.105 W/kg; SAR(10 g) = 0.085 W/kg

Maximum value of SAR (measured) = 0.110 W/kg



Test Plot 138#: LTE Band 17_Body Back_Middle_50%RB**DUT: Smart Phone; Type: GRAND M3; Serial: 18020600121**

Communication System: Generic FDD-LTE; Frequency: 710 MHz; Duty Cycle: 1:1
Medium parameters used: $f = 710$ MHz; $\sigma = 0.961$ S/m; $\epsilon_r = 55.699$; $\rho = 1000$ kg/m³ ;
Phantom section: Right Section

DASY5 Configuration:

- Probe: ES3DV2 - SN3019; ConvF(6.42, 6.42, 6.42); Calibrated: 2017/10/30;
- Sensor-Surface: 4mm (Mechanical Surface Detection)
- Electronics: DAE4 Sn772; Calibrated: 2017/10/9
- Phantom: Triple Flat Phantom 5.1C; Type: QD 000 P51 CA; Serial: 1130
- Measurement SW: DASY52, Version 52.8 (8);

Area Scan (111x61x1): Interpolated grid: dx=1.500 mm, dy=1.500 mm

Maximum value of SAR (interpolated) = 0.102 W/kg


Zoom Scan (6x6x7)/Cube 0: Measurement grid: dx=8mm, dy=8mm, dz=5mm

Reference Value = 10.15 V/m; Power Drift = -0.05 dB

Peak SAR (extrapolated) = 0.115 W/kg

SAR(1 g) = 0.098 W/kg; SAR(10 g) = 0.079 W/kg

Maximum value of SAR (measured) = 0.105 W/kg



Test Plot 139#: LTE Band 17_Body Left_Middle_1RB**DUT: Smart Phone; Type: GRAND M3; Serial: 18020600121**

Communication System: Generic FDD-LTE; Frequency: 710 MHz; Duty Cycle: 1:1
Medium parameters used: $f = 710$ MHz; $\sigma = 0.961$ S/m; $\epsilon_r = 55.699$; $\rho = 1000$ kg/m³ ;
Phantom section: Right Section

DASY5 Configuration:

- Probe: ES3DV2 - SN3019; ConvF(6.42, 6.42, 6.42); Calibrated: 2017/10/30;
- Sensor-Surface: 4mm (Mechanical Surface Detection)
- Electronics: DAE4 Sn772; Calibrated: 2017/10/9
- Phantom: Triple Flat Phantom 5.1C; Type: QD 000 P51 CA; Serial: 1130
- Measurement SW: DASY52, Version 52.8 (8);

Area Scan (111x51x1): Interpolated grid: dx=1.500 mm, dy=1.500 mm

Maximum value of SAR (interpolated) = 0.0161 W/kg


Zoom Scan (5x5x7)/Cube 0: Measurement grid: dx=8mm, dy=8mm, dz=5mm

Reference Value = 3.911 V/m; Power Drift = 0.20 dB

Peak SAR (extrapolated) = 0.0190 W/kg

SAR(1 g) = 0.016 W/kg; SAR(10 g) = 0.012 W/kg

Maximum value of SAR (measured) = 0.0167 W/kg



Test Plot 140#: LTE Band 17_Body Left_Middle_50%RB**DUT: Smart Phone; Type: GRAND M3; Serial: 18020600121**

Communication System: Generic FDD-LTE; Frequency: 710 MHz; Duty Cycle: 1:1
Medium parameters used: $f = 710$ MHz; $\sigma = 0.961$ S/m; $\epsilon_r = 55.699$; $\rho = 1000$ kg/m³ ;
Phantom section: Right Section

DASY5 Configuration:

- Probe: ES3DV2 - SN3019; ConvF(6.42, 6.42, 6.42); Calibrated: 2017/10/30;
- Sensor-Surface: 4mm (Mechanical Surface Detection)
- Electronics: DAE4 Sn772; Calibrated: 2017/10/9
- Phantom: Triple Flat Phantom 5.1C; Type: QD 000 P51 CA; Serial: 1130
- Measurement SW: DASY52, Version 52.8 (8);

Area Scan (111x51x1): Interpolated grid: dx=1.500 mm, dy=1.500 mm

Maximum value of SAR (interpolated) = 0.0196 W/kg


Zoom Scan (5x5x7)/Cube 0: Measurement grid: dx=8mm, dy=8mm, dz=5mm

Reference Value = 3.425 V/m; Power Drift = 0.14 dB

Peak SAR (extrapolated) = 0.0150 W/kg

SAR(1 g) = 0.013 W/kg; SAR(10 g) = 0.00969 W/kg

Maximum value of SAR (measured) = 0.0138 W/kg



Test Plot 141#: LTE Band 17_Body Right_Middle_1RB**DUT: Smart Phone; Type: GRAND M3; Serial: 18020600121**

Communication System: Generic FDD-LTE; Frequency: 710 MHz; Duty Cycle: 1:1
Medium parameters used: $f = 710$ MHz; $\sigma = 0.961$ S/m; $\epsilon_r = 55.699$; $\rho = 1000$ kg/m³ ;
Phantom section: Right Section

DASY5 Configuration:

- Probe: ES3DV2 - SN3019; ConvF(6.42, 6.42, 6.42); Calibrated: 2017/10/30;
- Sensor-Surface: 4mm (Mechanical Surface Detection)
- Electronics: DAE4 Sn772; Calibrated: 2017/10/9
- Phantom: Triple Flat Phantom 5.1C; Type: QD 000 P51 CA; Serial: 1130
- Measurement SW: DASY52, Version 52.8 (8);

Area Scan (111x51x1): Interpolated grid: dx=1.500 mm, dy=1.500 mm

Maximum value of SAR (interpolated) = 0.0248 W/kg

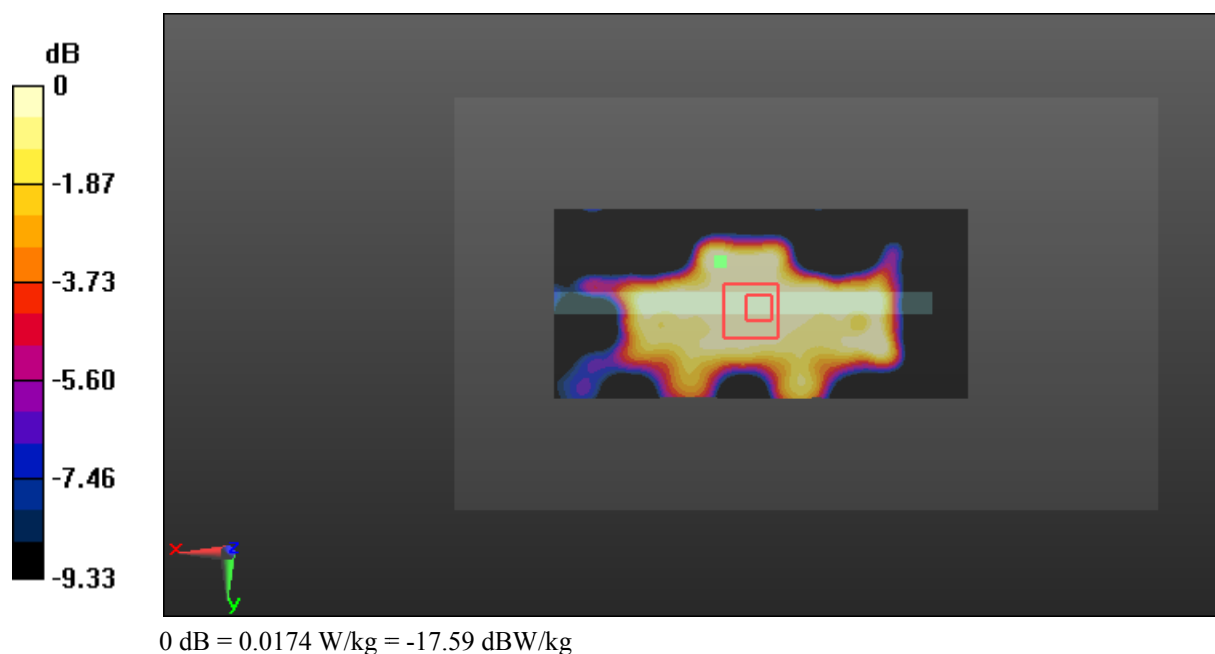
Zoom Scan (7x7x7)/Cube 0: Measurement grid: dx=8mm, dy=8mm, dz=5mm

Reference Value = 4.063 V/m; Power Drift = -0.09 dB

Peak SAR (extrapolated) = 0.0190 W/kg

SAR(1 g) = 0.016 W/kg; SAR(10 g) = 0.012 W/kg

Maximum value of SAR (measured) = 0.0174 W/kg



Test Plot 142#: LTE Band 17_Body Right_Middle_50%RB**DUT: Smart Phone; Type: GRAND M3; Serial: 18020600121**

Communication System: Generic FDD-LTE; Frequency: 710 MHz; Duty Cycle: 1:1
Medium parameters used: $f = 710$ MHz; $\sigma = 0.961$ S/m; $\epsilon_r = 55.699$; $\rho = 1000$ kg/m³ ;
Phantom section: Right Section

DASY5 Configuration:

- Probe: ES3DV2 - SN3019; ConvF(6.42, 6.42, 6.42); Calibrated: 2017/10/30;
- Sensor-Surface: 4mm (Mechanical Surface Detection)
- Electronics: DAE4 Sn772; Calibrated: 2017/10/9
- Phantom: Triple Flat Phantom 5.1C; Type: QD 000 P51 CA; Serial: 1130
- Measurement SW: DASY52, Version 52.8 (8);

Area Scan (111x51x1): Interpolated grid: dx=1.500 mm, dy=1.500 mm

Maximum value of SAR (interpolated) = 0.0151 W/kg


Zoom Scan (9x6x7)/Cube 0: Measurement grid: dx=8mm, dy=8mm, dz=5mm

Reference Value = 3.384 V/m; Power Drift = 0.05 dB

Peak SAR (extrapolated) = 0.0240 W/kg

SAR(1 g) = 0.013 W/kg; SAR(10 g) = 0.00978 W/kg

Maximum value of SAR (measured) = 0.0136 W/kg



Test Plot 143#: LTE Band 17_Body Bottom_Middle_1RB**DUT: Smart Phone; Type: GRAND M3; Serial: 18020600121**

Communication System: Generic FDD-LTE; Frequency: 710 MHz; Duty Cycle: 1:1
Medium parameters used: $f = 710$ MHz; $\sigma = 0.961$ S/m; $\epsilon_r = 55.699$; $\rho = 1000$ kg/m³ ;
Phantom section: Right Section

DASY5 Configuration:

- Probe: ES3DV2 - SN3019; ConvF(6.42, 6.42, 6.42); Calibrated: 2017/10/30;
- Sensor-Surface: 4mm (Mechanical Surface Detection)
- Electronics: DAE4 Sn772; Calibrated: 2017/10/9
- Phantom: Triple Flat Phantom 5.1C; Type: QD 000 P51 CA; Serial: 1130
- Measurement SW: DASY52, Version 52.8 (8);

Area Scan (41x71x1): Interpolated grid: dx=1.500 mm, dy=1.500 mm

Maximum value of SAR (interpolated) = 0.00777 W/kg


Zoom Scan (6x6x7)/Cube 0: Measurement grid: dx=8mm, dy=8mm, dz=5mm

Reference Value = 2.357 V/m; Power Drift = -0.19 dB

Peak SAR (extrapolated) = 0.0130 W/kg

SAR(1 g) = 0.00468 W/kg; SAR(10 g) = 0.00237 W/kg

Maximum value of SAR (measured) = 0.00674 W/kg



Test Plot 144#: LTE Band 17_Body Bottom_Middle_50%RB**DUT: Smart Phone; Type: GRAND M3; Serial: 18020600121**

Communication System: Generic FDD-LTE; Frequency: 710 MHz; Duty Cycle: 1:1
Medium parameters used: $f = 710$ MHz; $\sigma = 0.961$ S/m; $\epsilon_r = 55.699$; $\rho = 1000$ kg/m³ ;
Phantom section: Right Section

DASY5 Configuration:

- Probe: ES3DV2 - SN3019; ConvF(6.42, 6.42, 6.42); Calibrated: 2017/10/30;
- Sensor-Surface: 4mm (Mechanical Surface Detection)
- Electronics: DAE4 Sn772; Calibrated: 2017/10/9
- Phantom: Triple Flat Phantom 5.1C; Type: QD 000 P51 CA; Serial: 1130
- Measurement SW: DASY52, Version 52.8 (8);

Area Scan (41x71x1): Interpolated grid: dx=1.500 mm, dy=1.500 mm

Maximum value of SAR (interpolated) = 0.0127 W/kg

Zoom Scan (6x5x7)/Cube 0: Measurement grid: dx=8mm, dy=8mm, dz=5mm

Reference Value = 1.995 V/m; Power Drift = 0.12 dB

Peak SAR (extrapolated) = 0.0170 W/kg

SAR(1 g) = 0.00461 W/kg; SAR(10 g) = 0.00169 W/kg

Maximum value of SAR (measured) = 0.00721 W/kg

