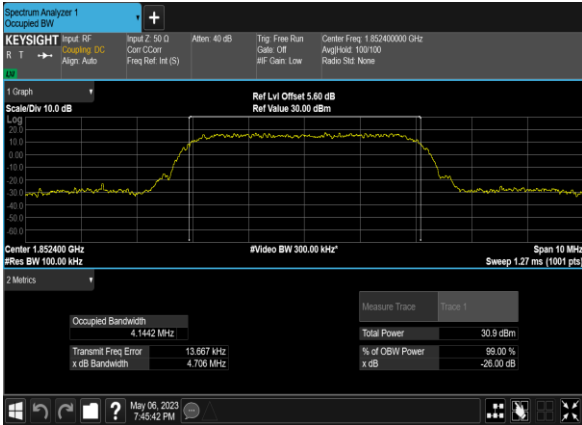


**Occupied Bandwidth**

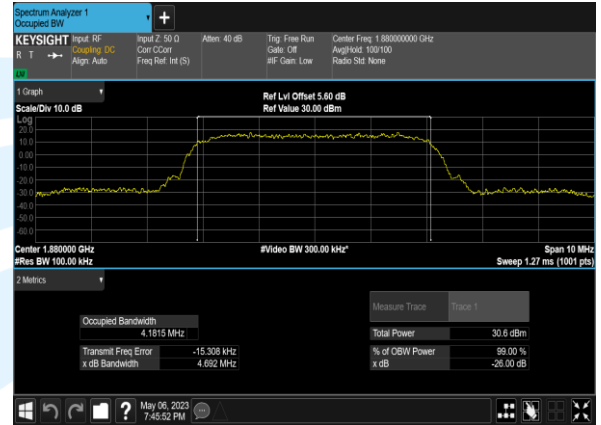
Band	Channel	Freq (MHz)	Connection Type	OBW (MHz)	26dB BW (MHz)
2	9262	1852.4	RMC 12.2k	4.1442	4.706
2	9400	1880.0	RMC 12.2k	4.1815	4.692
2	9538	1907.6	RMC 12.2k	4.1825	4.685

**Test Graphs**

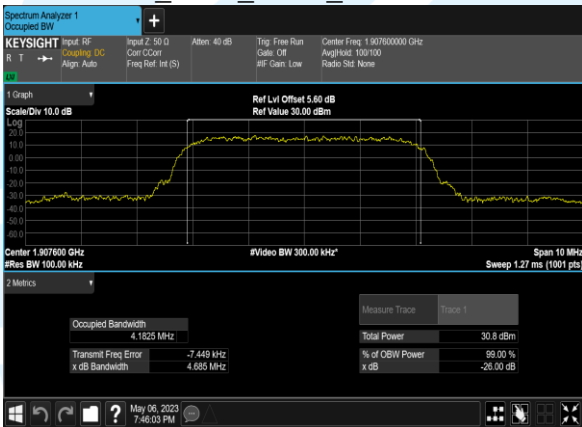
Band2\_RMC\_12.2k\_Channel9262



Band2\_RMC\_12.2k\_Channel9400



Band2\_RMC\_12.2k\_Channel9538

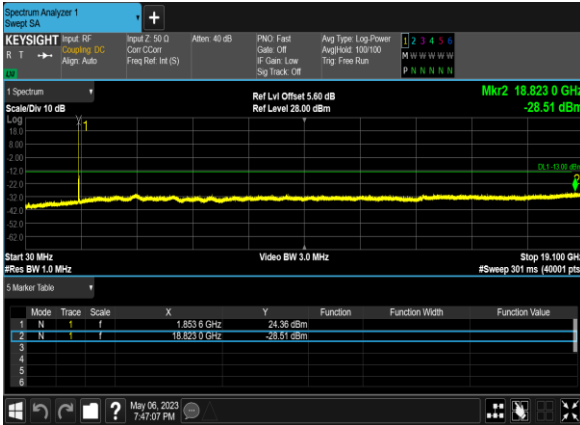


## Conducted Spurious Emissions

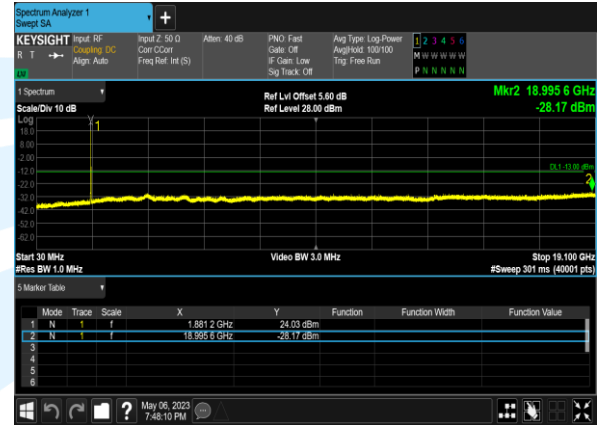
Band	Channel	Freq (MHz)	Connection Type	Result (dBm)	Limit (dBm)	Verdict
2	9262	1852.4	RMC 12.2k	-28.51	-13	PASS
2	9400	1880.0	RMC 12.2k	-28.17	-13	PASS
2	9538	1907.6	RMC 12.2k	-27.82	-13	PASS

## Test Graphs

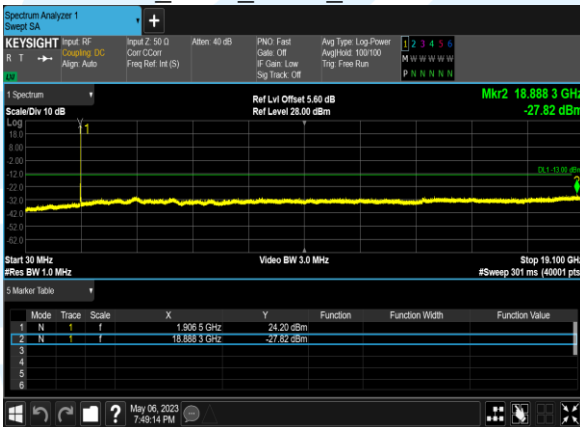
Band2\_RMC\_12.2k\_Channel9262



Band2\_RMC\_12.2k\_Channel9400



Band2\_RMC\_12.2k\_Channel9538

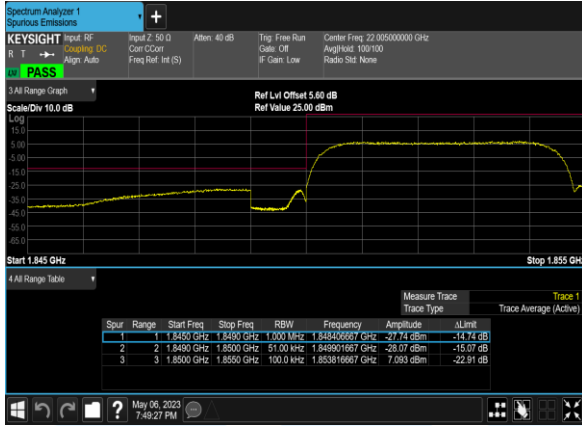


### Conducted Band Edge

Band	Channel	Freq (MHz)	Connection Type	Result	Verdict
2	9262	1852.4	RMC 12.2k	see graph	PASS
2	9538	1907.6	RMC 12.2k	see graph	PASS

### Test Graphs

Band2\_RMC\_12.2k\_Channel9262



Band2\_RMC\_12.2k\_Channel9538



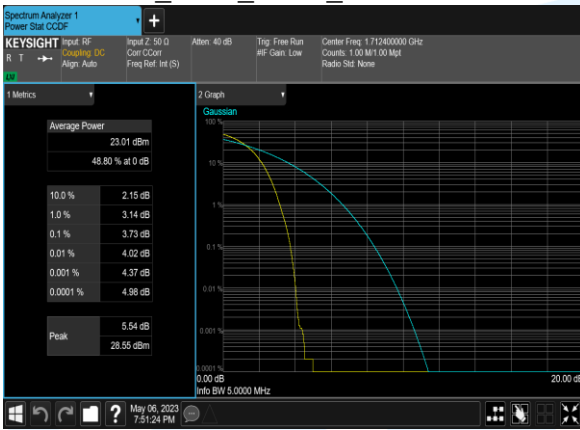
### A.4 WCDMA BAND IV

#### Peak to Average Ratio

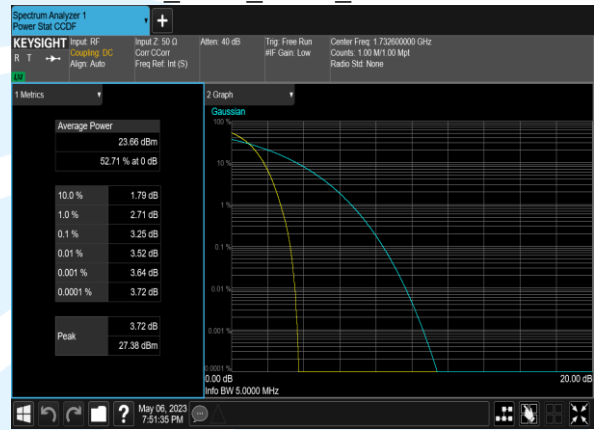
Band	Channel	Freq (MHz)	Connection Type	Result (dB)	Limit (dB)	Verdict
4	1312	1712.4	RMC 12.2k	3.73	13	PASS
4	1413	1732.6	RMC 12.2k	3.25	13	PASS
4	1513	1752.6	RMC 12.2k	3.25	13	PASS

#### Test Graphs

Band4\_RMC\_12.2k\_Channel1312



Band4\_RMC\_12.2k\_Channel1413



Band4\_RMC\_12.2k\_Channel1513

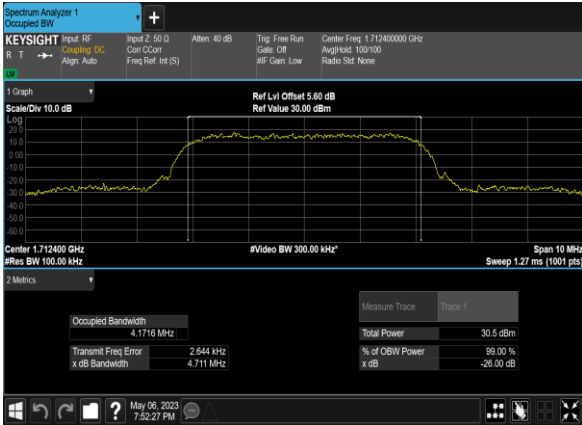


## Occupied Bandwidth

Band	Channel	Freq (MHz)	Connection Type	OBW (MHz)	26dB BW (MHz)
4	1312	1712.4	RMC 12.2k	4.1716	4.711
4	1413	1732.6	RMC 12.2k	4.1586	4.695
4	1513	1752.6	RMC 12.2k	4.1679	4.675

## Test Graphs

Band4\_RMC\_12.2k\_Channel1312



Band4\_RMC\_12.2k\_Channel1413



Band4\_RMC\_12.2k\_Channel1513



## Conducted Spurious Emissions

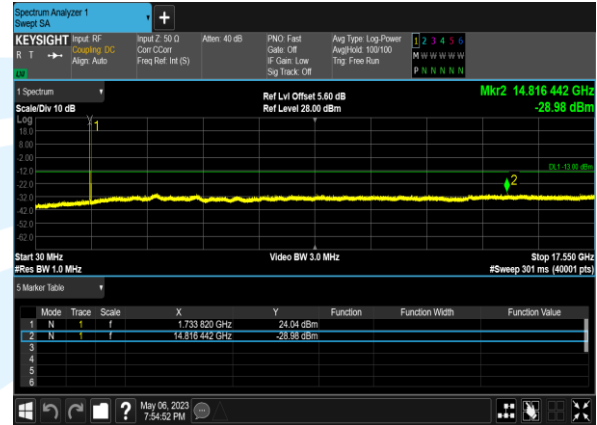
Band	Channel	Freq (MHz)	Connection Type	Result (dBm)	Limit (dBm)	Verdict
4	1312	1712.4	RMC 12.2k	-28.71	-13	PASS
4	1413	1732.6	RMC 12.2k	-28.98	-13	PASS
4	1513	1752.6	RMC 12.2k	-28.89	-13	PASS

## Test Graphs

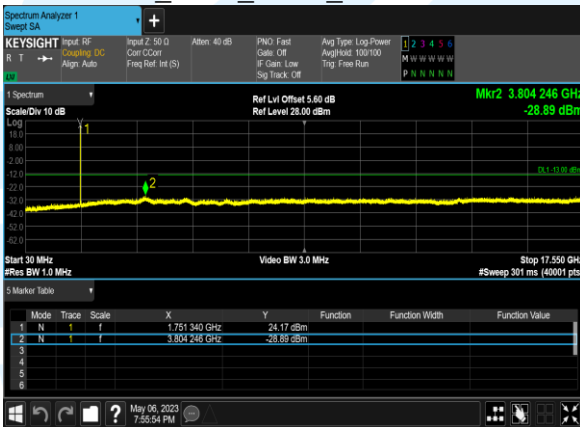
Band4\_RMC\_12.2k\_Channel1312



Band4\_RMC\_12.2k\_Channel1413



Band4\_RMC\_12.2k\_Channel1513

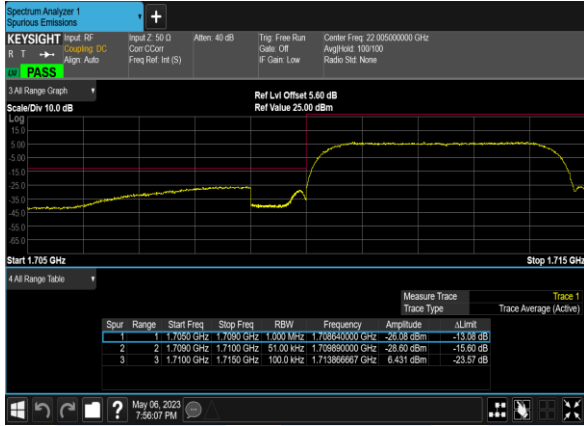


**Conducted Band Edge**

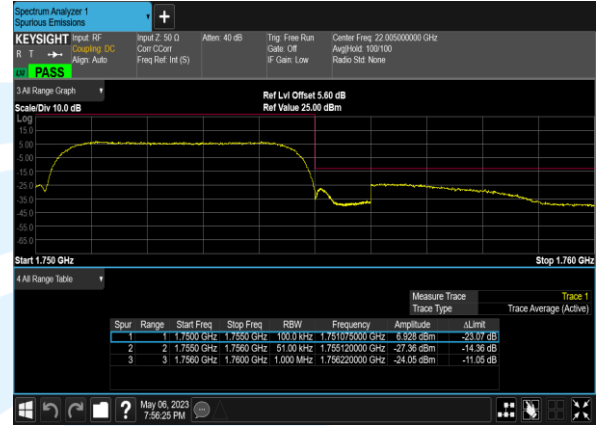
Band	Channel	Freq (MHz)	Connection Type	Result	Verdict
4	1312	1712.4	RMC 12.2k	see graph	PASS
4	1513	1752.6	RMC 12.2k	see graph	PASS

**Test Graphs**

Band4\_RMC\_12.2k\_Channel1312



Band4\_RMC\_12.2k\_Channel1513



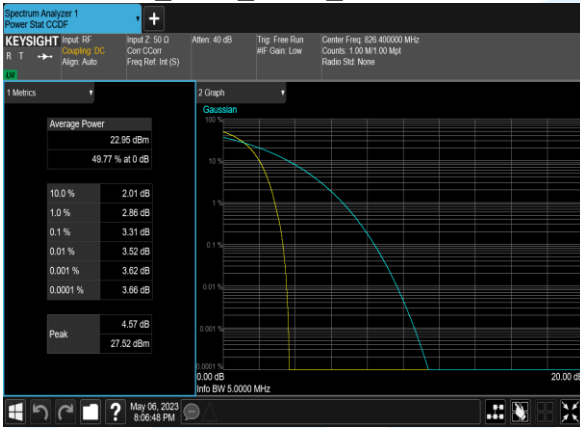
## A.5 WCDMA BAND V

### Peak to Average Ratio

Band	Channel	Freq (MHz)	Connection Type	Result (dB)	Limit (dB)	Verdict
5	4132	826.4	RMC 12.2k	3.31	13	PASS
5	4182	836.4	RMC 12.2k	3.11	13	PASS
5	4233	846.6	RMC 12.2k	3.19	13	PASS

### Test Graphs

Band5\_RMC\_12.2k\_Channel4132



Band5\_RMC\_12.2k\_Channel4182



Band5\_RMC\_12.2k\_Channel4233



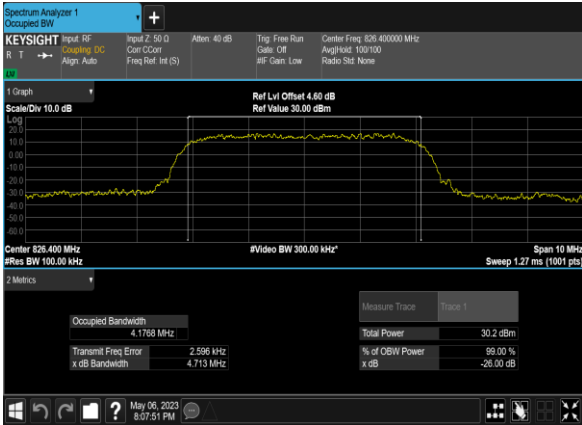


**Occupied Bandwidth**

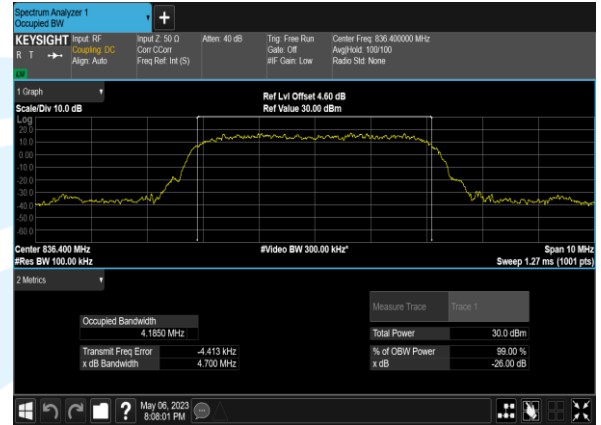
Band	Channel	Freq (MHz)	Connection Type	OBW (MHz)	26dB BW (MHz)
5	4132	826.4	RMC 12.2k	4.1768	4.713
5	4182	836.4	RMC 12.2k	4.1850	4.700
5	4233	846.6	RMC 12.2k	4.1476	4.697

**Test Graphs**

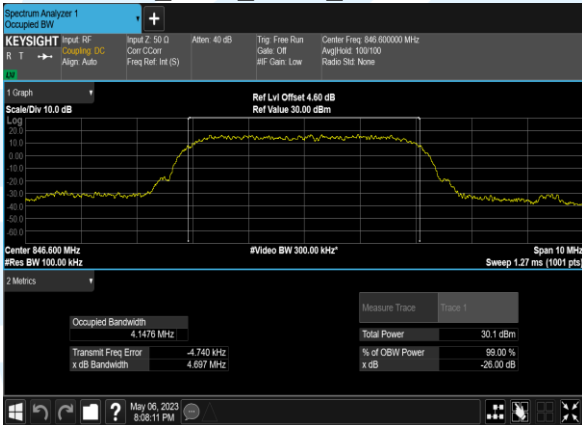
Band5\_RMC\_12.2k\_Channel4132



Band5\_RMC\_12.2k\_Channel4182



Band5\_RMC\_12.2k\_Channel4233



## Conducted Spurious Emissions

Band	Channel	Freq (MHz)	Connection Type	Result (dBm)	Limit (dBm)	Verdict
5	4132	826.4	RMC 12.2k	-30.5	-13	PASS
5	4182	836.4	RMC 12.2k	-30.66	-13	PASS
5	4233	846.6	RMC 12.2k	-30.22	-13	PASS

## Test Graphs

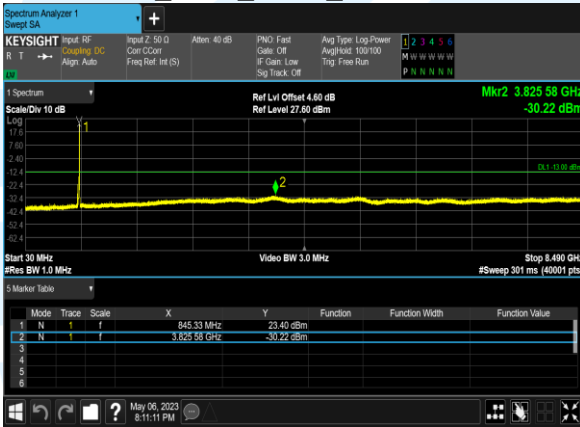
Band5\_RMC\_12.2k\_Channel4132



Band5\_RMC\_12.2k\_Channel4182



Band5\_RMC\_12.2k\_Channel4233

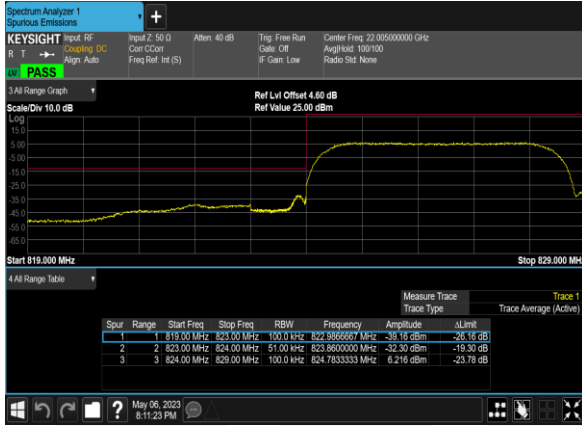


**Conducted Band Edge**

Band	Channel	Freq (MHz)	Connection Type	Result	Verdict
5	4132	826.4	RMC 12.2k	see graph	PASS
5	4233	846.6	RMC 12.2k	see graph	PASS

**Test Graphs**

Band5\_RMC\_12.2k\_Channel4132



Band5\_RMC\_12.2k\_Channel4233



## APPENDIX 1 PHOTOS OF TEST SETUP

See test photos attached in Appendix 1 for the actual connections between Product and support equipment.

## APPENDIX 2 PHOTOS OF EUT CONSTRUCTIONAL DETAILS

Refer to Appendix 2 for EUT external and internal photos.

\*\*\* End of Report \*\*\*

---

The test report is effective only with both signature and specialized stamp. The result(s) shown in this report refer only to the sample(s) tested. Without written approval of UnionTrust, this report can't be reproduced except in full.

---