

Shenzhen UnionTrust Quality and Technology Co., Ltd.

Address: 16/F, Block A, Building 6, Baoneng Science and Technology Park, Qingxiang Road No.1, Longhua New District, Shenzhen, China

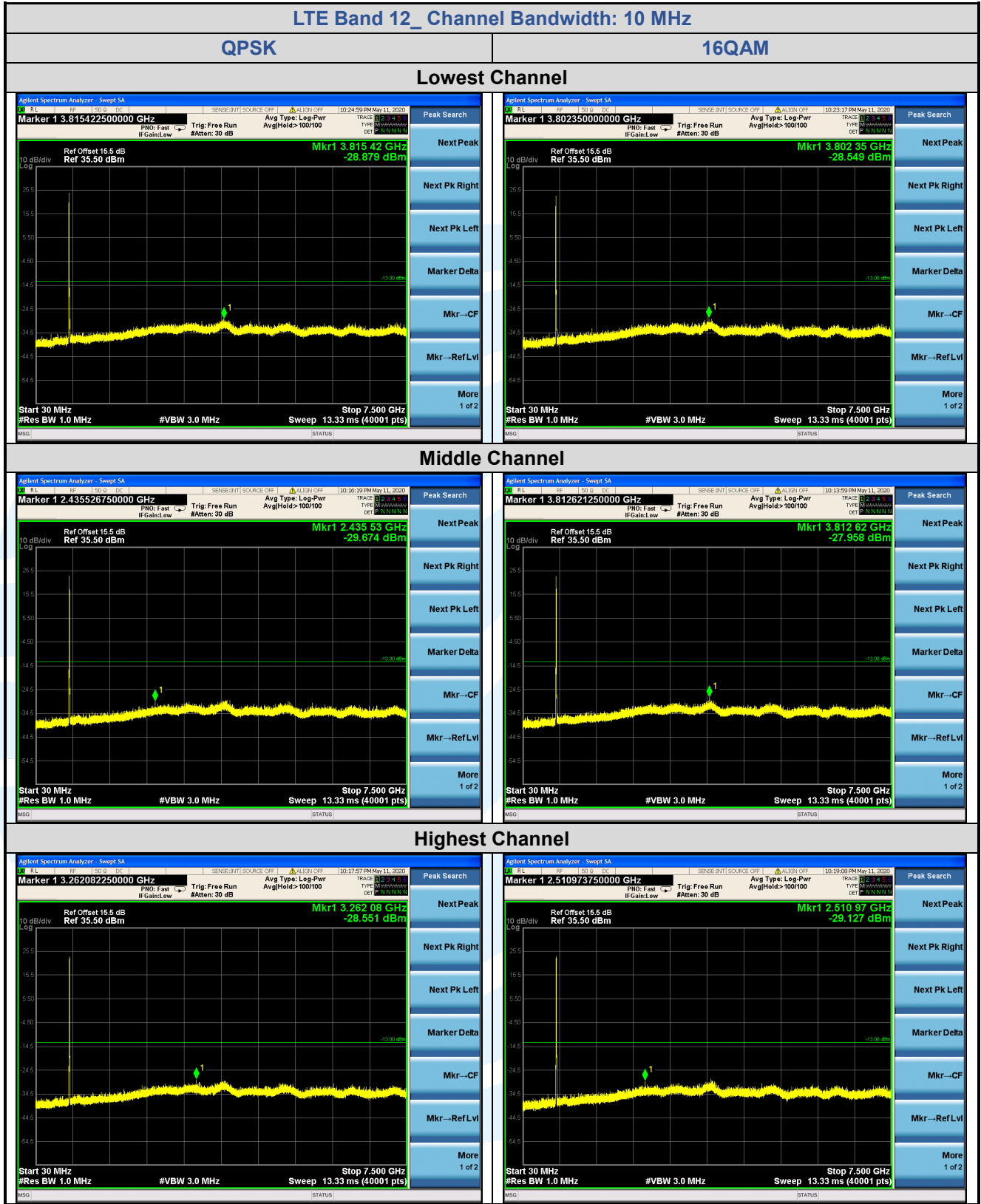
Tel: +86-755-28230888

Fax: +86-755-28230886

E-mail: info@uttlab.com

<http://www.uttlab.com>

UTTR-RF-FCC4G-V1.0



Shenzhen UnionTrust Quality and Technology Co., Ltd.

Address: 16/F, Block A, Building 6, Baoneng Science and Technology Park, Qingxiang Road No.1, Longhua New District, Shenzhen, China

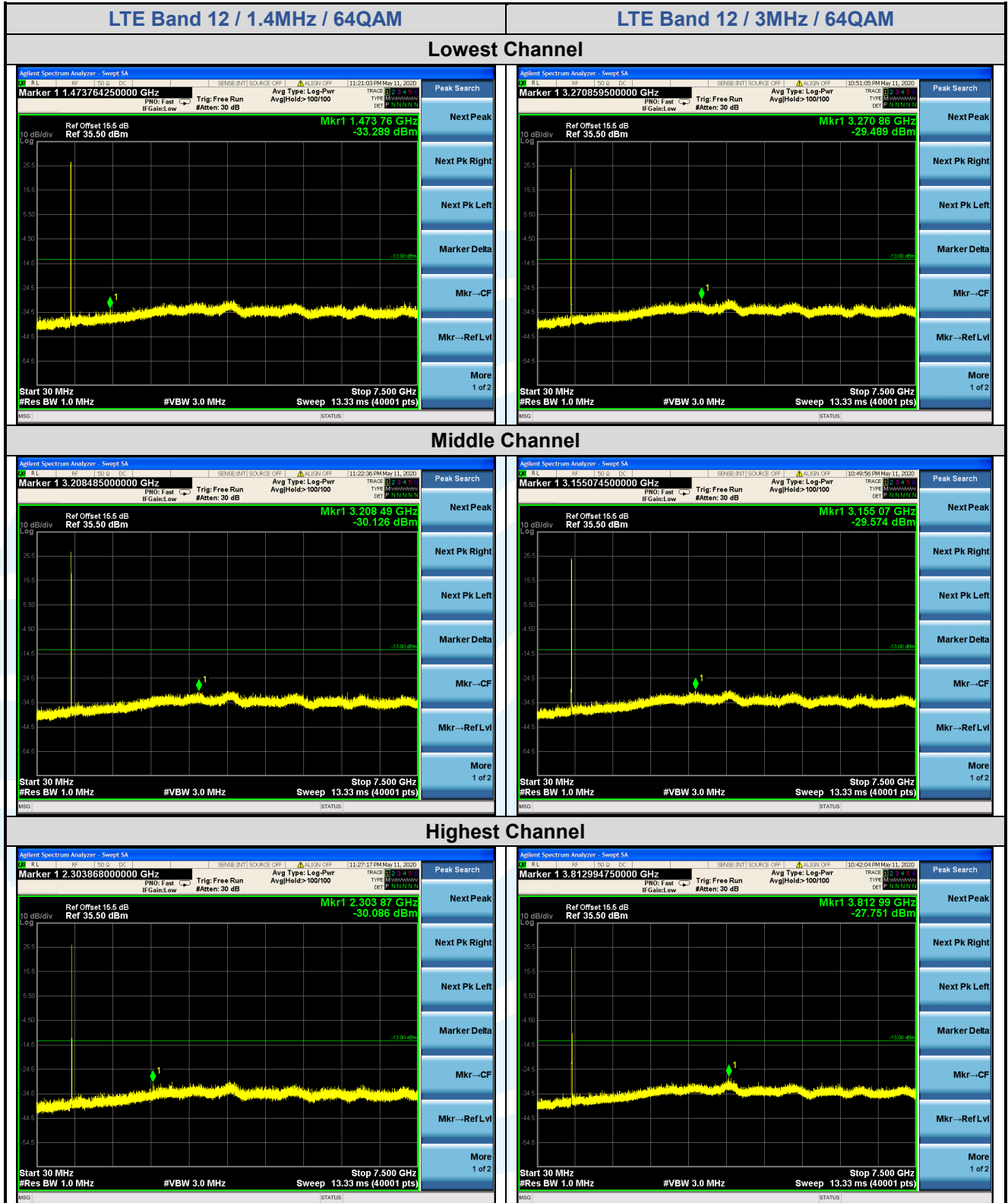
Tel: +86-755-28230888

Fax: +86-755-28230886

E-mail: info@uttlab.com

<http://www.uttlab.com>

UTTR-RF-FCC4G-V1.0



Shenzhen UnionTrust Quality and Technology Co., Ltd.

Address: 16/F, Block A, Building 6, Baoneng Science and Technology Park, Qingxiang Road No.1, Longhua New District, Shenzhen, China

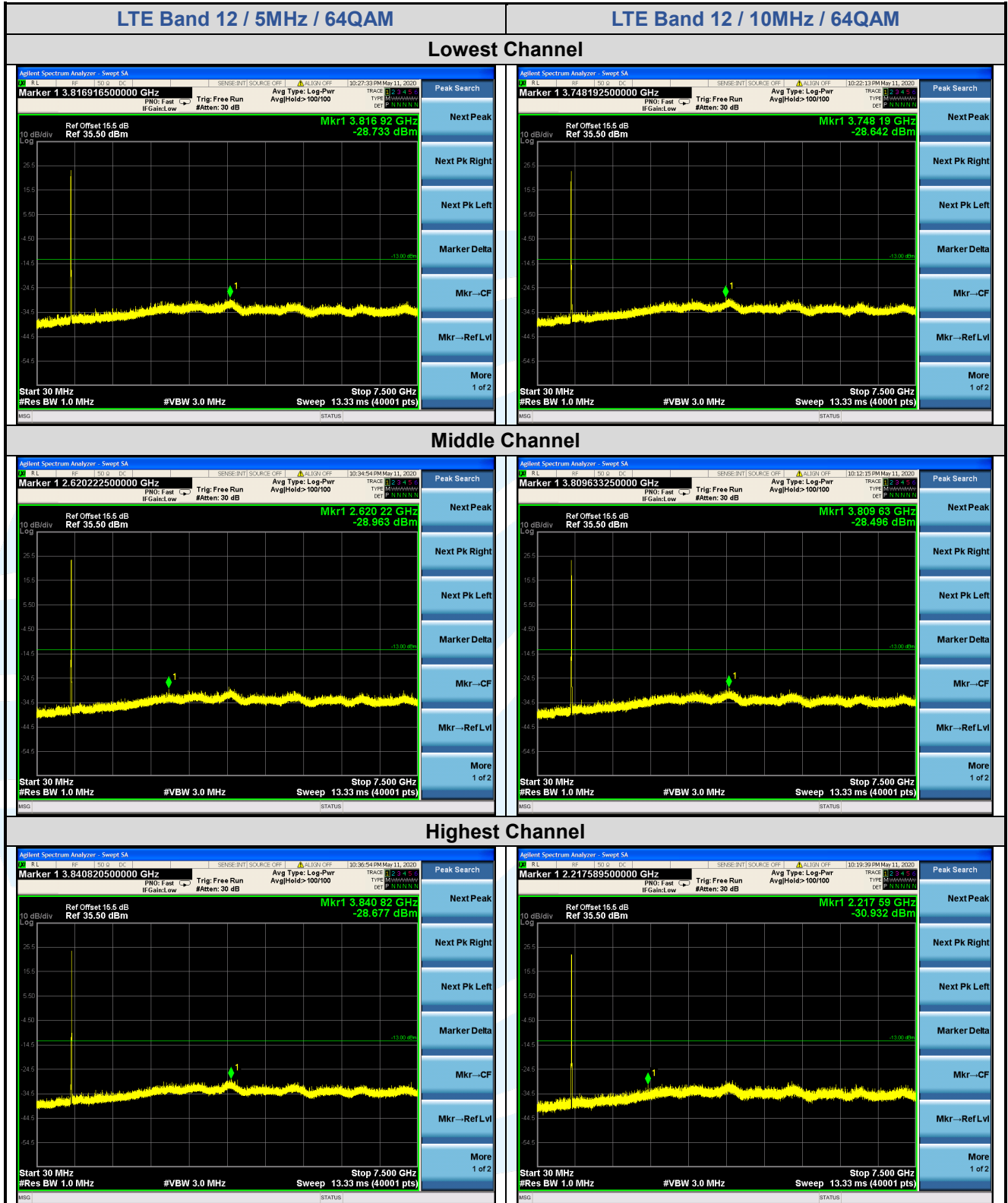
Tel: +86-755-28230888

Fax: +86-755-28230886

E-mail: info@uttlab.com

<http://www.uttlab.com>

UTTR-RF-FCC4G-V1.0



Shenzhen UnionTrust Quality and Technology Co., Ltd.

Address: 16/F, Block A, Building 6, Baoneng Science and Technology Park, Qingxiang Road No.1, Longhua New District, Shenzhen, China

Tel: +86-755-28230888

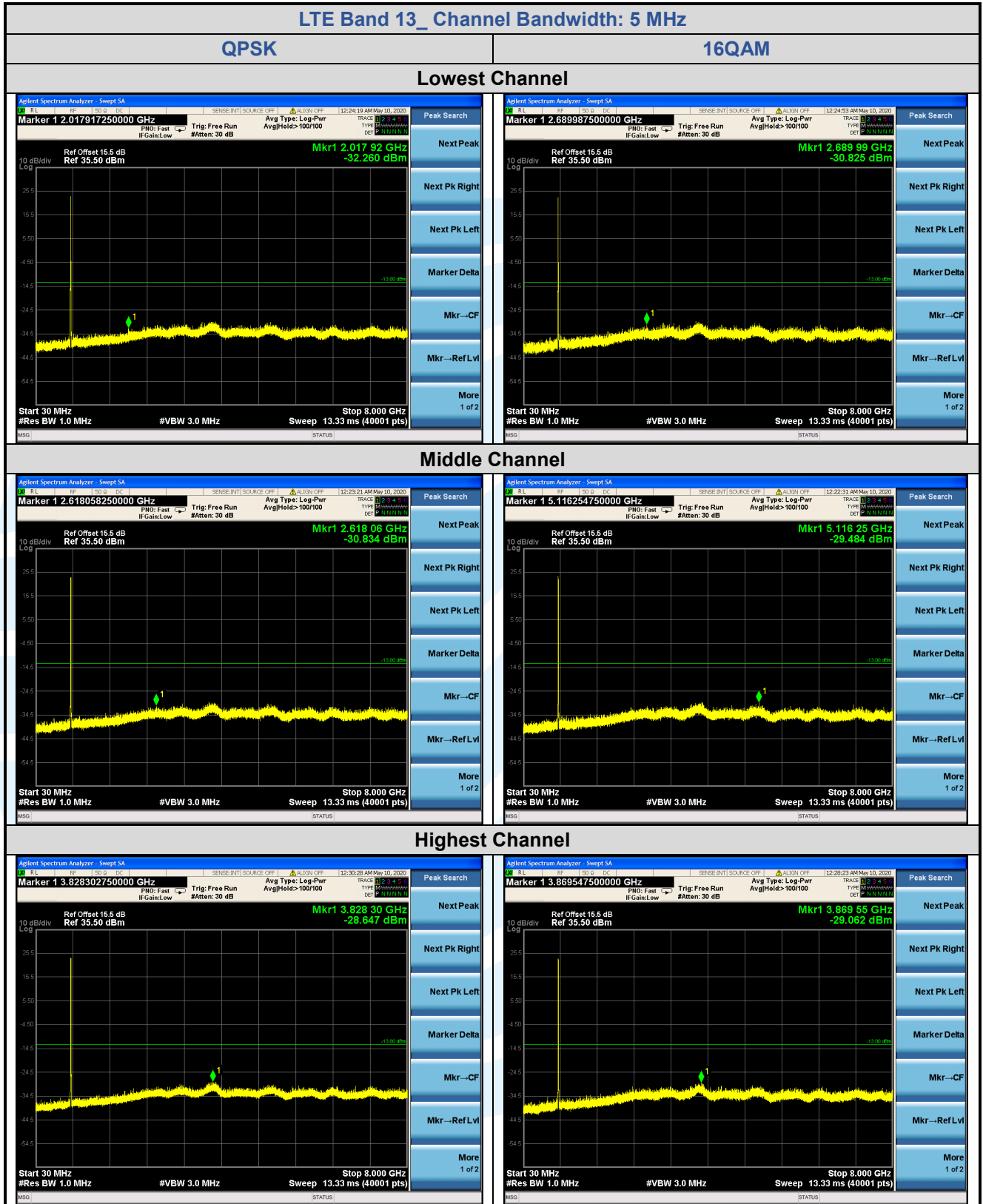
Fax: +86-755-28230886

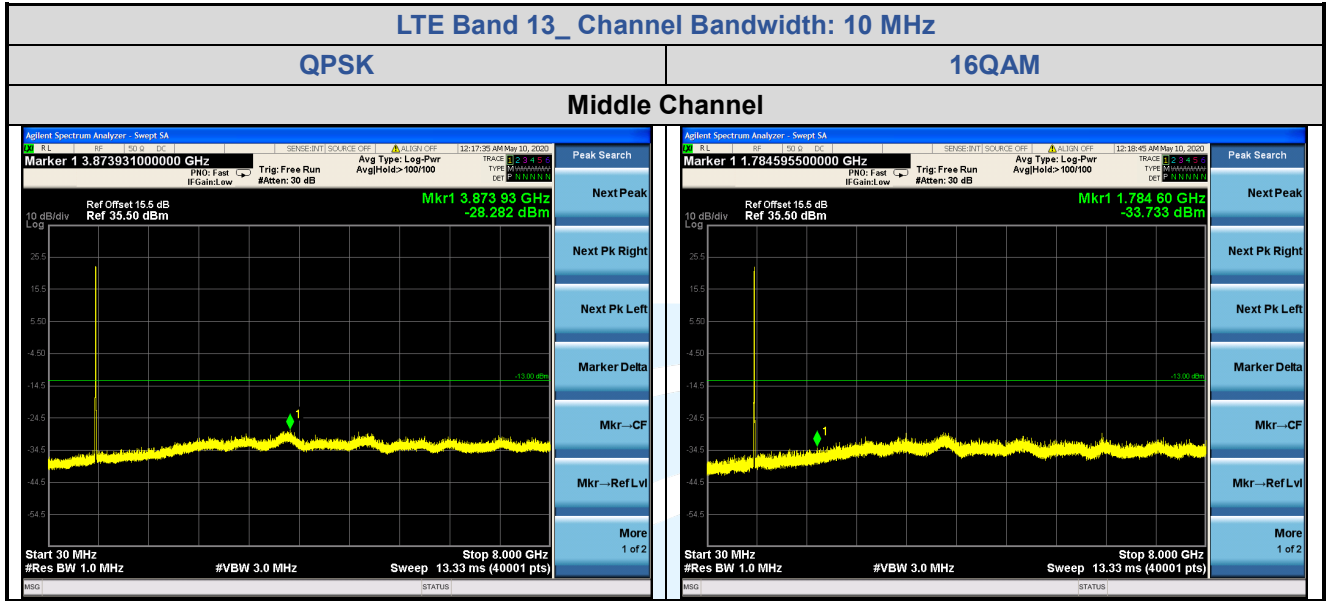
E-mail: info@uttlab.com

<http://www.uttlab.com>

UTTR-RF-FCC4G-V1.0

5.7.6 LTE Band 13





Shenzhen UnionTrust Quality and Technology Co., Ltd.

Address: 16/F, Block A, Building 6, Baoneng Science and Technology Park, Qingxiang Road No.1, Longhua New District, Shenzhen, China

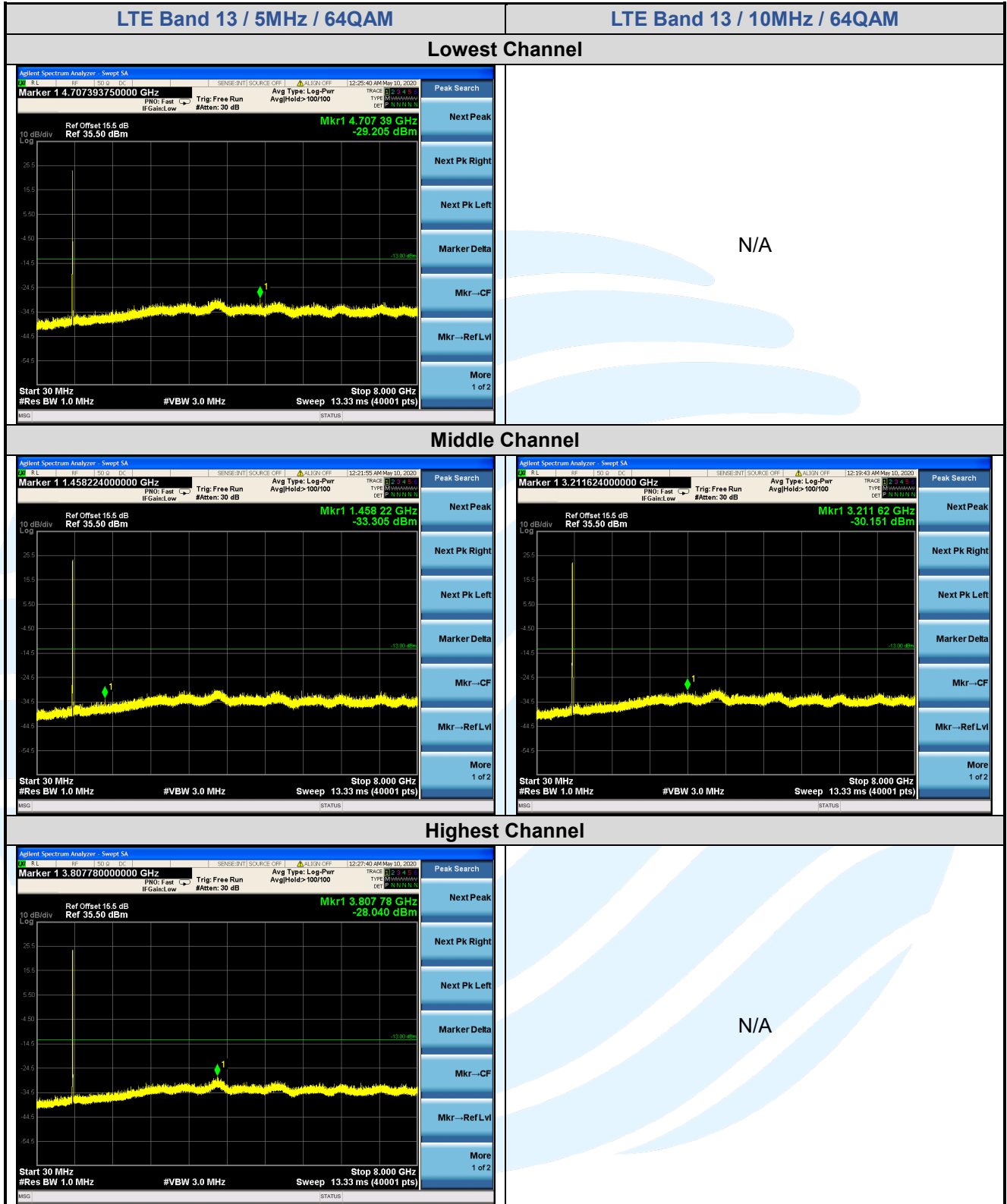
Tel: +86-755-28230888

Fax: +86-755-28230886

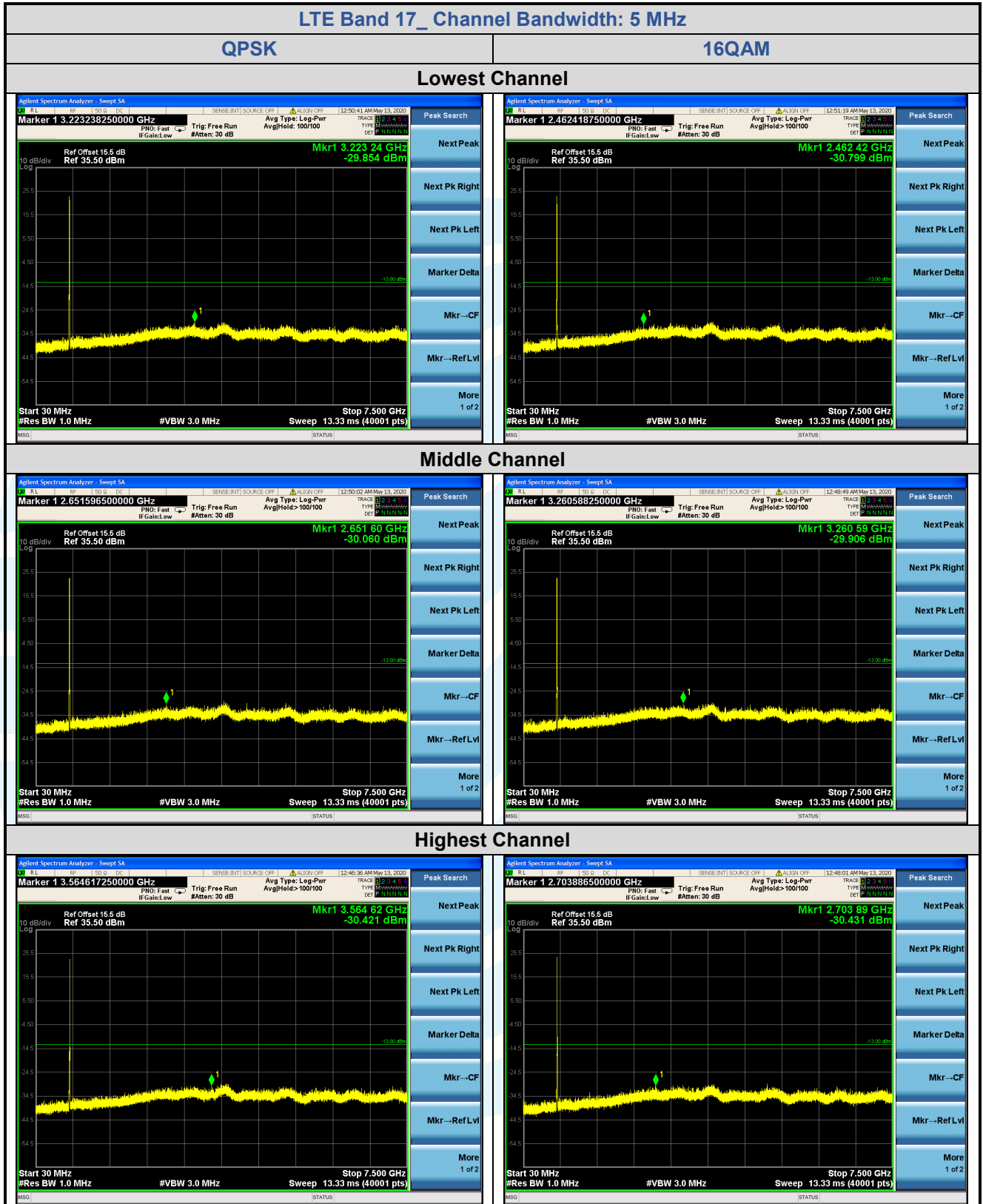
E-mail: info@uttlab.com

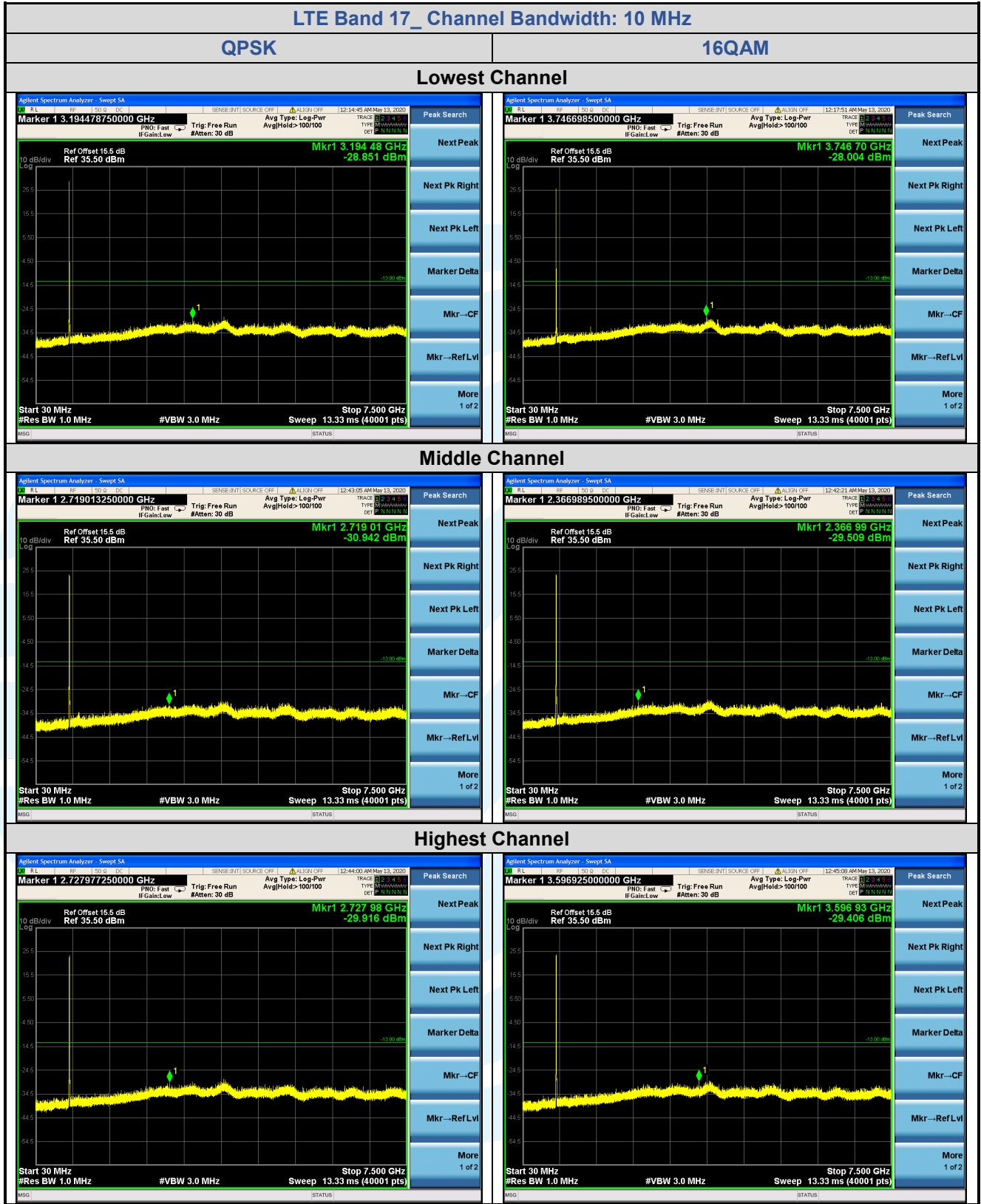
<http://www.uttlab.com>

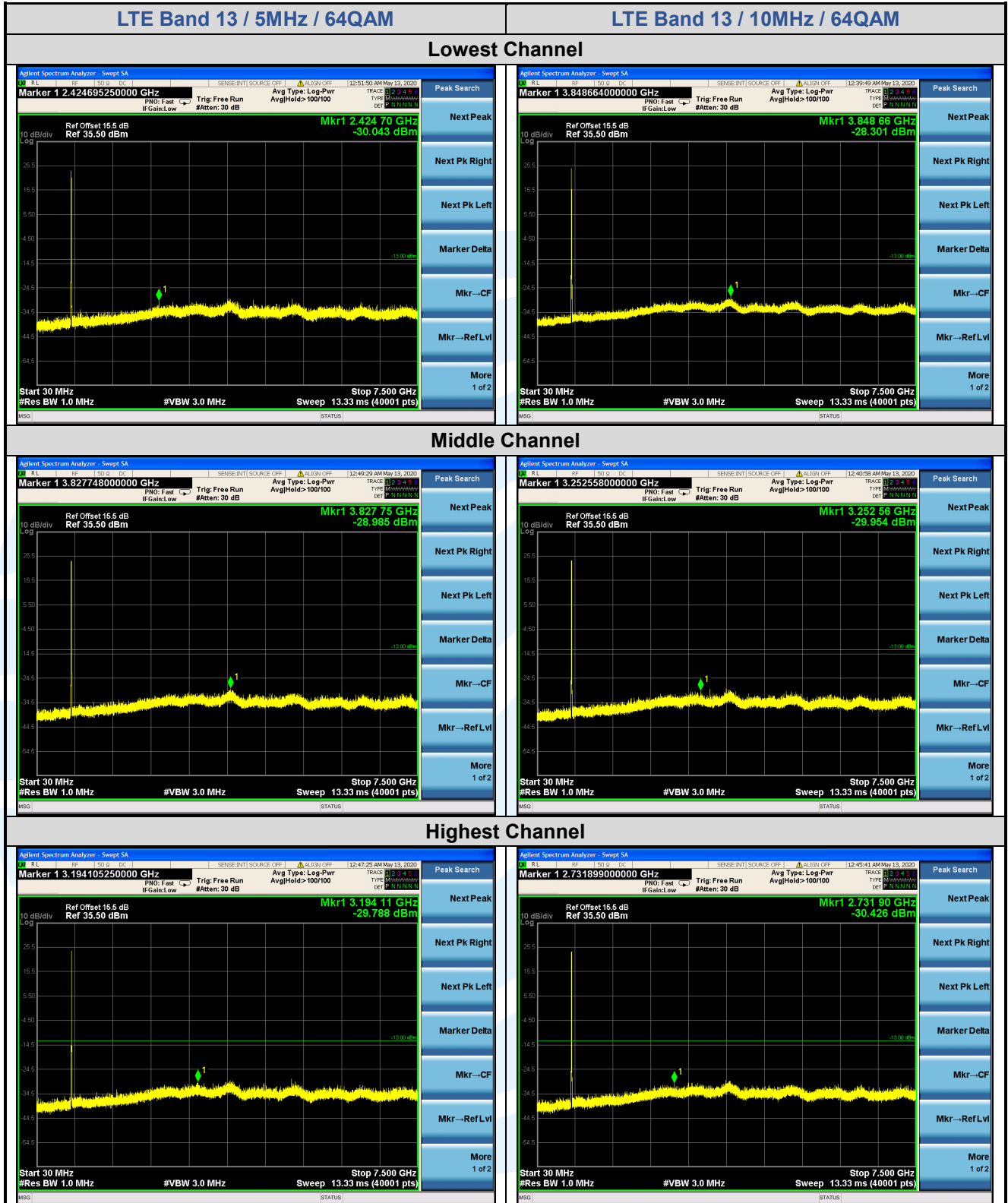
UTTR-RF-FCC4G-V1.0



5.7.7 LTE Band 17







Remark:

1) All the above radiation data, the fundamental frequency is not marked, it may exceed the limit, please ignore it.

5.8 FIELD STRENGTH OF SPURIOUS RADIATION

Test Requirement: LTE Band 2 : FCC 47 CFR Part 24.238(a)
 LTE Band 4: FCC 47 CFR Part 27.53(h)
 LTE Band 5: FCC 47 CFR Part 22.917(a)
 LTE Band 7: FCC 47 CFR Part 27.53(m)(4)
 LTE Band 12 & Band 17: FCC 47 CFR Part 27.53(g)
 LTE Band 13: FCC 47 CFR Part 27.53

Test Method: ANSI C63.26-2015 & KDB 971168 D01v03r01

Receiver Setup:

Frequency	Detector	RBW	VBW	Remark
0.009 MHz-30 MHz	Peak	10 kHz	30 KHz	Peak
30 MHz-1 GHz	Quasi-peak	100 kHz	300 KHz	Peak
Above 1 GHz	Peak	1 MHz	3 MHz	Peak

Limits:

FCC 47 CFR Part 24.238(a), 27.53(h)(1), 22.917(a), 27.53(g), 27.53(c)(2):

The power of any emission outside of the authorized operating frequency ranges must be attenuated below the transmitting power (P) by a factor of at least $43 + 10 \log(P)$ dB. The emission limit equal to -13 dBm.

FCC 47 CFR Part 27.53(m)(4):

The power of any emission outside of the authorized operating frequency ranges must be attenuated below the transmitting power (P) by a factor of at least $55 + 10 \log(P)$ dB. The emission limit equal to -25 dBm.

FCC 47 CFR Part 27.53:

(c) The power of any emission outside of the authorized operating frequency ranges must be attenuated below the transmitting power (P) by a factor of at least $43 + 10 \log(P)$ dB.

(f) Emissions in the band 1559-1610 MHz shall be limited to -70 dBW/MHz equivalent isotropically radiated power (EIRP) for wideband signals. (-70 dBW/MHz = -40dBm/MHz).

Test Setup: Refer to section 4.2.1 for details.

Test Procedures: KDB 971168 D01v03r01 Section 7

Equipment Used: Refer to section 3 for details.

Test Result: Pass

The measurement data as follows:

5.8.1 LTE Band 2

LTE Band 2_20 MHz_QPSK_Below 1G							
No.	Frequency	SA Reading	Correction factor	EIRP Result	Limit	Margin	Ant. Pol.
	(MHz)	(dBm)	(dB/m)	(dBm)	(dBm)	(dB)	
Lowest Channel							
1	35.263	-79.96	7.33	-72.63	-13.00	-59.63	Horizontal
2	106.281	-77.97	3.23	-74.74	-13.00	-61.74	Horizontal
3	350.972	-78.38	11.17	-67.21	-13.00	-54.21	Horizontal
4	30.425	-79.47	10.03	-69.44	-13.00	-56.44	Vertical
5	124.925	-78.28	3.00	-75.28	-13.00	-62.28	Vertical
6	590.351	-80.83	15.37	-65.46	-13.00	-52.46	Vertical
Middle Channel							
1	35.511	-78.78	7.20	-71.58	-13.00	-58.58	Horizontal
2	152.090	-78.94	4.49	-74.45	-13.00	-61.45	Horizontal
3	698.804	-81.30	18.36	-62.94	-13.00	-49.94	Horizontal
4	32.184	-79.49	8.91	-70.58	-13.00	-57.58	Vertical
5	106.281	-79.89	3.23	-76.66	-13.00	-63.66	Vertical
6	586.217	-81.07	15.48	-65.59	-13.00	-52.59	Vertical
Highest Channel							
1	32.184	-79.52	8.89	-70.63	-13.00	-57.63	Horizontal
2	124.925	-78.22	3.00	-75.22	-13.00	-62.22	Horizontal
3	368.668	-80.16	10.97	-69.19	-13.00	-56.19	Horizontal
4	30.855	-79.94	9.76	-70.18	-13.00	-57.18	Vertical
5	124.050	-79.39	2.99	-76.40	-13.00	-63.40	Vertical
6	821.387	-81.03	18.70	-62.33	-13.00	-49.33	Vertical

LTE Band 2_20 MHz_QPSK_Above 1G							
No.	Frequency	SA Reading	Correction factor	EIRP Result	Limit	Margin	Ant. Pol.
	(MHz)	(dBm)	(dB/m)	(dBm)	(dBm)	(dB)	
Lowest Channel							
1	3720.000	-51.27	15.41	-35.86	-13.00	-22.86	Horizontal
2	7440.000	-59.26	18.64	-40.62	-13.00	-27.62	Horizontal
3	3720.000	-59.92	15.15	-44.77	-13.00	-31.77	Vertical
4	7440.000	-58.78	18.34	-40.44	-13.00	-27.44	Vertical
Middle Channel							
1	3760.000	-57.67	15.54	-42.13	-13.00	-29.13	Horizontal
2	7520.000	-60.40	18.70	-41.70	-13.00	-28.70	Horizontal
3	3760.000	-57.67	15.29	-42.38	-13.00	-29.38	Vertical
4	7520.000	-60.41	18.41	-42.00	-13.00	-29.00	Vertical
Highest Channel							
1	3800.000	-47.65	15.67	-31.98	-13.00	-18.98	Horizontal
2	5700.000	-59.60	17.40	-42.20	-13.00	-29.20	Horizontal
3	3800.000	-55.85	15.43	-40.42	-13.00	-27.42	Vertical
4	5700.000	-56.80	17.20	-39.60	-13.00	-26.60	Vertical

Shenzhen UnionTrust Quality and Technology Co., Ltd.

Address: 16/F, Block A, Building 6, Baoneng Science and Technology Park, Qingxiang Road No.1, Longhua New District, Shenzhen, China

Tel: +86-755-28230888

Fax: +86-755-28230886

E-mail: info@uttlab.com

<http://www.uttlab.com>

UTTR-RF-FCC4G-V1.0

5.8.2 LTE Band 4

LTE Band 4_ 20 MHz_ QPSK_ Below 1G							
No.	Frequency	SA Reading	Correction factor	EIRP Result	Limit	Margin	Ant. Pol.
	(MHz)	(dBm)	(dB/m)	(dBm)	(dBm)	(dB)	
Lowest Channel							
1	30.855	-81.05	9.57	-71.48	-13.00	-58.48	Horizontal
2	103.335	-78.90	3.26	-75.64	-13.00	-62.64	Horizontal
3	749.676	-81.79	17.92	-63.87	-13.00	-50.87	Horizontal
4	30.639	-81.21	9.89	-71.32	-13.00	-58.32	Vertical
5	144.790	-79.79	3.78	-76.01	-13.00	-63.01	Vertical
6	703.731	-82.39	17.25	-65.14	-13.00	-52.14	Vertical
Middle Channel							
1	30.639	-79.98	9.67	-70.31	-13.00	-57.31	Horizontal
2	148.917	-78.96	4.18	-74.78	-13.00	-61.78	Horizontal
3	684.226	-81.12	18.02	-63.10	-13.00	-50.10	Horizontal
4	30.425	-80.65	10.03	-70.62	-13.00	-57.62	Vertical
5	204.305	-81.63	5.74	-75.89	-13.00	-62.89	Vertical
6	674.677	-79.34	15.90	-63.44	-13.00	-50.44	Vertical
Highest Channel							
1	32.870	-79.67	8.53	-71.14	-13.00	-58.14	Horizontal
2	104.798	-77.62	3.25	-74.37	-13.00	-61.37	Horizontal
3	979.139	-81.38	23.24	-58.14	-13.00	-45.14	Horizontal
4	31.073	-79.95	9.61	-70.34	-13.00	-57.34	Vertical
5	280.294	-81.89	8.88	-73.01	-13.00	-60.01	Vertical
6	689.051	-81.36	16.68	-64.68	-13.00	-51.68	Vertical

LTE Band 4_ 20 MHz_ QPSK_ Above 1G							
No.	Frequency	SA Reading	Correction factor	EIRP Result	Limit	Margin	Ant. Pol.
	(MHz)	(dBm)	(dB/m)	(dBm)	(dBm)	(dB)	
Lowest Channel							
1	3440.000	-61.36	13.89	-47.47	-13.00	-34.47	Horizontal
2	5160.000	-63.78	16.46	-47.32	-13.00	-34.32	Horizontal
3	3440.000	-67.28	13.59	-53.69	-13.00	-40.69	Vertical
4	5160.000	-64.20	16.13	-48.07	-13.00	-35.07	Vertical
Middle Channel							
1	3465.000	-58.54	14.07	-44.47	-13.00	-31.47	Horizontal
2	5197.500	-61.76	16.61	-45.15	-13.00	-32.15	Horizontal
3	3465.000	-67.51	13.77	-53.74	-13.00	-40.74	Vertical
4	5197.500	-60.02	16.29	-43.73	-13.00	-30.73	Vertical
Highest Channel							
1	3490.000	-55.38	14.23	-41.15	-13.00	-28.15	Horizontal
2	5235.000	-59.69	16.67	-43.02	-13.00	-30.02	Horizontal
3	3490.000	-64.29	13.93	-50.36	-13.00	-37.36	Vertical
4	5235.000	-60.65	16.37	-44.28	-13.00	-31.28	Vertical

Shenzhen UnionTrust Quality and Technology Co., Ltd.

Address: 16/F, Block A, Building 6, Baoneng Science and Technology Park, Qingxiang Road No.1, Longhua New District, Shenzhen, China

Tel: +86-755-28230888

Fax: +86-755-28230886

E-mail: info@uttlab.com

<http://www.uttlab.com>

UTTR-RF-FCC4G-V1.0

5.8.3 LTE Band 5

LTE Band 5_ 10 MHz_ QPSK_ Below 1G							
No.	Frequency	SA Reading	Correction factor	EIRP Result	Limit	Margin	Ant. Pol.
	(MHz)	(dBm)	(dB/m)	(dBm)	(dBm)	(dB)	
Lowest Channel							
1	35.016	-90.85	36.47	-54.38	-13.00	-41.38	Horizontal
2	684.226	-88.30	47.46	-40.84	-13.00	-27.84	Horizontal
3	965.474	-86.83	52.03	-34.80	-13.00	-21.80	Horizontal
4	35.263	-92.01	35.96	-56.05	-13.00	-43.05	Vertical
5	183.866	-89.25	33.73	-55.52	-13.00	-42.52	Vertical
6	932.141	-86.63	50.07	-36.56	-13.00	-23.56	Vertical
Middle Channel							
1	31.073	-92.19	38.49	-53.70	-13.00	-40.70	Horizontal
2	535.038	-88.31	44.22	-44.09	-13.00	-31.09	Horizontal
3	965.474	-86.79	52.03	-34.76	-13.00	-21.76	Horizontal
4	35.511	-91.27	35.79	-55.48	-13.00	-42.48	Vertical
5	186.468	-90.09	33.67	-56.42	-13.00	-43.42	Vertical
6	932.141	-87.08	50.07	-37.01	-13.00	-24.01	Vertical
Highest Channel							
1	36.524	-90.29	35.68	-54.61	-13.00	-41.61	Horizontal
2	104.064	-90.76	32.05	-58.71	-13.00	-45.71	Horizontal
3	979.139	-87.97	52.19	-35.78	-13.00	-22.78	Horizontal
4	33.335	-91.85	37.19	-54.66	-13.00	-41.66	Vertical
5	135.916	-89.19	31.88	-57.31	-13.00	-44.31	Vertical
6	972.283	-87.90	51.10	-36.80	-13.00	-23.80	Vertical

LTE Band 5_ 10 MHz_ QPSK_ Above 1G							
No.	Frequency	SA Reading	Correction factor	EIRP Result	Limit	Margin	Ant. Pol.
	(MHz)	(dBm)	(dB/m)	(dBm)	(dBm)	(dB)	
Lowest Channel							
1	1658.000	-69.03	3.28	-65.75	-13.00	-52.75	Horizontal
2	2487.000	-71.64	11.46	-60.18	-13.00	-47.18	Horizontal
3	1658.000	-67.47	3.35	-64.12	-13.00	-51.12	Vertical
4	2487.000	-72.44	11.26	-61.18	-13.00	-48.18	Vertical
Middle Channel							
1	1673.000	-68.82	3.44	-65.38	-13.00	-52.38	Horizontal
2	2509.500	-72.03	11.46	-60.57	-13.00	-47.57	Horizontal
3	1673.000	-67.10	3.50	-63.60	-13.00	-50.60	Vertical
4	2509.500	-71.54	11.26	-60.28	-13.00	-47.28	Vertical
Highest Channel							
1	1688.000	-68.85	3.60	-65.25	-13.00	-52.25	Horizontal
2	2532.000	-71.67	11.47	-60.20	-13.00	-47.20	Horizontal
3	1688.000	-68.11	3.65	-64.46	-13.00	-51.46	Vertical
4	2532.000	-72.39	11.26	-61.13	-13.00	-48.13	Vertical

Shenzhen UnionTrust Quality and Technology Co., Ltd.

Address: 16/F, Block A, Building 6, Baoneng Science and Technology Park, Qingxiang Road No.1, Longhua New District, Shenzhen, China

Tel: +86-755-28230888

Fax: +86-755-28230886

E-mail: info@uttlab.com

<http://www.uttlab.com>

UTTR-RF-FCC4G-V1.0

5.8.4 LTE Band 7

LTE Band 7_ 20 MHz_ QPSK_ Below 1G							
No.	Frequency	SA Reading	Correction factor	EIRP Result	Limit	Margin	Ant. Pol.
	(MHz)	(dBm)	(dB/m)	(dBm)	(dBm)	(dB)	
Lowest Channel							
1	34.770	-79.48	7.56	-71.92	-25.00	-46.92	Horizontal
2	104.798	-78.51	3.25	-75.26	-25.00	-50.26	Horizontal
3	250.486	-80.71	8.13	-72.58	-25.00	-47.58	Horizontal
4	30.639	-78.95	9.89	-69.06	-25.00	-44.06	Vertical
5	176.275	-81.03	5.03	-76.00	-25.00	-51.00	Vertical
6	430.305	-81.54	12.96	-68.58	-25.00	-43.58	Vertical
Middle Channel							
1	32.184	-80.97	8.89	-72.08	-25.00	-47.08	Horizontal
2	106.281	-78.63	3.23	-75.40	-25.00	-50.40	Horizontal
3	793.028	-80.67	18.83	-61.84	-25.00	-36.84	Horizontal
4	32.411	-81.58	8.76	-72.82	-25.00	-47.82	Vertical
5	165.472	-80.23	4.56	-75.67	-25.00	-50.67	Vertical
6	728.897	-81.29	16.92	-64.37	-25.00	-39.37	Vertical
Highest Channel							
1	32.411	-79.54	8.77	-70.77	-25.00	-45.77	Horizontal
2	101.893	-77.50	3.29	-74.21	-25.00	-49.21	Horizontal
3	804.252	-80.19	18.96	-61.23	-25.00	-36.23	Horizontal
4	32.411	-79.61	8.76	-70.85	-25.00	-45.85	Vertical
5	578.036	-81.01	15.70	-65.31	-25.00	-40.31	Vertical
6	979.139	-81.58	22.36	-59.22	-25.00	-34.22	Vertical

LTE Band 7_ 20 MHz_ QPSK_ Above 1G							
No.	Frequency	SA Reading	Correction factor	EIRP Result	Limit	Margin	Ant. Pol.
	(MHz)	(dBm)	(dB/m)	(dBm)	(dBm)	(dB)	
Lowest Channel							
1	5020.000	-54.40	15.93	-38.47	-25.00	-13.47	Horizontal
2	7530.000	-59.16	18.71	-40.45	-25.00	-15.45	Horizontal
3	5020.000	-52.98	15.54	-37.44	-25.00	-12.44	Vertical
4	7530.000	-62.25	18.44	-43.81	-25.00	-18.81	Vertical
Middle Channel							
1	5070.000	-51.50	16.12	-35.38	-25.00	-10.38	Horizontal
2	7605.000	-58.62	18.78	-39.84	-25.00	-14.84	Horizontal
3	5070.000	-52.42	15.75	-36.67	-25.00	-11.67	Vertical
4	7605.000	-62.35	18.56	-43.79	-25.00	-18.79	Vertical
Highest Channel							
1	5120.000	-48.46	16.31	-32.15	-25.00	-7.15	Horizontal
2	7680.000	-61.85	18.85	-43.00	-25.00	-18.00	Horizontal
3	5120.000	-52.37	15.96	-36.41	-25.00	-11.41	Vertical
4	7680.000	-62.54	18.70	-43.84	-25.00	-18.84	Vertical

Shenzhen UnionTrust Quality and Technology Co., Ltd.

Address: 16/F, Block A, Building 6, Baoneng Science and Technology Park, Qingxiang Road No.1, Longhua New District, Shenzhen, China

Tel: +86-755-28230888

Fax: +86-755-28230886

E-mail: info@uttlab.com

<http://www.uttlab.com>

UTTR-RF-FCC4G-V1.0

5.8.5 LTE Band 12

LTE Band 12_ 10 MHz_ QPSK_ Below 1G							
No.	Frequency	SA Reading	Correction factor	EIRP Result	Limit	Margin	Ant. Pol.
	(MHz)	(dBm)	(dB/m)	(dBm)	(dBm)	(dB)	
Lowest Channel							
1	35.263	-91.95	36.34	-55.61	-13.00	-42.61	Horizontal
2	166.639	-89.04	33.35	-55.69	-13.00	-42.69	Horizontal
3	958.714	-88.41	52.01	-36.40	-13.00	-23.40	Horizontal
4	30.855	-92.69	38.80	-53.89	-13.00	-40.89	Vertical
5	327.155	-88.71	38.10	-50.61	-13.00	-37.61	Vertical
6	979.139	-89.04	51.31	-37.73	-13.00	-24.73	Vertical
Middle Channel							
1	34.285	-91.42	36.83	-54.59	-13.00	-41.59	Horizontal
2	168.997	-89.97	33.17	-56.80	-13.00	-43.80	Horizontal
3	958.714	-88.63	52.01	-36.62	-13.00	-23.62	Horizontal
4	34.527	-92.44	36.41	-56.03	-13.00	-43.03	Vertical
5	569.969	-90.04	45.13	-44.91	-13.00	-31.91	Vertical
6	965.474	-88.09	50.90	-37.19	-13.00	-24.19	Vertical
Highest Channel							
1	31.292	-91.03	38.39	-52.64	-13.00	-39.64	Horizontal
2	523.876	-88.99	44.16	-44.83	-13.00	-31.83	Horizontal
3	965.474	-87.56	52.03	-35.53	-13.00	-22.53	Horizontal
4	36.781	-92.00	34.97	-57.03	-13.00	-44.03	Vertical
5	371.268	-88.84	39.54	-49.30	-13.00	-36.30	Vertical
6	569.969	-89.10	45.13	-43.97	-13.00	-30.97	Vertical

LTE Band 12_ 10 MHz_ QPSK_ Above 1G							
No.	Frequency	SA Reading	Correction factor	EIRP Result	Limit	Margin	Ant. Pol.
	(MHz)	(dBm)	(dB/m)	(dBm)	(dBm)	(dB)	
Lowest Channel							
1	1408.000	-63.60	1.27	-62.33	-13.00	-49.33	Horizontal
2	2112.000	-71.79	7.77	-64.02	-13.00	-51.02	Horizontal
3	1408.000	-60.50	1.45	-59.05	-13.00	-46.05	Vertical
4	2112.000	-67.16	7.57	-59.59	-13.00	-46.59	Vertical
Middle Channel							
1	1415.000	-62.40	1.30	-61.10	-13.00	-48.10	Horizontal
2	2122.500	-71.30	7.83	-63.47	-13.00	-50.47	Horizontal
3	1415.000	-61.32	1.48	-59.84	-13.00	-46.84	Vertical
4	2122.500	-70.92	7.63	-63.29	-13.00	-50.29	Vertical
Highest Channel							
1	1422.000	-66.04	1.32	-64.72	-13.00	-51.72	Horizontal
2	2133.000	-71.14	7.90	-63.24	-13.00	-50.24	Horizontal
3	1422.000	-66.05	1.50	-64.55	-13.00	-51.55	Vertical
4	2133.000	-71.40	7.70	-63.70	-13.00	-50.70	Vertical

Shenzhen UnionTrust Quality and Technology Co., Ltd.

Address: 16/F, Block A, Building 6, Baoneng Science and Technology Park, Qingxiang Road No.1, Longhua New District, Shenzhen, China

Tel: +86-755-28230888

Fax: +86-755-28230886

E-mail: info@uttlab.com

<http://www.uttlab.com>

UTTR-RF-FCC4G-V1.0

5.8.6 LTE Band 13

LTE Band 13_ 5 MHz_ QPSK_ Below 1G							
No.	Frequency	SA Reading	Correction factor	EIRP Result	Limit	Margin	Ant. Pol.
	(MHz)	(dBm)	(dB/m)	(dBm)	(dBm)	(dB)	
Lowest Channel							
1	355.940	-88.58	39.61	-48.97	-13.00	-35.97	Horizontal
2	679.435	-88.16	47.35	-40.81	-13.00	-27.81	Horizontal
3	972.283	-87.45	52.07	-35.38	-13.00	-22.38	Horizontal
4	245.261	-88.96	36.13	-52.83	-13.00	-39.83	Vertical
5	620.117	-88.99	44.78	-44.21	-13.00	-31.21	Vertical
6	945.334	-87.03	50.38	-36.65	-13.00	-23.65	Vertical
Middle Channel							
1	95.649	-88.84	31.63	-57.21	-13.00	-44.21	Horizontal
2	445.693	-89.20	41.78	-47.42	-13.00	-34.42	Horizontal
3	952.000	-88.02	51.99	-36.03	-13.00	-23.03	Horizontal
4	141.769	-89.09	32.14	-56.95	-13.00	-43.95	Vertical
5	624.490	-88.58	44.83	-43.75	-13.00	-30.75	Vertical
6	979.139	-87.69	51.31	-36.38	-13.00	-23.38	Vertical
Highest Channel							
1	162.020	-90.35	33.70	-56.65	-13.00	-43.65	Horizontal
2	523.876	-89.79	44.16	-45.63	-13.00	-32.63	Horizontal
3	958.714	-88.28	52.01	-36.27	-13.00	-23.27	Horizontal
4	91.700	-89.00	31.19	-57.81	-13.00	-44.81	Vertical
5	505.789	-89.58	43.64	-45.94	-13.00	-32.94	Vertical
6	958.714	-87.31	50.72	-36.59	-13.00	-23.59	Vertical

LTE Band 13_ 5 MHz_ QPSK_ Above 1G							
No.	Frequency	SA Reading	Correction factor	EIRP Result	Limit	Margin	Ant. Pol.
	(MHz)	(dBm)	(dB/m)	(dBm)	(dBm)	(dB)	
Lowest Channel							
1	1559.000	-68.58	2.19	-66.39	-13.00	-53.39	Horizontal
2	2338.500	-71.81	10.41	-61.40	-13.00	-48.40	Horizontal
3	1559.000	-68.14	2.34	-65.80	-13.00	-52.80	Vertical
4	2338.500	-73.00	10.21	-62.79	-13.00	-49.79	Vertical
Middle Channel							
1	1564.000	-67.80	2.23	-65.57	-13.00	-52.57	Horizontal
2	2346.000	-72.91	10.53	-62.38	-13.00	-49.38	Horizontal
3	1564.000	-67.84	2.38	-65.46	-13.00	-52.46	Vertical
4	2346.000	-71.37	10.33	-61.04	-13.00	-48.04	Vertical
Highest Channel							
1	1569.000	-68.56	2.29	-66.27	-13.00	-53.27	Horizontal
2	2353.500	-71.90	10.65	-61.25	-13.00	-48.25	Horizontal
3	1569.000	-69.10	2.44	-66.66	-13.00	-53.66	Vertical
4	2353.500	-71.74	10.45	-61.29	-13.00	-48.29	Vertical

Shenzhen UnionTrust Quality and Technology Co., Ltd.

Address: 16/F, Block A, Building 6, Baoneng Science and Technology Park, Qingxiang Road No.1, Longhua New District, Shenzhen, China

Tel: +86-755-28230888

Fax: +86-755-28230886

E-mail: info@uttlab.com

<http://www.uttlab.com>

UTTR-RF-FCC4G-V1.0

5.8.7 LTE Band 17

LTE Band 17_ 10 MHz_ QPSK_ Below 1G							
No.	Frequency	SA Reading	Correction factor	EIRP Result	Limit	Margin	Ant. Pol.
	(MHz)	(dBm)	(dB/m)	(dBm)	(dBm)	(dB)	
Lowest Channel							
1	54.135	-74.50	23.80	-50.70	-13.00	-37.70	Horizontal
2	103.335	-76.83	26.14	-50.69	-13.00	-37.69	Horizontal
3	250.486	-79.25	30.50	-48.75	-13.00	-35.75	Horizontal
4	62.304	-75.04	23.96	-51.08	-13.00	-38.08	Vertical
5	100.471	-77.55	26.19	-51.36	-13.00	-38.36	Vertical
6	912.695	-80.89	43.57	-37.32	-13.00	-24.32	Vertical
Middle Channel							
1	69.230	-75.52	24.17	-51.35	-13.00	-38.35	Horizontal
2	101.893	-77.33	26.17	-51.16	-13.00	-38.16	Horizontal
3	520.208	-80.83	38.07	-42.76	-13.00	-29.76	Horizontal
4	54.135	-74.53	23.77	-50.76	-13.00	-37.76	Vertical
5	101.893	-75.98	26.17	-49.81	-13.00	-36.81	Vertical
6	958.714	-81.32	44.81	-36.51	-13.00	-23.51	Vertical
Highest Channel							
1	54.135	-75.50	23.80	-51.70	-13.00	-38.70	Horizontal
2	103.335	-76.61	26.14	-50.47	-13.00	-37.47	Horizontal
3	611.462	-80.80	40.09	-40.71	-13.00	-27.71	Horizontal
4	62.304	-76.18	23.96	-52.22	-13.00	-39.22	Vertical
5	101.893	-76.30	26.17	-50.13	-13.00	-37.13	Vertical
6	582.112	-81.36	39.17	-42.19	-13.00	-29.19	Vertical

LTE Band 17_ 10 MHz_ QPSK_ Above 1G							
No.	Frequency	SA Reading	Correction factor	EIRP Result	Limit	Margin	Ant. Pol.
	(MHz)	(dBm)	(dB/m)	(dBm)	(dBm)	(dB)	
Lowest Channel							
1	1418.000	-64.01	1.31	-62.70	-13.00	-49.70	Horizontal
2	2127.000	-71.38	7.85	-63.53	-13.00	-50.53	Horizontal
3	1418.000	-66.16	1.49	-64.67	-13.00	-51.67	Vertical
4	2127.000	-70.30	7.65	-62.65	-13.00	-49.65	Vertical
Middle Channel							
1	1420.000	-65.79	1.31	-64.48	-13.00	-51.48	Horizontal
2	2130.000	-70.49	7.87	-62.62	-13.00	-49.62	Horizontal
3	1420.000	-68.24	1.49	-66.75	-13.00	-53.75	Vertical
4	2130.000	-72.01	7.67	-64.34	-13.00	-51.34	Vertical
Highest Channel							
1	1422.000	-66.99	1.32	-65.67	-13.00	-52.67	Horizontal
2	2133.000	-70.62	7.90	-62.72	-13.00	-49.72	Horizontal
3	1422.000	-68.66	1.50	-67.16	-13.00	-54.16	Vertical
4	2133.000	-71.21	7.70	-63.51	-13.00	-50.51	Vertical

Shenzhen UnionTrust Quality and Technology Co., Ltd.

Address: 16/F, Block A, Building 6, Baoneng Science and Technology Park, Qingxiang Road No.1, Longhua New District, Shenzhen, China

Tel: +86-755-28230888

Fax: +86-755-28230886

E-mail: info@uttlab.com

<http://www.uttlab.com>

UTTR-RF-FCC4G-V1.0

Remark:

1. Correct Factor = Antenna Factor + Cable Loss - Amplifier Gain, the value was added to Original Receiver Reading by the software automatically.
2. Result = Reading + Correct Factor.
3. Margin = Result – Limit
4. All the above radiation data, the fundamental frequency is not marked, it may exceed the limit, please ignore it.



5.9 FREQUENCY STABILITY

Test Requirement: FCC 47 CFR Part 2.1055 &
 FCC 47 CFR Part 22.355 &
 FCC 47 CFR Part 24.235 &
 FCC 47 CFR Part 27.54,

Test Method: ANSI C63.26-2015 & KDB 971168 D01v03r01

Limits:

FCC 47 CFR Part 22.355, FCC 47 CFR Par 90.213

The carrier frequency shall not depart from the reference frequency in excess of ± 2.5 ppm for mobile stations.

FCC 47 CFR Part 24.235, FCC 47 CFR Part 27.54

The frequency stability shall be sufficient to ensure that the fundamental emission stays within the authorized frequency block.

Test Setup: Refer to section 4.2.2 for details.

Test Procedures:

- 1) Use CMW 500 or CMU 200 with Frequency Error measurement capability.
 - a) Temp. = -30° to $+50^{\circ}\text{C}$
 - b) Voltage = low voltage, 3.5 Vdc, Normal, 3.85 Vdc and High voltage, 4.4 Vdc.

2) Frequency Stability vs Temperature:

The EUT is place inside a temperature chamber. The temperature is set to 20°C and allowed to stabilize. After sufficient soak time, the transmitting frequency error is measured. The temperature is increased by 10 degrees, allowed to stabilize and soak, and then the measurement is repeated. This is repeated until $+50^{\circ}\text{C}$ is reached.

3) Frequency Stability vs Voltage:

The peak frequency error is recorded (worst-case).

Equipment Used: Refer to section 3 for details.

Test Result: Pass

5.9.1 LTE Band 2

Modulation	Channel/ Frequency (MHz)	Voltage (Vdc)	Temperature ($^{\circ}\text{C}$)	Deviation (Hz)	Deviation (ppm)	Limit (ppm)	Pass/ Fail
LTE Band 2 / 20MHz / Full RB							
QPSK	18900 / 1880.0	VL	TN	24	0.0128	N/A	Pass
		VN		29	0.0154		Pass
		VH		24	0.0128		Pass
		VN	50	31	0.0165		Pass
			40	27	0.0144		Pass
			30	31	0.0165		Pass
			20	36	0.0191		Pass
			10	28	0.0149		Pass
			0	26	0.0138		Pass
			-10	31	0.0165		Pass
			-20	33	0.0176		Pass
			-30	31	0.0165		Pass

5.9.2 LTE Band 4

Modulation	Channel/ Frequency (MHz)	Voltage	Temperature	Deviation	Deviation	Limit	Pass/ Fail
		(Vdc)	(°C)	(Hz)	(ppm)	(ppm)	
LTE Band 4 / 20MHz / Full RB							
QPSK	20175 / 1732.5	VL	TN	29	0.0167	N/A	Pass
		VN		27	0.0156		Pass
		VH		33	0.0190		Pass
		VN	50	32	0.0185		Pass
			40	28	0.0162		Pass
			30	27	0.0156		Pass
			20	29	0.0167		Pass
			10	25	0.0144		Pass
			0	33	0.0190		Pass
			-10	22	0.0127		Pass
			-20	27	0.0156		Pass
			-30	32	0.0185		Pass

5.9.3 LTE Band 5

Modulation	Channel/ Frequency (MHz)	Voltage	Temperature	Deviation	Deviation	Limit	Result
		(Vdc)	(°C)	(Hz)	(ppm)	(ppm)	
LTE Band 5 / 10MHz / Full RB							
QPSK	20525 / 836.5	VL	TN	18	0.0215	± 2.5	Pass
		VN		24	0.0287	± 2.5	Pass
		VH		22	0.0263	± 2.5	Pass
		VN	50	27	0.0323	± 2.5	Pass
			40	18	0.0215	± 2.5	Pass
			30	21	0.0251	± 2.5	Pass
			20	26	0.0311	± 2.5	Pass
			10	24	0.0287	± 2.5	Pass
			0	17	0.0203	± 2.5	Pass
			-10	26	0.0311	± 2.5	Pass
			-20	19	0.0227	± 2.5	Pass
			-30	21	0.0251	± 2.5	Pass

5.9.4 LTE Band 7

Modulation	Channel/ Frequency (MHz)	Voltage	Temperature	Deviation	Deviation	Limit	Result
		(Vdc)	(°C)	(Hz)	(ppm)	(ppm)	
LTE Band 7 / 20MHz / Full RB							
QPSK	21100 / 2535	VL	TN	-28	-0.0110	N/A	Pass
		VN		-31	-0.0122		Pass
		VH		-31	-0.0122		Pass
		VN	50	-38	-0.0150		Pass
			40	-36	-0.0142		Pass
			30	-33	-0.0130		Pass
			20	-33	-0.0130		Pass
			10	-28	-0.0110		Pass
			0	-31	-0.0122		Pass
			-10	-23	-0.0091		Pass
			-20	-33	-0.0130		Pass
			-30	-34	-0.0134		Pass

5.9.5 LTE Band 12

Modulation	Channel/ Frequency (MHz)	Voltage	Temperature	Deviation	Deviation	Limit	Result
		(Vdc)	(°C)	(Hz)	(ppm)	(ppm)	
LTE Band 12 / 10MHz / Full RB							
QPSK	23095 / 707.5	VL	TN	32	0.0452	N/A	Pass
		VN		22	0.0311		Pass
		VH		29	0.0410		Pass
		VN	50	31	0.0438		Pass
			40	32	0.0452		Pass
			30	21	0.0297		Pass
			20	32	0.0452		Pass
			10	28	0.0396		Pass
			0	33	0.0466		Pass
			-10	19	0.0269		Pass
			-20	31	0.0438		Pass
			-30	33	0.0466		Pass

5.9.6 LTE Band 13

Modulation	Channel/ Frequency (MHz)	Voltage	Temperature	Deviation	Deviation	Limit	Result
		(Vdc)	(°C)	(Hz)	(ppm)	(ppm)	
LTE Band 13 / 10MHz / Full RB							
QPSK	23230 / 782	VL	TN	29	0.0371	N/A	Pass
		VN		33	0.0422		Pass
		VH		23	0.0294		Pass
		VN	50	22	0.0281		Pass
			40	31	0.0396		Pass
			30	27	0.0345		Pass
			20	32	0.0409		Pass
			10	29	0.0371		Pass
			0	22	0.0281		Pass
			-10	27	0.0345		Pass
			-20	31	0.0396		Pass
			-30	35	0.0448		Pass

5.9.7 LTE Band 17

Modulation	Channel/ Frequency (MHz)	Voltage	Temperature	Deviation	Deviation	Limit	Result
		(Vdc)	(°C)	(Hz)	(ppm)	(ppm)	
LTE Band 17 / 10MHz / Full RB							
QPSK	23790 / 710	VL	TN	31	0.0396	N/A	Pass
		VN		32	0.0409		Pass
		VH		27	0.0345		Pass
		VN	50	26	0.0332		Pass
			40	31	0.0396		Pass
			30	33	0.0422		Pass
			20	24	0.0307		Pass
			10	31	0.0396		Pass
			0	27	0.0345		Pass
			-10	32	0.0409		Pass
			-20	34	0.0435		Pass
			-30	29	0.0371		Pass

APPENDIX 1 PHOTOS OF TEST SETUP

See test photos attached in Appendix 1 for the actual connections between Product and support equipment.

APPENDIX 2 PHOTOS OF EUT CONSTRUCTIONAL DETAILS

Refer to Appendix 2 for EUT external and internal photos.

*** End of Report ***

The test report is effective only with both signature and specialized stamp. The result(s) shown in this report refer only to the sample(s) tested. Without written approval of UnionTrust, this report can't be reproduced except in full.
