

System Check_H750

DUT: Dipole 750 MHz

Communication System: CW; Frequency: 750 MHz; Duty Cycle: 1:1

Medium: H750 Medium parameters used: $f = 750 \text{ MHz}$; $\sigma = 0.892 \text{ mho/m}$; $\epsilon_r = 41.1$; $\rho = 1000 \text{ kg/m}^3$

DASY4 Configuration:

- Probe: ES3DV3 - SN3090; ConvF(6.22, 6.22, 6.22); Calibrated: 2019/4/12
- Sensor-Surface: 3mm (Mechanical Surface Detection)
- Electronics: DAE4 Sn662; Calibrated: 2019/4/11
- Phantom: SAM 1; Type: QD 000 P40 CB; Serial: TP/1378
- ; Postprocessing SW: SEMCAD, V1.8 Build 186

system check/Area Scan (51x81x1): Measurement grid: $dx=15\text{mm}$, $dy=15\text{mm}$

Maximum value of SAR (interpolated) = 0.996 mW/g

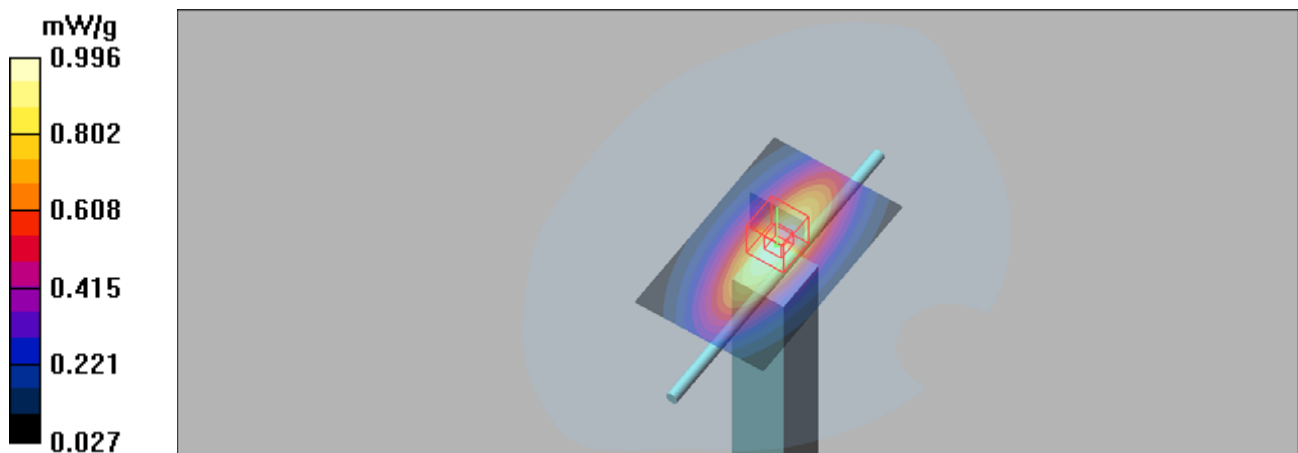
system check/Zoom Scan (5x5x7)/Cube 0: Measurement grid: $dx=8\text{mm}$, $dy=8\text{mm}$, $dz=5\text{mm}$

Reference Value = 34.5 V/m; Power Drift = -0.019 dB

Peak SAR (extrapolated) = 1.32 W/kg

SAR(1 g) = 0.858 mW/g; SAR(10 g) = 0.554 mW/g

Maximum value of SAR (measured) = 1.01 mW/g



System Check_H835

DUT: Dipole 835 MHz

Communication System: CW; Frequency: 835 MHz; Duty Cycle: 1:1

Medium: H850 Medium parameters used: $f = 835 \text{ MHz}$; $\sigma = 0.916 \text{ mho/m}$; $\epsilon_r = 42.8$; $\rho = 1000 \text{ kg/m}^3$

DASY4 Configuration:

- Probe: ES3DV3 - SN3090; ConvF(6.12, 6.12, 6.12); Calibrated: 2019/4/12
- Sensor-Surface: 3mm (Mechanical Surface Detection)
- Electronics: DAE4 Sn662; Calibrated: 2019/4/11
- Phantom: SAM 1; Type: QD 000 P40 CB; Serial: TP/1378
- ; Postprocessing SW: SEMCAD, V1.8 Build 186

system check/Area Scan (51x101x1): Measurement grid: $dx=15\text{mm}$, $dy=15\text{mm}$

Maximum value of SAR (interpolated) = 0.122 mW/g

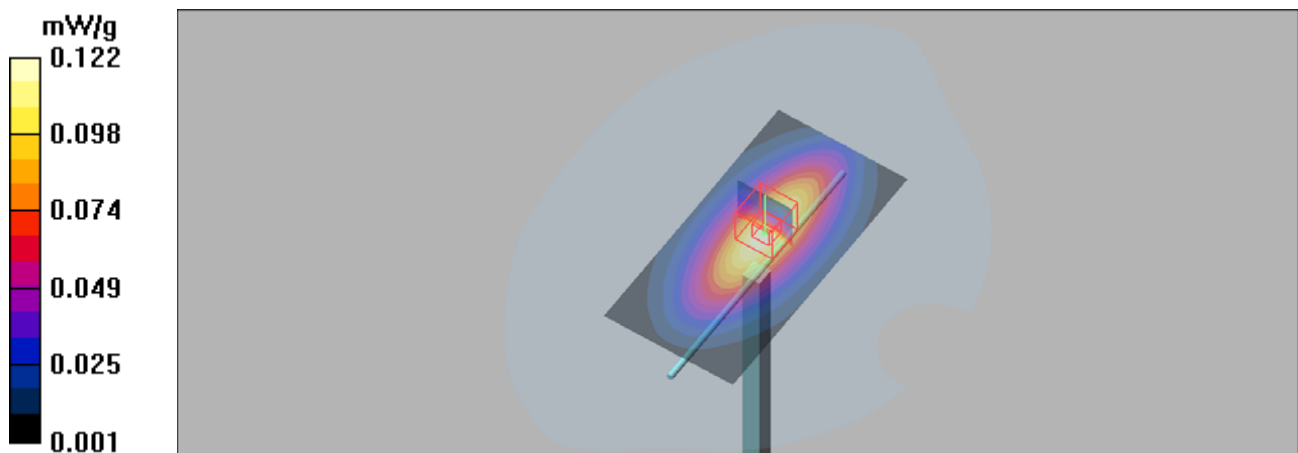
system check/Zoom Scan (5x5x7)/Cube 0: Measurement grid: $dx=8\text{mm}$, $dy=8\text{mm}$, $dz=5\text{mm}$

Reference Value = 11.7 V/m; Power Drift = -0.195 dB

Peak SAR (extrapolated) = 0.150 W/kg

SAR(1 g) = 0.103 mW/g; SAR(10 g) = 0.068 mW/g

Maximum value of SAR (measured) = 0.120 mW/g



System Check_H1750

DUT: Dipole 1750 MHz

Communication System: CW; Frequency: 1750 MHz; Duty Cycle: 1:1

Medium: H1750 Medium parameters used: $f = 1750$ MHz; $\sigma = 1.36$ mho/m; $\epsilon_r = 40.3$; $\rho = 1000$ kg/m³

DASY4 Configuration:

- Probe: ES3DV3 - SN3090; ConvF(5.36, 5.36, 5.36); Calibrated: 2019/4/12
- Sensor-Surface: 3mm (Mechanical Surface Detection)
- Electronics: DAE4 Sn662; Calibrated: 2019/4/11
- Phantom: SAM 1; Type: QD 000 P40 CB; Serial: TP/1378
- ; Postprocessing SW: SEMCAD, V1.8 Build 186

system check/Area Scan (51x71x1): Measurement grid: dx=15mm, dy=15mm

Maximum value of SAR (interpolated) = 0.491 mW/g


system check/Zoom Scan (5x5x7)/Cube 0: Measurement grid: dx=8mm, dy=8mm, dz=5mm

Reference Value = 13.1 V/m; Power Drift = 0.01 dB

Peak SAR (extrapolated) = 0.707 W/kg

SAR(1 g) = 0.383 mW/g; SAR(10 g) = 0.201 mW/g

Maximum value of SAR (measured) = 0.486 mW/g



System Check_H1900

DUT: Dipole 1900 MHz

Communication System: CW; Frequency: 1900 MHz; Duty Cycle: 1:1

Medium: H1900 Medium parameters used: $f = 1900$ MHz; $\sigma = 1.44$ mho/m; $\epsilon_r = 39.7$; $\rho = 1000$ kg/m³

DASY4 Configuration:

- Probe: ES3DV3 - SN3090; ConvF(5.06, 5.06, 5.06); Calibrated: 2019/4/12
- Sensor-Surface: 3mm (Mechanical Surface Detection)
- Electronics: DAE4 Sn662; Calibrated: 2019/4/11
- Phantom: SAM 1; Type: QD 000 P40 CB; Serial: TP/1378
- ; Postprocessing SW: SEMCAD, V1.8 Build 186

system check/Area Scan (51x71x1): Measurement grid: dx=15mm, dy=15mm

Maximum value of SAR (interpolated) = 0.530 mW/g


system check/Zoom Scan (5x5x7)/Cube 0: Measurement grid: dx=8mm, dy=8mm, dz=5mm

Reference Value = 14.0 V/m; Power Drift = 0.198 dB

Peak SAR (extrapolated) = 0.764 W/kg

SAR(1 g) = 0.403 mW/g; SAR(10 g) = 0.207 mW/g

Maximum value of SAR (measured) = 0.521 mW/g



System Check_H2450

DUT: Dipole 2450 MHz

Communication System: CW; Frequency: 2450 MHz; Duty Cycle: 1:1

Medium: H2450 Medium parameters used: $f = 2450$ MHz; $\sigma = 1.78$ mho/m; $\epsilon_r = 40.2$; $\rho = 1000$ kg/m³

DASY4 Configuration:

- Probe: ES3DV3 - SN3090; ConvF(4.57, 4.57, 4.57); Calibrated: 2019/4/12
- Sensor-Surface: 3mm (Mechanical Surface Detection)
- Electronics: DAE4 Sn662; Calibrated: 2019/4/11
- Phantom: SAM 2; Type: QD 000 P40 CB; Serial: TP-1376
- ; Postprocessing SW: SEMCAD, V1.8 Build 186

system check/Area Scan (51x71x1): Measurement grid: dx=12mm, dy=12mm

Maximum value of SAR (interpolated) = 8.17 mW/g

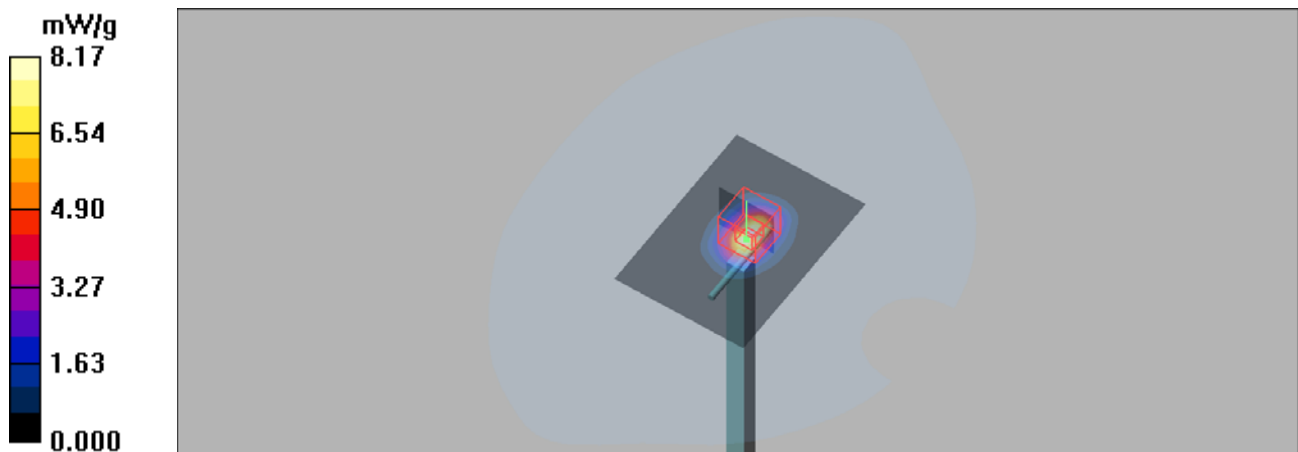
system check/Zoom Scan (7x7x7)/Cube 0: Measurement grid: dx=5mm, dy=5mm, dz=5mm

Reference Value = 63.6 V/m; Power Drift = -0.066 dB

Peak SAR (extrapolated) = 11.6 W/kg

SAR(1 g) = 5.57 mW/g; SAR(10 g) = 2.58 mW/g

Maximum value of SAR (measured) = 7.22 mW/g



System Check_H2600

DUT: Dipole 2600 MHz

Communication System: CW; Frequency: 2600 MHz; Duty Cycle: 1:1

Medium: H2600 Medium parameters used: $f = 2600$ MHz; $\sigma = 2.05$ mho/m; $\epsilon_r = 37.6$; $\rho = 1000$ kg/m³

DASY4 Configuration:

- Probe: ES3DV3 - SN3090; ConvF(4.48, 4.48, 4.48); Calibrated: 2019/4/12
- Sensor-Surface: 3mm (Mechanical Surface Detection)
- Electronics: DAE4 Sn662; Calibrated: 2019/4/11
- Phantom: SAM 2; Type: QD 000 P40 CB; Serial: TP-1376
- ; Postprocessing SW: SEMCAD, V1.8 Build 186

system check/Area Scan (51x71x1): Measurement grid: dx=12mm, dy=12mm

Maximum value of SAR (interpolated) = 7.42 mW/g

system check/Zoom Scan (7x7x7)/Cube 0: Measurement grid: dx=5mm, dy=5mm, dz=5mm

Reference Value = 55.3 V/m; Power Drift = -0.009 dB

Peak SAR (extrapolated) = 11.4 W/kg

SAR(1 g) = 5.18 mW/g; SAR(10 g) = 2.29 mW/g

Maximum value of SAR (measured) = 6.78 mW/g

