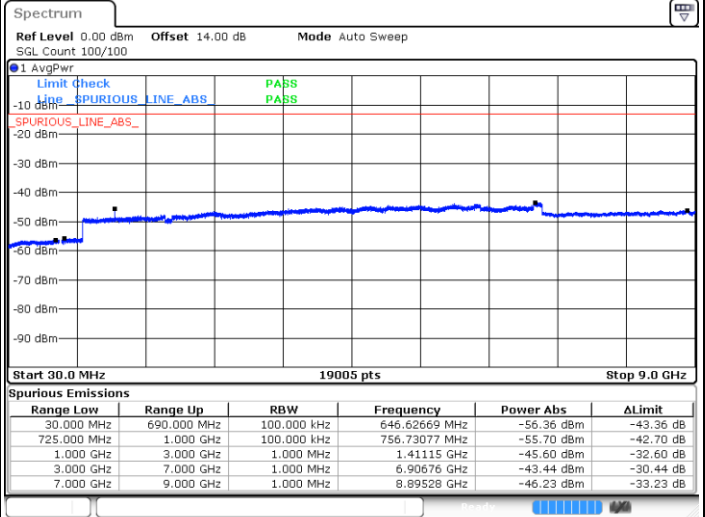
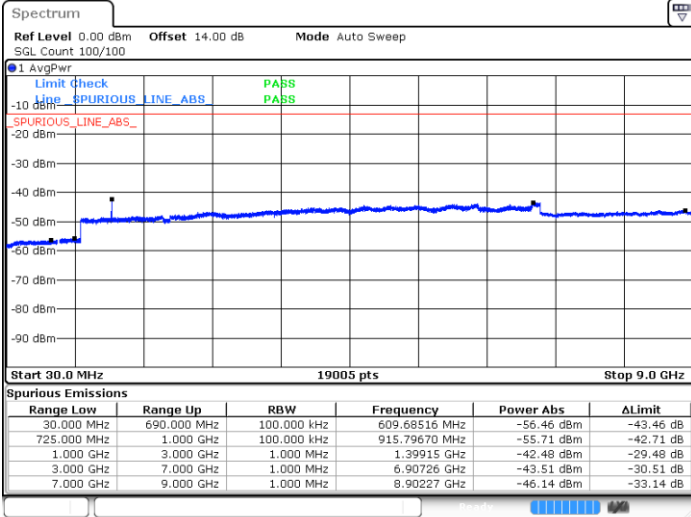




LTE Band 12 / 5MHz

Lowest Channel / 64QAM

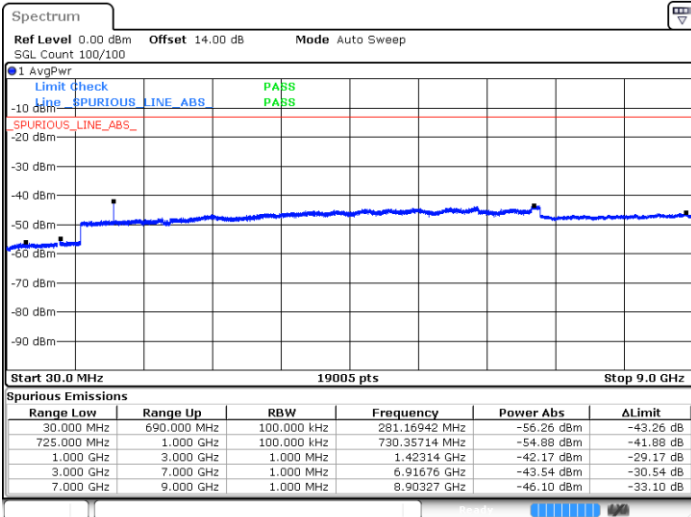
Middle Channel / 64QAM



Date: 23.FEB.2019 12:06:03

Date: 23.FEB.2019 12:07:17

Highest Channel / 64QAM



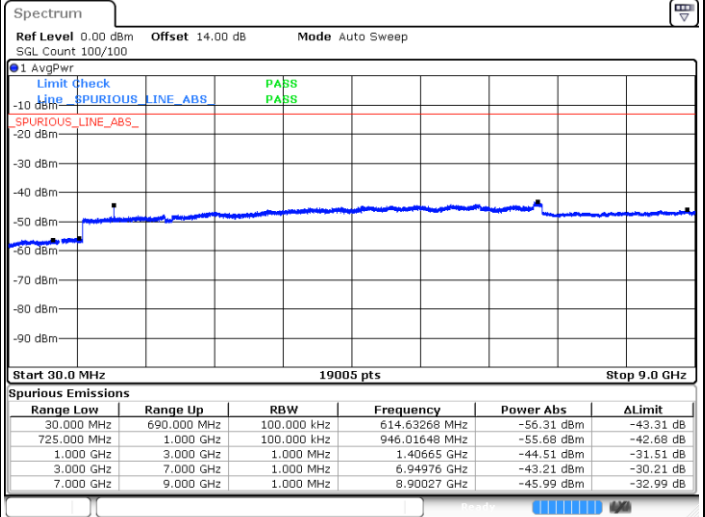
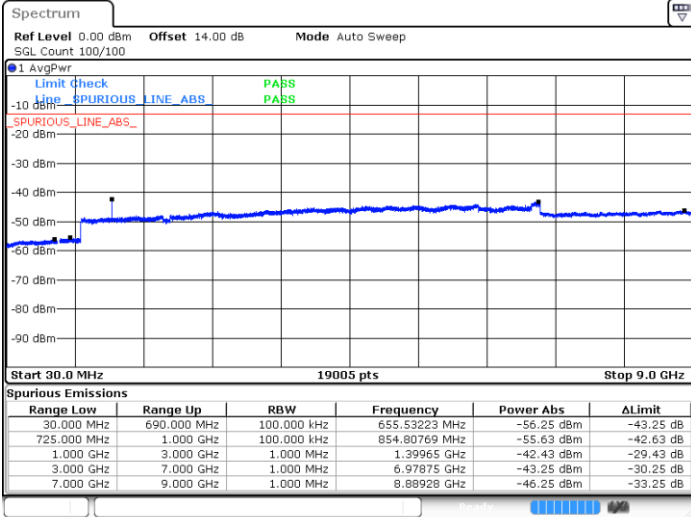
Date: 23.FEB.2019 12:10:48



LTE Band 12 / 10MHz

Lowest Channel / 64QAM

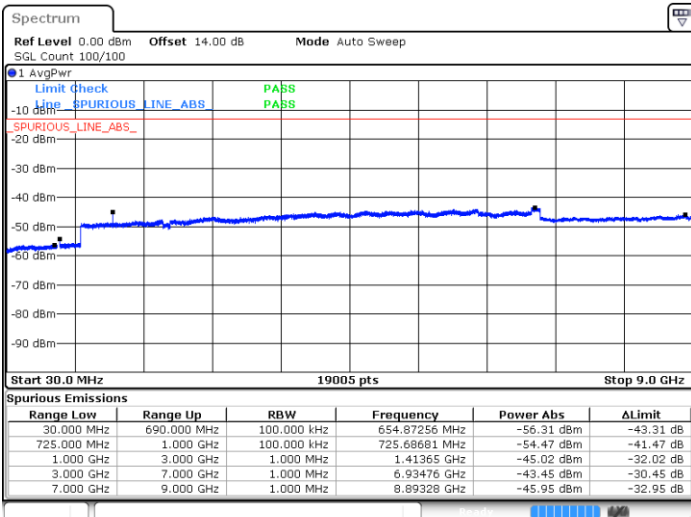
Middle Channel / 64QAM



Date: 23.FEB.2019 12:14:19

Date: 23.FEB.2019 12:15:33

Highest Channel /64QAM



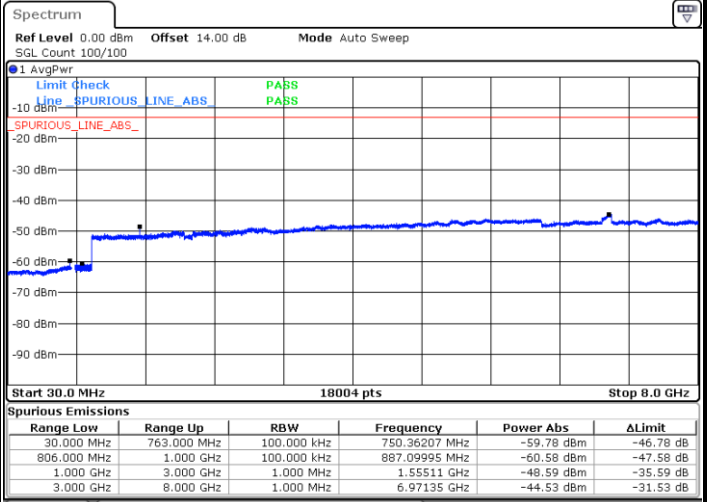
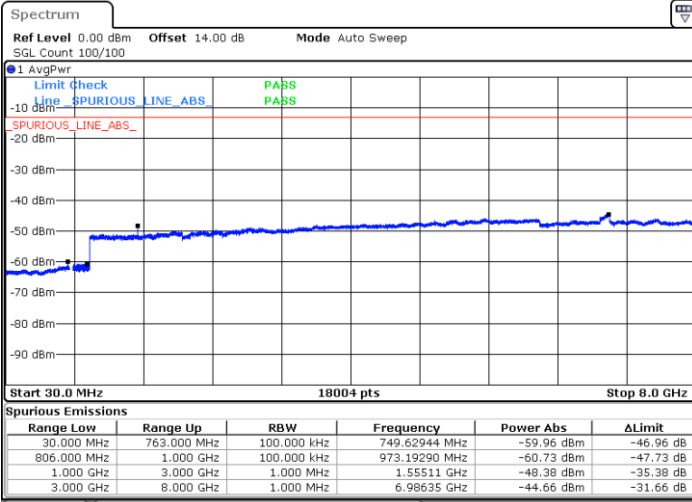
Date: 23.FEB.2019 12:19:05



LTE Band 13 / 5MHz

Lowest Channel / QPSK

Lowest Channel / 16QAM

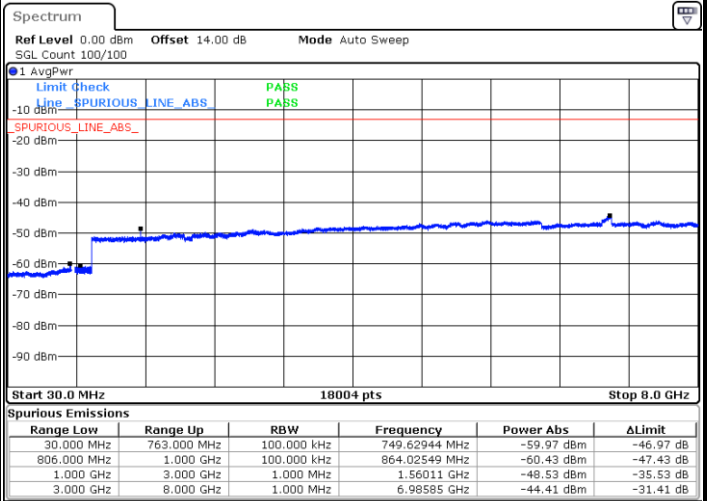
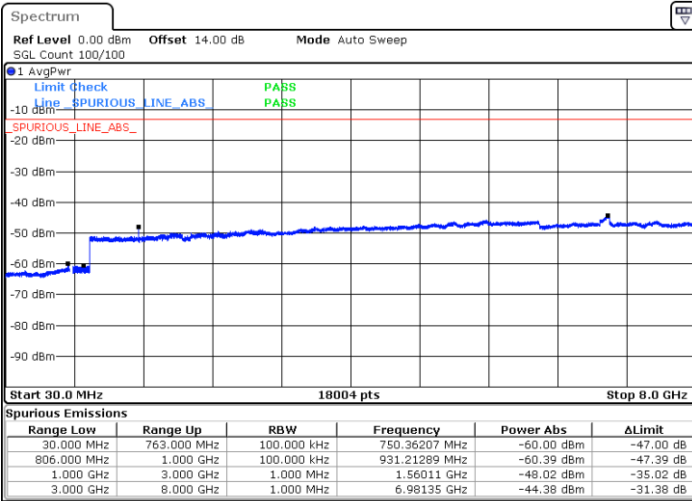


Date: 29.JAN.2019 09:04:13

Date: 29.JAN.2019 09:05:08

Middle Channel / QPSK

Middle Channel / 16QAM



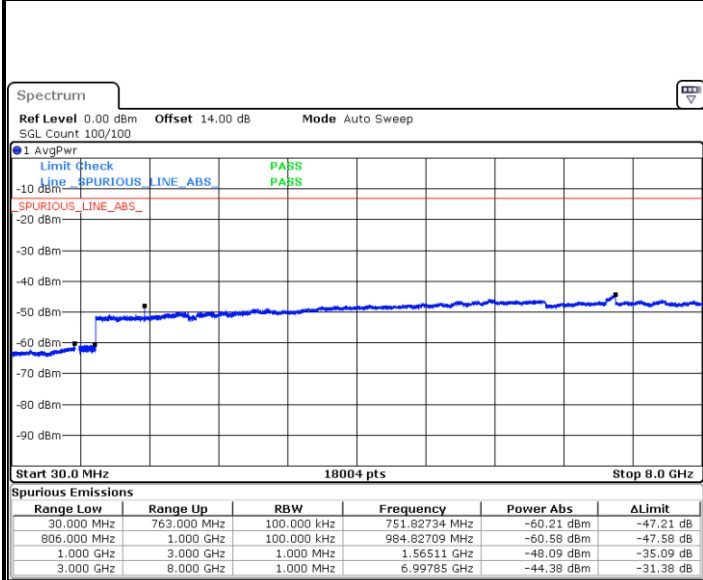
Date: 29.JAN.2019 09:06:44

Date: 29.JAN.2019 09:07:40



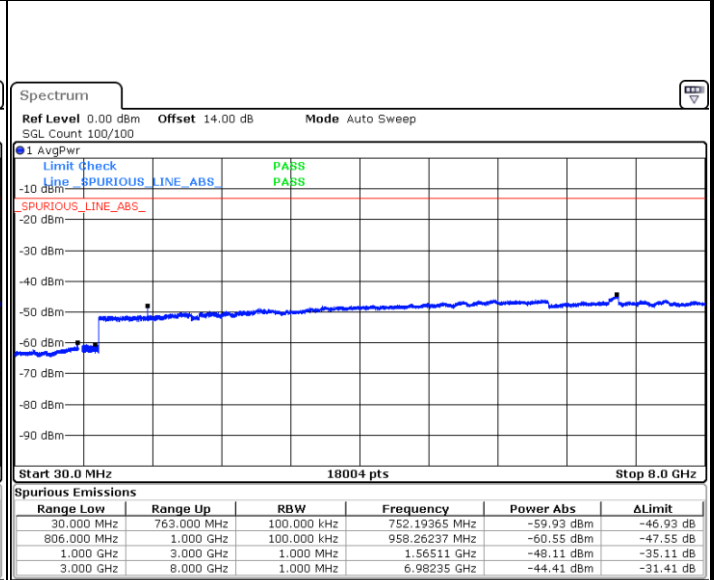
LTE Band 13 / 5MHz

Highest Channel / QPSK



Date: 29.JAN.2019 09:15:57

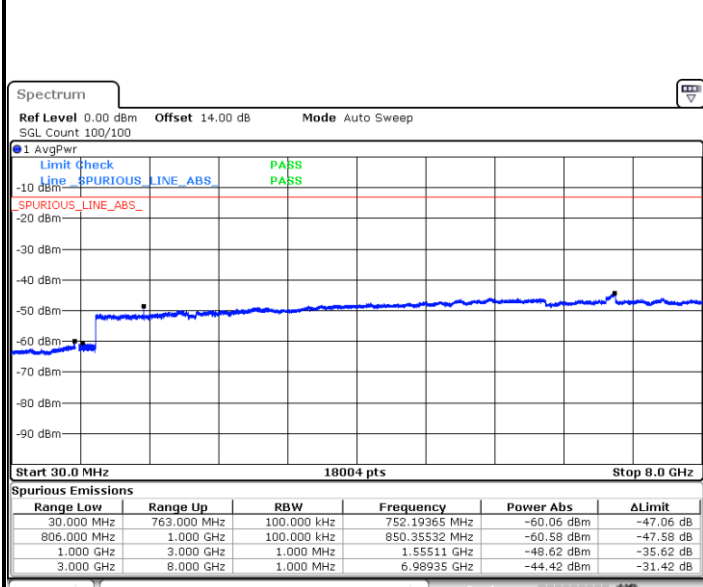
Highest Channel / 16QAM



Date: 29.JAN.2019 09:16:53

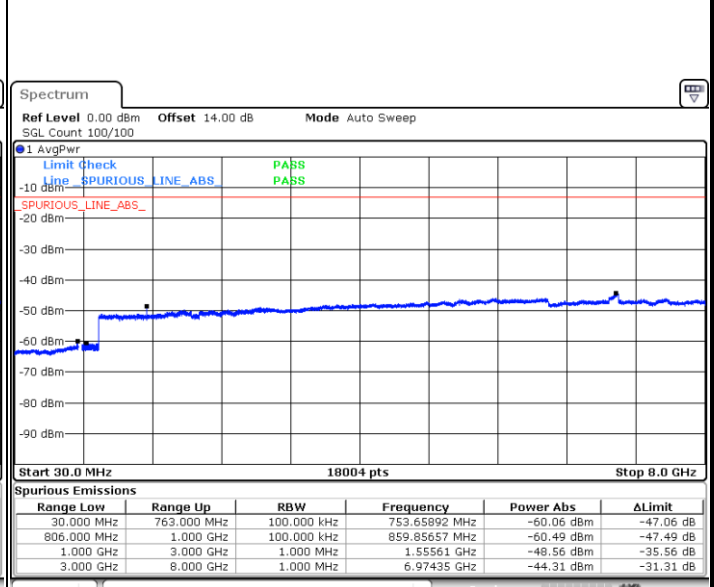
LTE Band 13 / 10MHz

Middle Channel / QPSK



Date: 29.JAN.2019 09:31:12

Middle Channel / 16QAM



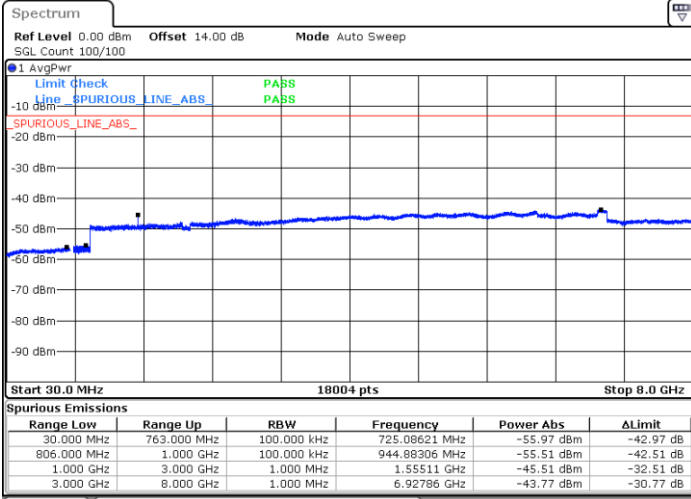
Date: 29.JAN.2019 09:32:08



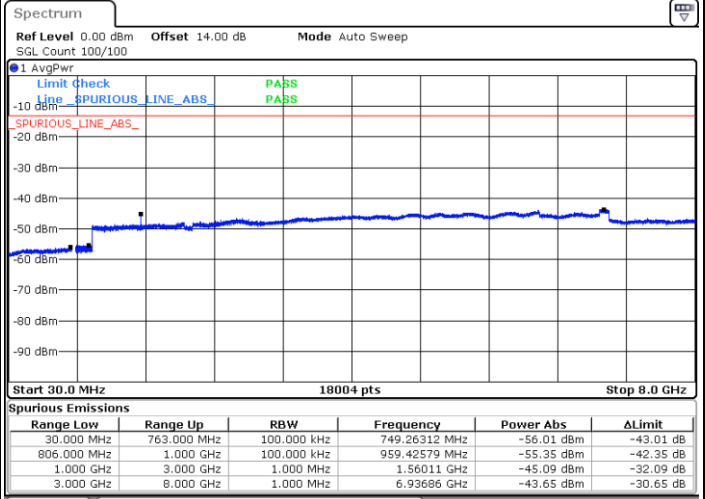
LTE Band 13 / 5MHz

Lowest Channel / 64QAM

Middle Channel / 64QAM

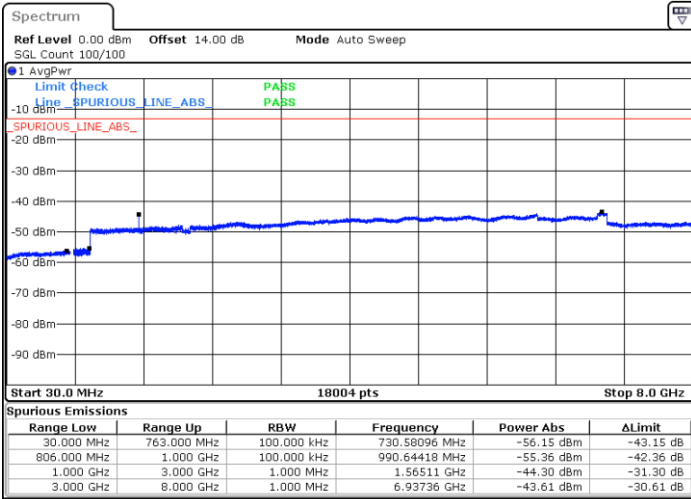


Date: 23.FEB.2019 13:01:28



Date: 23.FEB.2019 13:02:22

Highest Channel / 64QAM

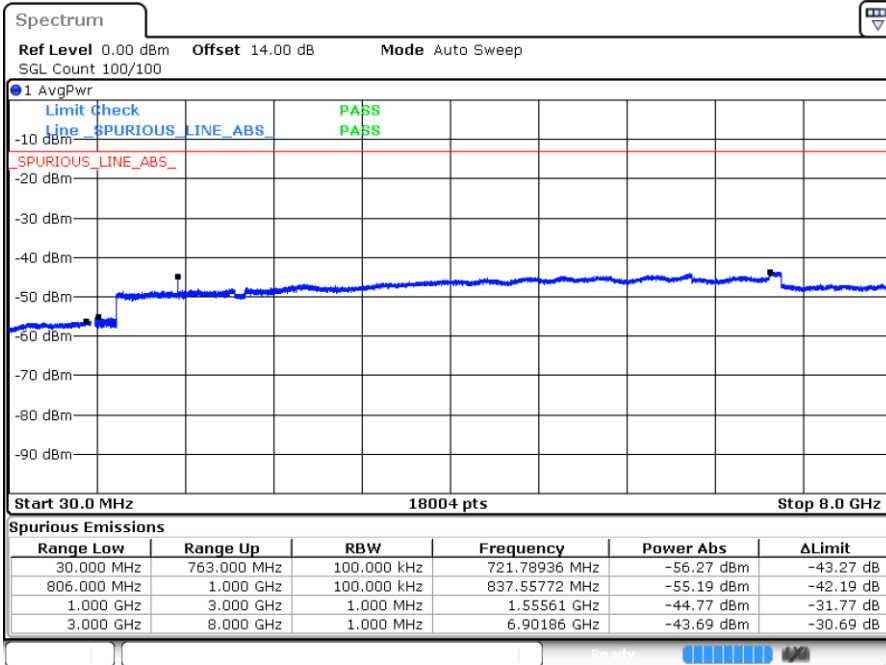


Date: 23.FEB.2019 13:03:15



LTE Band 13 / 10MHz

Middle Channel / 64QAM



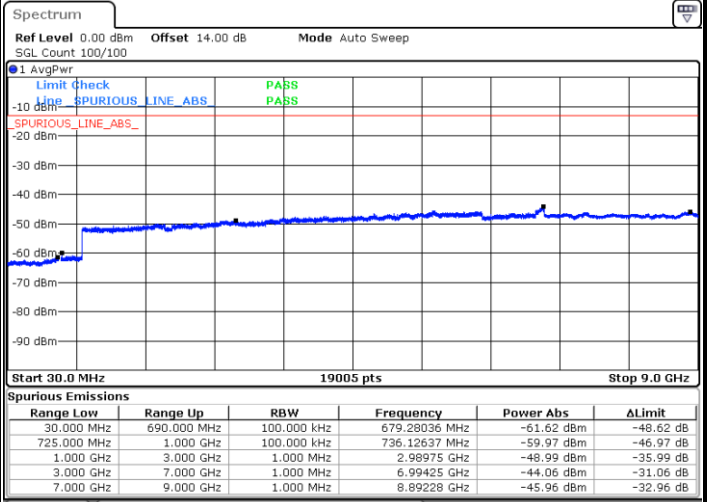
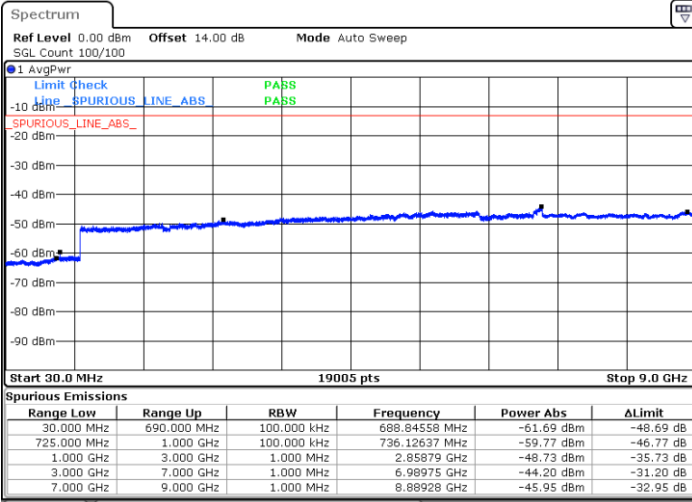
Date: 23.FEB.2019 13:09:26



LTE Band 17 / 5MHz

Lowest Channel / QPSK

Lowest Channel / 16QAM

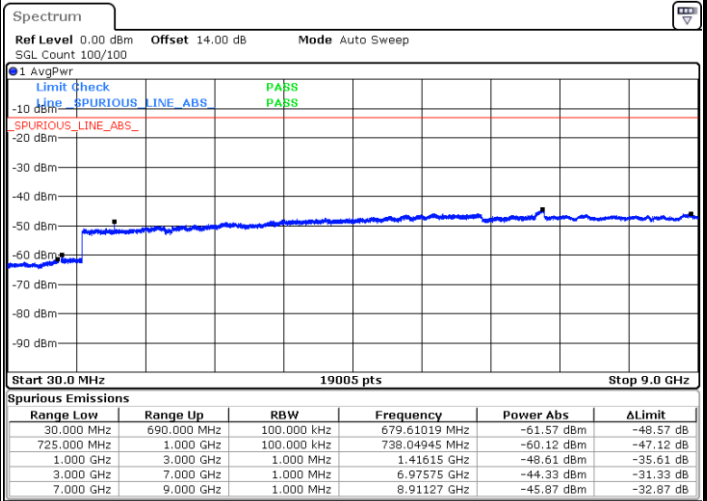
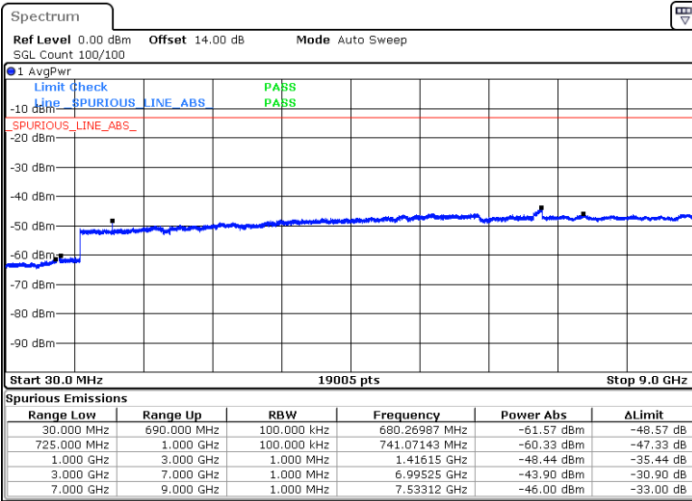


Date: 23.JAN.2019 15:59:17

Date: 23.JAN.2019 16:00:13

Middle Channel / QPSK

Middle Channel / 16QAM



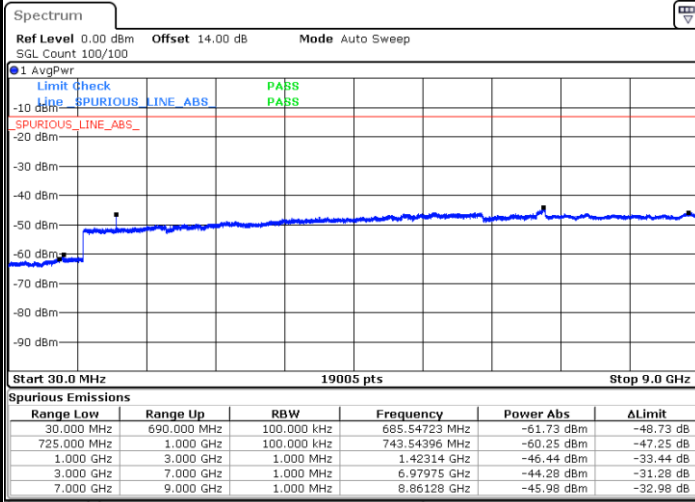
Date: 23.JAN.2019 16:01:49

Date: 23.JAN.2019 16:02:45



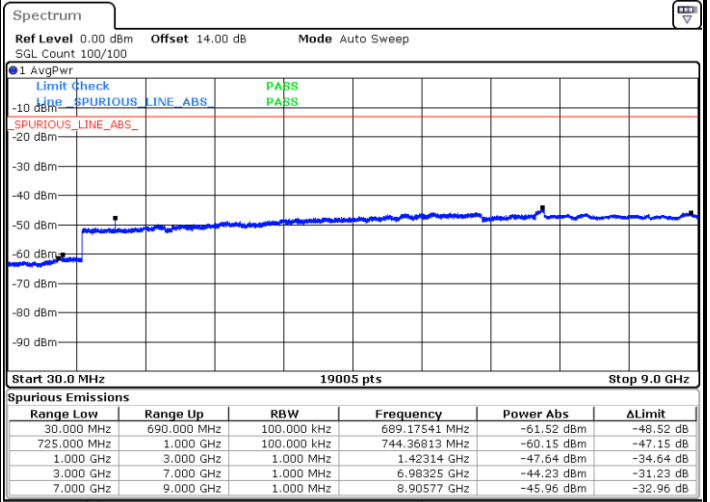
LTE Band 17 / 5MHz

Highest Channel / QPSK



Date: 23.JAN.2019 16:08:57

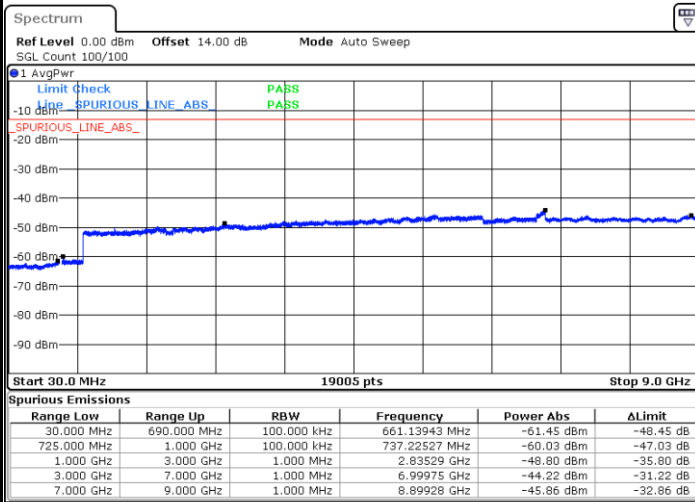
Highest Channel / 16QAM



Date: 23.JAN.2019 16:09:53

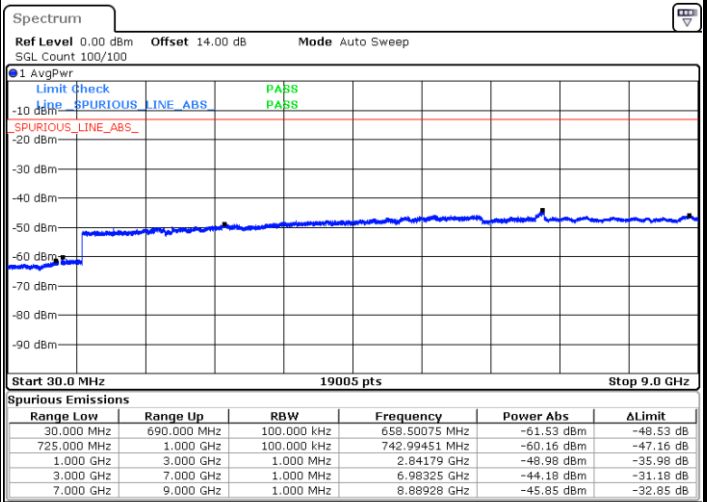
LTE Band 17 / 10MHz

Lowest Channel / QPSK



Date: 23.JAN.2019 16:17:55

Lowest Channel / 16QAM

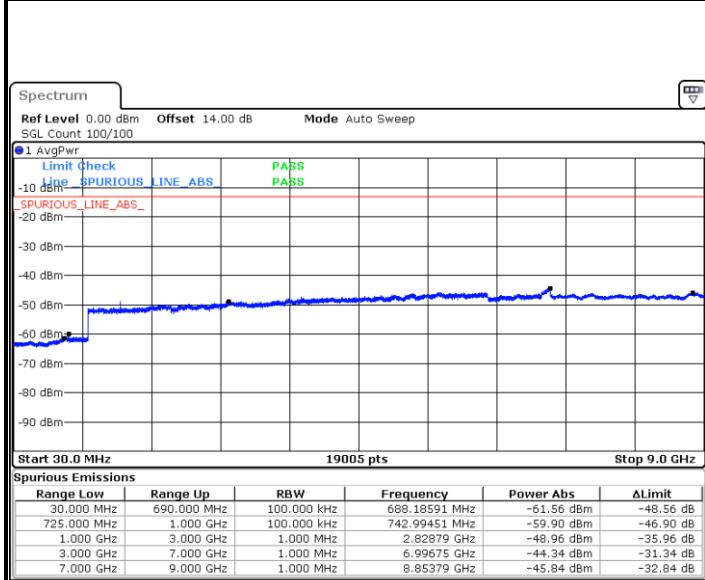


Date: 23.JAN.2019 16:18:50



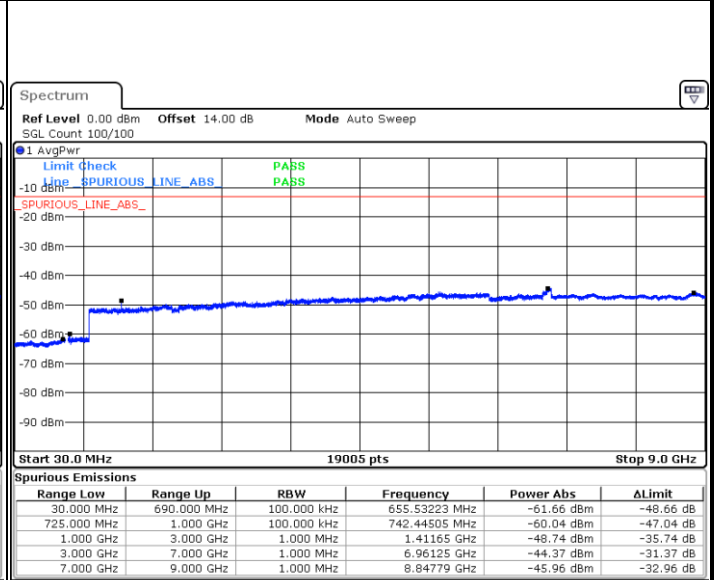
LTE Band 17 / 10MHz

Middle Channel / QPSK



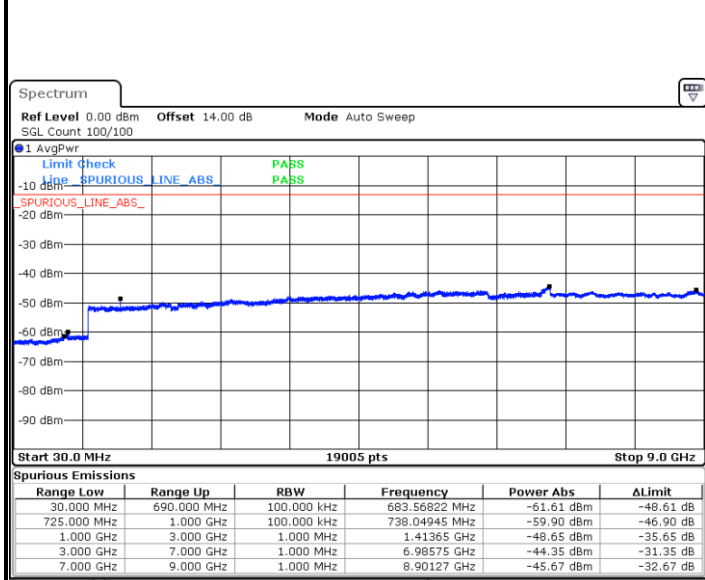
Date: 23.JAN.2019 16:20:27

Middle Channel / 16QAM



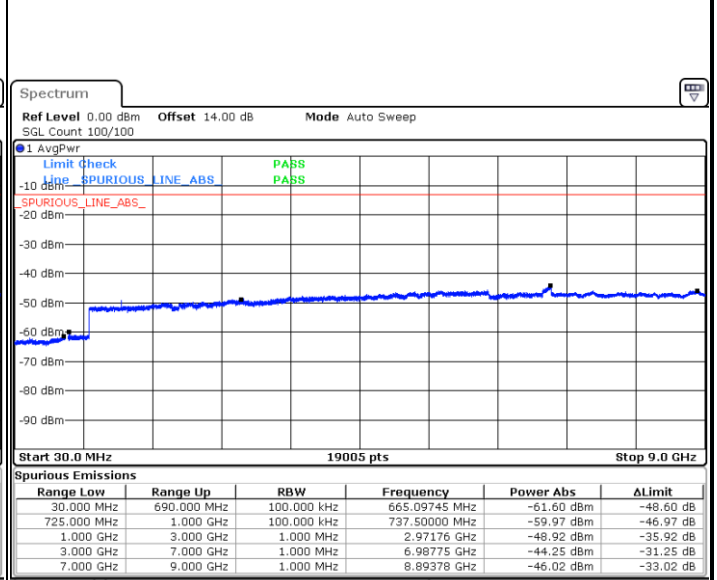
Date: 23.JAN.2019 16:21:22

Highest Channel / QPSK



Date: 23.JAN.2019 16:27:34

Highest Channel / 16QAM



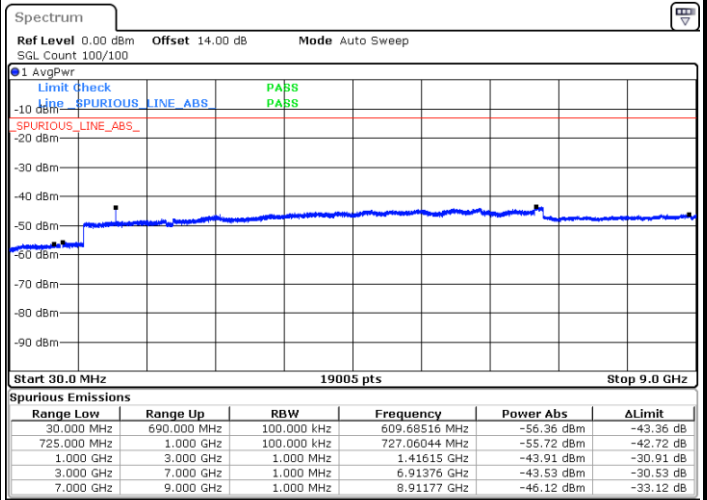
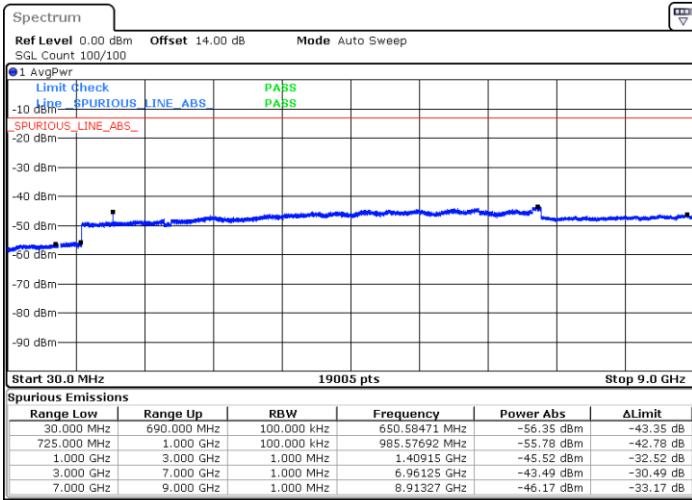
Date: 23.JAN.2019 16:28:30



LTE Band 17 / 5MHz

Lowest Channel / 64QAM

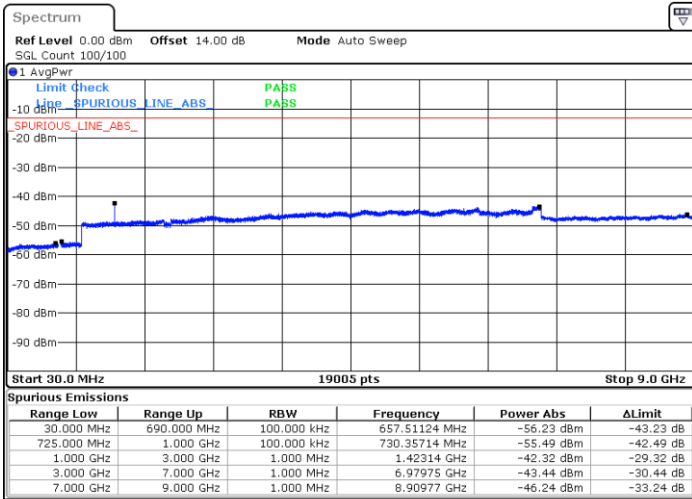
Middle Channel / 64QAM



Date: 23 FEB 2019 13:25:08

Date: 23 FEB 2019 13:26:02

Highest Channel / 64QAM



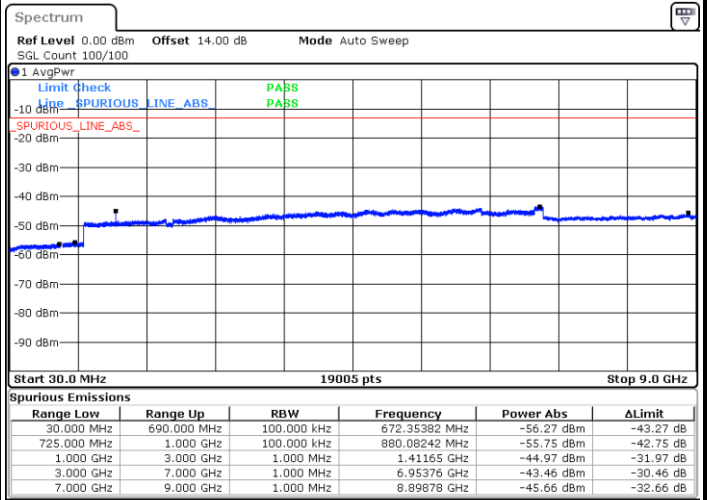
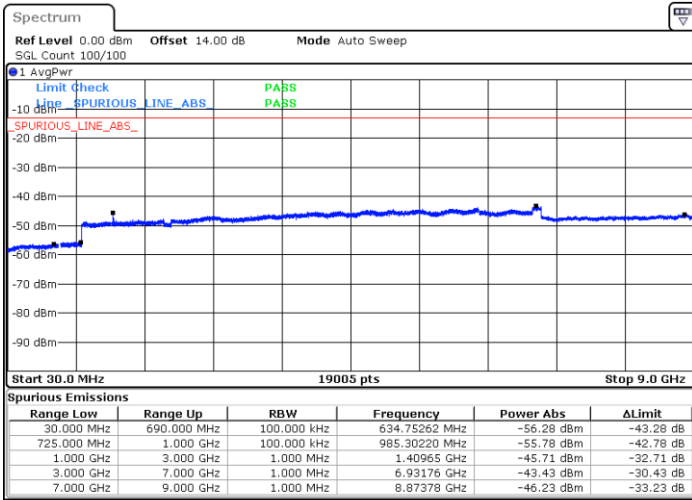
Date: 23 FEB 2019 13:26:56



LTE Band 17 / 10MHz

Lowest Channel / 64QAM

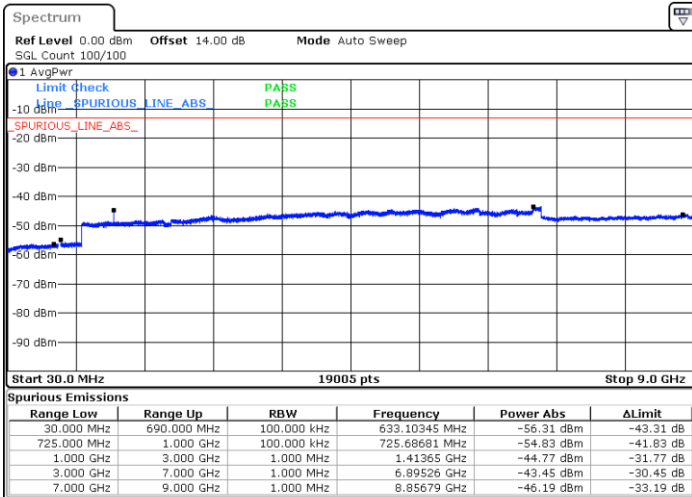
Middle Channel / 64QAM



Date: 23 FEB 2019 13:33:25

Date: 23 FEB 2019 13:34:19

Highest Channel / 64QAM



Date: 23 FEB 2019 13:35:12



Frequency Stability

Test Conditions		LTE Band 2 (QPSK) / Middle Channel	Limit
Temperature (°C)	Voltage (Volt)	BW 10MHz	Note 2.
		Deviation (ppm)	Result
50	Normal Voltage	0.0002	PASS
40	Normal Voltage	0.0013	
30	Normal Voltage	0.0006	
20(Ref.)	Normal Voltage	0.0000	
10	Normal Voltage	0.0001	
0	Normal Voltage	0.0008	
-10	Normal Voltage	0.0003	
-20	Normal Voltage	0.0007	
-30	Normal Voltage	0.0006	
20	Maximum Voltage	0.0002	
20	Normal Voltage	0.0000	
20	Battery End Point	0.0004	

Note:

1. Normal Voltage =3.85 V. ; Battery End Point (BEP) =3.5 V. ; Maximum Voltage =4.4 V.
2. Note: The frequency fundamental emissions stay within the authorized frequency block.



Test Conditions		LTE Band 4 (QPSK) / Middle Channel	Limit
Temperature (°C)	Voltage (Volt)	BW 10MHz	Note 2.
		Deviation (ppm)	Result
50	Normal Voltage	0.0009	PASS
40	Normal Voltage	0.0014	
30	Normal Voltage	0.0001	
20(Ref.)	Normal Voltage	0.0000	
10	Normal Voltage	0.0021	
0	Normal Voltage	0.0013	
-10	Normal Voltage	0.0007	
-20	Normal Voltage	0.0017	
-30	Normal Voltage	0.0009	
20	Maximum Voltage	0.0008	
20	Normal Voltage	0.0000	
20	Battery End Point	0.0018	

Note:

1. Normal Voltage =3.85 V. ; Battery End Point (BEP) =3.5 V. ; Maximum Voltage =4.4 V.
2. Note: The frequency fundamental emissions stay within the authorized frequency block.



Test Conditions		LTE Band 5 (QPSK) / Middle Channel	Limit
Temperature (°C)	Voltage (Volt)	BW 10MHz	2.5ppm
		Deviation (ppm)	Result
50	Normal Voltage	0.0027	PASS
40	Normal Voltage	0.0005	
30	Normal Voltage	0.0025	
20(Ref.)	Normal Voltage	0.0000	
10	Normal Voltage	0.0007	
0	Normal Voltage	0.0044	
-10	Normal Voltage	0.0026	
-20	Normal Voltage	0.0019	
-30	Normal Voltage	0.0001	
20	Maximum Voltage	0.0039	
20	Normal Voltage	0.0000	
20	Battery End Point	0.0014	

Note: Normal Voltage =3.85 V. ; Battery End Point (BEP) =3.5 V. ; Maximum Voltage =4.4 V.



Test Conditions		LTE Band 7 (QPSK) / Middle Channel	Limit
Temperature (°C)	Voltage (Volt)	BW 10MHz	Note 2.
		Deviation (ppm)	Result
50	Normal Voltage	0.0038	PASS
40	Normal Voltage	0.0034	
30	Normal Voltage	0.0002	
20(Ref.)	Normal Voltage	0.0000	
10	Normal Voltage	0.0045	
0	Normal Voltage	0.0005	
-10	Normal Voltage	0.0025	
-20	Normal Voltage	0.0004	
-30	Normal Voltage	0.0037	
20	Maximum Voltage	0.0045	
20	Normal Voltage	0.0000	
20	Battery End Point	0.0029	

Note:

1. Normal Voltage =3.85 V. ; Battery End Point (BEP) =3.5 V. ; Maximum Voltage =4.4 V.
2. Note: The frequency fundamental emissions stay within the authorized frequency block.



Test Conditions		LTE Band 12 (QPSK) / Middle Channel	Limit
Temperature (°C)	Voltage (Volt)	BW 10MHz	Note 2.
		Deviation (ppm)	Result
50	Normal Voltage	0.0020	PASS
40	Normal Voltage	0.0008	
30	Normal Voltage	0.0023	
20(Ref.)	Normal Voltage	0.0000	
10	Normal Voltage	0.0025	
0	Normal Voltage	0.0052	
-10	Normal Voltage	0.0008	
-20	Normal Voltage	0.0001	
-30	Normal Voltage	0.0007	
20	Maximum Voltage	0.0001	
20	Normal Voltage	0.0000	
20	Battery End Point	0.0008	

Note:

1. Normal Voltage =3.85 V. ; Battery End Point (BEP) =3.5 V. ; Maximum Voltage =4.4 V.
2. Note: The frequency fundamental emissions stay within the authorized frequency block.



Test Conditions		LTE Band 13 (QPSK) / Middle Channel	Limit
Temperature (°C)	Voltage (Volt)	BW 10MHz	Note 2.
		Deviation (ppm)	Result
50	Normal Voltage	0.0043	PASS
40	Normal Voltage	0.0037	
30	Normal Voltage	0.0019	
20(Ref.)	Normal Voltage	0.0000	
10	Normal Voltage	0.0003	
0	Normal Voltage	0.0012	
-10	Normal Voltage	0.0003	
-20	Normal Voltage	0.0014	
-30	Normal Voltage	0.0012	
20	Maximum Voltage	0.0010	
20	Normal Voltage	0.0000	
20	Battery End Point	0.0035	

Note:

1. Normal Voltage =3.85 V. ; Battery End Point (BEP) =3.5 V. ; Maximum Voltage =4.4 V.
2. Note: The frequency fundamental emissions stay within the authorized frequency block.



Test Conditions		LTE Band 17 (QPSK) / Middle Channel	Limit
Temperature (°C)	Voltage (Volt)	BW 10MHz	Note 2.
		Deviation (ppm)	Result
50	Normal Voltage	0.0027	PASS
40	Normal Voltage	0.0039	
30	Normal Voltage	0.0017	
20(Ref.)	Normal Voltage	0.0000	
10	Normal Voltage	0.0006	
0	Normal Voltage	0.0024	
-10	Normal Voltage	0.0003	
-20	Normal Voltage	0.0028	
-30	Normal Voltage	0.0020	
20	Maximum Voltage	0.0025	
20	Normal Voltage	0.0000	
20	Battery End Point	0.0004	

Note:

1. Normal Voltage =3.85 V. ; Battery End Point (BEP) =3.5 V. ; Maximum Voltage =4.4 V.
2. Note: The frequency fundamental emissions stay within the authorized frequency block.



Appendix B. Test Results of Radiated Test

Radiated Spurious Emission

LTE Band 2 / 1.4MHz / QPSK									
Channel	Frequency (MHz)	EIRP (dBm)	Limit (dBm)	Over Limit (dB)	SPA Reading (dBm)	S.G. Power (dBm)	TX Cable loss (dB)	TX Antenna Gain (dBi)	Polarization (H/V)
Middle	3758.92	-50.15	-13	-37.15	-63.77	-57.75	5.00	12.60	H
	5638.38	-60.12	-13	-47.12	-76.72	-65.92	7.30	13.10	H
	7517.84	-57.85	-13	-44.85	-77.83	-61.42	7.73	11.30	H
	3758.92	-50.16	-13	-37.16	-64.49	-57.76	5.00	12.60	V
	5638.38	-60.79	-13	-47.79	-77.32	-66.59	7.30	13.10	V
	7517.84	-58.81	-13	-45.81	-78.45	-62.38	7.73	11.30	V

Remark: Spurious emissions within 30-1000MHz were found more than 20dB below limit line.

LTE Band 2 / 3MHz / QPSK									
Channel	Frequency (MHz)	EIRP (dBm)	Limit (dBm)	Over Limit (dB)	SPA Reading (dBm)	S.G. Power (dBm)	TX Cable loss (dB)	TX Antenna Gain (dBi)	Polarization (H/V)
Middle	3757.48	-50.75	-13	-37.75	-64.37	-58.35	5.00	12.60	H
	5636.22	-58.66	-13	-45.66	-75.26	-64.46	7.30	13.10	H
	7514.96	-57.50	-13	-44.50	-77.48	-61.07	7.73	11.30	H
	3757.48	-50.09	-13	-37.09	-64.42	-57.69	5.00	12.60	V
	5636.22	-61.23	-13	-48.23	-77.76	-67.03	7.30	13.10	V
	7514.96	-58.20	-13	-45.20	-77.84	-61.77	7.73	11.30	V

Remark: Spurious emissions within 30-1000MHz were found more than 20dB below limit line.



LTE Band 2 / 5MHz / QPSK									
Channel	Frequency (MHz)	EIRP (dBm)	Limit (dBm)	Over Limit (dB)	SPA Reading (dBm)	S.G. Power (dBm)	TX Cable loss (dB)	TX Antenna Gain (dBi)	Polarization (H/V)
Middle	3755.68	-51.26	-13	-38.26	-64.88	-58.86	5.00	12.60	H
	5633.52	-60.18	-13	-47.18	-76.78	-65.98	7.30	13.10	H
	7511.36	-58.87	-13	-45.87	-78.85	-62.44	7.73	11.30	H
	3755.68	-51.79	-13	-38.79	-66.12	-59.39	5.00	12.60	V
	5633.52	-61.63	-13	-48.63	-78.16	-67.43	7.30	13.10	V
	7511.36	-58.21	-13	-45.21	-77.85	-61.78	7.73	11.30	V

Remark: Spurious emissions within 30-1000MHz were found more than 20dB below limit line.

LTE Band 2 / 10MHz / QPSK									
Channel	Frequency (MHz)	EIRP (dBm)	Limit (dBm)	Over Limit (dB)	SPA Reading (dBm)	S.G. Power (dBm)	TX Cable loss (dB)	TX Antenna Gain (dBi)	Polarization (H/V)
Middle	3751.18	-50.90	-13	-37.90	-64.52	-58.50	5.00	12.60	H
	5626.77	-59.12	-13	-46.12	-75.72	-64.92	7.30	13.10	H
	7502.00	-58.83	-13	-45.83	-78.81	-62.40	7.73	11.30	H
	3751.18	-52.10	-13	-39.10	-66.43	-59.70	5.00	12.60	V
	5626.77	-60.23	-13	-47.23	-76.76	-66.03	7.30	13.10	V
	7502.00	-58.65	-13	-45.65	-78.29	-62.22	7.73	11.30	V

Remark: Spurious emissions within 30-1000MHz were found more than 20dB below limit line.



LTE Band 2 / 15MHz / QPSK									
Channel	Frequency (MHz)	EIRP (dBm)	Limit (dBm)	Over Limit (dB)	SPA Reading (dBm)	S.G. Power (dBm)	TX Cable loss (dB)	TX Antenna Gain (dBi)	Polarization (H/V)
Middle	3746.68	-51.23	-13	-38.23	-64.85	-58.83	5.00	12.60	H
	5620.02	-59.05	-13	-46.05	-75.65	-64.85	7.30	13.10	H
	7493.36	-58.33	-13	-45.33	-78.31	-61.90	7.73	11.30	H
	3746.68	-51.92	-13	-38.92	-66.25	-59.52	5.00	12.60	V
	5620.02	-60.41	-13	-47.41	-76.94	-66.21	7.30	13.10	V
	7493.36	-58.59	-13	-45.59	-78.23	-62.16	7.73	11.30	V

Remark: Spurious emissions within 30-1000MHz were found more than 20dB below limit line.

LTE Band 2 / 20MHz / QPSK									
Channel	Frequency (MHz)	EIRP (dBm)	Limit (dBm)	Over Limit (dB)	SPA Reading (dBm)	S.G. Power (dBm)	TX Cable loss (dB)	TX Antenna Gain (dBi)	Polarization (H/V)
Middle	3742.18	-50.46	-13	-37.46	-64.08	-58.06	5.00	12.60	H
	5613.27	-59.00	-13	-46.00	-75.60	-64.80	7.30	13.10	H
	7484.36	-58.27	-13	-45.27	-78.25	-61.84	7.73	11.30	H
	3742.18	-51.60	-13	-38.60	-65.93	-59.20	5.00	12.60	V
	5613.27	-60.62	-13	-47.62	-77.15	-66.42	7.30	13.10	V
	7484.36	-58.31	-13	-45.31	-77.95	-61.88	7.73	11.30	V

Remark: Spurious emissions within 30-1000MHz were found more than 20dB below limit line.



LTE Band 4 / 1.4MHz / QPSK									
Channel	Frequency (MHz)	EIRP (dBm)	Limit (dBm)	Over Limit (dB)	SPA Reading (dBm)	S.G. Power (dBm)	TX Cable loss (dB)	TX Antenna Gain (dBi)	Polarization (H/V)
Middle	3463.74	-53.77	-13	-40.77	-67.47	-61.74	4.63	12.60	H
	5195.61	-59.23	-13	-46.23	-77.16	-65.68	6.25	12.70	H
	6927.48	-58.52	-13	-45.52	-78.14	-63.29	8.23	13.00	H
	3463.74	-55.94	-13	-42.94	-67.35	-63.91	4.63	12.6	V
	5195.61	-63.48	-13	-50.48	-77.09	-69.93	6.25	12.7	V
	6927.48	-58.17	-13	-45.17	-77.29	-62.94	8.23	13	V

Remark: Spurious emissions within 30-1000MHz were found more than 20dB below limit line.

LTE Band 4 / 3MHz / QPSK									
Channel	Frequency (MHz)	EIRP (dBm)	Limit (dBm)	Over Limit (dB)	SPA Reading (dBm)	S.G. Power (dBm)	TX Cable loss (dB)	TX Antenna Gain (dBi)	Polarization (H/V)
Middle	3462.48	-53.65	-13	-40.65	-67.35	-61.62	4.63	12.60	H
	5193.72	-59.26	-13	-46.26	-77.19	-65.71	6.25	12.70	H
	6924.96	-59.56	-13	-46.56	-79.18	-64.33	8.23	13.00	H
	3462.48	-55.34	-13	-42.34	-66.75	-63.31	4.63	12.60	V
	5193.72	-63.24	-13	-50.24	-76.85	-69.69	6.25	12.70	V
	6924.96	-58.77	-13	-45.77	-77.89	-63.54	8.23	13.00	V

Remark: Spurious emissions within 30-1000MHz were found more than 20dB below limit line.



LTE Band 4 / 5MHz / QPSK									
Channel	Frequency (MHz)	EIRP (dBm)	Limit (dBm)	Over Limit (dB)	SPA Reading (dBm)	S.G. Power (dBm)	TX Cable loss (dB)	TX Antenna Gain (dBi)	Polarization (H/V)
Middle	3460.68	-54.40	-13	-41.40	-68.10	-62.37	4.63	12.60	H
	5191.02	-59.59	-13	-46.59	-77.52	-66.04	6.25	12.70	H
	6921.36	-59.72	-13	-46.72	-79.34	-64.49	8.23	13.00	H
	3460.68	-55.73	-13	-42.73	-67.14	-63.70	4.63	12.60	V
	5191.02	-63.69	-13	-50.69	-77.3	-70.14	6.25	12.70	V
	6921.36	-58.37	-13	-45.37	-77.49	-63.14	8.23	13.00	V

Remark: Spurious emissions within 30-1000MHz were found more than 20dB below limit line.

LTE Band 4 / 10MHz / QPSK									
Channel	Frequency (MHz)	EIRP (dBm)	Limit (dBm)	Over Limit (dB)	SPA Reading (dBm)	S.G. Power (dBm)	TX Cable loss (dB)	TX Antenna Gain (dBi)	Polarization (H/V)
Middle	3456.18	-54.31	-13	-41.31	-68.01	-62.28	4.63	12.60	H
	5184.27	-59.76	-13	-46.76	-77.69	-66.21	6.25	12.70	H
	6912.36	-59.62	-13	-46.62	-79.24	-64.39	8.23	13.00	H
	3456.18	-55.66	-13	-42.66	-67.07	-63.63	4.63	12.6	V
	5184.27	-63.81	-13	-50.81	-77.42	-70.26	6.25	12.7	V
	6912.36	-58.97	-13	-45.97	-78.09	-63.74	8.23	13	V

Remark: Spurious emissions within 30-1000MHz were found more than 20dB below limit line.



LTE Band 4 / 15MHz / QPSK									
Channel	Frequency (MHz)	EIRP (dBm)	Limit (dBm)	Over Limit (dB)	SPA Reading (dBm)	S.G. Power (dBm)	TX Cable loss (dB)	TX Antenna Gain (dBi)	Polarization (H/V)
Middle	3451.68	-54.94	-13	-41.94	-68.64	-62.91	4.63	12.60	H
	5177.52	-60.42	-13	-47.42	-78.35	-66.87	6.25	12.70	H
	6903.36	-59.84	-13	-46.84	-79.46	-64.61	8.23	13.00	H
	3451.68	-57.76	-13	-44.76	-69.17	-65.73	4.63	12.6	V
	5177.52	-64.01	-13	-51.01	-77.62	-70.46	6.25	12.7	V
	6903.36	-59.68	-13	-46.68	-78.8	-64.45	8.23	13	V

Remark: Spurious emissions within 30-1000MHz were found more than 20dB below limit line.

LTE Band 4 / 20MHz / QPSK									
Channel	Frequency (MHz)	EIRP (dBm)	Limit (dBm)	Over Limit (dB)	SPA Reading (dBm)	S.G. Power (dBm)	TX Cable loss (dB)	TX Antenna Gain (dBi)	Polarization (H/V)
Middle	3447.18	-56.62	-13	-43.62	-70.32	-64.59	4.630	12.60	H
	5170.77	-60.40	-13	-47.40	-78.33	-66.85	6.250	12.70	H
	6894.36	-59.54	-13	-46.54	-79.16	-64.31	8.230	13.00	H
	3447.18	-58.54	-13	-45.54	-69.95	-66.51	4.630	12.60	V
	5170.77	-63.32	-13	-50.32	-76.93	-69.77	6.250	12.70	V
	6894.36	-59.81	-13	-46.81	-78.93	-64.58	8.230	13.00	V

Remark: Spurious emissions within 30-1000MHz were found more than 20dB below limit line.



LTE Band 5 / 1.4MHz / QPSK									
Channel	Frequency (MHz)	ERP (dBm)	Limit (dBm)	Over Limit (dB)	SPA Reading (dBm)	S.G. Power (dBm)	TX Cable loss (dB)	TX Antenna Gain (dBi)	Polarization (H/V)
Middle	1671.92	-71.13	-13	-58.13	-72.84	-75.50	2.88	9.40	H
	2507.88	-72.61	-13	-59.61	-78.67	-77.56	3.50	10.60	H
	3343.84	-67.55	-13	-54.55	-75.55	-73.37	4.63	12.60	H
	1671.92	-71.11	-13	-58.11	-72.95	-75.48	2.88	9.40	V
	2507.88	-72.79	-13	-59.79	-78.74	-77.74	3.50	10.60	V
	3343.84	-67.67	-13	-54.67	-75.70	-73.49	4.63	12.60	V

Remark: Spurious emissions within 30-1000MHz were found more than 20dB below limit line.

LTE Band 5 / 3MHz / QPSK									
Channel	Frequency (MHz)	ERP (dBm)	Limit (dBm)	Over Limit (dB)	SPA Reading (dBm)	S.G. Power (dBm)	TX Cable loss (dB)	TX Antenna Gain (dBi)	Polarization (H/V)
Middle	1670.48	-71.07	-13	-58.07	-72.78	-75.44	2.88	9.40	H
	2505.72	-72.39	-13	-59.39	-78.45	-77.34	3.50	10.60	H
	3340.96	-67.51	-13	-54.51	-75.51	-73.33	4.63	12.60	H
	1670.48	-71.06	-13	-58.06	-72.90	-75.43	2.88	9.40	V
	2505.72	-72.56	-13	-59.56	-78.51	-77.51	3.50	10.60	V
	3340.96	-67.55	-13	-54.55	-75.58	-73.37	4.63	12.60	V

Remark: Spurious emissions within 30-1000MHz were found more than 20dB below limit line.



LTE Band 5 / 5MHz / QPSK									
Channel	Frequency (MHz)	ERP (dBm)	Limit (dBm)	Over Limit (dB)	SPA Reading (dBm)	S.G. Power (dBm)	TX Cable loss (dB)	TX Antenna Gain (dBi)	Polarization (H/V)
Middle	1668.68	-71.78	-13	-58.78	-73.49	-76.15	2.88	9.40	H
	2503.02	-73.00	-13	-60.00	-79.06	-77.95	3.50	10.60	H
	3337.36	-67.99	-13	-54.99	-75.99	-73.81	4.63	12.60	H
	1668.68	-71.60	-13	-58.60	-73.44	-75.97	2.88	9.40	V
	2503.02	-73.01	-13	-60.01	-78.96	-77.96	3.50	10.60	V
	3337.36	-68.17	-13	-55.17	-76.20	-73.99	4.63	12.60	V

Remark: Spurious emissions within 30-1000MHz were found more than 20dB below limit line.

LTE Band 5 / 10MHz / QPSK									
Channel	Frequency (MHz)	ERP (dBm)	Limit (dBm)	Over Limit (dB)	SPA Reading (dBm)	S.G. Power (dBm)	TX Cable loss (dB)	TX Antenna Gain (dBi)	Polarization (H/V)
Middle	1664.08	-71.72	-13	-58.72	-73.43	-76.09	2.88	9.40	H
	2496.27	-72.93	-13	-59.93	-78.99	-77.88	3.50	10.60	H
	3328.36	-68.09	-13	-55.09	-76.09	-73.91	4.63	12.60	H
	1664.08	-71.49	-13	-58.49	-73.33	-75.86	2.88	9.40	V
	2496.27	-73.04	-13	-60.04	-78.99	-77.99	3.50	10.60	V
	3328.36	-68.01	-13	-55.01	-76.04	-73.83	4.63	12.60	V

Remark: Spurious emissions within 30-1000MHz were found more than 20dB below limit line.



LTE Band 7 / 5MHz / QPSK									
Channel	Frequency (MHz)	EIRP (dBm)	Limit (dBm)	Over Limit (dB)	SPA Reading (dBm)	S.G. Power (dBm)	TX Cable loss (dB)	TX Antenna Gain (dBi)	Polarization (H/V)
Middle	5065.7	-54.26	-25	-29.26	-71.33	-61.11	6.25	13.10	H
	7598.5	-58.34	-25	-33.34	-79.21	-61.91	7.73	11.30	H
	10131.4	-54.12	-25	-29.12	-80.22	-57.78	8.44	12.10	H
	5065.7	-49.16	-25	-24.16	-65.9	-56.01	6.25	13.10	V
	7598.5	-58.03	-25	-33.03	-78.57	-61.60	7.73	11.30	V
	10131.4	-56.02	-25	-31.02	-80.31	-59.68	8.44	12.10	V

Remark: Spurious emissions within 30-1000MHz were found more than 20dB below limit line.

LTE Band 7 / 10MHz / QPSK									
Channel	Frequency (MHz)	EIRP (dBm)	Limit (dBm)	Over Limit (dB)	SPA Reading (dBm)	S.G. Power (dBm)	TX Cable loss (dB)	TX Antenna Gain (dBi)	Polarization (H/V)
Middle	5061.2	-53.48	-25	-28.48	-70.55	-60.33	6.25	13.10	H
	7591.8	-57.96	-25	-32.96	-78.83	-61.53	7.73	11.30	H
	10122.4	-54.13	-25	-29.13	-80.23	-57.79	8.44	12.10	H
	5061.2	-48.75	-25	-23.75	-65.49	-55.60	6.25	13.10	V
	7591.8	-58.01	-25	-33.01	-78.55	-61.58	7.73	11.30	V
	10122.4	-56.15	-25	-31.15	-80.44	-59.81	8.44	12.10	V

Remark: Spurious emissions within 30-1000MHz were found more than 20dB below limit line.



LTE Band 7 / 15MHz / QPSK									
Channel	Frequency (MHz)	EIRP (dBm)	Limit (dBm)	Over Limit (dB)	SPA Reading (dBm)	S.G. Power (dBm)	TX Cable loss (dB)	TX Antenna Gain (dBi)	Polarization (H/V)
Middle	5056.7	-51.81	-25	-26.81	-68.88	-58.66	6.25	13.10	H
	7585.0	-57.36	-25	-32.36	-78.23	-60.93	7.73	11.30	H
	10113.4	-53.72	-25	-28.72	-79.82	-57.38	8.44	12.10	H
	5056.7	-47.81	-25	-22.81	-64.55	-54.66	6.25	13.10	V
	7585.0	-57.09	-25	-32.09	-77.63	-60.66	7.73	11.30	V
	10113.4	-55.22	-25	-30.22	-79.51	-58.88	8.44	12.10	V

Remark: Spurious emissions within 30-1000MHz were found more than 20dB below limit line.

LTE Band 7 / 20MHz / QPSK									
Channel	Frequency (MHz)	EIRP (dBm)	Limit (dBm)	Over Limit (dB)	SPA Reading (dBm)	S.G. Power (dBm)	TX Cable loss (dB)	TX Antenna Gain (dBi)	Polarization (H/V)
Middle	5052.2	-51.37	-25	-26.37	-68.44	-58.22	6.25	13.10	H
	7578.3	-57.55	-25	-32.55	-78.42	-61.12	7.73	11.30	H
	10104.4	-53.43	-25	-28.43	-79.53	-57.09	8.44	12.10	H
	5052.2	-47.58	-25	-22.58	-64.32	-54.43	6.25	13.10	V
	7578.3	-57.27	-25	-32.27	-77.81	-60.84	7.73	11.30	V
	10104.4	-55.67	-25	-30.67	-79.96	-59.33	8.44	12.10	V

Remark: Spurious emissions within 30-1000MHz were found more than 20dB below limit line.



LTE Band 12 / 1.4MHz / QPSK									
Channel	Frequency (MHz)	ERP (dBm)	Limit (dBm)	Over Limit (dB)	SPA Reading (dBm)	S.G. Power (dBm)	TX Cable loss (dB)	TX Antenna Gain (dBi)	Polarization (H/V)
Middle	1413.74	-69.12	-13	-56.12	-72.52	-72.09	2.88	8.00	H
	2120.61	-70.50	-13	-57.50	-76.70	-75.50	3.25	10.40	H
	2827.48	-68.41	-13	-55.41	-76.90	-73.89	3.87	11.50	H
	1413.74	-69.07	-13	-56.07	-72.51	-72.04	2.88	8.00	V
	2120.61	-72.32	-13	-59.32	-76.71	-77.32	3.25	10.40	V
	2827.48	-69.49	-13	-56.49	-76.86	-74.97	3.87	11.50	V

Remark: Spurious emissions within 30-1000MHz were found more than 20dB below limit line.

LTE Band 12 / 3MHz / QPSK									
Channel	Frequency (MHz)	ERP (dBm)	Limit (dBm)	Over Limit (dB)	SPA Reading (dBm)	S.G. Power (dBm)	TX Cable loss (dB)	TX Antenna Gain (dBi)	Polarization (H/V)
Middle	1412.3	-69.15	-13	-56.15	-72.55	-72.12	2.88	8.00	H
	2118.45	-70.44	-13	-57.44	-76.64	-75.44	3.25	10.40	H
	2824.6	-68.39	-13	-55.39	-76.88	-73.87	3.87	11.50	H
	1412.3	-69.04	-13	-56.04	-72.48	-72.01	2.88	8.00	V
	2118.45	-72.21	-13	-59.21	-76.60	-77.21	3.25	10.40	V
	2824.6	-69.49	-13	-56.49	-76.86	-74.97	3.87	11.50	V

Remark: Spurious emissions within 30-1000MHz were found more than 20dB below limit line.



LTE Band 12 / 5MHz / QPSK									
Channel	Frequency (MHz)	ERP (dBm)	Limit (dBm)	Over Limit (dB)	SPA Reading (dBm)	S.G. Power (dBm)	TX Cable loss (dB)	TX Antenna Gain (dBi)	Polarization (H/V)
Middle	1410.5	-69.07	-13	-56.07	-72.47	-72.04	2.88	8.00	H
	2115.75	-70.34	-13	-57.34	-76.54	-75.34	3.25	10.40	H
	2821	-68.36	-13	-55.36	-76.85	-73.84	3.87	11.50	H
	1410.5	-68.97	-13	-55.97	-72.41	-71.94	2.88	8.00	V
	2115.75	-72.24	-13	-59.24	-76.63	-77.24	3.25	10.40	V
	2821	-69.48	-13	-56.48	-76.85	-74.96	3.87	11.50	V

Remark: Spurious emissions within 30-1000MHz were found more than 20dB below limit line.

LTE Band 12 / 10MHz / QPSK									
Channel	Frequency (MHz)	ERP (dBm)	Limit (dBm)	Over Limit (dB)	SPA Reading (dBm)	S.G. Power (dBm)	TX Cable loss (dB)	TX Antenna Gain (dBi)	Polarization (H/V)
Middle	1406	-69.05	-13	-56.05	-72.45	-72.02	2.88	8.00	H
	2109	-70.22	-13	-57.22	-76.42	-75.22	3.25	10.40	H
	2812	-68.40	-13	-55.40	-76.89	-73.88	3.87	11.50	H
	1406	-68.88	-13	-55.88	-72.32	-71.85	2.88	8.00	V
	2109	-72.15	-13	-59.15	-76.54	-77.15	3.25	10.40	V
	2812	-69.54	-13	-56.54	-76.91	-75.02	3.87	11.50	V

Remark: Spurious emissions within 30-1000MHz were found more than 20dB below limit line.



LTE Band 13 / 5MHz / QPSK									
Channel	Frequency (MHz)	ERP (dBm)	Limit (dBm)	Over Limit (dB)	SPA Reading (dBm)	S.G. Power (dBm)	TX Cable loss (dB)	TX Antenna Gain (dBi)	Polarization (H/V)
Middle	1559.5	-68.70	-40	-28.70	-72.56	-75.38	2.68	9.36	H
	2339.25	-72.41	-13	-59.41	-78.47	-78.41	2.36	10.51	H
	3119	-67.48	-13	-54.48	-75.48	-73.36	4.49	12.52	H
	1559.5	-68.61	-40	-28.61	-72.60	-75.29	2.68	9.36	V
	2339.25	-72.49	-13	-59.49	-78.44	-78.49	2.36	10.51	V
	3119	-67.44	-13	-54.44	-75.47	-73.32	4.49	12.52	V

Remark: Spurious emissions within 30-1000MHz were found more than 20dB below limit line.

LTE Band 13 / 10MHz / QPSK									
Channel	Frequency (MHz)	ERP (dBm)	Limit (dBm)	Over Limit (dB)	SPA Reading (dBm)	S.G. Power (dBm)	TX Cable loss (dB)	TX Antenna Gain (dBi)	Polarization (H/V)
Middle	1559.5	-69.06	-40	-29.06	-72.92	-75.74	2.68	9.36	H
	2339.25	-72.42	-13	-59.42	-78.48	-78.42	2.36	10.51	H
	3119	-67.93	-13	-54.93	-75.93	-73.81	4.49	12.52	H
	1559.5	-69.05	-40	-29.05	-73.04	-75.73	2.68	9.36	V
	2339.25	-72.73	-13	-59.73	-78.68	-78.73	2.36	10.51	V
	3119	-67.83	-13	-54.83	-75.86	-73.71	4.49	12.52	V

Remark: Spurious emissions within 30-1000MHz were found more than 20dB below limit line.



LTE Band 17 / 5MHz / QPSK									
Channel	Frequency (MHz)	ERP (dBm)	Limit (dBm)	Over Limit (dB)	SPA Reading (dBm)	S.G. Power (dBm)	TX Cable loss (dB)	TX Antenna Gain (dBi)	Polarization (H/V)
Middle	1415.68	-69.24	-13	-56.24	-72.64	-72.21	2.88	8.00	H
	2123.58	-70.61	-13	-57.61	-76.81	-75.61	3.25	10.40	H
	2831.36	-68.13	-13	-55.13	-76.62	-73.61	3.87	11.50	H
	1415.68	-69.29	-13	-56.29	-72.73	-72.26	2.88	8.00	V
	2123.58	-72.55	-13	-59.55	-76.94	-77.55	3.25	10.40	V
	2831.36	-69.71	-13	-56.71	-77.08	-75.19	3.87	11.50	V

Remark: Spurious emissions within 30-1000MHz were found more than 20dB below limit line.

LTE Band 17 / 10MHz / QPSK									
Channel	Frequency (MHz)	ERP (dBm)	Limit (dBm)	Over Limit (dB)	SPA Reading (dBm)	S.G. Power (dBm)	TX Cable loss (dB)	TX Antenna Gain (dBi)	Polarization (H/V)
Middle	1411.18	-69.44	-13	-56.44	-72.84	-72.41	2.88	8.00	H
	2116.77	-70.71	-13	-57.71	-76.91	-75.71	3.25	10.40	H
	2822.36	-68.69	-13	-55.69	-77.18	-74.17	3.87	11.50	H
	1411.18	-69.34	-13	-56.34	-72.78	-72.31	2.88	8.00	V
	2116.77	-72.38	-13	-59.38	-76.77	-77.38	3.25	10.40	V
	2822.36	-69.65	-13	-56.65	-77.02	-75.13	3.87	11.50	V

Remark: Spurious emissions within 30-1000MHz were found more than 20dB below limit line.