

P01_GSM850_GPRS12_Left Cheek_251

DUT: EUT

Communication System: GPRS 850-4solt; Frequency: 848.8 MHz;Duty Cycle: 1:2

Medium: H835 Medium parameters used: $f = 849 \text{ MHz}$; $\sigma = 0.911 \text{ mho/m}$; $\epsilon_r = 42.7$; $\rho = 1000 \text{ kg/m}^3$

DASY4 Configuration:

- Probe: ES3DV3 - SN3090; ConvF(6.12, 6.12, 6.12); Calibrated: 2019/4/12
- Sensor-Surface: 3mm (Mechanical Surface Detection)
- Electronics: DAE4 Sn662; Calibrated: 2019/4/11
- Phantom: SAM 2; Type: QD 000 P40 CB; Serial: TP-1376
- ; Postprocessing SW: SEMCAD, V1.8 Build 186

Test/Area Scan (71x81x1): Measurement grid: $dx=15\text{mm}$, $dy=15\text{mm}$

Maximum value of SAR (interpolated) = 0.292 mW/g

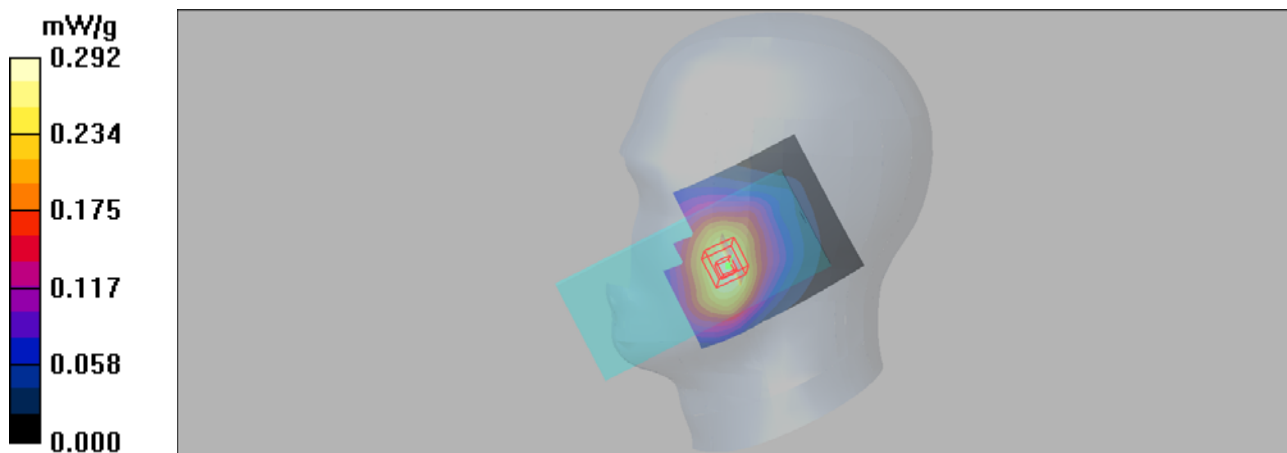
Test/Zoom Scan (5x5x7)/Cube 0: Measurement grid: $dx=8\text{mm}$, $dy=8\text{mm}$, $dz=5\text{mm}$

Reference Value = 6.09 V/m; Power Drift = 0.155 dB

Peak SAR (extrapolated) = 0.317 W/kg

SAR(1 g) = 0.260 mW/g; SAR(10 g) = 0.202 mW/g

Maximum value of SAR (measured) = 0.281 mW/g



P02_GSM1900_GPRS12_Right Cheek_512**DUT: EUT**

Communication System: GPRS1900-4slots; Frequency: 1850.2 MHz; Duty Cycle: 1:2

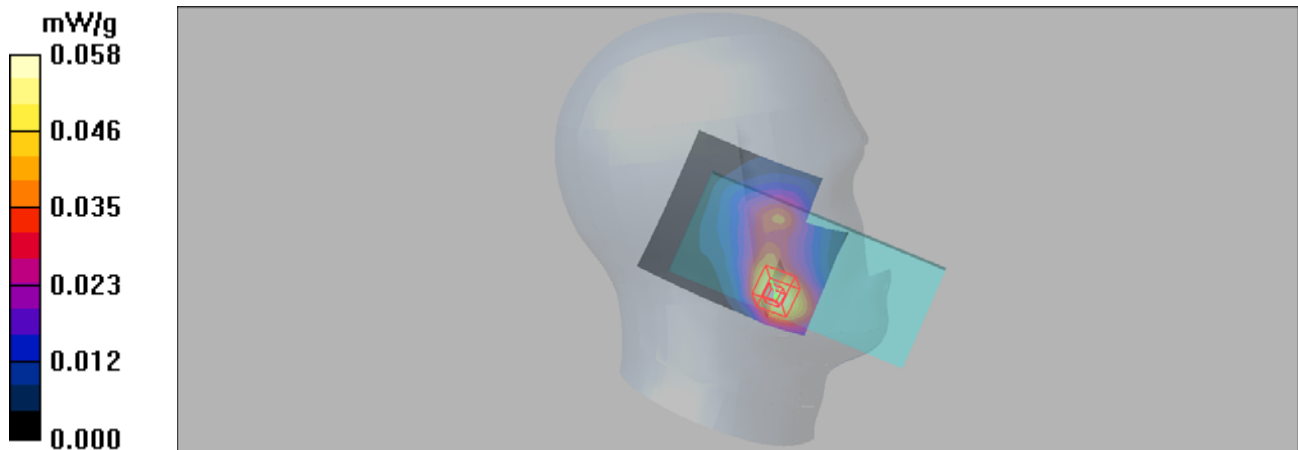
Medium: H1900 Medium parameters used (interpolated): $f = 1850.2$ MHz; $\sigma = 1.39$ mho/m; $\epsilon_r = 40$; $\rho = 1000$ kg/m³

DASY4 Configuration:

- Probe: ES3DV3 - SN3090; ConvF(5.06, 5.06, 5.06); Calibrated: 2019/4/12
- Sensor-Surface: 3mm (Mechanical Surface Detection)
- Electronics: DAE4 Sn662; Calibrated: 2019/4/11
- Phantom: SAM 1; Type: QD 000 P40 CB; Serial: TP/1378
- ; Postprocessing SW: SEMCAD, V1.8 Build 186

Test/Area Scan (71x81x1): Measurement grid: dx=15mm, dy=15mm
Maximum value of SAR (interpolated) = 0.058 mW/g

Test/Zoom Scan (5x5x7)/Cube 0: Measurement grid: dx=8mm, dy=8mm, dz=5mm
Reference Value = 1.53 V/m; Power Drift = 0.09 dB
Peak SAR (extrapolated) = 0.074 W/kg
SAR(1 g) = 0.048 mW/g; SAR(10 g) = 0.030 mW/g
Maximum value of SAR (measured) = 0.056 mW/g



P03_WCDMA II_RMC12.2K_Right Cheek_9262

DUT: EUT

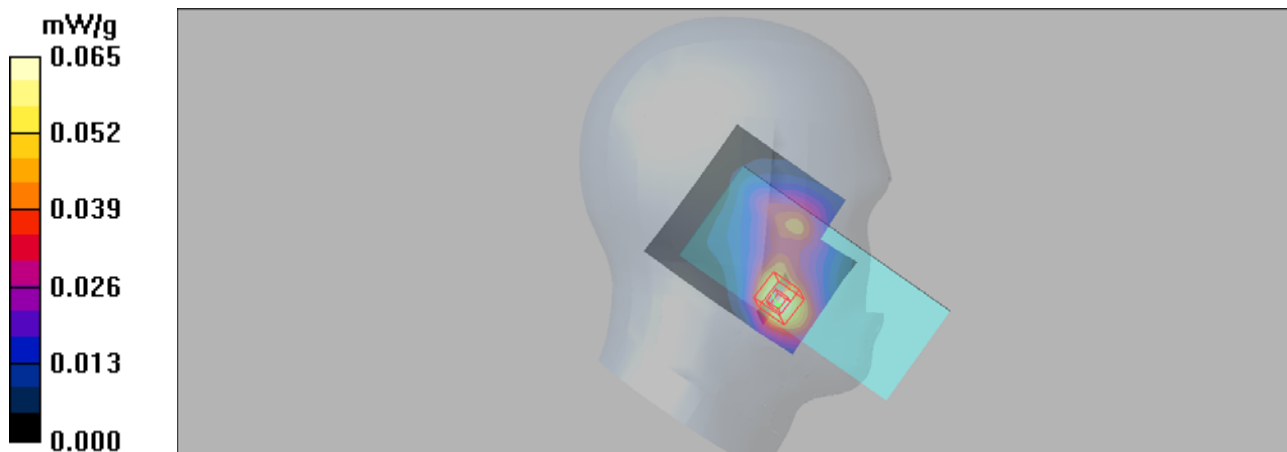
Communication System: WCDMA Band II; Frequency: 1852.4 MHz; Duty Cycle: 1:1
Medium: H1900 Medium parameters used (interpolated): $f = 1852.4$ MHz; $\sigma = 1.39$ mho/m; $\epsilon_r = 40$; $\rho = 1000$ kg/m³

DASY4 Configuration:

- Probe: ES3DV3 - SN3090; ConvF(5.06, 5.06, 5.06); Calibrated: 2019/4/12
- Sensor-Surface: 3mm (Mechanical Surface Detection)
- Electronics: DAE4 Sn662; Calibrated: 2019/4/11
- Phantom: SAM 1; Type: QD 000 P40 CB; Serial: TP/1378
- ; Postprocessing SW: SEMCAD, V1.8 Build 186

Test/Area Scan (71x81x1): Measurement grid: dx=15mm, dy=15mm
Maximum value of SAR (interpolated) = 0.065 mW/g

Test/Zoom Scan (5x5x7)/Cube 0: Measurement grid: dx=8mm, dy=8mm, dz=5mm
Reference Value = 1.78 V/m; Power Drift = 0.05 dB
Peak SAR (extrapolated) = 0.085 W/kg
SAR(1 g) = 0.055 mW/g; SAR(10 g) = 0.034 mW/g
Maximum value of SAR (measured) = 0.066 mW/g



P04_WCDMA IV_RMC12.2K_Right Cheek_1312

DUT: EUT

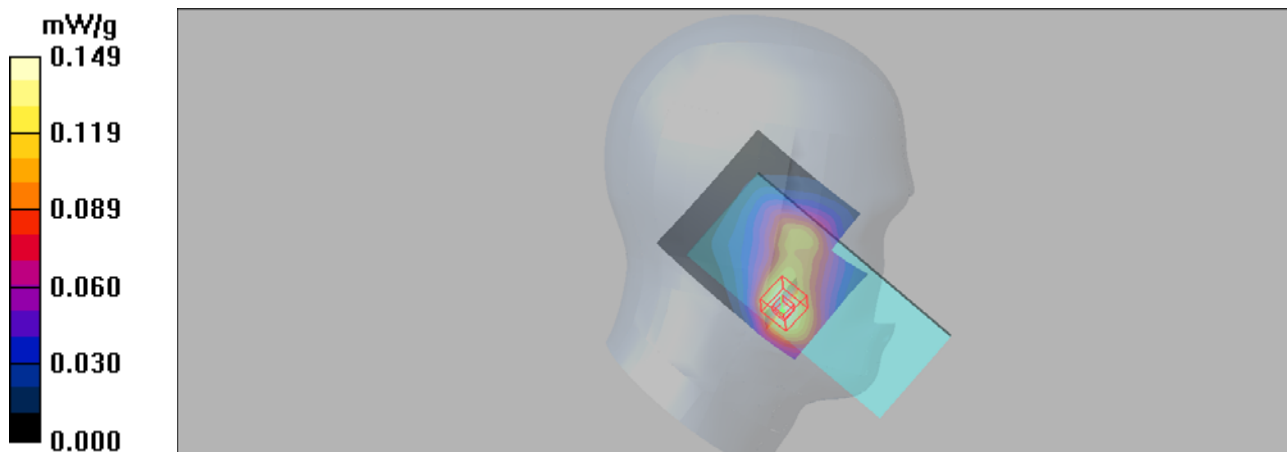
Communication System: WCDMA Band IV; Frequency: 1712.4 MHz; Duty Cycle: 1:1
Medium: H1750 Medium parameters used (interpolated): $f = 1712.4$ MHz; $\sigma = 1.33$ mho/m; $\epsilon_r = 40.8$;
 $\rho = 1000$ kg/m³

DASY4 Configuration:

- Probe: ES3DV3 - SN3090; ConvF(5.36, 5.36, 5.36); Calibrated: 2019/4/12
- Sensor-Surface: 3mm (Mechanical Surface Detection)
- Electronics: DAE4 Sn662; Calibrated: 2019/4/11
- Phantom: SAM 1; Type: QD 000 P40 CB; Serial: TP/1378
- ; Postprocessing SW: SEMCAD, V1.8 Build 186

Test/Area Scan (71x81x1): Measurement grid: dx=15mm, dy=15mm
Maximum value of SAR (interpolated) = 0.149 mW/g

Test/Zoom Scan (5x5x7)/Cube 0: Measurement grid: dx=8mm, dy=8mm, dz=5mm
Reference Value = 3.18 V/m; Power Drift = -0.020 dB
Peak SAR (extrapolated) = 0.181 W/kg
SAR(1 g) = 0.126 mW/g; SAR(10 g) = 0.083 mW/g
Maximum value of SAR (measured) = 0.146 mW/g



P05_WCDMA V_RMC12.2K_Left Cheek_4233

DUT: EUT

Communication System: WCDMA Band V; Frequency: 846.6 MHz; Duty Cycle: 1:1

Medium: H835 Medium parameters used: $f = 847$ MHz; $\sigma = 0.909$ mho/m; $\epsilon_r = 42.7$; $\rho = 1000$ kg/m³

DASY4 Configuration:

- Probe: ES3DV3 - SN3090; ConvF(6.12, 6.12, 6.12); Calibrated: 2019/4/12
- Sensor-Surface: 3mm (Mechanical Surface Detection)
- Electronics: DAE4 Sn662; Calibrated: 2019/4/11
- Phantom: SAM 2; Type: QD 000 P40 CB; Serial: TP-1376
- ; Postprocessing SW: SEMCAD, V1.8 Build 186

Test/Area Scan (71x81x1): Measurement grid: dx=15mm, dy=15mm

Maximum value of SAR (interpolated) = 0.163 mW/g

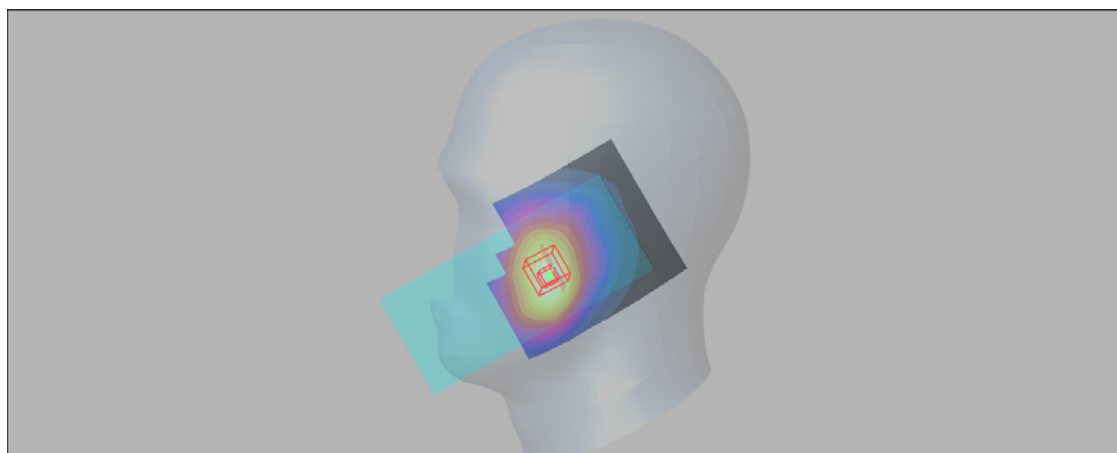
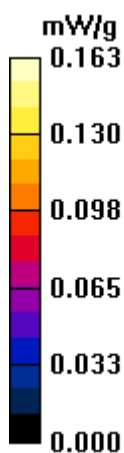
Test/Zoom Scan (5x5x7)/Cube 0: Measurement grid: dx=8mm, dy=8mm, dz=5mm

Reference Value = 4.23 V/m; Power Drift = 0.03 dB

Peak SAR (extrapolated) = 0.179 W/kg

SAR(1 g) = 0.145 mW/g; SAR(10 g) = 0.111 mW/g

Maximum value of SAR (measured) = 0.157 mW/g



P06_LTE 2_QPSK20M_Right Cheek_18700_1RB_50 Offset

DUT: EUT

Communication System: LTE Band 2; Frequency: 1860 MHz; Duty Cycle: 1:1

Medium: H1900 Medium parameters used: $f = 1860$ MHz; $\sigma = 1.4$ mho/m; $\epsilon_r = 39.9$; $\rho = 1000$ kg/m³

DASY4 Configuration:

- Probe: ES3DV3 - SN3090; ConvF(5.06, 5.06, 5.06); Calibrated: 2019/4/12
- Sensor-Surface: 3mm (Mechanical Surface Detection)
- Electronics: DAE4 Sn662; Calibrated: 2019/4/11
- Phantom: SAM 1; Type: QD 000 P40 CB; Serial: TP/1378
- ; Postprocessing SW: SEMCAD, V1.8 Build 186

Test/Area Scan (71x81x1): Measurement grid: dx=15mm, dy=15mm

Maximum value of SAR (interpolated) = 0.064 mW/g

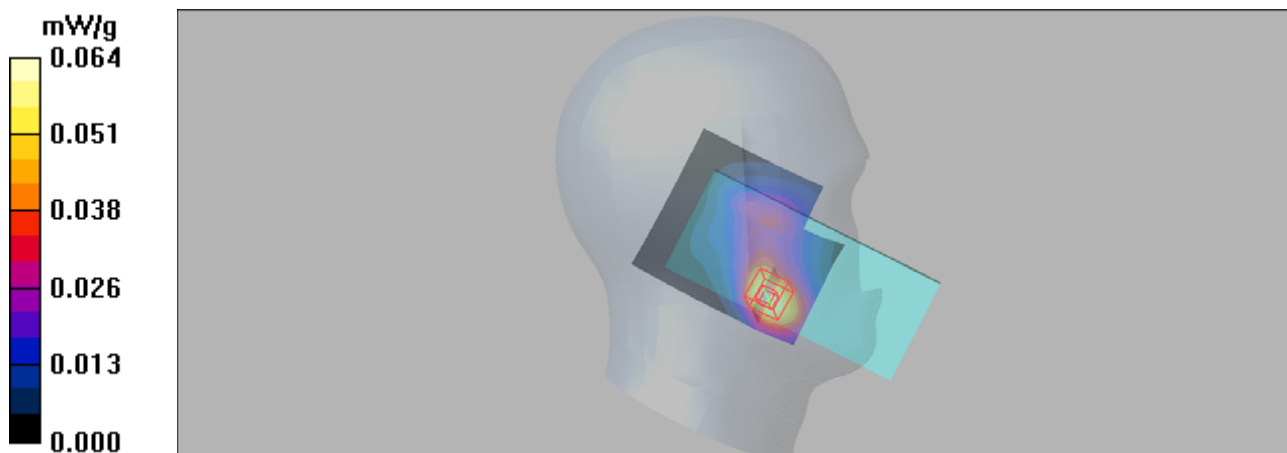
Test/Zoom Scan (5x5x7)/Cube 0: Measurement grid: dx=8mm, dy=8mm, dz=5mm

Reference Value = 1.71 V/m; Power Drift = 0.08 dB

Peak SAR (extrapolated) = 0.086 W/kg

SAR(1 g) = 0.054 mW/g; SAR(10 g) = 0.033 mW/g

Maximum value of SAR (measured) = 0.063 mW/g



P07_LTE 4_QPSK20M_Left Cheek_20300_1RB_50 Offset

DUT: EUT


Communication System: LTE Band 4&20M; Frequency: 1745 MHz;Duty Cycle: 1:1
 Medium: H1750 Medium parameters used: $f = 1745$ MHz; $\sigma = 1.37$ mho/m; $\epsilon_r = 40.7$; $\rho = 1000$ kg/m³

DASY4 Configuration:

- Probe: ES3DV3 - SN3090; ConvF(5.36, 5.36, 5.36); Calibrated: 2019/4/12
- Sensor-Surface: 3mm (Mechanical Surface Detection)
- Electronics: DAE4 Sn662; Calibrated: 2019/4/11
- Phantom: SAM 1; Type: QD 000 P40 CB; Serial: TP/1378
- ; Postprocessing SW: SEMCAD, V1.8 Build 186

Test/Area Scan (71x81x1): Measurement grid: dx=15mm, dy=15mm
 Maximum value of SAR (interpolated) = 0.129 mW/g

Test/Zoom Scan (5x5x7)/Cube 0: Measurement grid: dx=8mm, dy=8mm, dz=5mm
 Reference Value = 2.55 V/m; Power Drift = 0.04 dB
 Peak SAR (extrapolated) = 0.155 W/kg
SAR(1 g) = 0.106 mW/g; SAR(10 g) = 0.070 mW/g
 Maximum value of SAR (measured) = 0.120 mW/g



P08_LTE 5_QPSK10M_Left Cheek_20525_1RB_24 Offset

DUT: EUT

Communication System: LTE Band5; Frequency: 836.5 MHz; Duty Cycle: 1:1

Medium: H835 Medium parameters used (interpolated): $f = 836.5$ MHz; $\sigma = 0.899$ mho/m; $\epsilon_r = 42.9$;

$\rho = 1000$ kg/m³

DASY4 Configuration:

- Probe: ES3DV3 - SN3090; ConvF(6.12, 6.12, 6.12); Calibrated: 2019/4/12
- Sensor-Surface: 3mm (Mechanical Surface Detection)
- Electronics: DAE4 Sn662; Calibrated: 2019/4/11
- Phantom: SAM 2; Type: QD 000 P40 CB; Serial: TP-1376
- ; Postprocessing SW: SEMCAD, V1.8 Build 186

Test/Area Scan (71x81x1): Measurement grid: dx=15mm, dy=15mm

Maximum value of SAR (interpolated) = 0.182 mW/g

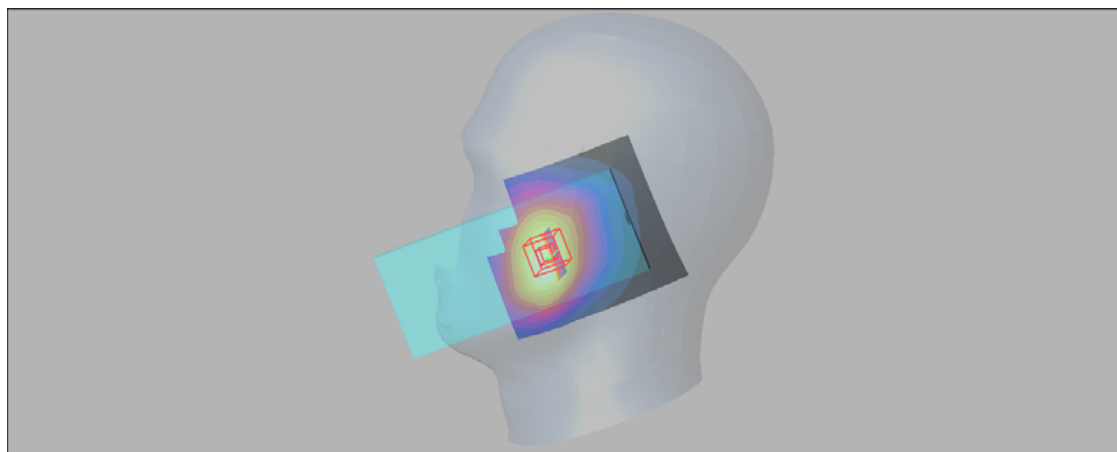
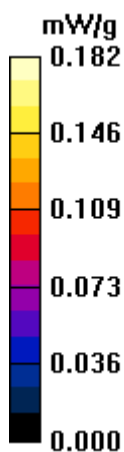
Test/Zoom Scan (5x5x7)/Cube 0: Measurement grid: dx=8mm, dy=8mm, dz=5mm

Reference Value = 4.76 V/m; Power Drift = 0.04 dB

Peak SAR (extrapolated) = 0.197 W/kg

SAR(1 g) = 0.163 mW/g; SAR(10 g) = 0.127 mW/g

Maximum value of SAR (measured) = 0.176 mW/g



P09_LTE 7_QPSK20M_Right Cheek_21350_1RB_50 Offset

DUT: EUT

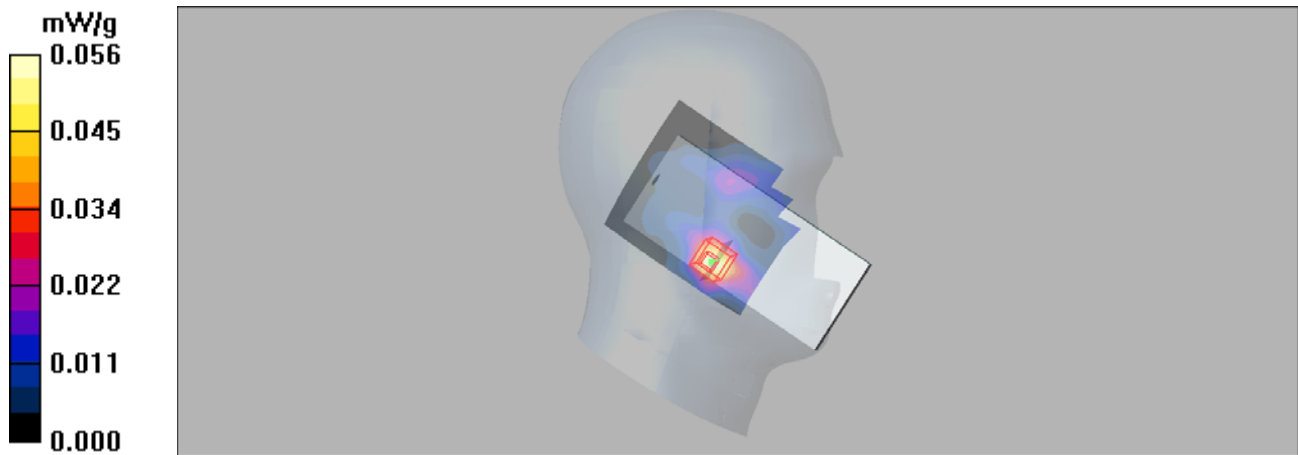
Communication System: LTE Band 7; Frequency: 2560 MHz; Duty Cycle: 1:1
 Medium: H2600 Medium parameters used: $f = 2560$ MHz; $\sigma = 2.01$ mho/m; $\epsilon_r = 38.5$; $\rho = 1000$ kg/m³

DASY4 Configuration:

- Probe: ES3DV3 - SN3090; ConvF(4.48, 4.48, 4.48); Calibrated: 2019/4/12
- Sensor-Surface: 3mm (Mechanical Surface Detection)
- Electronics: DAE4 Sn662; Calibrated: 2019/4/11
- Phantom: SAM 2; Type: QD 000 P40 CB; Serial: TP-1376
- ; Postprocessing SW: SEMCAD, V1.8 Build 186

Test/Area Scan (71x81x1): Measurement grid: dx=12mm, dy=12mm
 Maximum value of SAR (interpolated) = 0.056 mW/g

Test/Zoom Scan (7x7x7)/Cube 0: Measurement grid: dx=5mm, dy=5mm, dz=5mm
 Reference Value = 1.80 V/m; Power Drift = 0.195 dB
 Peak SAR (extrapolated) = 0.082 W/kg
SAR(1 g) = 0.044 mW/g; SAR(10 g) = 0.022 mW/g
 Maximum value of SAR (measured) = 0.053 mW/g



P10_LTE 12_QPSK10M_Left Cheek_23060_1RB_24 Offset

DUT: EUT

Communication System: LTE Band 12; Frequency: 704 MHz; Duty Cycle: 1:1

Medium: H750 Medium parameters used: $f = 704 \text{ MHz}$; $\sigma = 0.866 \text{ mho/m}$; $\epsilon_r = 40.9$; $\rho = 1000 \text{ kg/m}^3$

DASY4 Configuration:

- Probe: ES3DV3 - SN3090; ConvF(6.22, 6.22, 6.22); Calibrated: 2019/4/12
- Sensor-Surface: 3mm (Mechanical Surface Detection)
- Electronics: DAE4 Sn662; Calibrated: 2019/4/11
- Phantom: SAM 2; Type: QD 000 P40 CB; Serial: TP-1376
- ; Postprocessing SW: SEMCAD, V1.8 Build 186

Test/Area Scan (71x81x1): Measurement grid: $dx=15\text{mm}$, $dy=15\text{mm}$

Maximum value of SAR (interpolated) = 0.093 mW/g

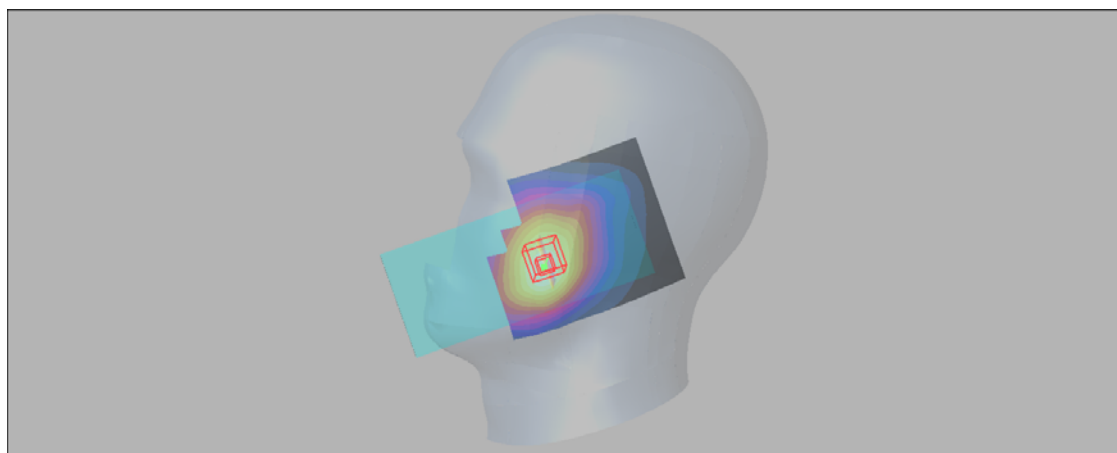
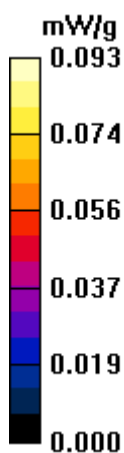
Test/Zoom Scan (5x5x7)/Cube 0: Measurement grid: $dx=8\text{mm}$, $dy=8\text{mm}$, $dz=5\text{mm}$

Reference Value = 3.50 V/m; Power Drift = 0.05 dB

Peak SAR (extrapolated) = 0.101 W/kg

SAR(1 g) = 0.086 mW/g; SAR(10 g) = 0.070 mW/g

Maximum value of SAR (measured) = 0.093 mW/g



P11_802.11b_Left Cheek_11

DUT: EUT

Communication System: Wlan 802.11b; Frequency: 2462 MHz; Duty Cycle: 1:1

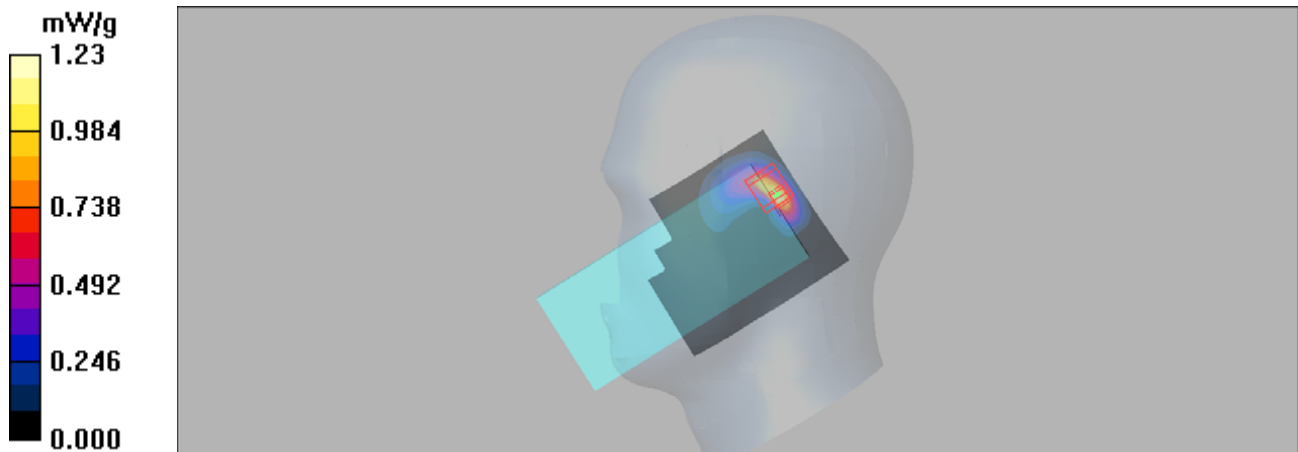
Medium: H2450 Medium parameters used: $f = 2462$ MHz; $\sigma = 1.82$ mho/m; $\epsilon_r = 40.4$; $\rho = 1000$ kg/m³

DASY4 Configuration:

- Probe: ES3DV3 - SN3090; ConvF(4.57, 4.57, 4.57); Calibrated: 2019/4/12
- Sensor-Surface: 3mm (Mechanical Surface Detection)
- Electronics: DAE4 Sn662; Calibrated: 2019/4/11
- Phantom: SAM 2; Type: QD 000 P40 CB; Serial: TP-1376
- ; Postprocessing SW: SEMCAD, V1.8 Build 186

Test/Area Scan (71x81x1): Measurement grid: dx=12mm, dy=12mm
Maximum value of SAR (interpolated) = 1.23 mW/g

Test/Zoom Scan (7x7x7)/Cube 0: Measurement grid: dx=5mm, dy=5mm, dz=5mm
Reference Value = 19.8 V/m; Power Drift = 0.029 dB
Peak SAR (extrapolated) = 1.73 W/kg
SAR(1 g) = 0.732 mW/g; SAR(10 g) = 0.308 mW/g
Maximum value of SAR (measured) = 1.13 mW/g



P12_GSM850_GPRS12_Rear Face_10mm_251

DUT: EUT

Communication System: GPRS 850-4solt; Frequency: 848.8 MHz;Duty Cycle: 1:2

Medium: H835 Medium parameters used: $f = 849 \text{ MHz}$; $\sigma = 0.911 \text{ mho/m}$; $\epsilon_r = 42.7$; $\rho = 1000 \text{ kg/m}^3$

DASY4 Configuration:

- Probe: ES3DV3 - SN3090; ConvF(6.12, 6.12, 6.12); Calibrated: 2019/4/12
- Sensor-Surface: 3mm (Mechanical Surface Detection)
- Electronics: DAE4 Sn662; Calibrated: 2019/4/11
- Phantom: SAM 2; Type: QD 000 P40 CB; Serial: TP-1376
- ; Postprocessing SW: SEMCAD, V1.8 Build 186

Test/Area Scan (61x81x1): Measurement grid: $dx=15\text{mm}$, $dy=15\text{mm}$

Maximum value of SAR (interpolated) = 0.370 mW/g

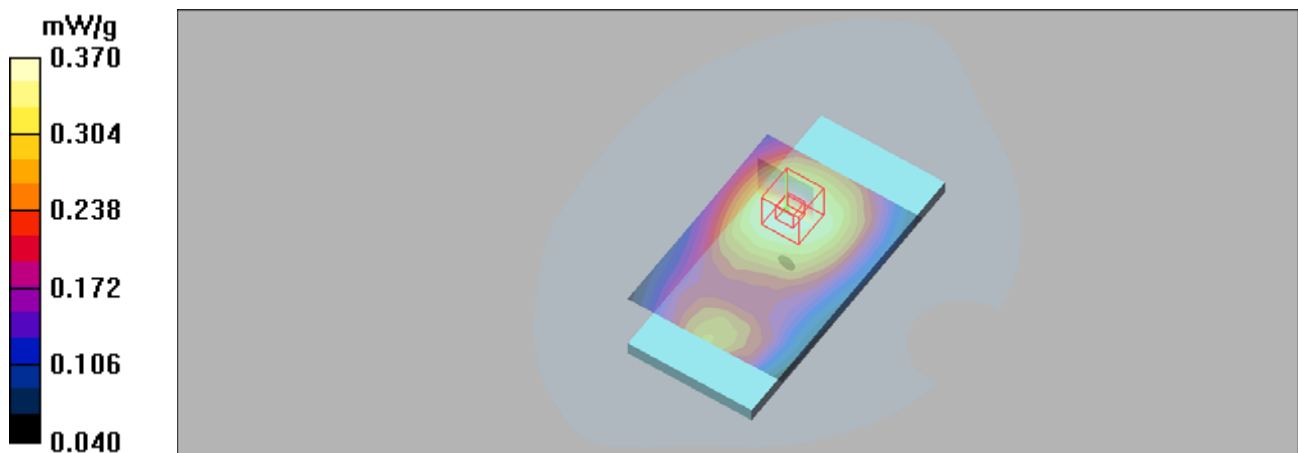
Test/Zoom Scan (5x5x7)/Cube 0: Measurement grid: $dx=8\text{mm}$, $dy=8\text{mm}$, $dz=5\text{mm}$

Reference Value = 19.5 V/m; Power Drift = -0.023 dB

Peak SAR (extrapolated) = 0.414 W/kg

SAR(1 g) = 0.333 mW/g; SAR(10 g) = 0.258 mW/g

Maximum value of SAR (measured) = 0.365 mW/g



P13_GSM1900_GPRS12_Bottom Side_10mm_512

DUT: EUT

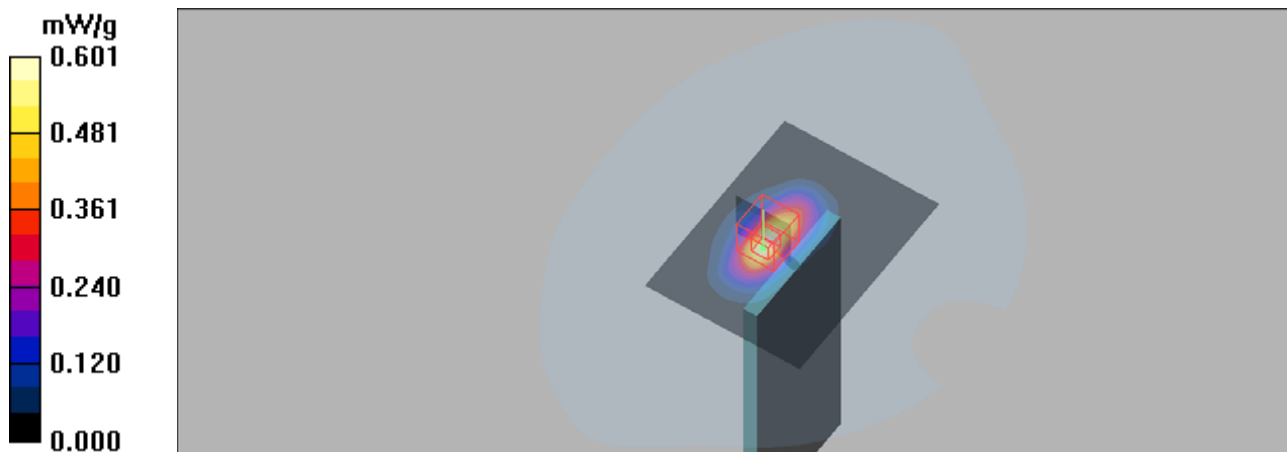
Communication System: GPRS1900-4slots; Frequency: 1850.2 MHz; Duty Cycle: 1:2
Medium: H1900 Medium parameters used (interpolated): $f = 1850.2 \text{ MHz}$; $\sigma = 1.39 \text{ mho/m}$; $\epsilon_r = 40$; $\rho = 1000 \text{ kg/m}^3$

DASY4 Configuration:

- Probe: ES3DV3 - SN3090; ConvF(5.06, 5.06, 5.06); Calibrated: 2019/4/12
- Sensor-Surface: 3mm (Mechanical Surface Detection)
- Electronics: DAE4 Sn662; Calibrated: 2019/4/11
- Phantom: SAM 1; Type: QD 000 P40 CB; Serial: TP/1378
- ; Postprocessing SW: SEMCAD, V1.8 Build 186

Test/Area Scan (61x81x1): Measurement grid: $dx=15\text{mm}$, $dy=15\text{mm}$
Maximum value of SAR (interpolated) = 0.601 mW/g

Test/Zoom Scan (5x5x7)/Cube 0: Measurement grid: $dx=8\text{mm}$, $dy=8\text{mm}$, $dz=5\text{mm}$
Reference Value = 14.8 V/m; Power Drift = 0.05 dB
Peak SAR (extrapolated) = 0.849 W/kg
SAR(1 g) = 0.474 mW/g; SAR(10 g) = 0.247 mW/g
Maximum value of SAR (measured) = 0.596 mW/g



P14_WCDMA II_RMC12.2K_Bottom Side_10mm_9262

DUT: EUT

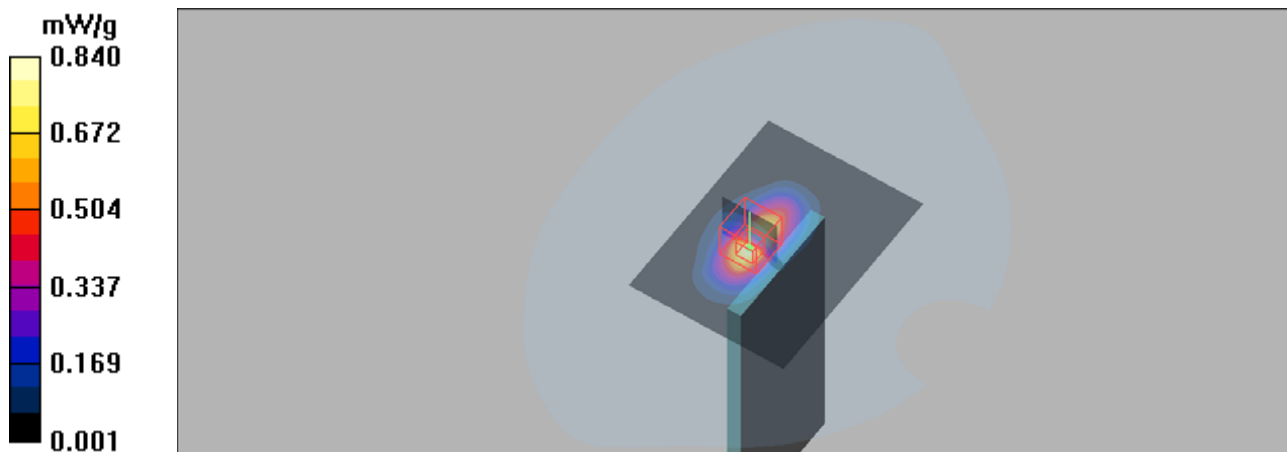
Communication System: WCDMA Band II; Frequency: 1852.4 MHz; Duty Cycle: 1:1
Medium: H1900 Medium parameters used (interpolated): $f = 1852.4$ MHz; $\sigma = 1.39$ mho/m; $\epsilon_r = 40$; $\rho = 1000$ kg/m³

DASY4 Configuration:

- Probe: ES3DV3 - SN3090; ConvF(5.06, 5.06, 5.06); Calibrated: 2019/4/12
- Sensor-Surface: 3mm (Mechanical Surface Detection)
- Electronics: DAE4 Sn662; Calibrated: 2019/4/11
- Phantom: SAM 1; Type: QD 000 P40 CB; Serial: TP/1378
- ; Postprocessing SW: SEMCAD, V1.8 Build 186

Test/Area Scan (61x81x1): Measurement grid: dx=15mm, dy=15mm
Maximum value of SAR (interpolated) = 0.840 mW/g

Test/Zoom Scan (5x5x7)/Cube 0: Measurement grid: dx=8mm, dy=8mm, dz=5mm
Reference Value = 17.3 V/m; Power Drift = 0.04 dB
Peak SAR (extrapolated) = 1.15 W/kg
SAR(1 g) = 0.641 mW/g; SAR(10 g) = 0.333 mW/g
Maximum value of SAR (measured) = 0.812 mW/g



P15_WCDMA IV_RMC12.2K_Bottom Side_10mm_1312

DUT: EUT


Communication System: WCDMA Band IV; Frequency: 1712.4 MHz; Duty Cycle: 1:1
Medium: H1750 Medium parameters used (interpolated): $f = 1712.4$ MHz; $\sigma = 1.33$ mho/m; $\epsilon_r = 40.8$;
 $\rho = 1000$ kg/m³

DASY4 Configuration:

- Probe: ES3DV3 - SN3090; ConvF(5.36, 5.36, 5.36); Calibrated: 2019/4/12
- Sensor-Surface: 3mm (Mechanical Surface Detection)
- Electronics: DAE4 Sn662; Calibrated: 2019/4/11
- Phantom: SAM 1; Type: QD 000 P40 CB; Serial: TP/1378
- ; Postprocessing SW: SEMCAD, V1.8 Build 186

Test/Area Scan (61x81x1): Measurement grid: dx=15mm, dy=15mm
Maximum value of SAR (interpolated) = 1.47 mW/g

Test/Zoom Scan (5x5x7)/Cube 0: Measurement grid: dx=8mm, dy=8mm, dz=5mm
Reference Value = 23.7 V/m; Power Drift = 0.180 dB
Peak SAR (extrapolated) = 1.85 W/kg
SAR(1 g) = 1.04 mW/g; SAR(10 g) = 0.542 mW/g
Maximum value of SAR (measured) = 1.33 mW/g



P16_WCDMA V_RMC12.2K_Rear Face_10mm_4233

DUT: EUT

Communication System: WCDMA Band V; Frequency: 846.6 MHz; Duty Cycle: 1:1

Medium: H835 Medium parameters used: $f = 847 \text{ MHz}$; $\sigma = 0.909 \text{ mho/m}$; $\epsilon_r = 42.7$; $\rho = 1000 \text{ kg/m}^3$

DASY4 Configuration:

- Probe: ES3DV3 - SN3090; ConvF(6.12, 6.12, 6.12); Calibrated: 2019/4/12
- Sensor-Surface: 3mm (Mechanical Surface Detection)
- Electronics: DAE4 Sn662; Calibrated: 2019/4/11
- Phantom: SAM 2; Type: QD 000 P40 CB; Serial: TP-1376
- ; Postprocessing SW: SEMCAD, V1.8 Build 186

Test/Area Scan (61x81x1): Measurement grid: $dx=15\text{mm}$, $dy=15\text{mm}$

Maximum value of SAR (interpolated) = 0.229 mW/g

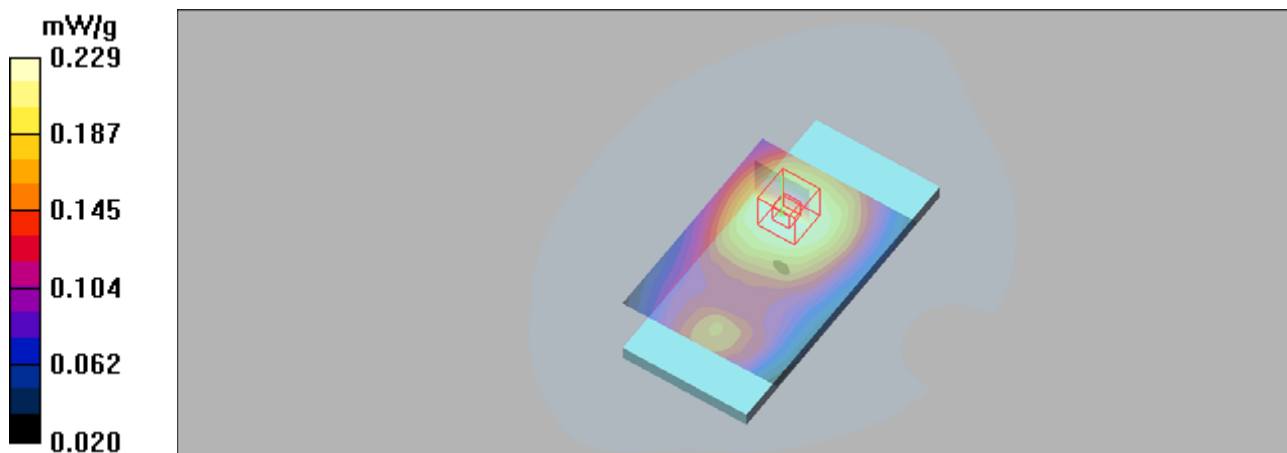
Test/Zoom Scan (5x5x7)/Cube 0: Measurement grid: $dx=8\text{mm}$, $dy=8\text{mm}$, $dz=5\text{mm}$

Reference Value = 15.2 V/m; Power Drift = -0.054 dB

Peak SAR (extrapolated) = 0.253 W/kg

SAR(1 g) = 0.207 mW/g; SAR(10 g) = 0.160 mW/g

Maximum value of SAR (measured) = 0.226 mW/g



P17_LTE 2_QPSK20M_Bottom Side_10mm_18700_1RB_50 Offset

DUT: EUT

Communication System: LTE Band 2; Frequency: 1860 MHz; Duty Cycle: 1:1

Medium: H1900 Medium parameters used: $f = 1860$ MHz; $\sigma = 1.4$ mho/m; $\epsilon_r = 39.9$; $\rho = 1000$ kg/m³

DASY4 Configuration:

- Probe: ES3DV3 - SN3090; ConvF(5.06, 5.06, 5.06); Calibrated: 2019/4/12
- Sensor-Surface: 3mm (Mechanical Surface Detection)
- Electronics: DAE4 Sn662; Calibrated: 2019/4/11
- Phantom: SAM 1; Type: QD 000 P40 CB; Serial: TP/1378
- ; Postprocessing SW: SEMCAD, V1.8 Build 186

Test/Area Scan (61x61x1): Measurement grid: dx=15mm, dy=15mm

Maximum value of SAR (interpolated) = 0.922 mW/g

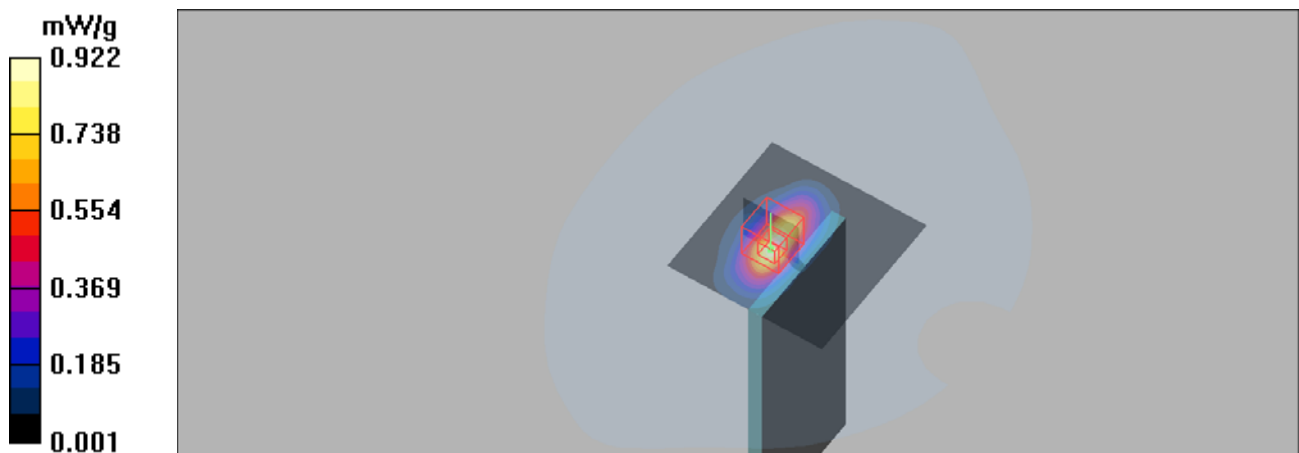
Test/Zoom Scan (5x5x7)/Cube 0: Measurement grid: dx=8mm, dy=8mm, dz=5mm

Reference Value = 18.4 V/m; Power Drift = 0.197 dB

Peak SAR (extrapolated) = 1.25 W/kg

SAR(1 g) = 0.700 mW/g; SAR(10 g) = 0.364 mW/g

Maximum value of SAR (measured) = 0.892 mW/g



P18_LTE 4_QPSK20M_Bottom Side_10mm_20300_1RB_50 Offset

DUT: EUT

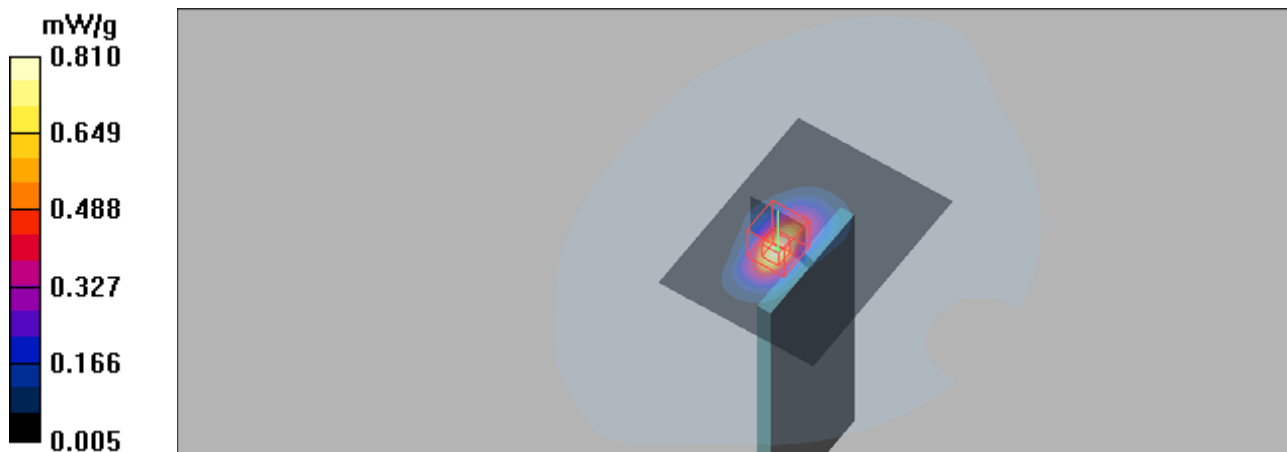
Communication System: LTE Band 4&20M; Frequency: 1745 MHz; Duty Cycle: 1:1
Medium: H1750 Medium parameters used: $f = 1745$ MHz; $\sigma = 1.37$ mho/m; $\epsilon_r = 40.7$; $\rho = 1000$ kg/m³

DASY4 Configuration:

- Probe: ES3DV3 - SN3090; ConvF(5.36, 5.36, 5.36); Calibrated: 2019/4/12
- Sensor-Surface: 3mm (Mechanical Surface Detection)
- Electronics: DAE4 Sn662; Calibrated: 2019/4/11
- Phantom: SAM 1; Type: QD 000 P40 CB; Serial: TP/1378
- ; Postprocessing SW: SEMCAD, V1.8 Build 186

Test/Area Scan (61x81x1): Measurement grid: dx=15mm, dy=15mm
Maximum value of SAR (interpolated) = 0.810 mW/g

Test/Zoom Scan (5x5x7)/Cube 0: Measurement grid: dx=8mm, dy=8mm, dz=5mm
Reference Value = 16.3 V/m; Power Drift = 0.01 dB
Peak SAR (extrapolated) = 1.08 W/kg
SAR(1 g) = 0.607 mW/g; SAR(10 g) = 0.310 mW/g
Maximum value of SAR (measured) = 0.771 mW/g



P19_LTE 5_QPSK10M_Rear Face_10mm_20525_1RB_24 Offset

DUT: EUT

Communication System: LTE Band5; Frequency: 836.5 MHz; Duty Cycle: 1:1

Medium: H835 Medium parameters used (interpolated): $f = 836.5$ MHz; $\sigma = 0.899$ mho/m; $\epsilon_r = 42.9$;

$\rho = 1000$ kg/m³

DASY4 Configuration:

- Probe: ES3DV3 - SN3090; ConvF(6.12, 6.12, 6.12); Calibrated: 2019/4/12
- Sensor-Surface: 3mm (Mechanical Surface Detection)
- Electronics: DAE4 Sn662; Calibrated: 2019/4/11
- Phantom: SAM 2; Type: QD 000 P40 CB; Serial: TP-1376
- ; Postprocessing SW: SEMCAD, V1.8 Build 186

Test/Area Scan (61x81x1): Measurement grid: dx=15mm, dy=15mm

Maximum value of SAR (interpolated) = 0.253 mW/g


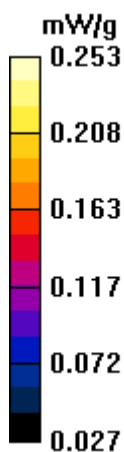
Test/Zoom Scan (5x5x7)/Cube 0: Measurement grid: dx=8mm, dy=8mm, dz=5mm

Reference Value = 16.7 V/m; Power Drift = -0.052 dB

Peak SAR (extrapolated) = 0.281 W/kg

SAR(1 g) = 0.231 mW/g; SAR(10 g) = 0.179 mW/g

Maximum value of SAR (measured) = 0.251 mW/g



P20_LTE 7_QPSK20M_Rear Face_10mm_21350_1RB_50 Offset

DUT: EUT

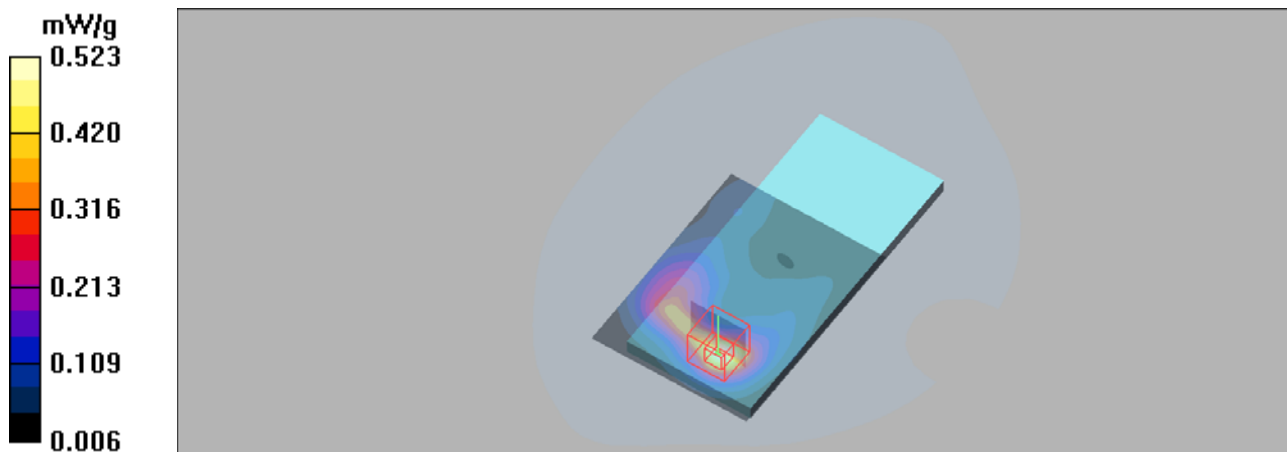
Communication System: LTE Band 7; Frequency: 2560 MHz; Duty Cycle: 1:1
Medium: H2600 Medium parameters used: $f = 2560$ MHz; $\sigma = 2.01$ mho/m; $\epsilon_r = 38.5$; $\rho = 1000$ kg/m³

DASY4 Configuration:

- Probe: ES3DV3 - SN3090; ConvF(4.48, 4.48, 4.48); Calibrated: 2019/4/12
- Sensor-Surface: 3mm (Mechanical Surface Detection)
- Electronics: DAE4 Sn662; Calibrated: 2019/4/11
- Phantom: SAM 2; Type: QD 000 P40 CB; Serial: TP-1376
- ; Postprocessing SW: SEMCAD, V1.8 Build 186

Test/Area Scan (61x81x1): Measurement grid: dx=12mm, dy=12mm
Maximum value of SAR (interpolated) = 0.523 mW/g

Test/Zoom Scan (7x7x7)/Cube 0: Measurement grid: dx=5mm, dy=5mm, dz=5mm
Reference Value = 2.29 V/m; Power Drift = 0.09 dB
Peak SAR (extrapolated) = 0.852 W/kg
SAR(1 g) = 0.419 mW/g; SAR(10 g) = 0.198 mW/g
Maximum value of SAR (measured) = 0.549 mW/g



P21_LTE 12_QPSK10M_Rear Face_10mm_23060_1RB_24 Offset

DUT: EUT

Communication System: LTE Band 12; Frequency: 704 MHz; Duty Cycle: 1:1

Medium: H750 Medium parameters used: $f = 704 \text{ MHz}$; $\sigma = 0.866 \text{ mho/m}$; $\epsilon_r = 40.9$; $\rho = 1000 \text{ kg/m}^3$

DASY4 Configuration:

- Probe: ES3DV3 - SN3090; ConvF(6.22, 6.22, 6.22); Calibrated: 2019/4/12
- Sensor-Surface: 3mm (Mechanical Surface Detection)
- Electronics: DAE4 Sn662; Calibrated: 2019/4/11
- Phantom: SAM 2; Type: QD 000 P40 CB; Serial: TP-1376
- ; Postprocessing SW: SEMCAD, V1.8 Build 186

Test/Area Scan (61x81x1): Measurement grid: $dx=15\text{mm}$, $dy=15\text{mm}$

Maximum value of SAR (interpolated) = 0.190 mW/g

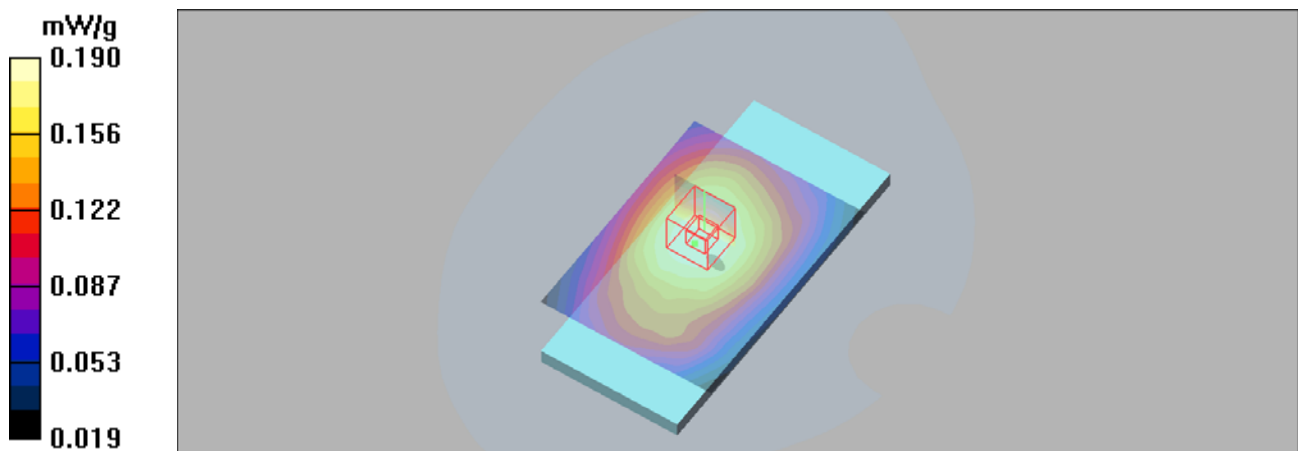
Test/Zoom Scan (5x5x7)/Cube 0: Measurement grid: $dx=8\text{mm}$, $dy=8\text{mm}$, $dz=5\text{mm}$

Reference Value = 15.1 V/m; Power Drift = -0.037 dB

Peak SAR (extrapolated) = 0.212 W/kg

SAR(1 g) = 0.175 mW/g; SAR(10 g) = 0.139 mW/g

Maximum value of SAR (measured) = 0.190 mW/g



P22_802.11b_Rear Face_10mm_6**DUT: EUT**

Communication System: Wlan 802.11b; Frequency: 2437 MHz; Duty Cycle: 1:1

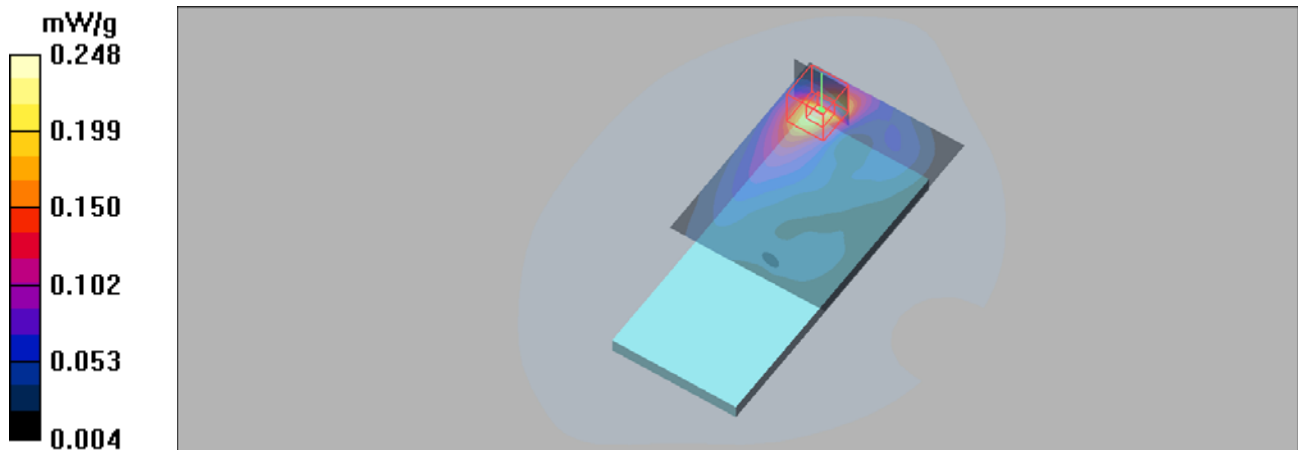
Medium: H2450 Medium parameters used: $f = 2437$ MHz; $\sigma = 1.78$ mho/m; $\epsilon_r = 40.4$; $\rho = 1000$ kg/m³

DASY4 Configuration:

- Probe: ES3DV3 - SN3090; ConvF(4.57, 4.57, 4.57); Calibrated: 2019/4/12
- Sensor-Surface: 3mm (Mechanical Surface Detection)
- Electronics: DAE4 Sn662; Calibrated: 2019/4/11
- Phantom: SAM 2; Type: QD 000 P40 CB; Serial: TP-1376
- ; Postprocessing SW: SEMCAD, V1.8 Build 186

Test/Area Scan (61x81x1): Measurement grid: dx=12mm, dy=12mm
Maximum value of SAR (interpolated) = 0.248 mW/g

Test/Zoom Scan (7x7x7)/Cube 0: Measurement grid: dx=5mm, dy=5mm, dz=5mm
Reference Value = 3.72 V/m; Power Drift = 0.049 dB
Peak SAR (extrapolated) = 0.379 W/kg
SAR(1 g) = 0.193 mW/g; SAR(10 g) = 0.099 mW/g
Maximum value of SAR (measured) = 0.242 mW/g



P24_GSM1900_GPRS12_Rear Face_10mm_512

DUT: EUT

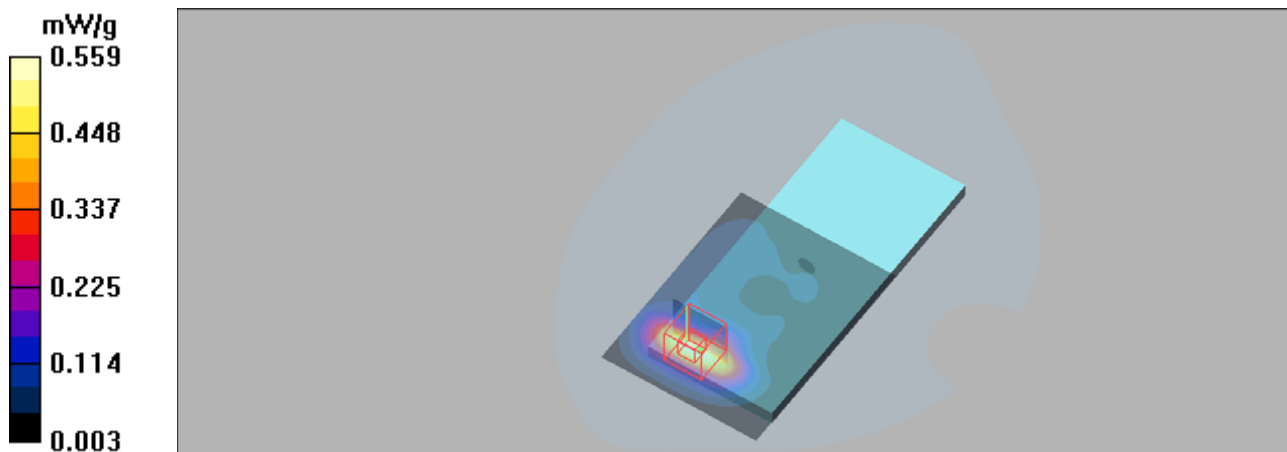
Communication System: GPRS1900-4slots; Frequency: 1850.2 MHz; Duty Cycle: 1:2
Medium: H1900 Medium parameters used (interpolated): $f = 1850.2$ MHz; $\sigma = 1.39$ mho/m; $\epsilon_r = 40$; $\rho = 1000$ kg/m³

DASY4 Configuration:

- Probe: ES3DV3 - SN3090; ConvF(5.06, 5.06, 5.06); Calibrated: 2019/4/12
- Sensor-Surface: 3mm (Mechanical Surface Detection)
- Electronics: DAE4 Sn662; Calibrated: 2019/4/11
- Phantom: SAM 1; Type: QD 000 P40 CB; Serial: TP/1378
- ; Postprocessing SW: SEMCAD, V1.8 Build 186

Test/Area Scan (61x81x1): Measurement grid: dx=15mm, dy=15mm
Maximum value of SAR (interpolated) = 0.559 mW/g

Test/Zoom Scan (5x5x7)/Cube 0: Measurement grid: dx=8mm, dy=8mm, dz=5mm
Reference Value = 4.49 V/m; Power Drift = 0.08 dB
Peak SAR (extrapolated) = 0.719 W/kg
SAR(1 g) = 0.422 mW/g; SAR(10 g) = 0.233 mW/g
Maximum value of SAR (measured) = 0.524 mW/g



P25_WCDMA II_RMC12.2K_Rear Face_10mm_9262

DUT: EUT

Communication System: WCDMA Band II; Frequency: 1852.4 MHz; Duty Cycle: 1:1

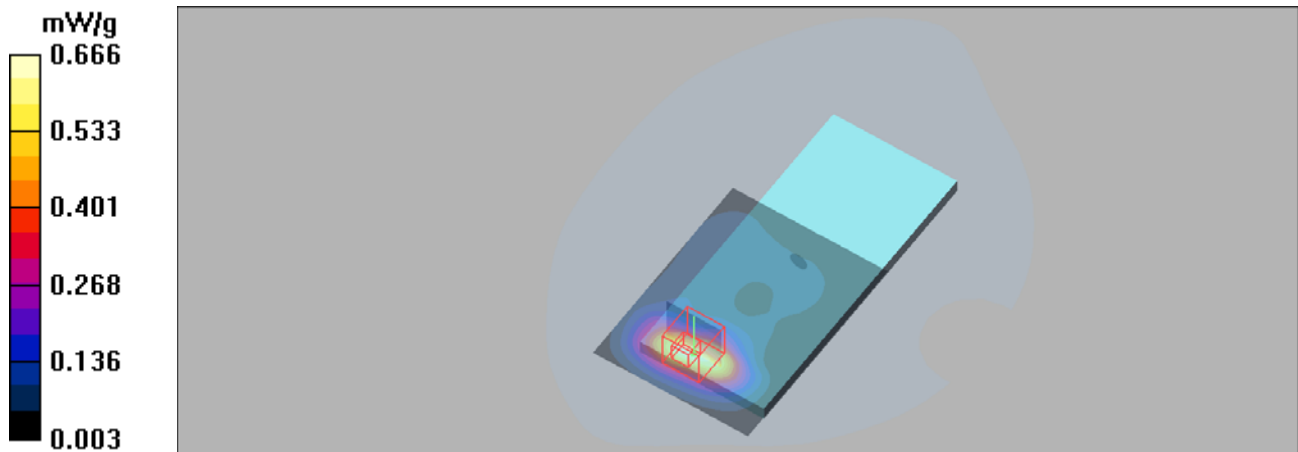
Medium: H1900 Medium parameters used (interpolated): $f = 1852.4 \text{ MHz}$; $\sigma = 1.39 \text{ mho/m}$; $\epsilon_r = 40$; $\rho = 1000 \text{ kg/m}^3$

DASY4 Configuration:

- Probe: ES3DV3 - SN3090; ConvF(5.06, 5.06, 5.06); Calibrated: 2019/4/12
- Sensor-Surface: 3mm (Mechanical Surface Detection)
- Electronics: DAE4 Sn662; Calibrated: 2019/4/11
- Phantom: SAM 1; Type: QD 000 P40 CB; Serial: TP/1378
- ; Postprocessing SW: SEMCAD, V1.8 Build 186

Test/Area Scan (61x81x1): Measurement grid: $dx=15\text{mm}$, $dy=15\text{mm}$
 Maximum value of SAR (interpolated) = 0.666 mW/g

Test/Zoom Scan (5x5x7)/Cube 0: Measurement grid: $dx=8\text{mm}$, $dy=8\text{mm}$, $dz=5\text{mm}$
 Reference Value = 5.18 V/m; Power Drift = 0.09 dB
 Peak SAR (extrapolated) = 0.906 W/kg
SAR(1 g) = 0.534 mW/g; SAR(10 g) = 0.297 mW/g
 Maximum value of SAR (measured) = 0.650 mW/g



P26_WCDMA IV_RMC12.2K_Rear Face_10mm_1312

DUT: EUT

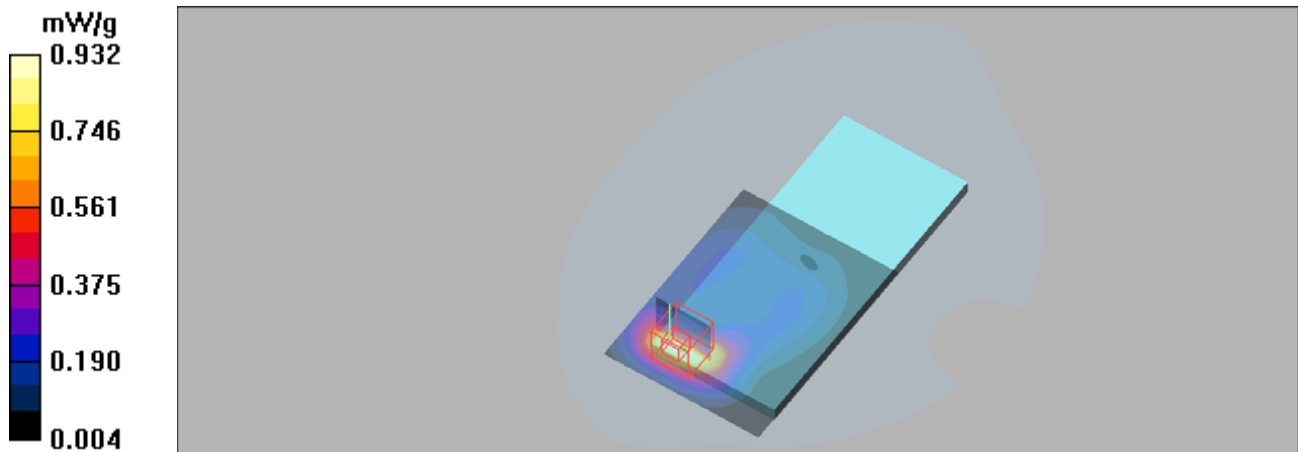
Communication System: WCDMA Band IV; Frequency: 1712.4 MHz; Duty Cycle: 1:1
 Medium: H1750 Medium parameters used (interpolated): $f = 1712.4$ MHz; $\sigma = 1.33$ mho/m; $\epsilon_r = 40.8$;
 $\rho = 1000$ kg/m³

DASY4 Configuration:

- Probe: ES3DV3 - SN3090; ConvF(5.36, 5.36, 5.36); Calibrated: 2019/4/12
- Sensor-Surface: 3mm (Mechanical Surface Detection)
- Electronics: DAE4 Sn662; Calibrated: 2019/4/11
- Phantom: SAM 1; Type: QD 000 P40 CB; Serial: TP/1378
- ; Postprocessing SW: SEMCAD, V1.8 Build 186

Test/Area Scan (61x81x1): Measurement grid: dx=15mm, dy=15mm
 Maximum value of SAR (interpolated) = 0.932 mW/g

Test/Zoom Scan (5x5x7)/Cube 0: Measurement grid: dx=8mm, dy=8mm, dz=5mm
 Reference Value = 7.08 V/m; Power Drift = 0.064 dB
 Peak SAR (extrapolated) = 1.35 W/kg
SAR(1 g) = 0.796 mW/g; SAR(10 g) = 0.436 mW/g
 Maximum value of SAR (measured) = 0.972 mW/g



P28_LTE 2_QPSK20M_Rear Face_10mm_18700_1RB_50 Offset

DUT: EUT

Communication System: LTE Band 2; Frequency: 1860 MHz; Duty Cycle: 1:1

Medium: H1900 Medium parameters used: $f = 1860$ MHz; $\sigma = 1.4$ mho/m; $\epsilon_r = 39.9$; $\rho = 1000$ kg/m³

DASY4 Configuration:

- Probe: ES3DV3 - SN3090; ConvF(5.06, 5.06, 5.06); Calibrated: 2019/4/12
- Sensor-Surface: 3mm (Mechanical Surface Detection)
- Electronics: DAE4 Sn662; Calibrated: 2019/4/11
- Phantom: SAM 1; Type: QD 000 P40 CB; Serial: TP/1378
- ; Postprocessing SW: SEMCAD, V1.8 Build 186

Test/Area Scan (61x81x1): Measurement grid: dx=15mm, dy=15mm

Maximum value of SAR (interpolated) = 0.776 mW/g

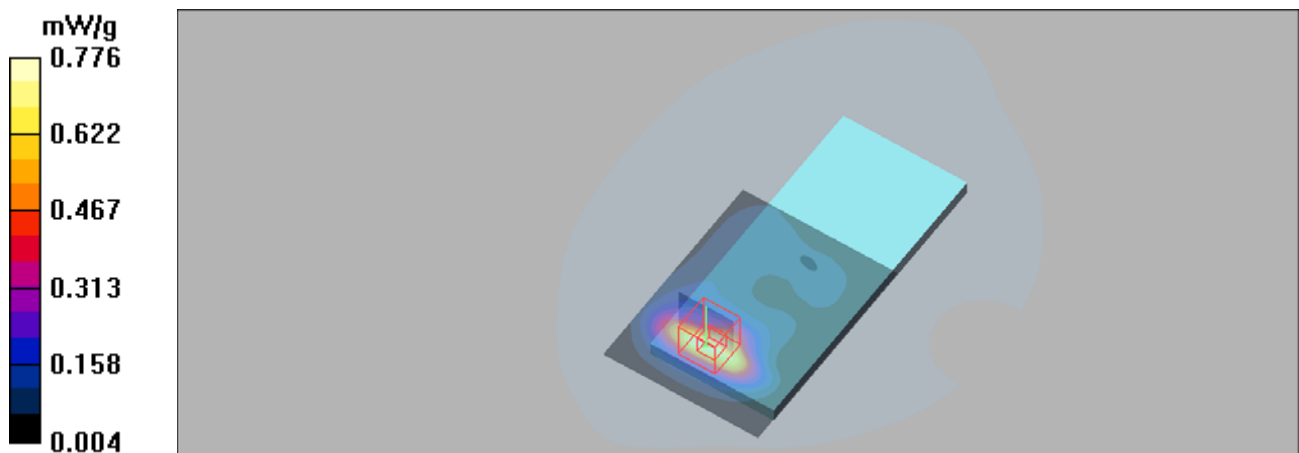
Test/Zoom Scan (5x5x7)/Cube 0: Measurement grid: dx=8mm, dy=8mm, dz=5mm

Reference Value = 6.65 V/m; Power Drift = -0.027 dB

Peak SAR (extrapolated) = 0.999 W/kg

SAR(1 g) = 0.600 mW/g; SAR(10 g) = 0.335 mW/g

Maximum value of SAR (measured) = 0.734 mW/g



P29_LTE 4_QPSK20M_Rear Face_10mm_20300_1RB_50 Offset

DUT: EUT

Communication System: LTE Band 4&20M; Frequency: 1745 MHz; Duty Cycle: 1:1
 Medium: H1750 Medium parameters used: $f = 1745 \text{ MHz}$; $\sigma = 1.37 \text{ mho/m}$; $\epsilon_r = 40.7$; $\rho = 1000 \text{ kg/m}^3$

DASY4 Configuration:

- Probe: ES3DV3 - SN3090; ConvF(5.36, 5.36, 5.36); Calibrated: 2019/4/12
- Sensor-Surface: 3mm (Mechanical Surface Detection)
- Electronics: DAE4 Sn662; Calibrated: 2019/4/11
- Phantom: SAM 1; Type: QD 000 P40 CB; Serial: TP/1378
- ; Postprocessing SW: SEMCAD, V1.8 Build 186

Test/Area Scan (61x81x1): Measurement grid: $dx=15\text{mm}$, $dy=15\text{mm}$
 Maximum value of SAR (interpolated) = 0.521 mW/g

Test/Zoom Scan (5x5x7)/Cube 0: Measurement grid: $dx=8\text{mm}$, $dy=8\text{mm}$, $dz=5\text{mm}$
 Reference Value = 6.95 V/m; Power Drift = -0.010 dB
 Peak SAR (extrapolated) = 0.686 W/kg
SAR(1 g) = 0.410 mW/g; SAR(10 g) = 0.228 mW/g
 Maximum value of SAR (measured) = 0.503 mW/g

