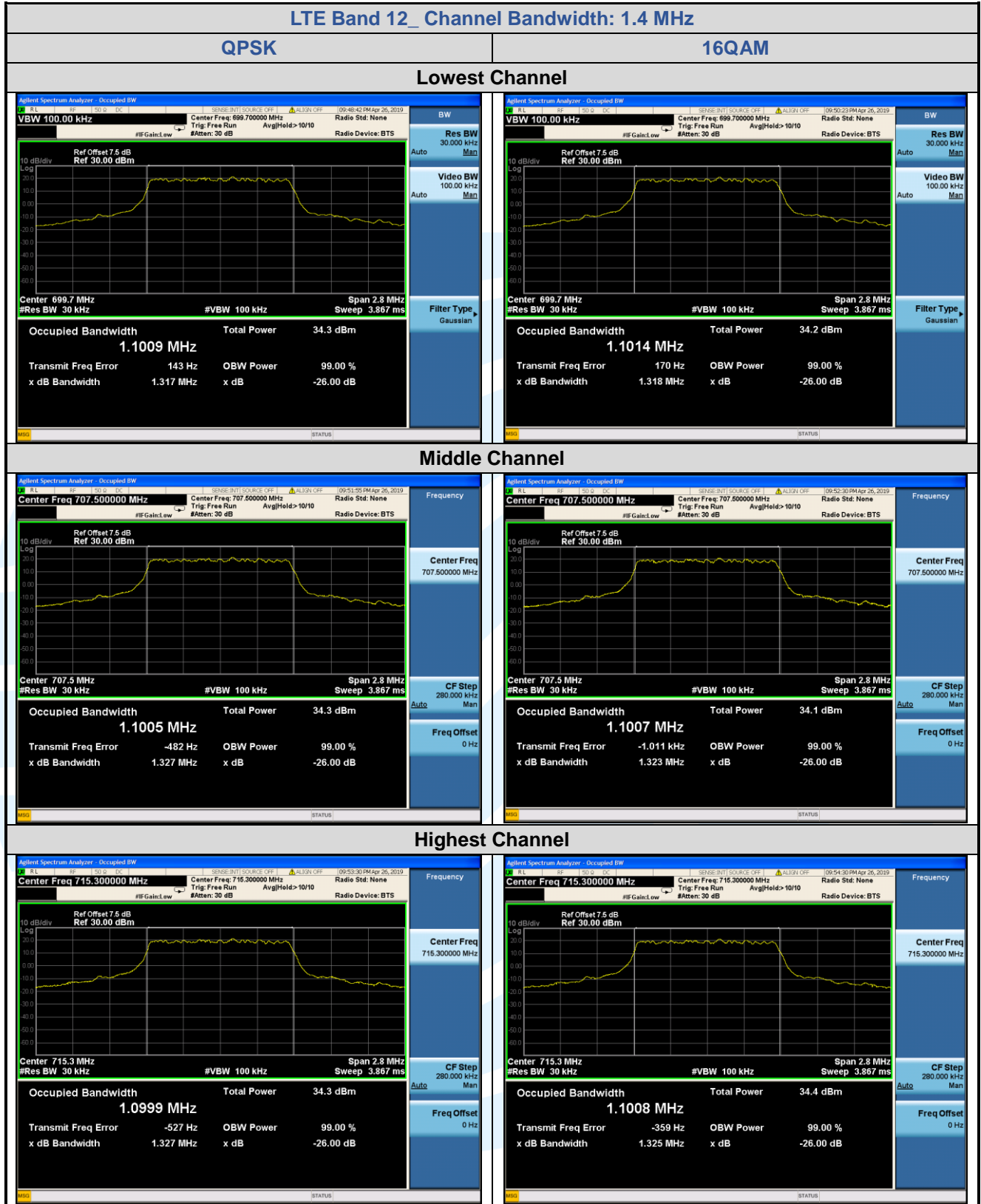
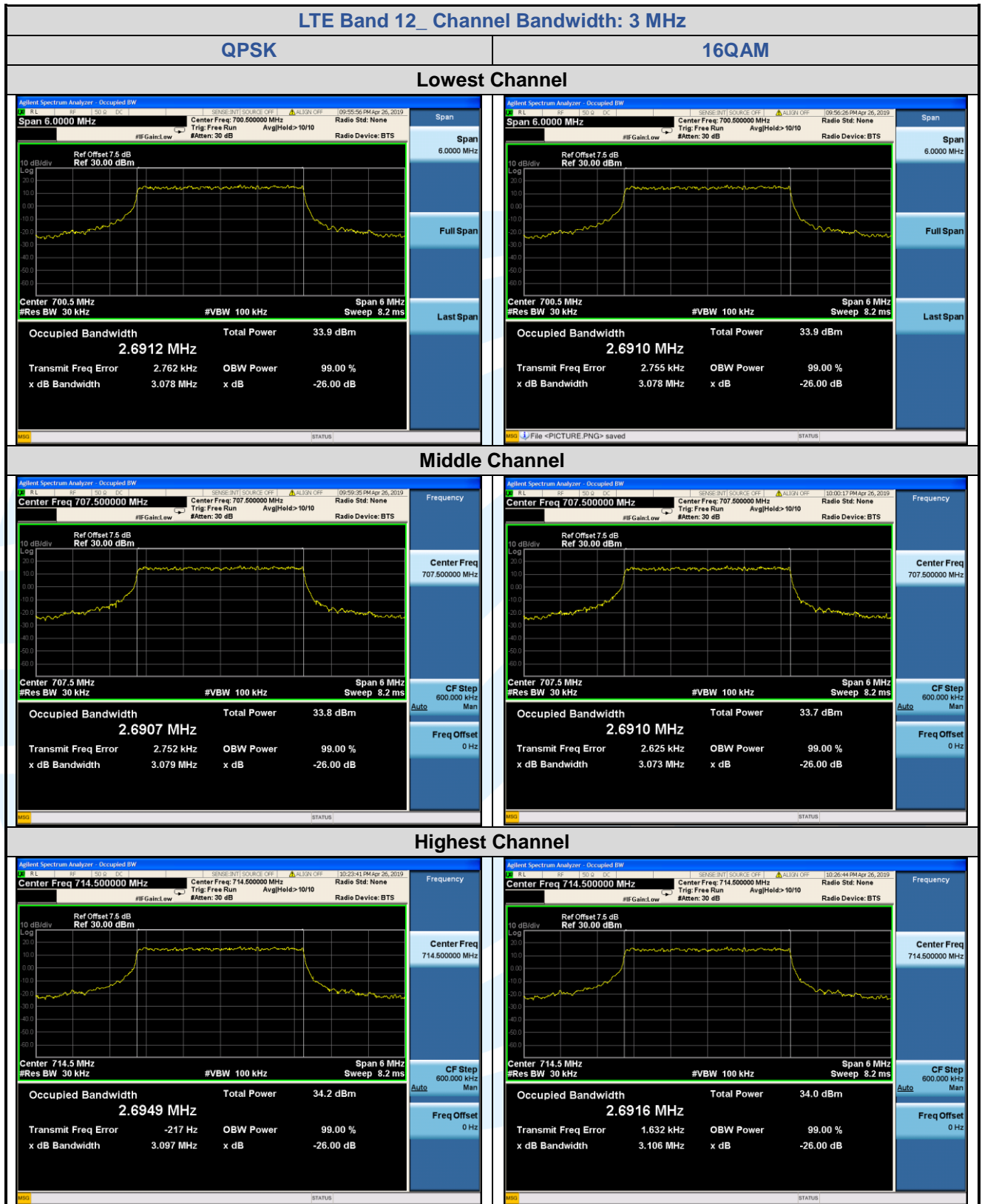
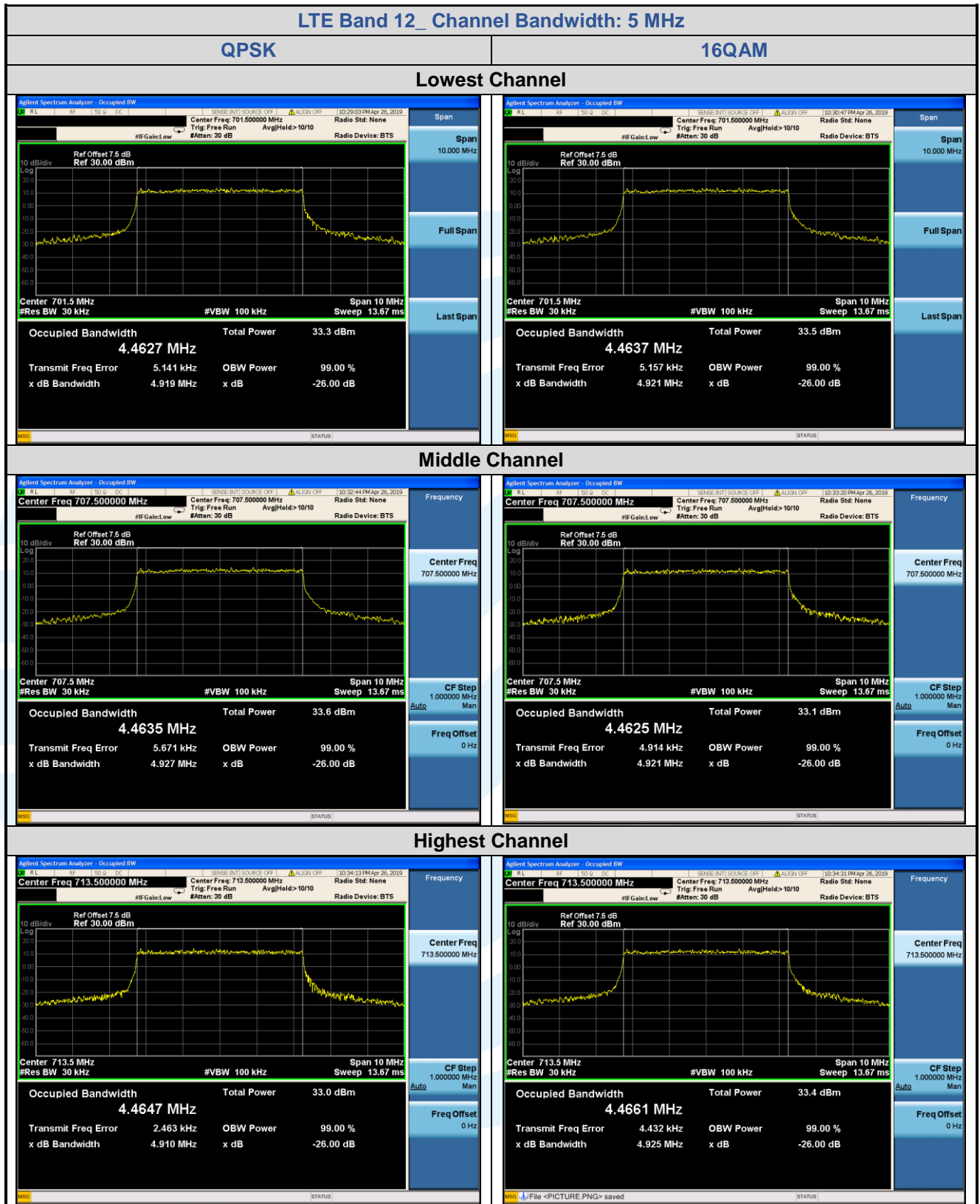


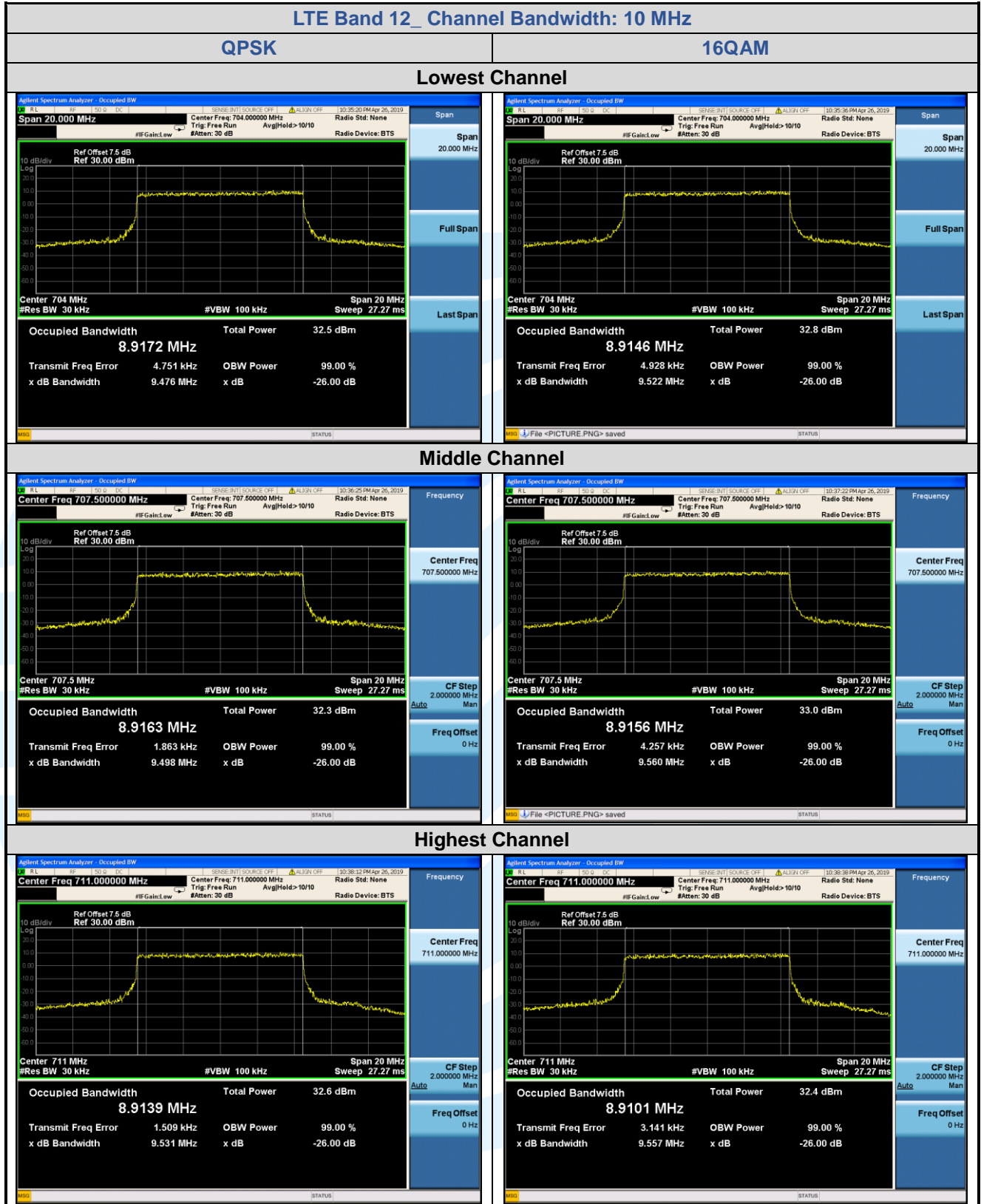
LTE Band 12

LTE Band 12								
Channel	RB Configuration		26 dB BW (MHz)			99% BW (MHz)		
	Size	Offset	QPSK	16QAM	64QAM	QPSK	16QAM	64QAM
Channel Bandwidth: 1.4 MHz								
Lowest	6	0	1.317	1.318	N/A	1.1009	1.1014	N/A
Middle	6	0	1.327	1.323	N/A	1.1005	1.1007	N/A
Highest	6	0	1.327	1.325	N/A	1.0999	1.1008	N/A
Channel Bandwidth: 3 MHz								
Lowest	15	0	3.078	3.078	N/A	2.6912	2.6910	N/A
Middle	15	0	3.079	3.073	N/A	2.6907	2.6910	N/A
Highest	15	0	3.097	3.106	N/A	2.6949	2.6916	N/A
Channel Bandwidth: 5 MHz								
Lowest	25	0	4.919	4.921	N/A	4.4627	4.4637	N/A
Middle	25	0	4.927	4.921	N/A	4.4635	4.4625	N/A
Highest	25	0	4.910	4.925	N/A	4.4647	4.4661	N/A
Channel Bandwidth: 10 MHz								
Lowest	50	0	9.476	9.522	N/A	8.9172	8.9146	N/A
Middle	50	0	9.498	9.560	N/A	8.9163	8.9156	N/A
Highest	50	0	9.531	9.557	N/A	8.9139	8.9101	N/A



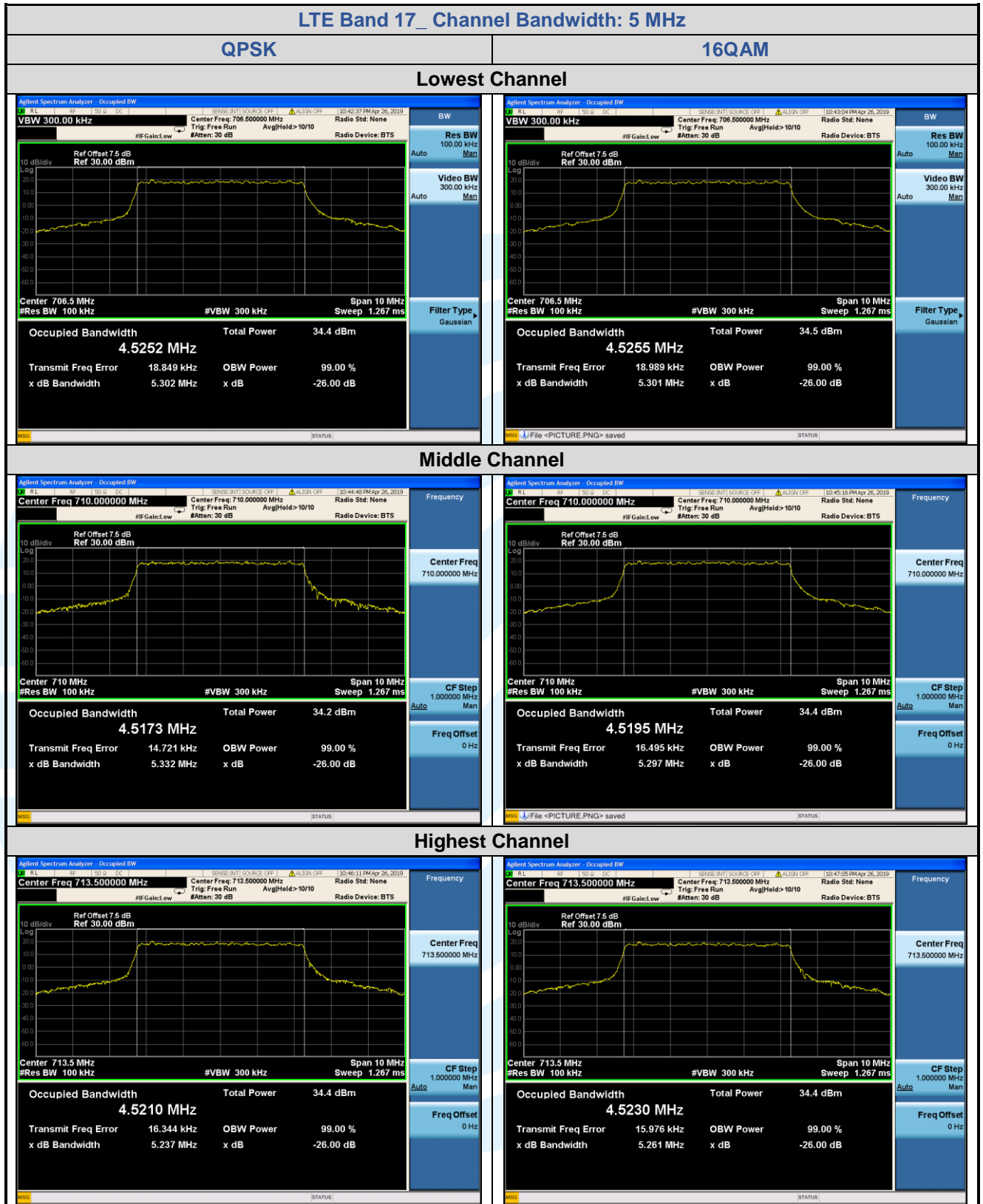






LTE Band 17

LTE Band 17								
Channel	RB Configuration		26 dB BW (MHz)			99% BW (MHz)		
	Size	Offset	QPSK	16QAM	64QAM	QPSK	16QAM	64QAM
Channel Bandwidth: 5 MHz								
Lowest	25	0	5.302	5.301	N/A	4.5252	4.5255	N/A
Middle	25	0	5.332	5.297	N/A	4.5173	4.5195	N/A
Highest	25	0	5.237	5.261	N/A	4.5210	4.5230	N/A
Channel Bandwidth: 10 MHz								
Lowest	50	0	10.13	10.13	N/A	8.9465	8.9458	N/A
Middle	50	0	10.15	10.15	N/A	8.9408	8.9440	N/A
Highest	50	0	10.18	10.19	N/A	8.9432	8.9462	N/A





5.6 BAND EDGE AT ANTENNA TERMINALS

Test Requirement: FCC 47 CFR Part 2.1051,
GSM 850 & WCDMA Band V & LTE Band 5: FCC 47 CFR Part 22.917(a),
GSM 1900 & WCDMA Band II & LTE Band 2: FCC 47 CFR Part 24.238(a),
WCDMA Band IV & LTE Band 4: FCC 47 CFR Part 27.53(h)(1),
LTE Band 12 & Band 17: FCC 47 CFR Part 27.53(g)

Test Method: ANSI/TIA-603-E-2016 & KDB 971168 D01v03r01

Limit:

FCC 47 CFR Part 22 & FCC 47 CFR Part 24: The power of any emission outside of the authorized operating frequency ranges must be attenuated below the transmitting power (P) by a factor of at least $43 + 10 \log(P)$ dB. The emission limit equal to -13 dBm.

FCC 47 CFR Part 27.53(g): For operations in the 600 MHz band and the 698-746 MHz band, the power of any emission outside a licensee's frequency band(s) of operation shall be attenuated below the transmitter power (P) within the licensed band(s) of operation, measured in watts, by at least $43 + 10 \log(P)$ dB. Compliance with this provision is based on the use of measurement instrumentation employing a resolution bandwidth of 100 kilohertz or greater. However, in the 100 kilohertz bands immediately outside and adjacent to a licensee's frequency block, a resolution bandwidth of at least 30 kHz may be employed.

FCC 47 CFR Part 27.53(h)(1): Except as otherwise specified below, for operations in the 1695-1710 MHz, 1710-1755 MHz, 1755-1780 MHz, 1915-1920 MHz, 1995-2000 MHz, 2000-2020 MHz, 2110-2155 MHz, 2155-2180 MHz, and 2180-2200 bands, the power of any emission outside a licensee's frequency block shall be attenuated below the transmitter power (P) in watts by at least $43 + 10 \log_{10}(P)$ dB. The emission limit equal to -13 dBm.

Test Procedure:

The transmitter output was connected to a calibrated coaxial cable and coupler, the other end of which was connected to a spectrum analyzer.

For each band edge measurement:

- 1) Set the spectrum analyzer span to include the block edge frequency.
- 2) Set a marker to point the corresponding band edge frequency in each test case.
- 3) Set display line at -13 dBm
- 4) Set resolution bandwidth to at least 1% of emission bandwidth.
- 5) Set spectrum analyzer with RMS detector.
- 6) Record the max trace plot into the test report

Note: The cable loss and attenuator loss were offset into measure device as an amplitude offset.

Test Setup: Refer to section 4.2.2 for details.

Instruments Used: Refer to section 3 for details

Test Mode: Link mode

Test Results: Pass

The test plots as follows:

