

P01_GSM850_GPRS10_Right Cheek_251

DUT: EUT

Communication System: GPRS 850-2slots; Frequency: 848.8 MHz; Duty Cycle: 1:4

Medium: H835 Medium parameters used: $f = 849$ MHz; $\sigma = 0.903$ mho/m; $\epsilon_r = 42.2$; $\rho = 1000$ kg/m³

DASY4 Configuration:

- Probe: EX3DV4 - SN3838; ConvF(9.6, 9.6, 9.6); Calibrated: 2018/8/30
- Sensor-Surface: 3mm (Mechanical Surface Detection)
- Electronics: DAE4 Sn887; Calibrated: 2018/4/27
- Phantom: SAM 2; Type: QD 000 P40 CB; Serial: TP-1376
- ; Postprocessing SW: SEMCAD, V1.8 Build 186

Test/Area Scan (61x81x1): Measurement grid: dx=15mm, dy=15mm

Maximum value of SAR (interpolated) = 0.260 mW/g

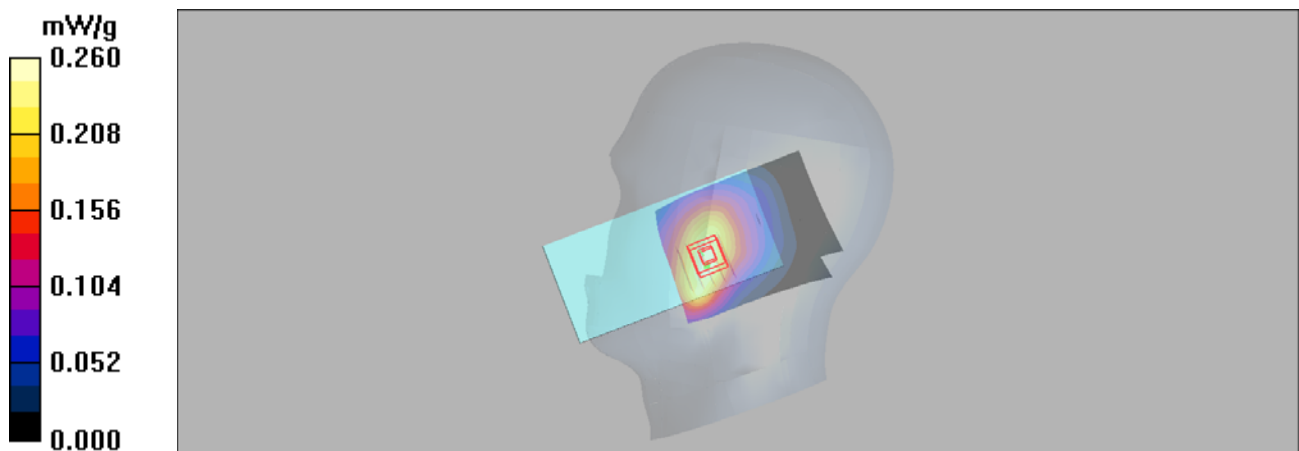
Test/Zoom Scan (5x5x7)/Cube 0: Measurement grid: dx=8mm, dy=8mm, dz=5mm

Reference Value = 9.32 V/m; Power Drift = 0.05 dB

Peak SAR (extrapolated) = 0.311 W/kg

SAR(1 g) = 0.234 mW/g; SAR(10 g) = 0.169 mW/g

Maximum value of SAR (measured) = 0.261 mW/g



P02_GSM1900_GPRS11_Right Cheek_512**DUT: EUT**


Communication System: GPRS1900-3slots; Frequency: 1850.2 MHz; Duty Cycle: 1:2.67
Medium: H1900 Medium parameters used (interpolated): $f = 1850.2$ MHz; $\sigma = 1.39$ mho/m; $\epsilon_r = 41.2$;
 $\rho = 1000$ kg/m³

DASY4 Configuration:

- Probe: EX3DV4 - SN3838; ConvF(7.53, 7.53, 7.53); Calibrated: 2018/8/30
- Sensor-Surface: 3mm (Mechanical Surface Detection)
- Electronics: DAE4 Sn887; Calibrated: 2018/4/27
- Phantom: SAM 1; Type: QD 000 P40 CB; Serial: TP/1378
- ; Postprocessing SW: SEMCAD, V1.8 Build 186

Test/Area Scan (61x81x1): Measurement grid: dx=15mm, dy=15mm
Maximum value of SAR (interpolated) = 0.149 mW/g

Test/Zoom Scan (5x5x7)/Cube 0: Measurement grid: dx=8mm, dy=8mm, dz=5mm
Reference Value = 1.77 V/m; Power Drift = 0.11 dB
Peak SAR (extrapolated) = 0.189 W/kg
SAR(1 g) = 0.124 mW/g; SAR(10 g) = 0.076 mW/g
Maximum value of SAR (measured) = 0.143 mW/g



P03_WCDMA II_RMC12.2K_Right Cheek_9262**DUT: EUT**

Communication System: WCDMA Band II; Frequency: 1852.4 MHz; Duty Cycle: 1:1

Medium: H1900 Medium parameters used (interpolated): $f = 1852.4$ MHz; $\sigma = 1.39$ mho/m; $\epsilon_r = 41.2$;

$\rho = 1000$ kg/m³

DASY4 Configuration:

- Probe: EX3DV4 - SN3838; ConvF(7.53, 7.53, 7.53); Calibrated: 2018/8/30
- Sensor-Surface: 3mm (Mechanical Surface Detection)
- Electronics: DAE4 Sn887; Calibrated: 2018/4/27
- Phantom: SAM 1; Type: QD 000 P40 CB; Serial: TP/1378
- ; Postprocessing SW: SEMCAD, V1.8 Build 186

Test/Area Scan (61x81x1): Measurement grid: dx=15mm, dy=15mm

Maximum value of SAR (interpolated) = 0.236 mW/g


Test/Zoom Scan (5x5x7)/Cube 0: Measurement grid: dx=8mm, dy=8mm, dz=5mm

Reference Value = 2.78 V/m; Power Drift = 0.04 dB

Peak SAR (extrapolated) = 0.302 W/kg

SAR(1 g) = 0.199 mW/g; SAR(10 g) = 0.123 mW/g

Maximum value of SAR (measured) = 0.228 mW/g



P04_WCDMA IV_RMC12.2K_Right Cheek_1513

DUT: EUT


Communication System: WCDMA Band IV; Frequency: 1752.6 MHz; Duty Cycle: 1:1
Medium: H1750 Medium parameters used: $f = 1753$ MHz; $\sigma = 1.37$ mho/m; $\epsilon_r = 40.4$; $\rho = 1000$ kg/m³

DASY4 Configuration:

- Probe: ES3DV3 - SN3090; ConvF(5.36, 5.36, 5.36); Calibrated: 2019/4/12
- Sensor-Surface: 3mm (Mechanical Surface Detection)
- Electronics: DAE4 Sn662; Calibrated: 2019/4/11
- Phantom: SAM 1; Type: QD 000 P40 CB; Serial: TP/1378
- ; Postprocessing SW: SEMCAD, V1.8 Build 186

Test/Area Scan (61x71x1): Measurement grid: dx=15mm, dy=15mm
Maximum value of SAR (interpolated) = 0.055 mW/g

Test/Zoom Scan (5x5x7)/Cube 0: Measurement grid: dx=8mm, dy=8mm, dz=5mm
Reference Value = 1.13 V/m; Power Drift = 0.03 dB
Peak SAR (extrapolated) = 0.070 W/kg
SAR(1 g) = 0.045 mW/g; SAR(10 g) = 0.028 mW/g
Maximum value of SAR (measured) = 0.053 mW/g



P05_WCDMA V_RMC12.2K_Right Cheek_4182**DUT: EUT**

Communication System: WCDMA Band V; Frequency: 836.4 MHz; Duty Cycle: 1:1

Medium: H835 Medium parameters used (interpolated): $f = 836.4$ MHz; $\sigma = 0.892$ mho/m; $\epsilon_r = 42.3$;

$\rho = 1000$ kg/m³

DASY4 Configuration:

- Probe: EX3DV4 - SN3838; ConvF(9.6, 9.6, 9.6); Calibrated: 2018/8/30
- Sensor-Surface: 3mm (Mechanical Surface Detection)
- Electronics: DAE4 Sn887; Calibrated: 2018/4/27
- Phantom: SAM 2; Type: QD 000 P40 CB; Serial: TP-1376
- ; Postprocessing SW: SEMCAD, V1.8 Build 186

Test/Area Scan (61x81x1): Measurement grid: dx=15mm, dy=15mm

Maximum value of SAR (interpolated) = 0.221 mW/g

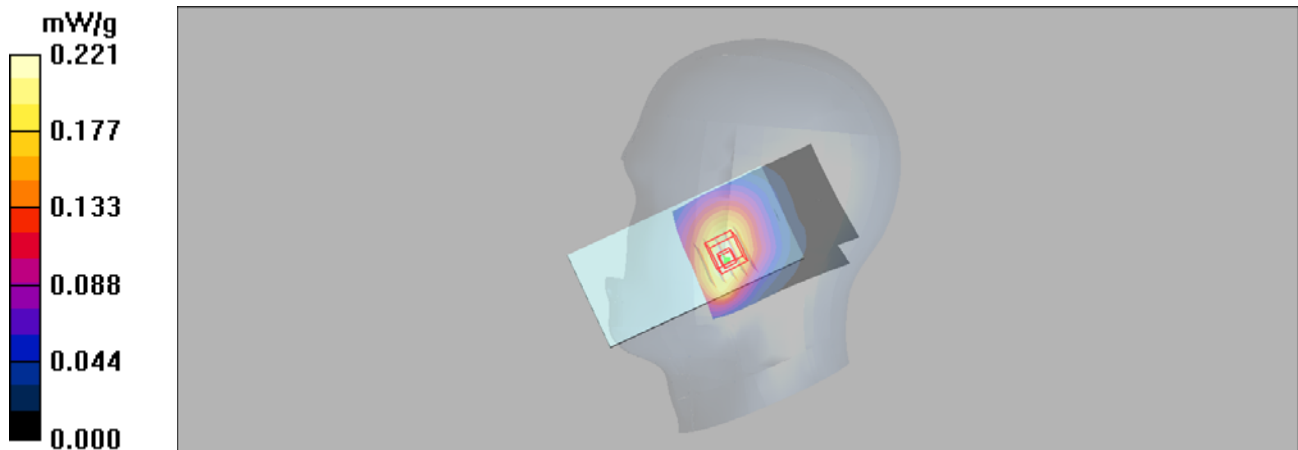
Test/Zoom Scan (5x5x7)/Cube 0: Measurement grid: dx=8mm, dy=8mm, dz=5mm

Reference Value = 6.95 V/m; Power Drift = 0.06 dB

Peak SAR (extrapolated) = 0.262 W/kg

SAR(1 g) = 0.196 mW/g; SAR(10 g) = 0.146 mW/g

Maximum value of SAR (measured) = 0.219 mW/g



P06_LTE 2_QPSK20M_Right Cheek_18900_1RB_0 offset

DUT: EUT

Communication System: LTE Band 2; Frequency: 1880 MHz; Duty Cycle: 1:1

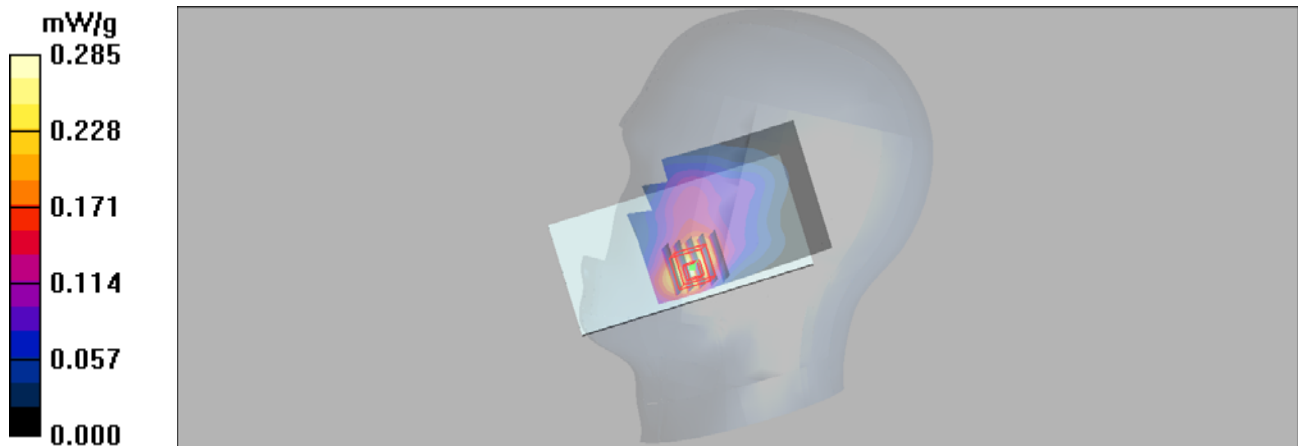
Medium: H1900 Medium parameters used: $f = 1880$ MHz; $\sigma = 1.42$ mho/m; $\epsilon_r = 41.1$; $\rho = 1000$ kg/m³

DASY4 Configuration:

- Probe: EX3DV4 - SN3838; ConvF(7.53, 7.53, 7.53); Calibrated: 2018/8/30
- Sensor-Surface: 3mm (Mechanical Surface Detection)
- Electronics: DAE4 Sn887; Calibrated: 2018/4/27
- Phantom: SAM 1; Type: QD 000 P40 CB; Serial: TP/1378
- ; Postprocessing SW: SEMCAD, V1.8 Build 186

Test/Area Scan (61x81x1): Measurement grid: dx=15mm, dy=15mm
Maximum value of SAR (interpolated) = 0.285 mW/g

Test/Zoom Scan (5x5x7)/Cube 0: Measurement grid: dx=8mm, dy=8mm, dz=5mm
Reference Value = 3.23 V/m; Power Drift = -0.02 dB
Peak SAR (extrapolated) = 0.351 W/kg
SAR(1 g) = 0.237 mW/g; SAR(10 g) = 0.148 mW/g
Maximum value of SAR (measured) = 0.270 mW/g



P07_LTE 4_QPSK20M_Right Cheek_20175_1 RB_0 offset

DUT: EUT

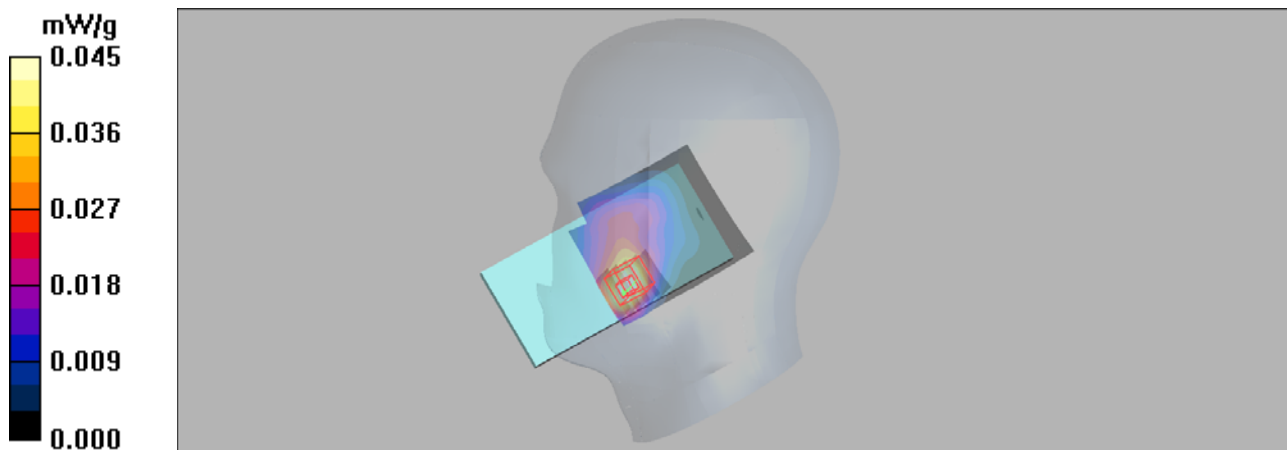
Communication System: LTE Band 4&20M; Frequency: 1732.5 MHz;Duty Cycle: 1:1
Medium: H1750 Medium parameters used (interpolated): $f = 1732.5$ MHz; $\sigma = 1.34$ mho/m; $\epsilon_r = 40.5$;
 $\rho = 1000$ kg/m³

DASY4 Configuration:

- Probe: ES3DV3 - SN3090; ConvF(5.36, 5.36, 5.36); Calibrated: 2019/4/12
- Sensor-Surface: 3mm (Mechanical Surface Detection)
- Electronics: DAE4 Sn662; Calibrated: 2019/4/11
- Phantom: SAM 1; Type: QD 000 P40 CB; Serial: TP/1378
- ; Postprocessing SW: SEMCAD, V1.8 Build 186

Test/Area Scan (61x71x1): Measurement grid: dx=15mm, dy=15mm
Maximum value of SAR (interpolated) = 0.045 mW/g

Test/Zoom Scan (5x5x7)/Cube 0: Measurement grid: dx=8mm, dy=8mm, dz=5mm
Reference Value = 1.38 V/m; Power Drift = -0.11 dB
Peak SAR (extrapolated) = 0.057 W/kg
SAR(1 g) = 0.037 mW/g; SAR(10 g) = 0.023 mW/g
Maximum value of SAR (measured) = 0.043 mW/g



P08_LTE 5_QPSK10M_Right Cheek_20600_1 RB_49 offset

DUT: EUT

Communication System: LTE Band5; Frequency: 844 MHz; Duty Cycle: 1:1

Medium: H835 Medium parameters used: $f = 844 \text{ MHz}$; $\sigma = 0.899 \text{ mho/m}$; $\epsilon_r = 42.2$; $\rho = 1000 \text{ kg/m}^3$

DASY4 Configuration:

- Probe: EX3DV4 - SN3838; ConvF(9.6, 9.6, 9.6); Calibrated: 2018/8/30
- Sensor-Surface: 3mm (Mechanical Surface Detection)
- Electronics: DAE4 Sn887; Calibrated: 2018/4/27
- Phantom: SAM 2; Type: QD 000 P40 CB; Serial: TP-1376
- ; Postprocessing SW: SEMCAD, V1.8 Build 186

Test/Area Scan (61x81x1): Measurement grid: $dx=15\text{mm}$, $dy=15\text{mm}$

Maximum value of SAR (interpolated) = 0.136 mW/g

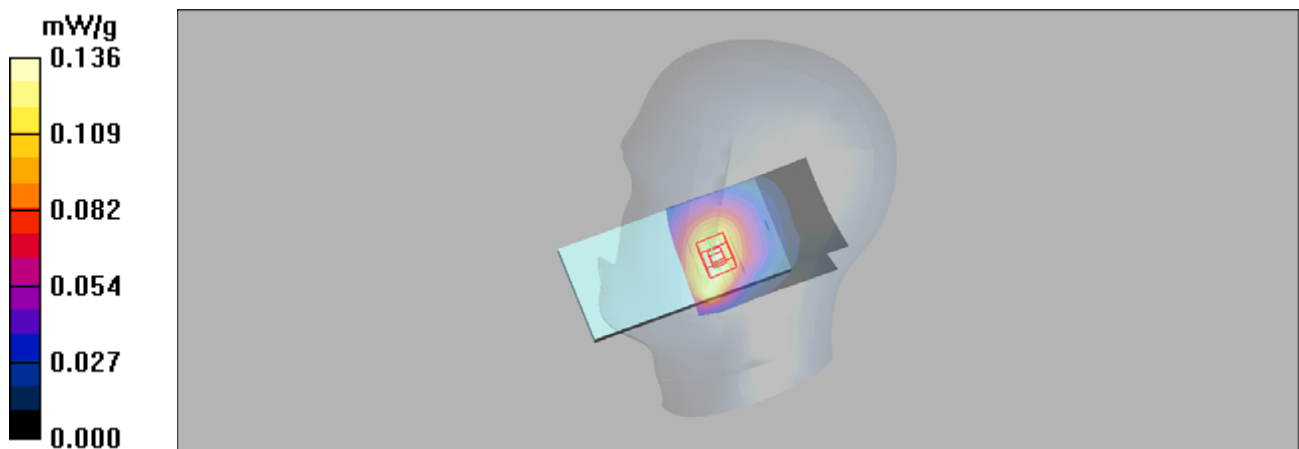
Test/Zoom Scan (5x5x7)/Cube 0: Measurement grid: $dx=8\text{mm}$, $dy=8\text{mm}$, $dz=5\text{mm}$

Reference Value = 5.92 V/m; Power Drift = 0.13 dB

Peak SAR (extrapolated) = 0.158 W/kg

SAR(1 g) = 0.121 mW/g; SAR(10 g) = 0.089 mW/g

Maximum value of SAR (measured) = 0.135 mW/g



P09_LTE 12_QPSK10M_Right Cheek_23060_25 RB_0 offset

DUT: EUT

Communication System: LTE Band 12; Frequency: 704 MHz; Duty Cycle: 1:1

Medium: H750 Medium parameters used: $f = 704$ MHz; $\sigma = 0.858$ mho/m; $\epsilon_r = 40.9$; $\rho = 1000$ kg/m³

DASY4 Configuration:

- Probe: EX3DV4 - SN3838; ConvF(9.6, 9.6, 9.6); Calibrated: 2018/8/30
- Sensor-Surface: 3mm (Mechanical Surface Detection)
- Electronics: DAE4 Sn887; Calibrated: 2018/4/27
- Phantom: SAM 2; Type: QD 000 P40 CB; Serial: TP-1376
- ; Postprocessing SW: SEMCAD, V1.8 Build 186

Test/Area Scan (61x81x1): Measurement grid: dx=15mm, dy=15mm

Maximum value of SAR (interpolated) = 0.113 mW/g


Test/Zoom Scan (5x5x7)/Cube 0: Measurement grid: dx=8mm, dy=8mm, dz=5mm

Reference Value = 4.96 V/m; Power Drift = 0.04 dB

Peak SAR (extrapolated) = 0.129 W/kg

SAR(1 g) = 0.103 mW/g; SAR(10 g) = 0.079 mW/g

Maximum value of SAR (measured) = 0.114 mW/g



P10_802.11b_Left Tilted_11

DUT: EUT

Communication System: Wlan 802.11b; Frequency: 2462 MHz; Duty Cycle: 1:1

Medium: H2450 Medium parameters used: $f = 2462$ MHz; $\sigma = 1.8$ mho/m; $\epsilon_r = 40.2$; $\rho = 1000$ kg/m³

DASY4 Configuration:

- Probe: ES3DV3 - SN3090; ConvF(4.57, 4.57, 4.57); Calibrated: 2019/4/12
- Sensor-Surface: 3mm (Mechanical Surface Detection)
- Electronics: DAE4 Sn662; Calibrated: 2019/4/11
- Phantom: SAM 2; Type: QD 000 P40 CB; Serial: TP-1376
- ; Postprocessing SW: SEMCAD, V1.8 Build 186

Test/Area Scan (61x81x1): Measurement grid: dx=12mm, dy=12mm

Maximum value of SAR (interpolated) = 0.608 mW/g

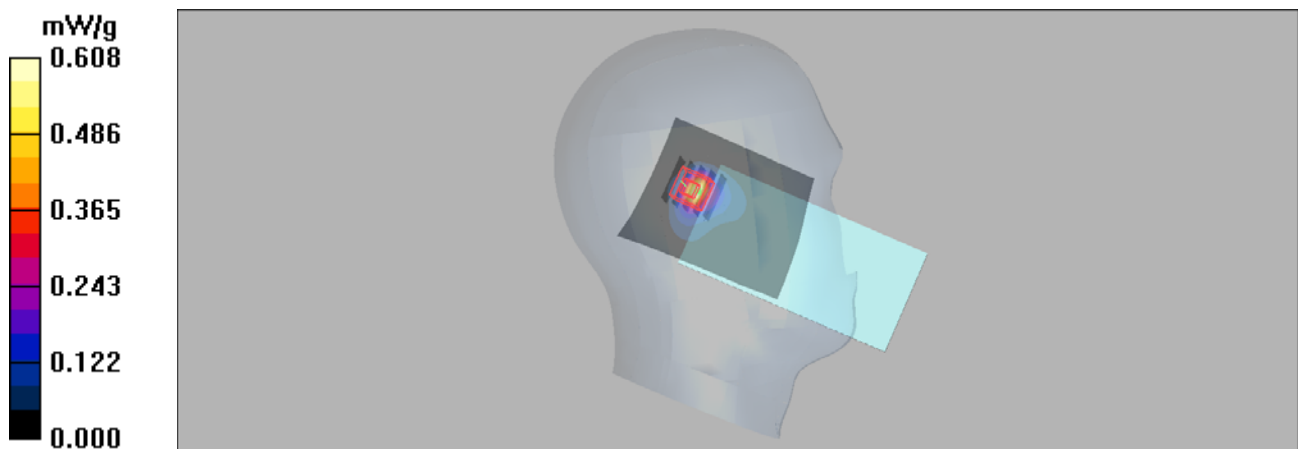
Test/Zoom Scan (5x5x7)/Cube 0: Measurement grid: dx=8mm, dy=8mm, dz=5mm

Reference Value = 8.80 V/m; Power Drift = -0.03 dB

Peak SAR (extrapolated) = 0.844 W/kg

SAR(1 g) = 0.330 mW/g; SAR(10 g) = 0.140 mW/g

Maximum value of SAR (measured) = 0.467 mW/g



P11_GSM850_GPRS10_Rear Face_1cm_251

DUT: EUT

Communication System: GPRS 850-2solt; Frequency: 848.8 MHz;Duty Cycle: 1:4

Medium: B850 Medium parameters used: $f = 849$ MHz; $\sigma = 1.01$ mho/m; $\epsilon_r = 55.5$; $\rho = 1000$ kg/m³

DASY4 Configuration:

- Probe: EX3DV4 - SN3838; ConvF(9.61, 9.61, 9.61); Calibrated: 2018/8/30
- Sensor-Surface: 3mm (Mechanical Surface Detection)
- Electronics: DAE4 Sn887; Calibrated: 2018/4/27
- Phantom: SAM 2; Type: QD 000 P40 CB; Serial: TP-1376
- ; Postprocessing SW: SEMCAD, V1.8 Build 186

Test/Area Scan (61x81x1): Measurement grid: dx=15mm, dy=15mm

Maximum value of SAR (interpolated) = 0.292 mW/g


Test/Zoom Scan (5x5x7)/Cube 0: Measurement grid: dx=8mm, dy=8mm, dz=5mm

Reference Value = 14.8 V/m; Power Drift = 0.13 dB

Peak SAR (extrapolated) = 0.341 W/kg

SAR(1 g) = 0.265 mW/g; SAR(10 g) = 0.202 mW/g

Maximum value of SAR (measured) = 0.290 mW/g



P12_GSM1900_GPRS11_Bottom Side_1cm_512

DUT: EUT

Communication System: GPRS1900-3slots; Frequency: 1850.2 MHz; Duty Cycle: 1:2.67
Medium: B1900 Medium parameters used (interpolated): $f = 1850.2$ MHz; $\sigma = 1.48$ mho/m; $\epsilon_r = 53.1$;
 $\rho = 1000$ kg/m³

DASY4 Configuration:

- Probe: EX3DV4 - SN3838; ConvF(7.35, 7.35, 7.35); Calibrated: 2018/8/30
- Sensor-Surface: 3mm (Mechanical Surface Detection)
- Electronics: DAE4 Sn887; Calibrated: 2018/4/27
- Phantom: SAM 1; Type: QD 000 P40 CB; Serial: TP/1378
- ; Postprocessing SW: SEMCAD, V1.8 Build 186

Test/Area Scan (61x81x1): Measurement grid: dx=15mm, dy=15mm

Maximum value of SAR (interpolated) = 0.600 mW/g

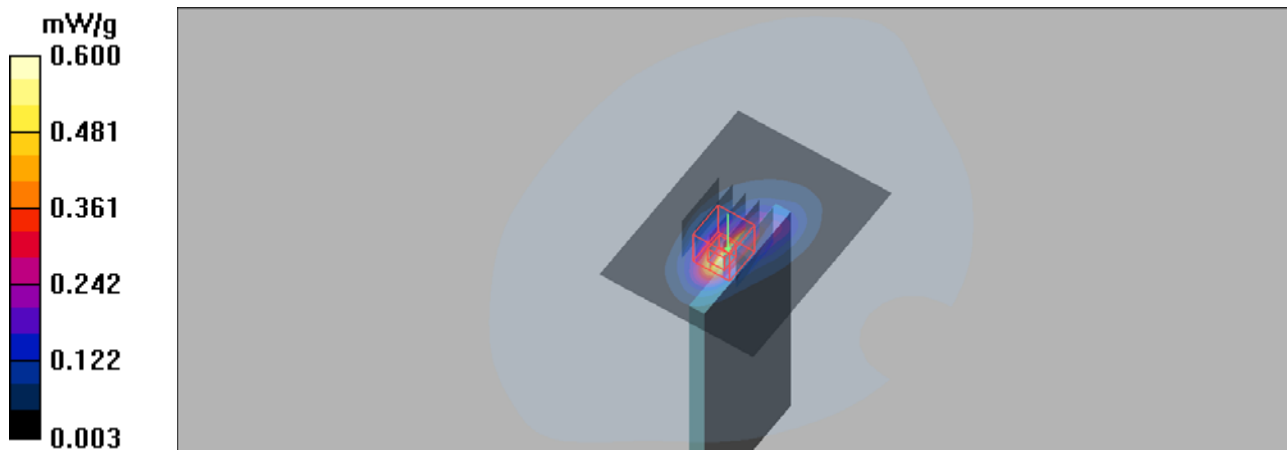
Test/Zoom Scan (5x5x7)/Cube 0: Measurement grid: dx=8mm, dy=8mm, dz=5mm

Reference Value = 18.1 V/m; Power Drift = -0.02 dB

Peak SAR (extrapolated) = 0.821 W/kg

SAR(1 g) = 0.483 mW/g; SAR(10 g) = 0.252 mW/g

Maximum value of SAR (measured) = 0.597 mW/g



P13_WCDMA II_RMC12.2K_Botto Side_1cm_9538

DUT: EUT

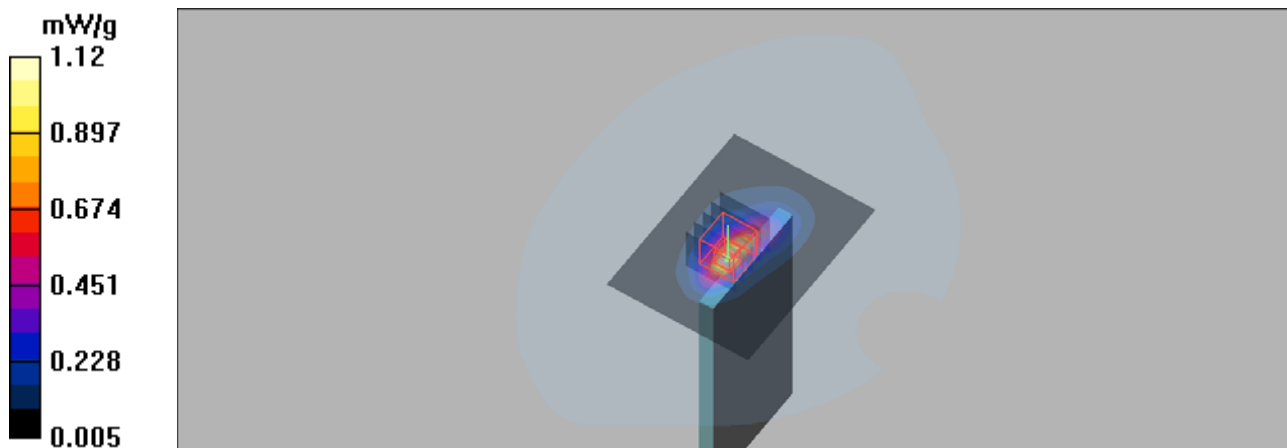
Communication System: WCDMA Band II; Frequency: 1907.6 MHz; Duty Cycle: 1:1
Medium: B1900 Medium parameters used: $f = 1908$ MHz; $\sigma = 1.56$ mho/m; $\epsilon_r = 52.9$; $\rho = 1000$ kg/m³

DASY4 Configuration:

- Probe: EX3DV4 - SN3838; ConvF(7.35, 7.35, 7.35); Calibrated: 2018/8/30
- Sensor-Surface: 3mm (Mechanical Surface Detection)
- Electronics: DAE4 Sn887; Calibrated: 2018/4/27
- Phantom: SAM 1; Type: QD 000 P40 CB; Serial: TP/1378
- ; Postprocessing SW: SEMCAD, V1.8 Build 186

Test/Area Scan (61x81x1): Measurement grid: dx=15mm, dy=15mm
Maximum value of SAR (interpolated) = 1.12 mW/g

Test/Zoom Scan (5x5x7)/Cube 0: Measurement grid: dx=8mm, dy=8mm, dz=5mm
Reference Value = 22.5 V/m; Power Drift = 0.02 dB
Peak SAR (extrapolated) = 1.46 W/kg
SAR(1 g) = 0.869 mW/g; SAR(10 g) = 0.456 mW/g
Maximum value of SAR (measured) = 1.10 mW/g



P14_WCDMA IV_RMC12.2K_Bottom Side_1cm_1513**DUT: EUT**

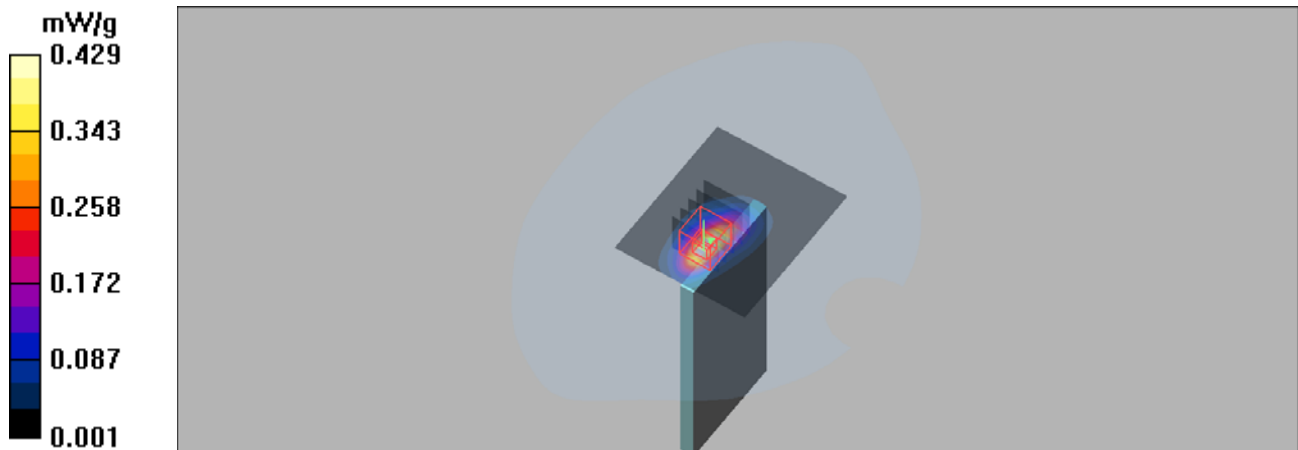
Communication System: WCDMA Band IV; Frequency: 1752.6 MHz; Duty Cycle: 1:1
Medium: B1750 Medium parameters used: $f = 1753$ MHz; $\sigma = 1.47$ mho/m; $\epsilon_r = 54.2$; $\rho = 1000$ kg/m³

DASY4 Configuration:

- Probe: ES3DV3 - SN3090; ConvF(4.95, 4.95, 4.95); Calibrated: 2019/4/12
- Sensor-Surface: 3mm (Mechanical Surface Detection)
- Electronics: DAE4 Sn662; Calibrated: 2019/4/11
- Phantom: SAM 1; Type: QD 000 P40 CB; Serial: TP/1378
- ; Postprocessing SW: SEMCAD, V1.8 Build 186

Test/Area Scan (61x71x1): Measurement grid: dx=15mm, dy=15mm
Maximum value of SAR (interpolated) = 0.429 mW/g

Test/Zoom Scan (5x5x7)/Cube 0: Measurement grid: dx=8mm, dy=8mm, dz=5mm
Reference Value = 14.9 V/m; Power Drift = -0.02 dB
Peak SAR (extrapolated) = 0.582 W/kg
SAR(1 g) = 0.333 mW/g; SAR(10 g) = 0.176 mW/g
Maximum value of SAR (measured) = 0.416 mW/g



P15_WCDMA V_RMC12.2K_Rear Face_1cm_4182**DUT: EUT**

Communication System: WCDMA Band V; Frequency: 836.4 MHz; Duty Cycle: 1:1

Medium: B850 Medium parameters used (interpolated): $f = 836.4$ MHz; $\sigma = 0.993$ mho/m; $\epsilon_r = 55.6$;

$\rho = 1000$ kg/m³

DASY4 Configuration:

- Probe: EX3DV4 - SN3838; ConvF(9.61, 9.61, 9.61); Calibrated: 2018/8/30

- Sensor-Surface: 3mm (Mechanical Surface Detection)

- Electronics: DAE4 Sn887; Calibrated: 2018/4/27

- Phantom: SAM 2; Type: QD 000 P40 CB; Serial: TP-1376

- ; Postprocessing SW: SEMCAD, V1.8 Build 186

Test/Area Scan (61x81x1): Measurement grid: dx=15mm, dy=15mm

Maximum value of SAR (interpolated) = 0.263 mW/g

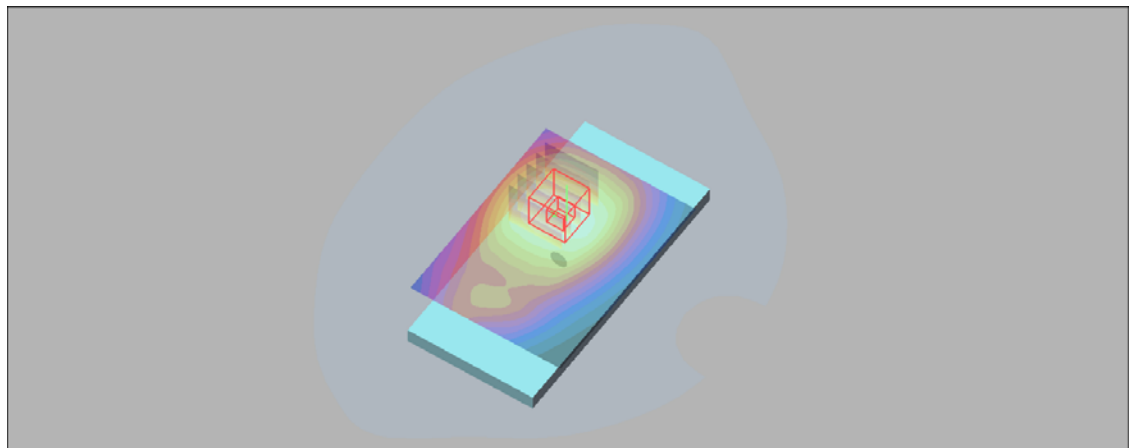
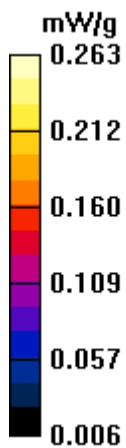
Test/Zoom Scan (5x5x7)/Cube 0: Measurement grid: dx=8mm, dy=8mm, dz=5mm

Reference Value = 15.8 V/m; Power Drift = -0.02 dB

Peak SAR (extrapolated) = 0.306 W/kg

SAR(1 g) = 0.240 mW/g; SAR(10 g) = 0.183 mW/g

Maximum value of SAR (measured) = 0.264 mW/g



P16_LTE 2_QPSK20M_Bottom Side_1cm_19100_1 RB_0 offset**DUT: EUT**

Communication System: LTE Band 2; Frequency: 1900 MHz; Duty Cycle: 1:1

Medium: B1900 Medium parameters used: $f = 1900$ MHz; $\sigma = 1.55$ mho/m; $\epsilon_r = 52.9$; $\rho = 1000$ kg/m³

DASY4 Configuration:

- Probe: EX3DV4 - SN3838; ConvF(7.35, 7.35, 7.35); Calibrated: 2018/8/30
- Sensor-Surface: 3mm (Mechanical Surface Detection)
- Electronics: DAE4 Sn887; Calibrated: 2018/4/27
- Phantom: SAM 1; Type: QD 000 P40 CB; Serial: TP/1378
- ; Postprocessing SW: SEMCAD, V1.8 Build 186

Test/Area Scan (61x81x1): Measurement grid: dx=15mm, dy=15mm

Maximum value of SAR (interpolated) = 1.24 mW/g

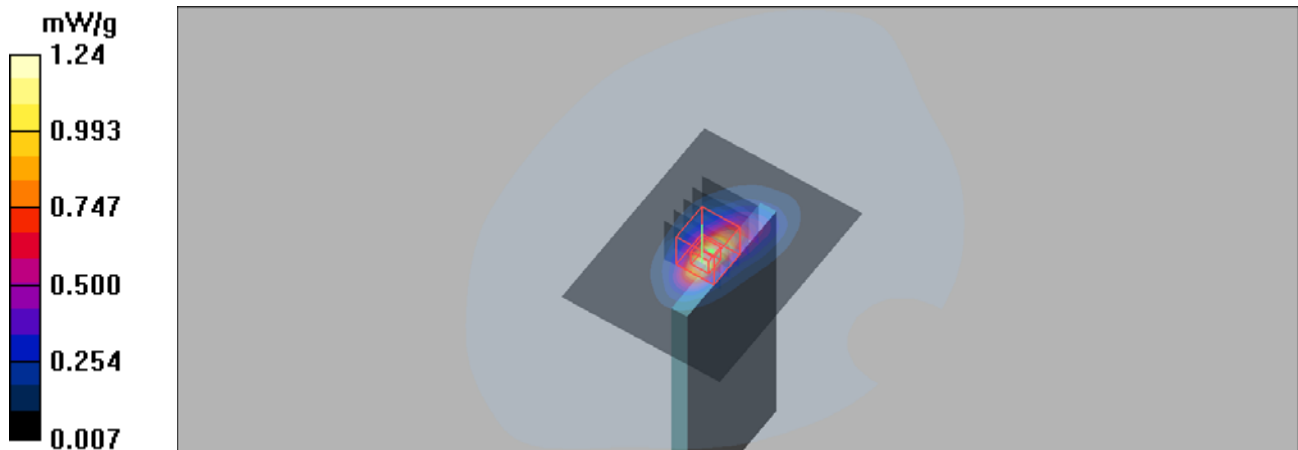
Test/Zoom Scan (5x5x7)/Cube 0: Measurement grid: dx=8mm, dy=8mm, dz=5mm

Reference Value = 25.1 V/m; Power Drift = 0.08 dB

Peak SAR (extrapolated) = 1.71 W/kg

SAR(1 g) = 1.01 mW/g; SAR(10 g) = 0.529 mW/g

Maximum value of SAR (measured) = 1.24 mW/g



P17_LTE 4_QPSK20M_Bottom Side_1cm_20175_1 RB_0 offset

DUT: EUT

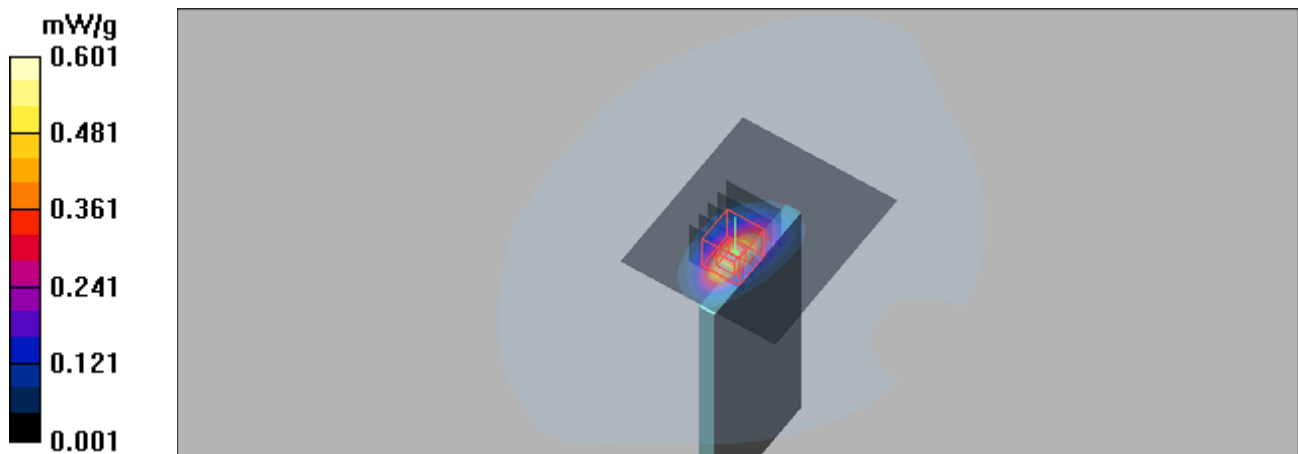
Communication System: LTE Band 4&20M; Frequency: 1720 MHz;Duty Cycle: 1:1
 Medium: B1750 Medium parameters used: $f = 1720$ MHz; $\sigma = 1.43$ mho/m; $\epsilon_r = 54.3$; $\rho = 1000$ kg/m³

DASY4 Configuration:

- Probe: ES3DV3 - SN3090; ConvF(4.95, 4.95, 4.95); Calibrated: 2019/4/12
- Sensor-Surface: 3mm (Mechanical Surface Detection)
- Electronics: DAE4 Sn662; Calibrated: 2019/4/11
- Phantom: SAM 1; Type: QD 000 P40 CB; Serial: TP/1378
- ; Postprocessing SW: SEMCAD, V1.8 Build 186

Test/Area Scan (61x71x1): Measurement grid: dx=15mm, dy=15mm
 Maximum value of SAR (interpolated) = 0.601 mW/g

Test/Zoom Scan (5x5x7)/Cube 0: Measurement grid: dx=8mm, dy=8mm, dz=5mm
 Reference Value = 18.0 V/m; Power Drift = 0.01 dB
 Peak SAR (extrapolated) = 0.782 W/kg
SAR(1 g) = 0.452 mW/g; SAR(10 g) = 0.242 mW/g
 Maximum value of SAR (measured) = 0.551 mW/g



P18_LTE 5_QPSK10M_Rear Face_1cm_20600_1RB_49 offset

DUT: EUT

Communication System: LTE Band5; Frequency: 844 MHz;Duty Cycle: 1:1

Medium: B850 Medium parameters used: $f = 844$ MHz; $\sigma = 1$ mho/m; $\epsilon_r = 55.5$; $\rho = 1000$ kg/m³

DASY4 Configuration:

- Probe: EX3DV4 - SN3838; ConvF(9.61, 9.61, 9.61); Calibrated: 2018/8/30
- Sensor-Surface: 3mm (Mechanical Surface Detection)
- Electronics: DAE4 Sn887; Calibrated: 2018/4/27
- Phantom: SAM 2; Type: QD 000 P40 CB; Serial: TP-1376
- ; Postprocessing SW: SEMCAD, V1.8 Build 186

Test/Area Scan (61x81x1): Measurement grid: dx=15mm, dy=15mm

Maximum value of SAR (interpolated) = 0.222 mW/g

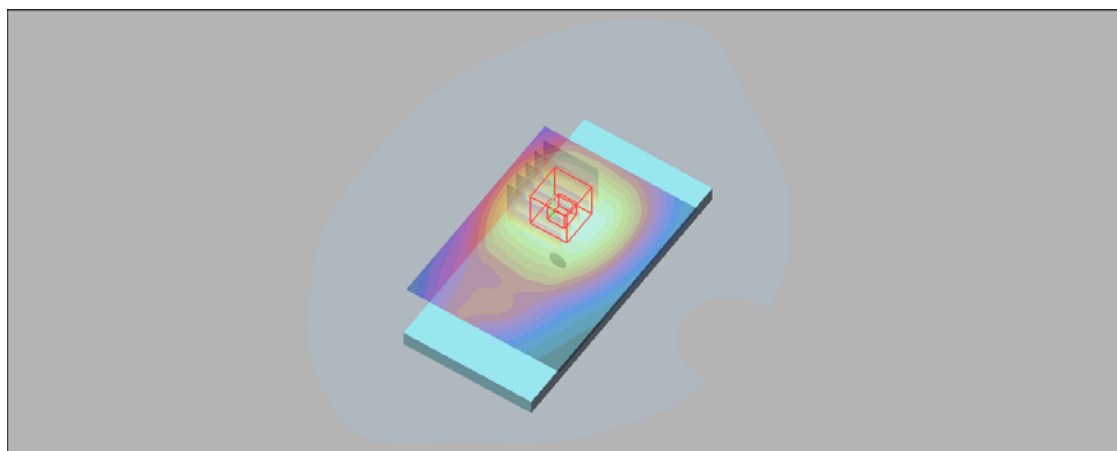
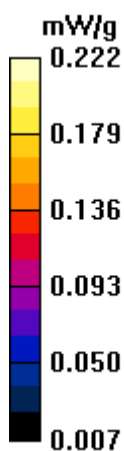
Test/Zoom Scan (5x5x7)/Cube 0: Measurement grid: dx=8mm, dy=8mm, dz=5mm

Reference Value = 14.4 V/m; Power Drift = -0.02 dB

Peak SAR (extrapolated) = 0.259 W/kg

SAR(1 g) = 0.203 mW/g; SAR(10 g) = 0.155 mW/g

Maximum value of SAR (measured) = 0.222 mW/g



P19_LTE 12_QPSK10M_Right Side_1cm_23130_1RB_49 offset

DUT: EUT

Communication System: LTE Band 12; Frequency: 711 MHz; Duty Cycle: 1:1

Medium: B750 Medium parameters used: $f = 711$ MHz; $\sigma = 0.933$ mho/m; $\epsilon_r = 55.5$; $\rho = 1000$ kg/m³

DASY4 Configuration:

- Probe: EX3DV4 - SN3838; ConvF(9.61, 9.61, 9.61); Calibrated: 2018/8/30
- Sensor-Surface: 3mm (Mechanical Surface Detection)
- Electronics: DAE4 Sn887; Calibrated: 2018/4/27
- Phantom: SAM 2; Type: QD 000 P40 CB; Serial: TP-1376
- ; Postprocessing SW: SEMCAD, V1.8 Build 186

Test/Area Scan (61x81x1): Measurement grid: dx=15mm, dy=15mm

Maximum value of SAR (interpolated) = 0.189 mW/g

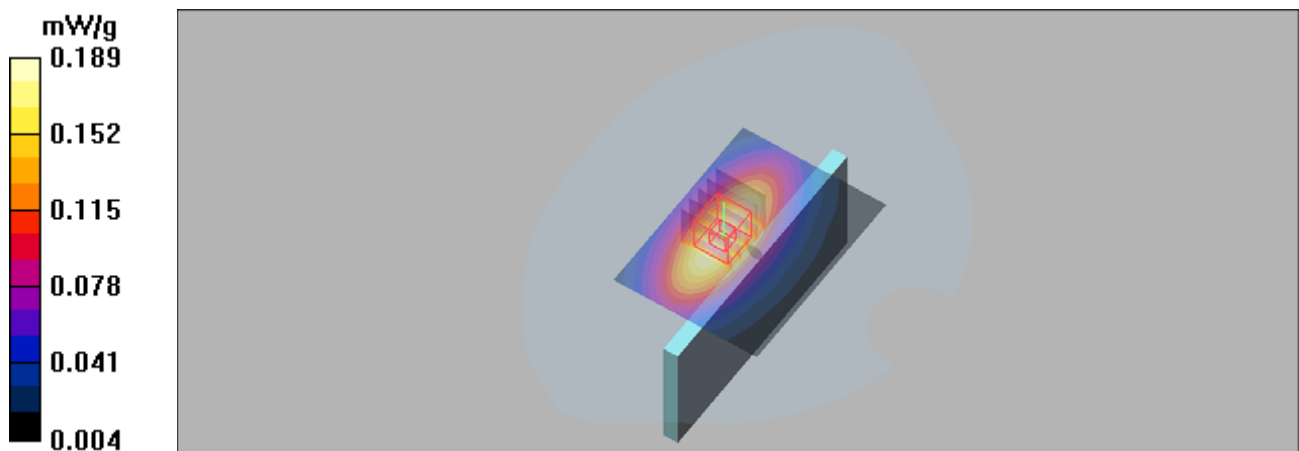
Test/Zoom Scan (5x5x7)/Cube 0: Measurement grid: dx=8mm, dy=8mm, dz=5mm

Reference Value = 11.9 V/m; Power Drift = 0.10 dB

Peak SAR (extrapolated) = 0.232 W/kg

SAR(1 g) = 0.164 mW/g; SAR(10 g) = 0.114 mW/g

Maximum value of SAR (measured) = 0.188 mW/g



P20_802.11b_Right Side_11_10mm

DUT: EUT

Communication System: Wlan 802.11b; Frequency: 2462 MHz; Duty Cycle: 1:1

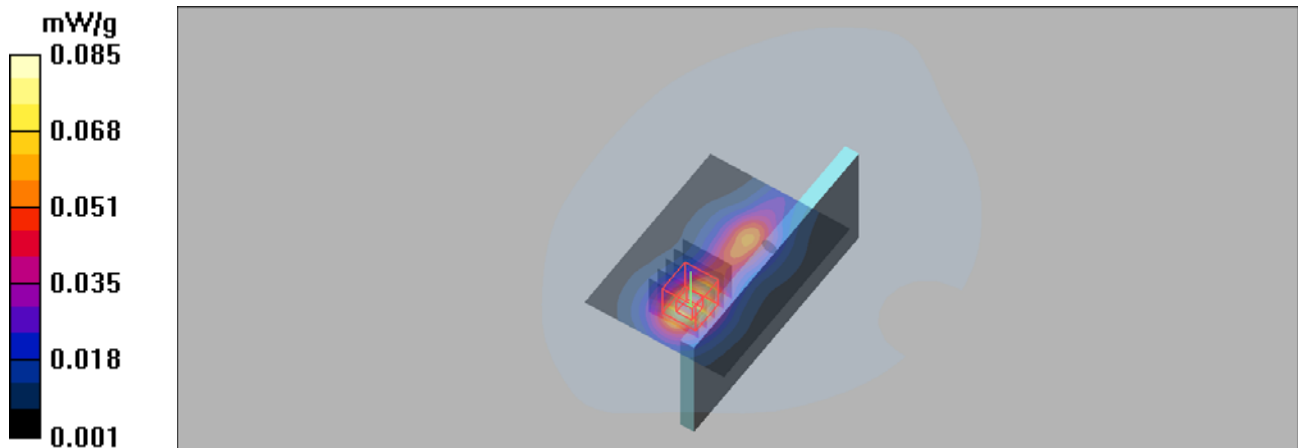
Medium: B2450 Medium parameters used: $f = 2462$ MHz; $\sigma = 1.99$ mho/m; $\epsilon_r = 51.7$; $\rho = 1000$ kg/m³

DASY4 Configuration:

- Probe: ES3DV3 - SN3090; ConvF(4.47, 4.47, 4.47); Calibrated: 2019/4/12
- Sensor-Surface: 3mm (Mechanical Surface Detection)
- Electronics: DAE4 Sn662; Calibrated: 2019/4/11
- Phantom: SAM 1; Type: QD 000 P40 CB; Serial: TP/1378
- ; Postprocessing SW: SEMCAD, V1.8 Build 186

Test/Area Scan (61x81x1): Measurement grid: dx=12mm, dy=12mm
Maximum value of SAR (interpolated) = 0.085 mW/g

Test/Zoom Scan (5x5x7)/Cube 0: Measurement grid: dx=8mm, dy=8mm, dz=5mm
Reference Value = 4.69 V/m; Power Drift = 0.18 dB
Peak SAR (extrapolated) = 0.133 W/kg
SAR(1 g) = 0.069 mW/g; SAR(10 g) = 0.036 mW/g
Maximum value of SAR (measured) = 0.087 mW/g



P21_GSM1900_GPRS11_Rear Face_1cm_512

DUT: EUT


Communication System: GPRS1900-3slots; Frequency: 1850.2 MHz;Duty Cycle: 1:2.67
 Medium: B1900 Medium parameters used (interpolated): $f = 1850.2$ MHz; $\sigma = 1.48$ mho/m; $\epsilon_r = 53.1$;
 $\rho = 1000$ kg/m³

DASY4 Configuration:

- Probe: EX3DV4 - SN3838; ConvF(7.35, 7.35, 7.35); Calibrated: 2018/8/30
- Sensor-Surface: 3mm (Mechanical Surface Detection)
- Electronics: DAE4 Sn887; Calibrated: 2018/4/27
- Phantom: SAM 1; Type: QD 000 P40 CB; Serial: TP/1378
- ; Postprocessing SW: SEMCAD, V1.8 Build 186

Test/Area Scan (61x81x1): Measurement grid: dx=15mm, dy=15mm
 Maximum value of SAR (interpolated) = 0.403 mW/g

Test/Zoom Scan (5x5x7)/Cube 0: Measurement grid: dx=8mm, dy=8mm, dz=5mm
 Reference Value = 4.50 V/m; Power Drift = -0.01 dB
 Peak SAR (extrapolated) = 0.574 W/kg
SAR(1 g) = 0.351 mW/g; SAR(10 g) = 0.205 mW/g
 Maximum value of SAR (measured) = 0.415 mW/g



P22_WCDMA II_RMC12.2K_Rear Face_1cm_9262

DUT: EUT

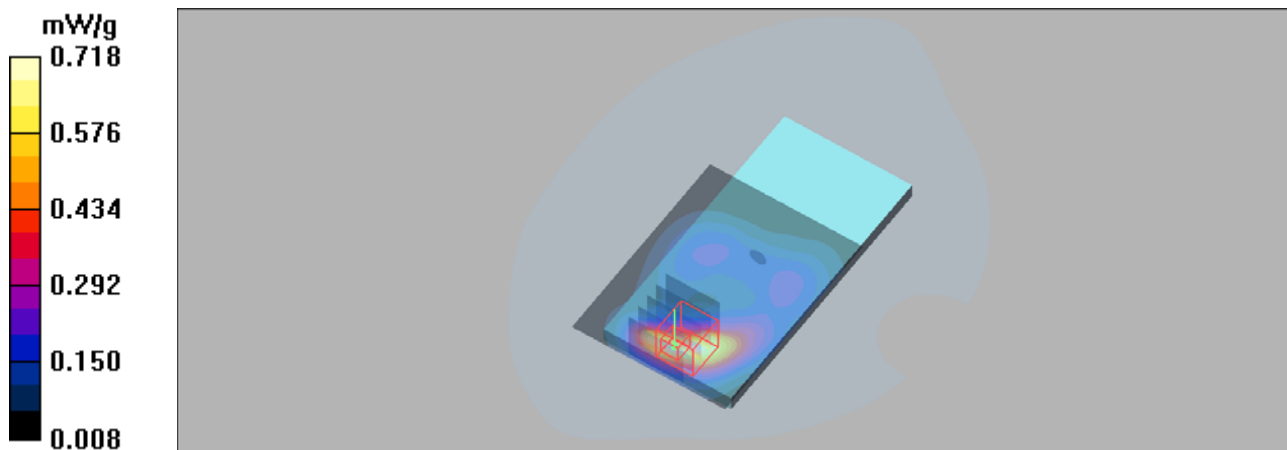
Communication System: WCDMA Band II; Frequency: 1852.4 MHz; Duty Cycle: 1:1
Medium: B1900 Medium parameters used (interpolated): $f = 1852.4$ MHz; $\sigma = 1.49$ mho/m; $\epsilon_r = 53.1$;
 $\rho = 1000$ kg/m³

DASY4 Configuration:

- Probe: EX3DV4 - SN3838; ConvF(7.35, 7.35, 7.35); Calibrated: 2018/8/30
- Sensor-Surface: 3mm (Mechanical Surface Detection)
- Electronics: DAE4 Sn887; Calibrated: 2018/4/27
- Phantom: SAM 1; Type: QD 000 P40 CB; Serial: TP/1378
- ; Postprocessing SW: SEMCAD, V1.8 Build 186

Test/Area Scan (61x81x1): Measurement grid: dx=15mm, dy=15mm
Maximum value of SAR (interpolated) = 0.718 mW/g

Test/Zoom Scan (5x5x7)/Cube 0: Measurement grid: dx=8mm, dy=8mm, dz=5mm
Reference Value = 8.74 V/m; Power Drift = -0.03 dB
Peak SAR (extrapolated) = 0.937 W/kg
SAR(1 g) = 0.574 mW/g; SAR(10 g) = 0.337 mW/g
Maximum value of SAR (measured) = 0.701 mW/g



P23_WCDMA IV_RMC12.2K_Rear Face_1cm_1513**DUT: EUT**

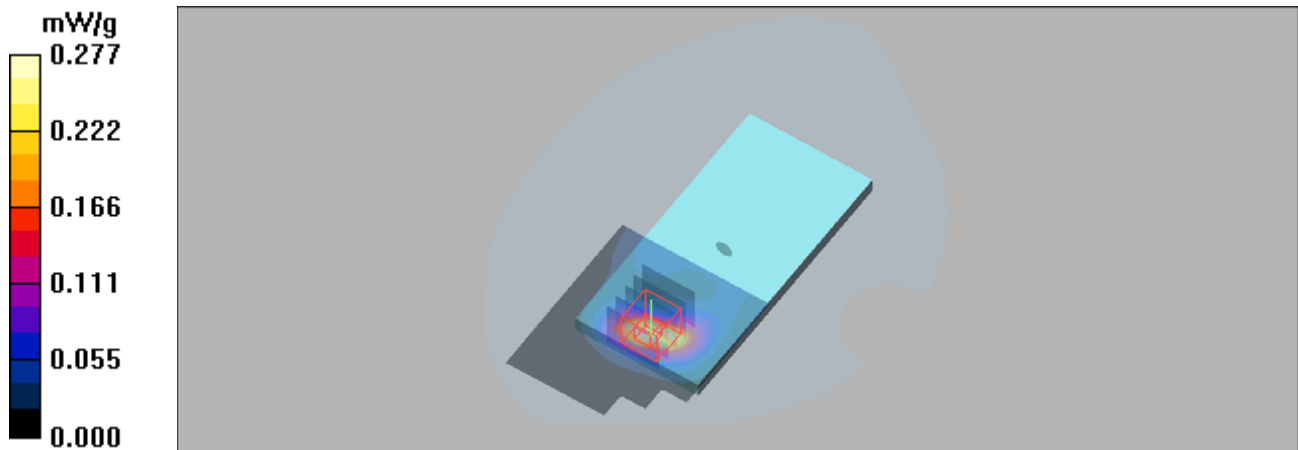
Communication System: WCDMA Band IV; Frequency: 1752.6 MHz; Duty Cycle: 1:1
Medium: B1750 Medium parameters used: $f = 1753$ MHz; $\sigma = 1.47$ mho/m; $\epsilon_r = 54.2$; $\rho = 1000$ kg/m³

DASY4 Configuration:

- Probe: ES3DV3 - SN3090; ConvF(4.95, 4.95, 4.95); Calibrated: 2019/4/12
- Sensor-Surface: 3mm (Mechanical Surface Detection)
- Electronics: DAE4 Sn662; Calibrated: 2019/4/11
- Phantom: SAM 1; Type: QD 000 P40 CB; Serial: TP/1378
- ; Postprocessing SW: SEMCAD, V1.8 Build 186

Test/Area Scan (61x71x1): Measurement grid: dx=15mm, dy=15mm
Maximum value of SAR (interpolated) = 0.277 mW/g

Test/Zoom Scan (5x5x7)/Cube 0: Measurement grid: dx=8mm, dy=8mm, dz=5mm
Reference Value = 4.21 V/m; Power Drift = -0.04 dB
Peak SAR (extrapolated) = 0.383 W/kg
SAR(1 g) = 0.222 mW/g; SAR(10 g) = 0.121 mW/g
Maximum value of SAR (measured) = 0.274 mW/g



P24_LTE 2_QPSK20M_Rear Face_1cm_18900_1 RB_0 offset

DUT: EUT

Communication System: LTE Band 2; Frequency: 1880 MHz; Duty Cycle: 1:1

Medium: B1900 Medium parameters used: $f = 1880$ MHz; $\sigma = 1.53$ mho/m; $\epsilon_r = 53$; $\rho = 1000$ kg/m³

DASY4 Configuration:

- Probe: EX3DV4 - SN3838; ConvF(7.35, 7.35, 7.35); Calibrated: 2018/8/30
- Sensor-Surface: 3mm (Mechanical Surface Detection)
- Electronics: DAE4 Sn887; Calibrated: 2018/4/27
- Phantom: SAM 1; Type: QD 000 P40 CB; Serial: TP/1378
- ; Postprocessing SW: SEMCAD, V1.8 Build 186

Test/Area Scan (61x81x1): Measurement grid: dx=15mm, dy=15mm

Maximum value of SAR (interpolated) = 0.867 mW/g


Test/Zoom Scan (5x5x7)/Cube 0: Measurement grid: dx=8mm, dy=8mm, dz=5mm

Reference Value = 10.8 V/m; Power Drift = -0.07 dB

Peak SAR (extrapolated) = 1.18 W/kg

SAR(1 g) = 0.718 mW/g; SAR(10 g) = 0.412 mW/g

Maximum value of SAR (measured) = 0.871 mW/g



P25_LTE 4_QPSK20M_Rear Face_1cm_20175_1 RB_0 offset

DUT: EUT

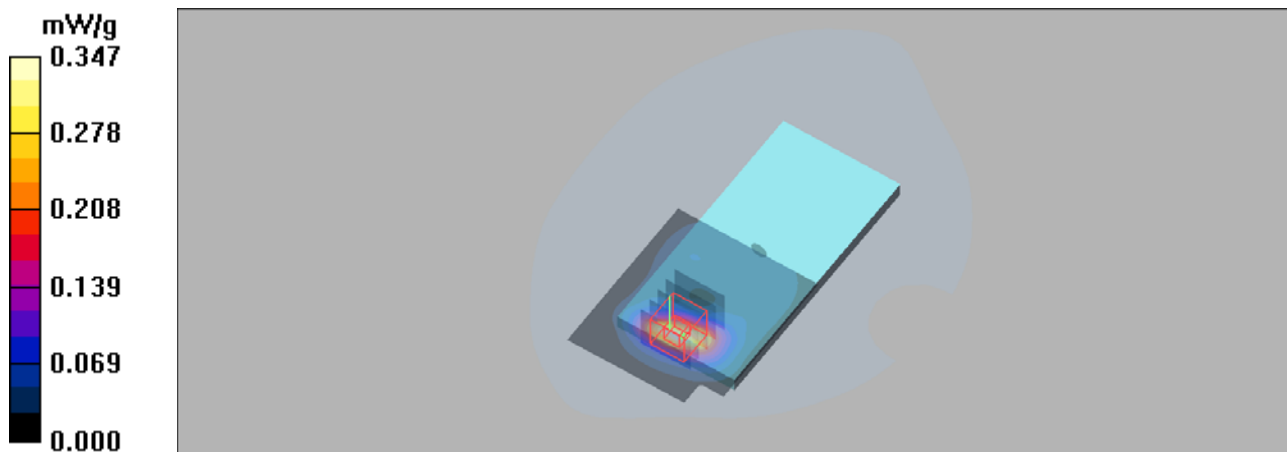
Communication System: LTE Band 4&20M; Frequency: 1732.5 MHz; Duty Cycle: 1:1
Medium: B1750 Medium parameters used (interpolated): $f = 1732.5$ MHz; $\sigma = 1.44$ mho/m; $\epsilon_r = 54.3$;
 $\rho = 1000$ kg/m³

DASY4 Configuration:

- Probe: ES3DV3 - SN3090; ConvF(4.95, 4.95, 4.95); Calibrated: 2019/4/12
- Sensor-Surface: 3mm (Mechanical Surface Detection)
- Electronics: DAE4 Sn662; Calibrated: 2019/4/11
- Phantom: SAM 1; Type: QD 000 P40 CB; Serial: TP/1378
- ; Postprocessing SW: SEMCAD, V1.8 Build 186

Test/Area Scan (61x71x1): Measurement grid: dx=15mm, dy=15mm
Maximum value of SAR (interpolated) = 0.347 mW/g

Test/Zoom Scan (5x5x7)/Cube 0: Measurement grid: dx=8mm, dy=8mm, dz=5mm
Reference Value = 3.21 V/m; Power Drift = 0.108 dB
Peak SAR (extrapolated) = 0.483 W/kg
SAR(1 g) = 0.279 mW/g; SAR(10 g) = 0.151 mW/g
Maximum value of SAR (measured) = 0.341 mW/g



P26_802.11b_Rear Face_11_10mm

DUT: EUT

Communication System: Wlan 802.11b; Frequency: 2462 MHz; Duty Cycle: 1:1

Medium: B2450 Medium parameters used: $f = 2462$ MHz; $\sigma = 1.99$ mho/m; $\epsilon_r = 51.7$; $\rho = 1000$ kg/m³

DASY4 Configuration:

- Probe: ES3DV3 - SN3090; ConvF(4.47, 4.47, 4.47); Calibrated: 2019/4/12
- Sensor-Surface: 3mm (Mechanical Surface Detection)
- Electronics: DAE4 Sn662; Calibrated: 2019/4/11
- Phantom: SAM 1; Type: QD 000 P40 CB; Serial: TP/1378
- ; Postprocessing SW: SEMCAD, V1.8 Build 186

Test/Area Scan (61x81x1): Measurement grid: dx=12mm, dy=12mm
Maximum value of SAR (interpolated) = 0.093 mW/g

Test/Zoom Scan (5x5x7)/Cube 0: Measurement grid: dx=8mm, dy=8mm, dz=5mm
Reference Value = 2.42 V/m; Power Drift = 0.06 dB
Peak SAR (extrapolated) = 0.143 W/kg
SAR(1 g) = 0.065 mW/g; SAR(10 g) = 0.034 mW/g
Maximum value of SAR (measured) = 0.086 mW/g

