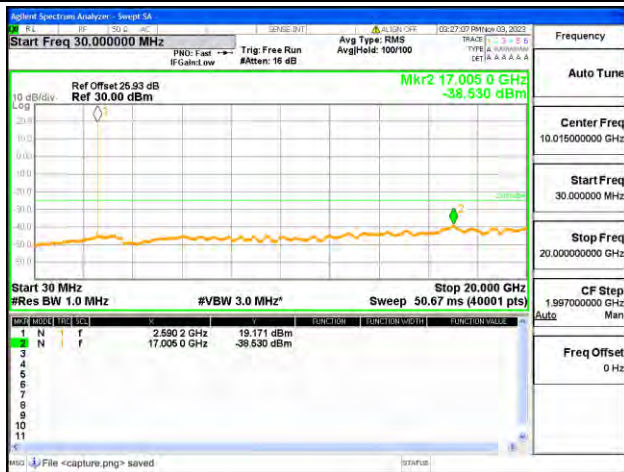


B38-30M-20G / 10MHz / Low CH / QPSK



B38-20G-27G / 10MHz / Low CH / QPSK



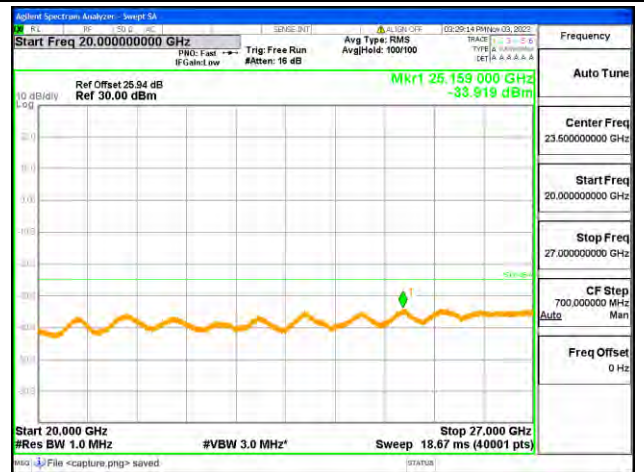
B38-30M-20G / 10MHz / Mid CH / QPSK



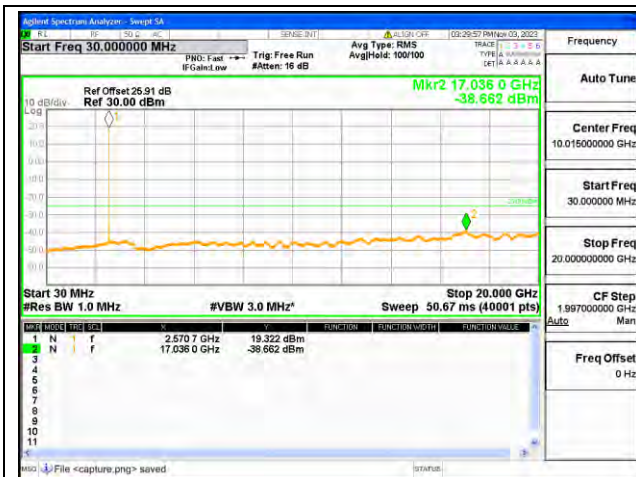
B38-20G-27G / 10MHz / Mid CH / QPSK



B38-30M-20G / 10MHz / High CH / QPSK



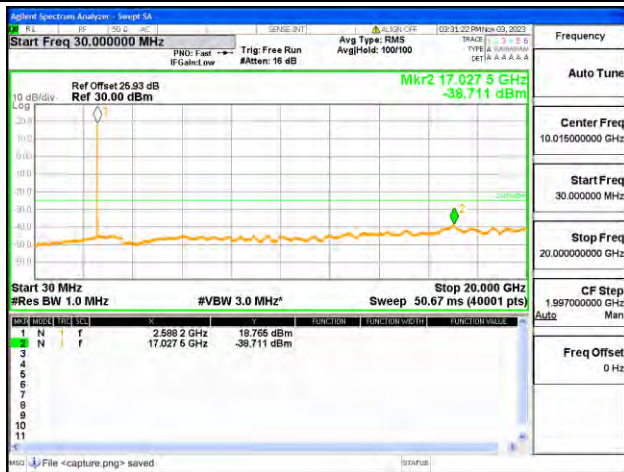
B38-20G-27G / 10MHz / High CH / QPSK



B38-30M-20G / 15MHz / Low CH / QPSK



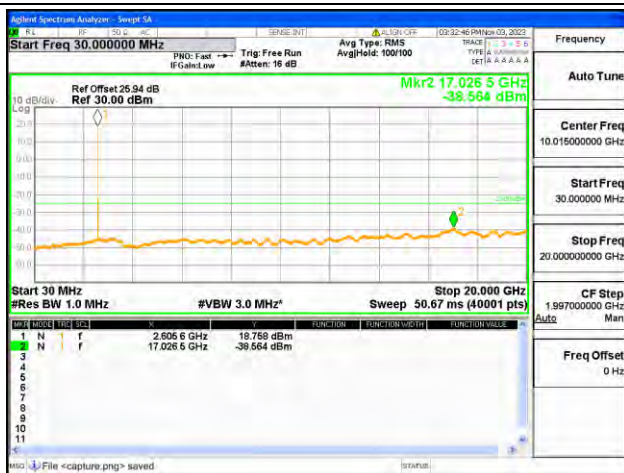
B38-20G-27G / 15MHz / Low CH / QPSK



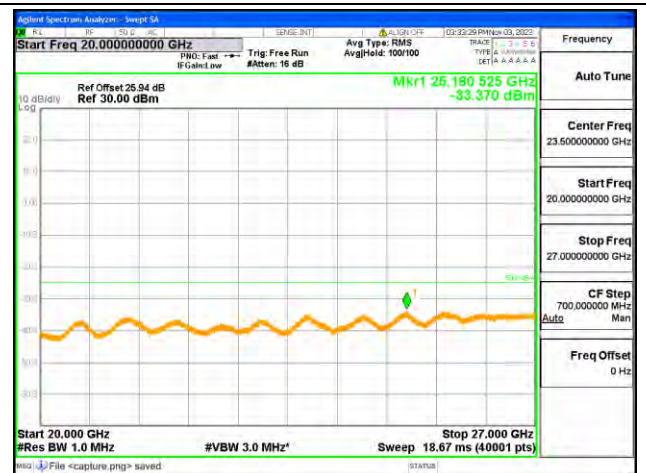
B38-30M-20G / 15MHz / Mid CH / QPSK



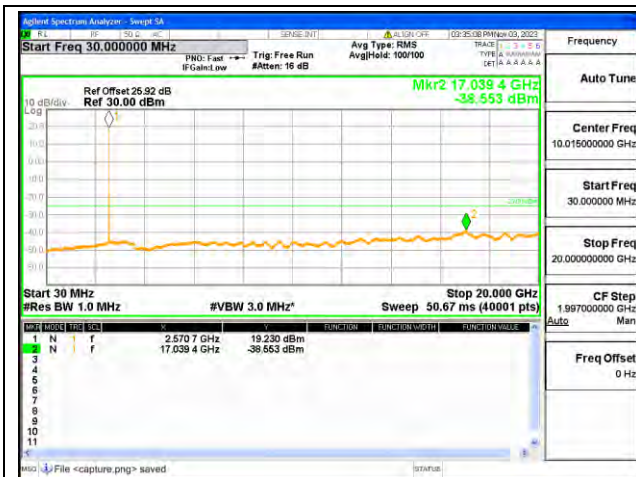
B38-20G-27G / 15MHz / Mid CH / QPSK



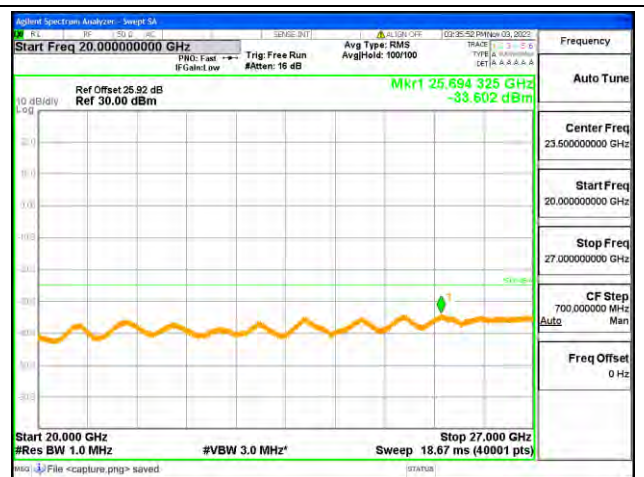
B38-30M-20G / 15MHz / High CH / QPSK



B38-20G-27G / 15MHz / High CH / QPSK



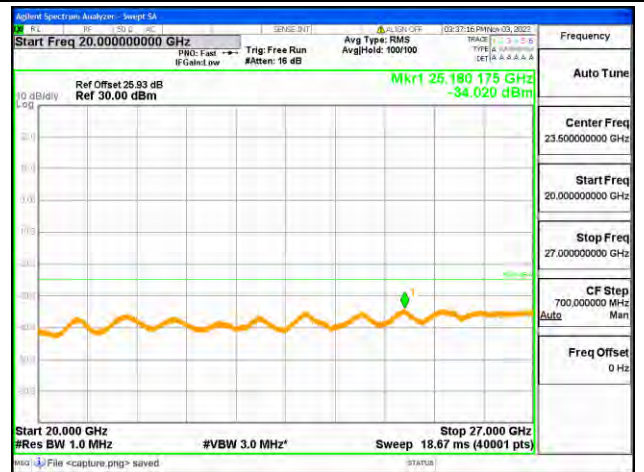
B38-30M-20G / 20MHz / Low CH / QPSK



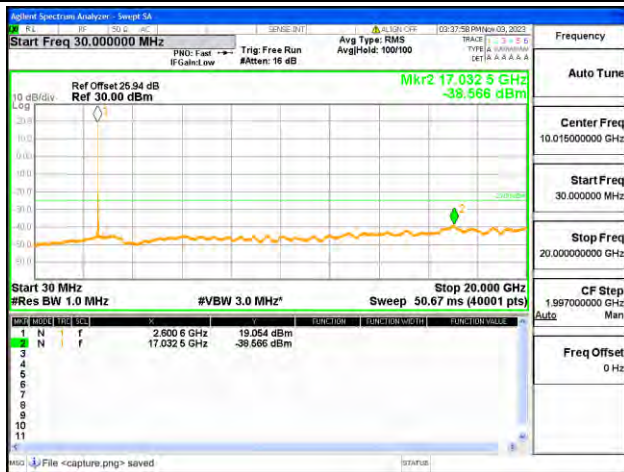
B38-20G-27G / 20MHz / Low CH / QPSK



B38-30M-20G / 20MHz / Mid CH / QPSK



B38-20G-27G / 20MHz / Mid CH / QPSK



B38-30M-20G / 20MHz / High CH / QPSK



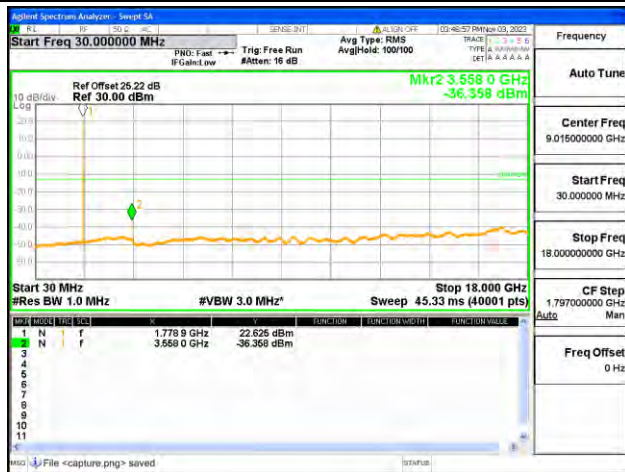
B38-20G-27G / 20MHz / High CH / QPSK



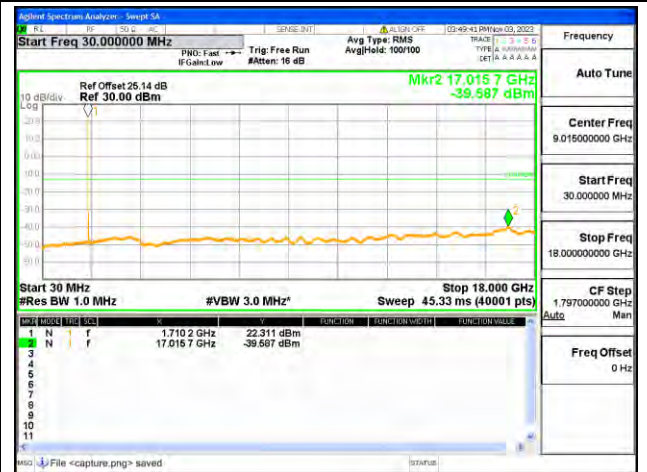
B66 / 1.4MHz / Low CH / QPSK



B66 / 1.4MHz / Mid CH / QPSK



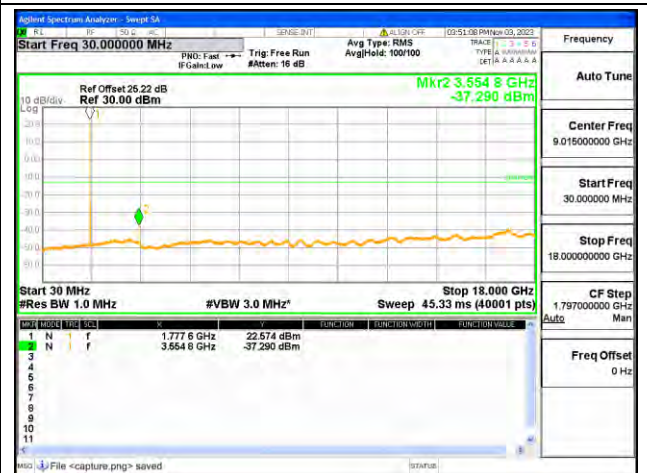
B66 / 1.4MHz / High CH / QPSK



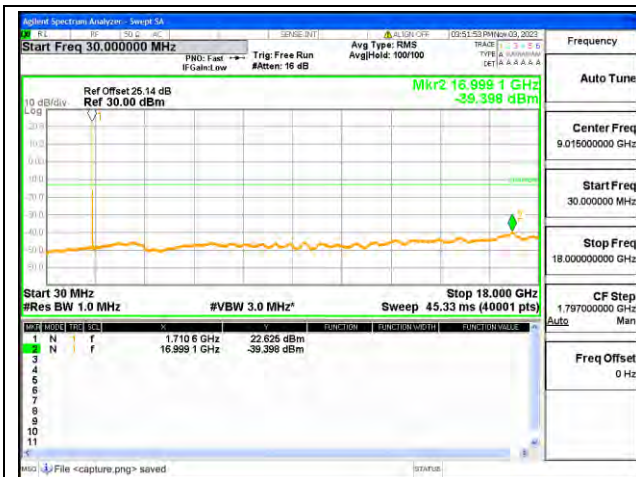
B66 / 3MHz / Low CH / QPSK



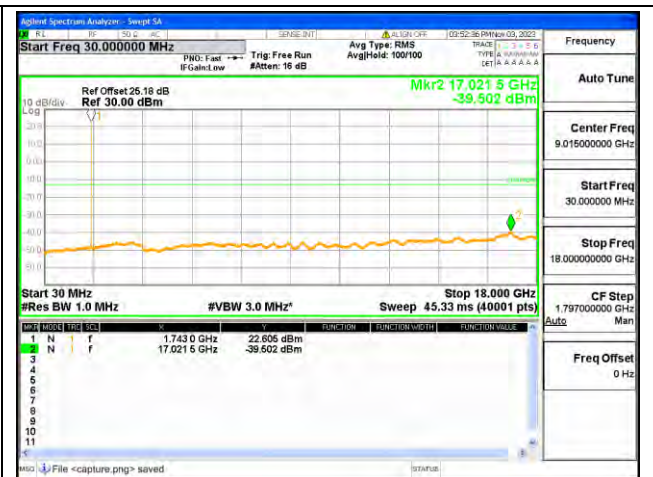
B66 / 3MHz / Mid CH / QPSK



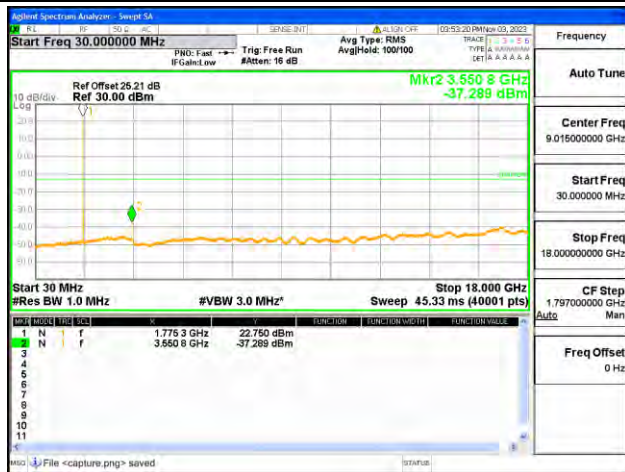
B66 / 3MHz / High CH / QPSK



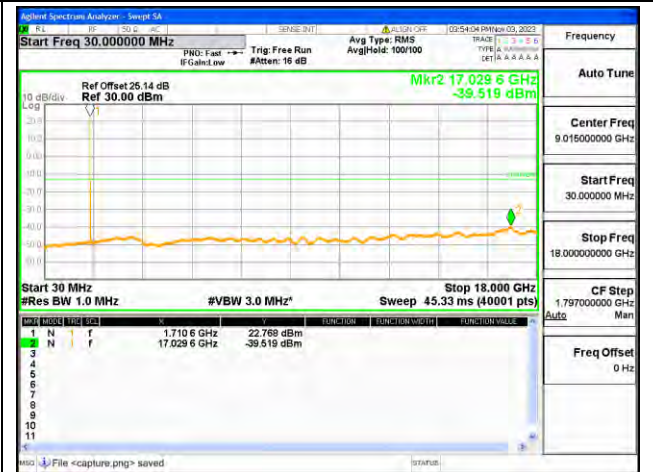
B66 / 5MHz / Low CH / QPSK



B66 / 5MHz / Mid CH / QPSK



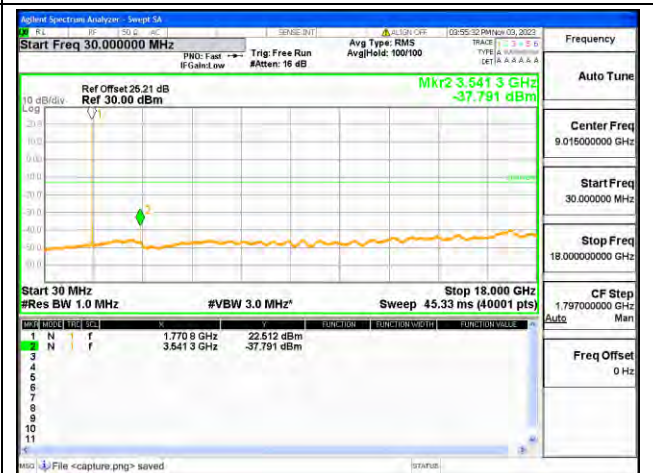
B66 / 5MHz / High CH / QPSK



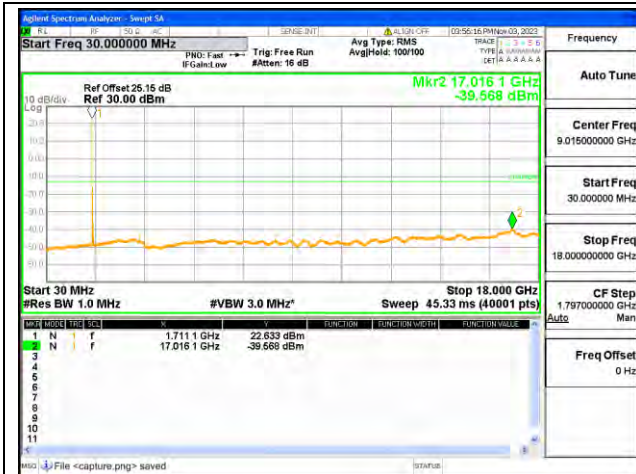
B66 / 10MHz / Low CH / QPSK



B66 / 10MHz / Mid CH / QPSK



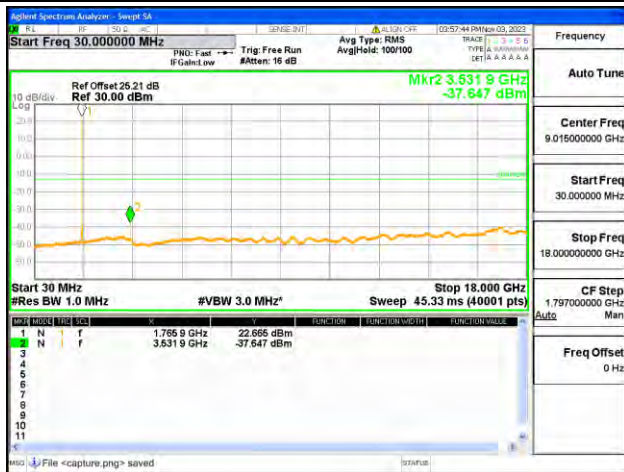
B66 / 10MHz / High CH / QPSK



B66 / 15MHz / Low CH / QPSK



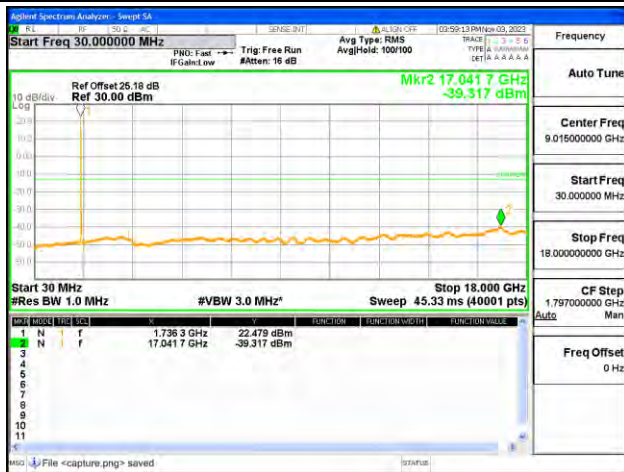
B66 / 15MHz / Mid CH / QPSK



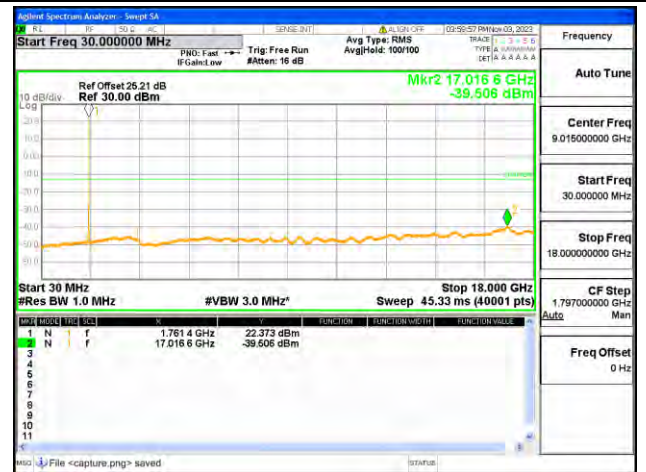
B66 / 15MHz / High CH / QPSK



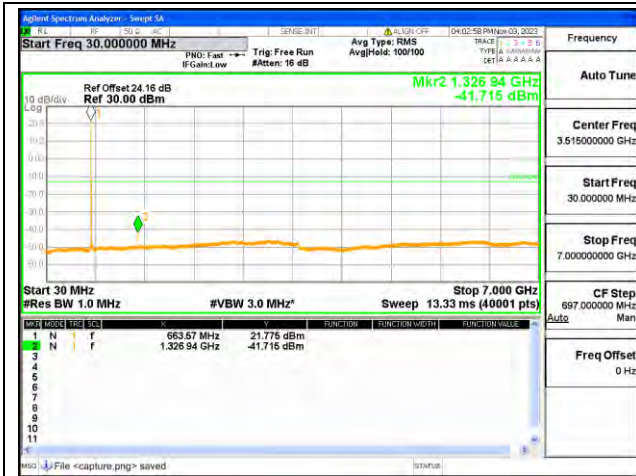
B66 / 20MHz / Low CH / QPSK



B66 / 20MHz / Mid CH / QPSK



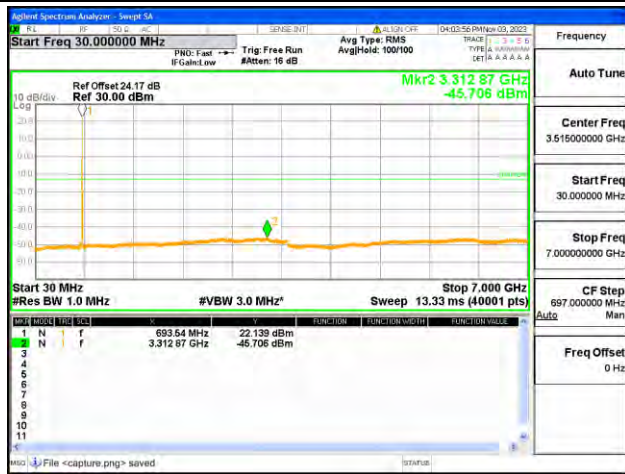
B66 / 20MHz / High CH / QPSK



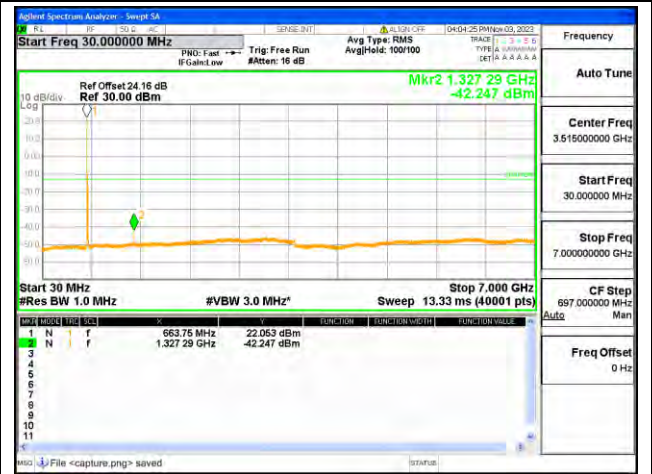
B71 / 5MHz / Low CH / QPSK



B71 / 5MHz / Mid CH / QPSK



B71 / 5MHz / High CH / QPSK



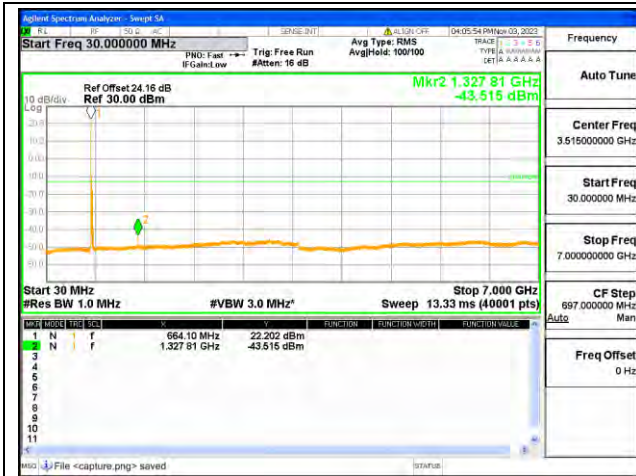
B71 / 10MHz / Low CH / QPSK



B71 / 10MHz / Mid CH / QPSK



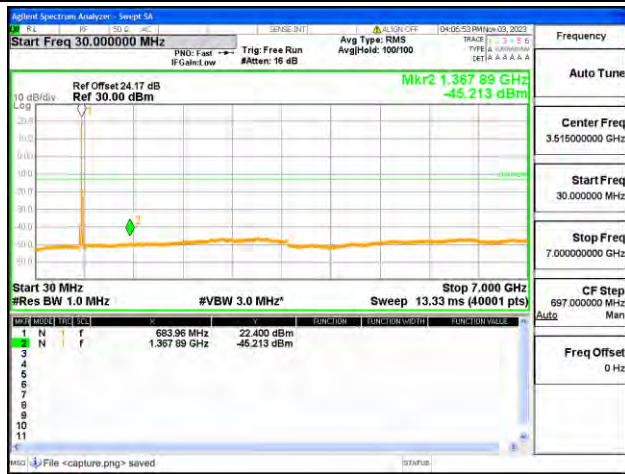
B71 / 10MHz / High CH / QPSK



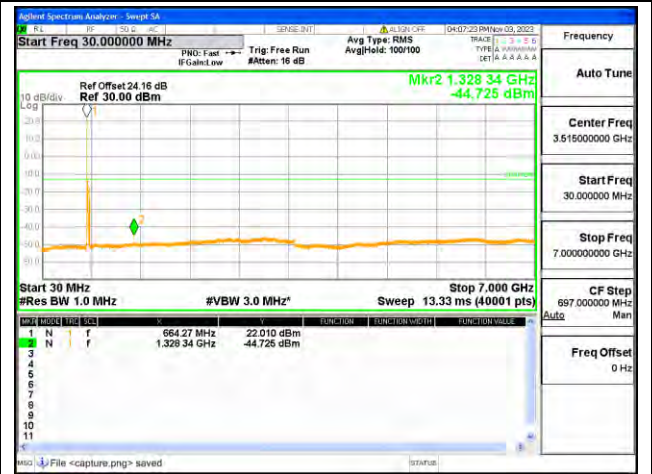
B71 / 15MHz / Low CH / QPSK



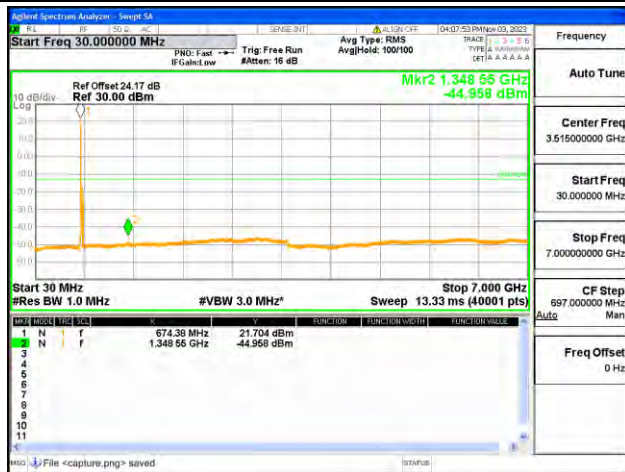
B71 / 15MHz / Mid CH / QPSK



B71 / 15MHz / High CH / QPSK



B71 / 20MHz / Low CH / QPSK



B71 / 20MHz / Mid CH / QPSK



B71 / 20MHz / High CH / QPSK





## 2.6. Band Edge

### 2.6.1. Requirement

#### Band 2

According to FCC section 24.238(a), for operations in the 1850–1910MHz bands, the power of any emission outside of the authorized operating frequency ranges must be attenuated below the transmitting power (P) by a factor of at least  $43 + 10 \log(P)$  dB in a 1MHz bandwidth. However, in the 1 MHz bands immediately outside and adjacent to the licensee's frequency block, a resolution bandwidth of at least one percent of the emission bandwidth of the fundamental emission of the transmitter may be employed.

#### Band 4, 66

According to FCC section 27.53(h), for operations in the 1710–1755MHz bands, the power of any emission outside a licensee's frequency block shall be attenuated below the transmitter power (P) by at least  $43 + 10 \log_{10}(P)$  dB a 1MHz bandwidth. However, in the 1 MHz bands immediately outside and adjacent to the licensee's frequency block, a resolution bandwidth of at least one percent of the emission bandwidth of the fundamental emission of the transmitter may be employed.

#### Band 5

According to FCC section 22.917(a), for operations in the 824–849MHz bands, the power of any emission outside of the authorized operating frequency ranges must be attenuated below the transmitting power (P) by a factor of at least  $43 + 10 \log(P)$  dB in a 100kHz bandwidth. However, in the 1 MHz bands immediately outside and adjacent to the licensee's frequency block, a resolution bandwidth of at least one percent of the emission bandwidth of the fundamental emission of the transmitter may be employed.

#### Band 7, 38

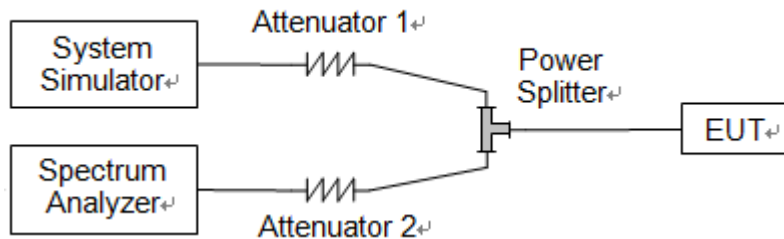
According to FCC section 27.53(m) (4), for mobile digital stations, the attenuation factor shall be not less than  $40 + 10 \log(P)$  dB on all frequencies between the channel edge and 5 megahertz from the channel edge,  $43 + 10 \log(P)$  dB on all frequencies between 5 megahertz and X megahertz from the channel edge, and  $55 + 10 \log(P)$  dB on all frequencies more than X megahertz from the channel edge, where X is the greater of 6 megahertz or the actual emission bandwidth as defined in paragraph (m)(6) of this section. In addition, the attenuation factor shall not be less that  $43 + 10 \log(P)$  dB on all frequencies between 2490.5 MHz and 2496 MHz and  $55 + 10 \log(P)$  dB at or below 2490.5 MHz. Mobile Satellite Service licensees operating on frequencies below 2495 MHz may also submit a documented interference complaint against BRS licensees operating on channel BRS Channel 1 on the same terms and conditions as adjacent channel BRS

or EBS licensees.

Band 12, 17, 71

For operations in the 600 MHz band and the 698-746 MHz band, the power of any emission outside a licensee's frequency band(s) of operation shall be attenuated below the transmitter power (P) within the licensed band(s) of operation, measured in watts, by at least  $43 + 10 \log (P)$  dB. Compliance with this provision is based on the use of measurement instrumentation employing a resolution bandwidth of 100 kilohertz or greater. However, in the 100 kilohertz bands immediately outside and adjacent to a licensee's frequency block, a resolution bandwidth of at least 30 kHz may be employed.

### 2.6.2. Description



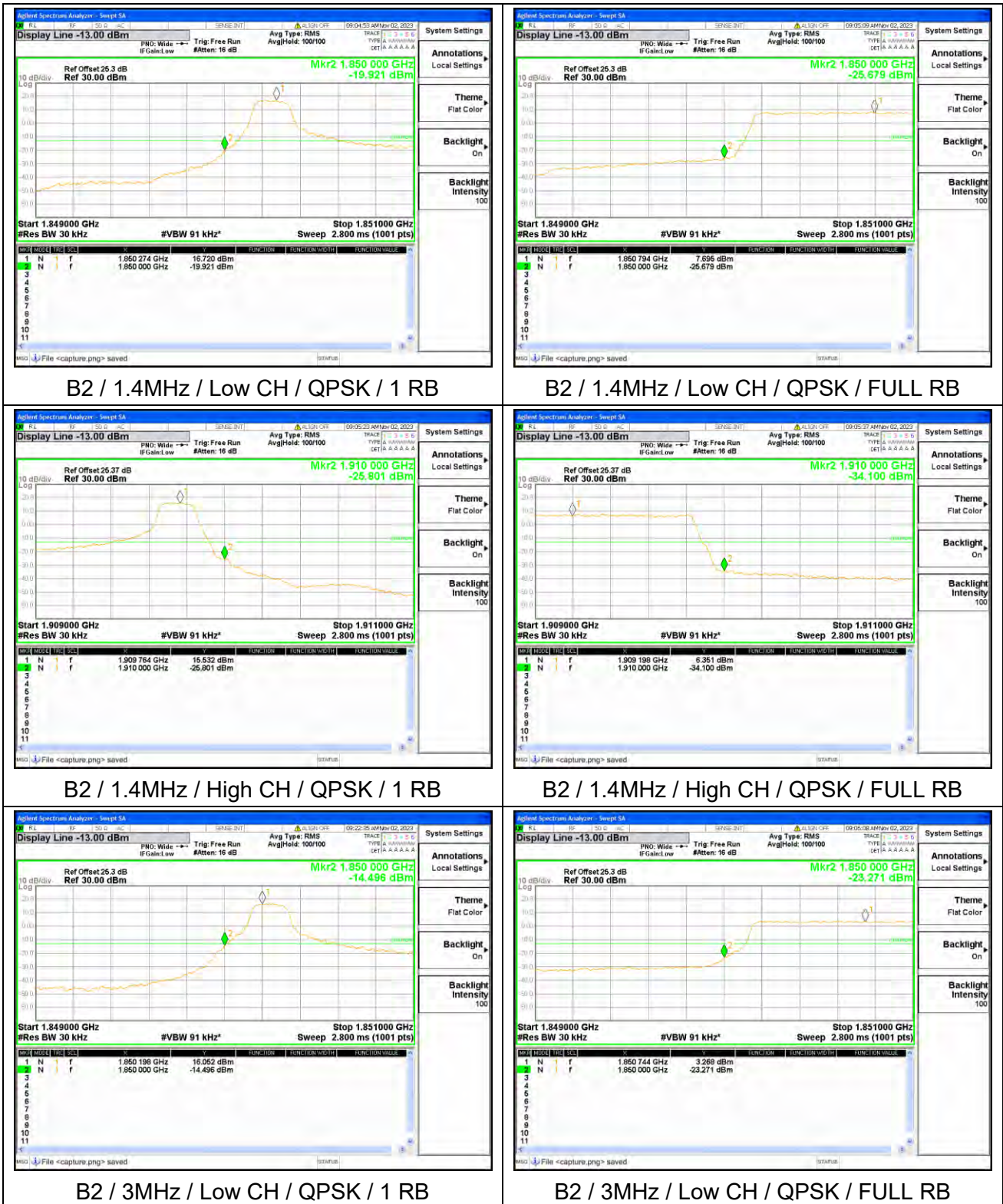
The EUT is coupled to the Spectrum Analyzer (SA) and the System Simulator (SS) with Attenuators through the Power Splitter; the RF load attached to the EUT antenna terminal is 50Ohm; the path loss as the factor is calibrated to correct the reading. The EUT is commanded by the SS to operate at the maximum output power. A call is established between the EUT and the SS.

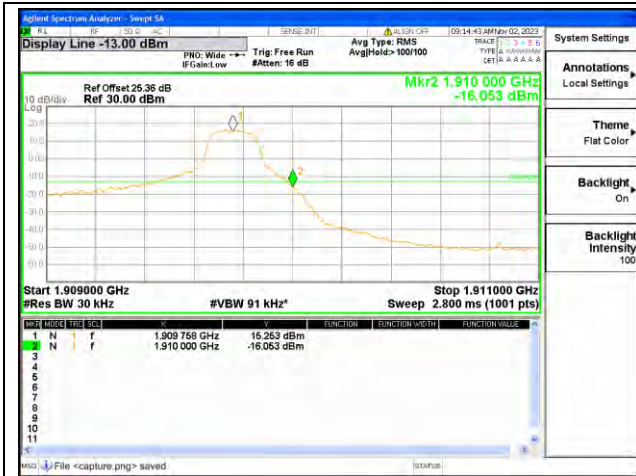
### 2.6.3. Test Procedure

KDB 971168 D01v03 Section 6.0 and ANSI/TIA-603-E-2016.



2.6.4. Test Result

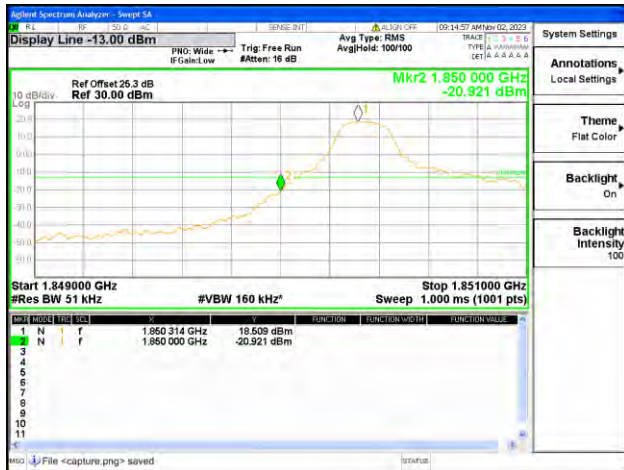




B2 / 3MHz / High CH / QPSK / 1 RB



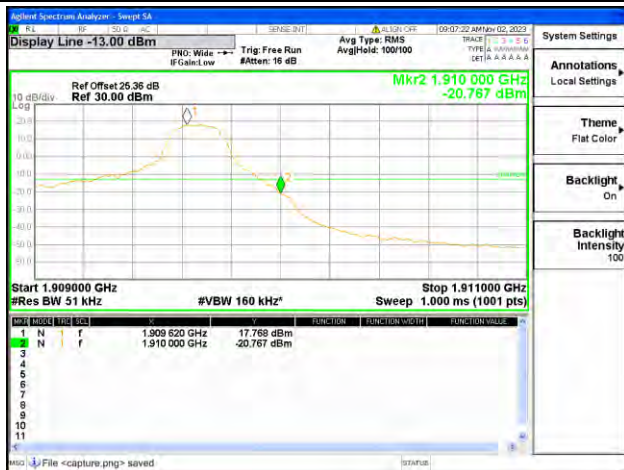
B2 / 3MHz / High CH / QPSK / FULL RB



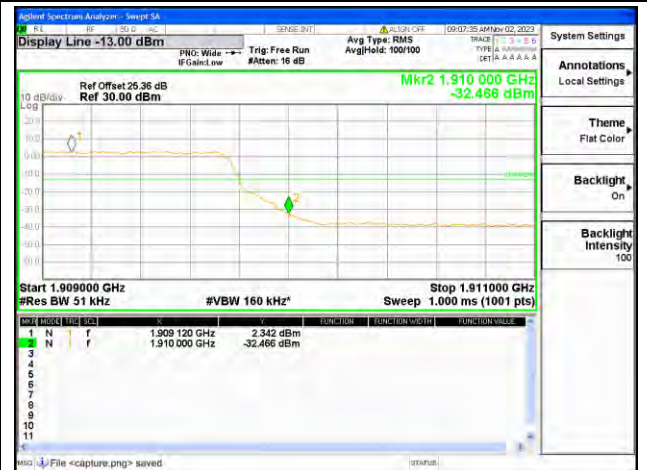
B2 / 5MHz / Low CH / QPSK / 1 RB



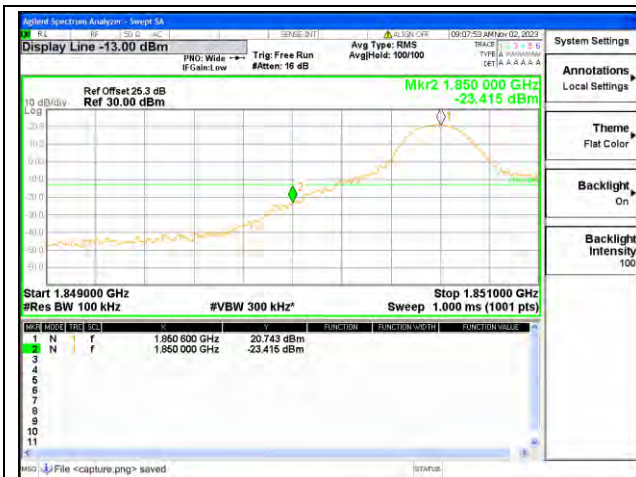
B2 / 5MHz / Low CH / QPSK / FULL RB



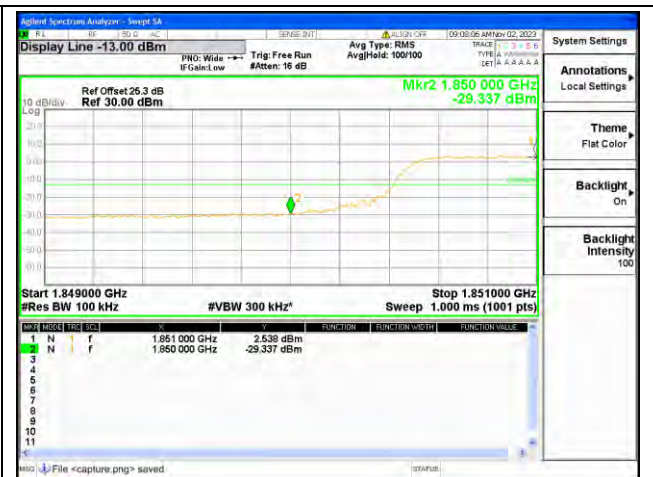
B2 / 5MHz / High CH / QPSK / 1 RB



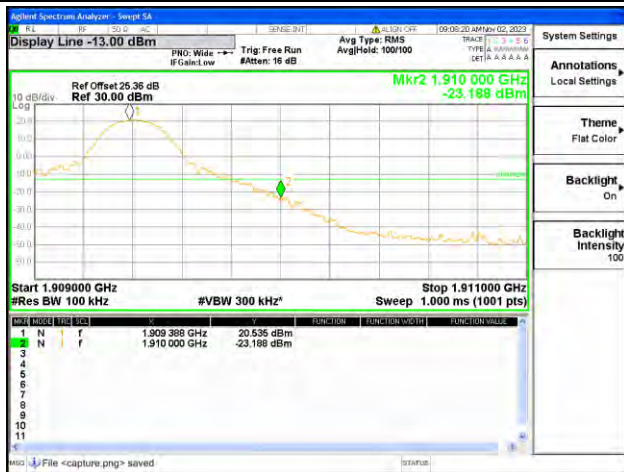
B2 / 5MHz / High CH / QPSK / FULL RB



B2 / 10MHz / Low CH / QPSK / 1 RB



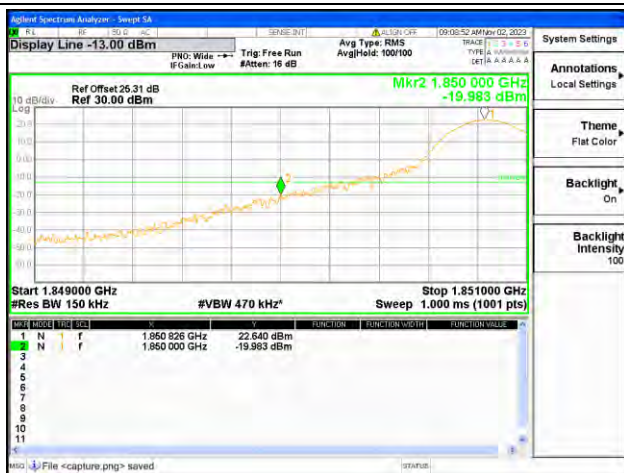
B2 / 10MHz / Low CH / QPSK / FULL RB



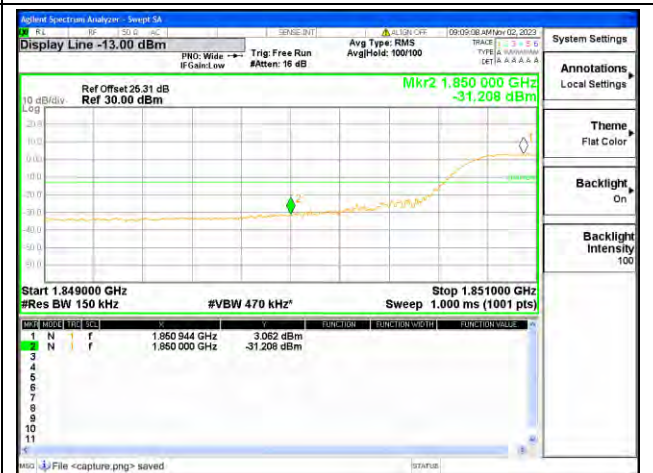
B2 / 10MHz / High CH / QPSK / 1 RB



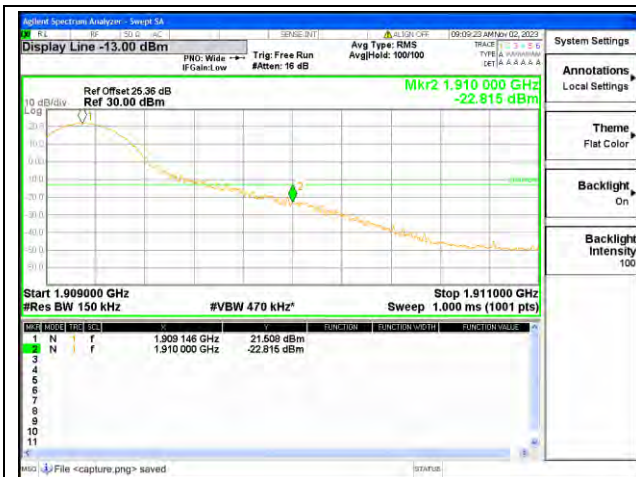
B2 / 10MHz / High CH / QPSK / FULL RB



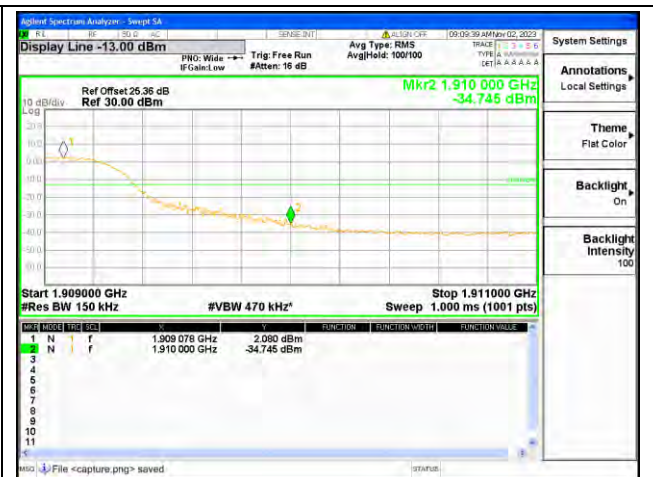
B2 / 15MHz / Low CH / QPSK / 1 RB



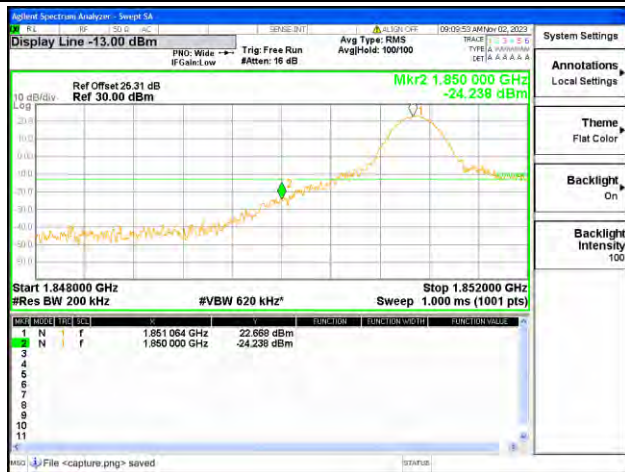
B2 / 15MHz / Low CH / QPSK / FULL RB



B2 / 15MHz / High CH / QPSK / 1 RB



B2 / 15MHz / High CH / QPSK / FULL RB



B2 / 20MHz / Low CH / QPSK / 1 RB



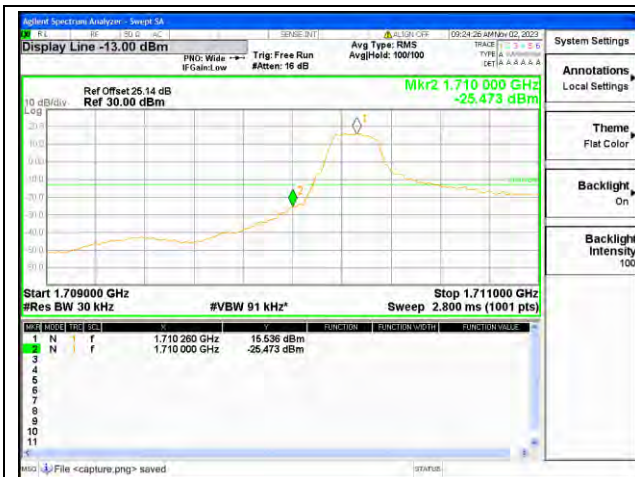
B2 / 20MHz / Low CH / QPSK / FULL RB



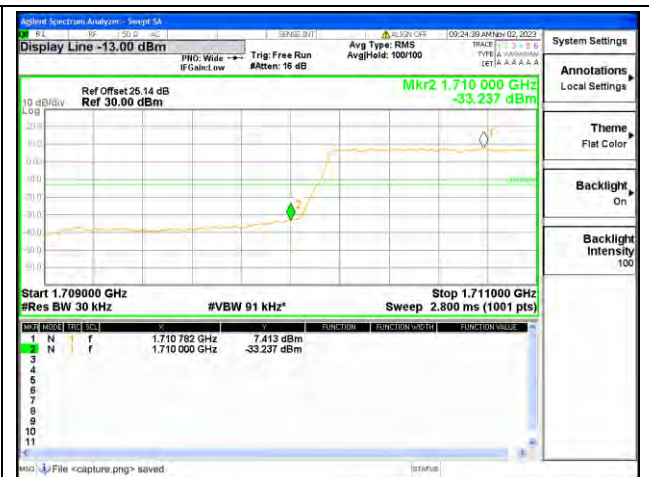
B2 / 20MHz / High CH / QPSK / 1 RB



B2 / 20MHz / High CH / QPSK / FULL RB



B4 / 1.4MHz / Low CH / QPSK / 1 RB



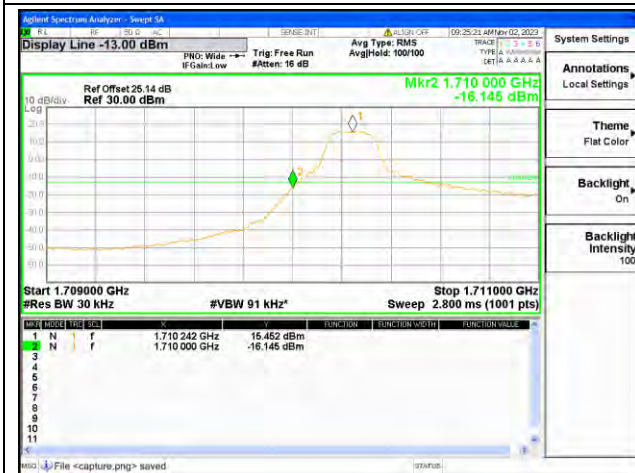
B4 / 1.4MHz / Low CH / QPSK / FULL RB



B4 / 1.4MHz / High CH / QPSK / 1 RB



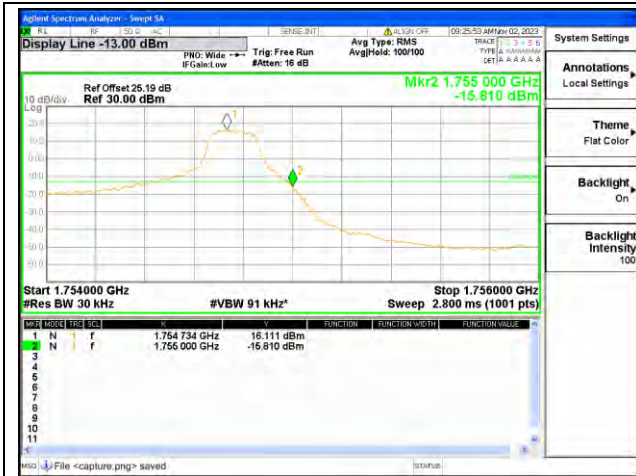
B4 / 1.4MHz / High CH / QPSK / FULL RB



B4 / 3MHz / Low CH / QPSK / 1 RB



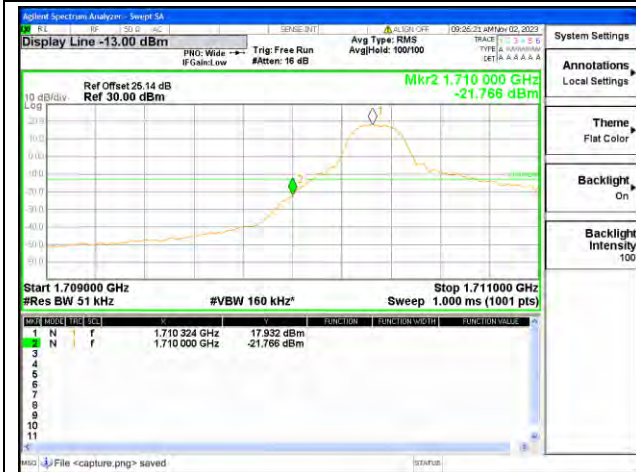
B4 / 3MHz / Low CH / QPSK / FULL RB



B4 / 3MHz / High CH / QPSK / 1 RB



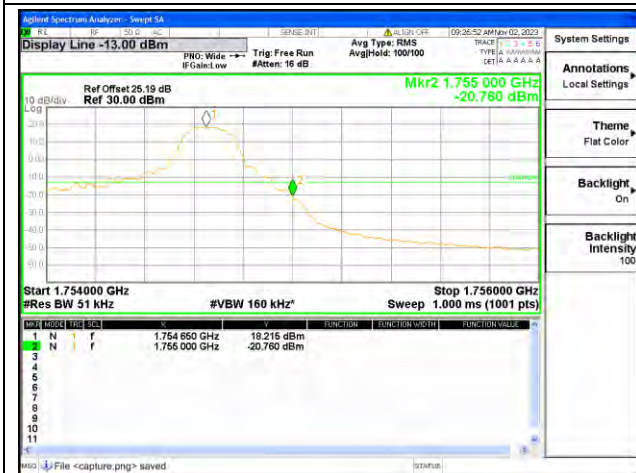
B4 / 3MHz / High CH / QPSK / FULL RB



B4 / 5MHz / Low CH / QPSK / 1 RB



B4 / 5MHz / Low CH / QPSK / FULL RB

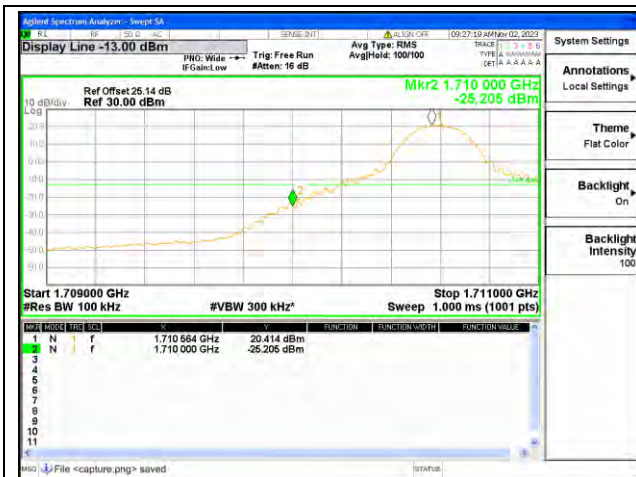


B4 / 5MHz / High CH / QPSK / 1 RB

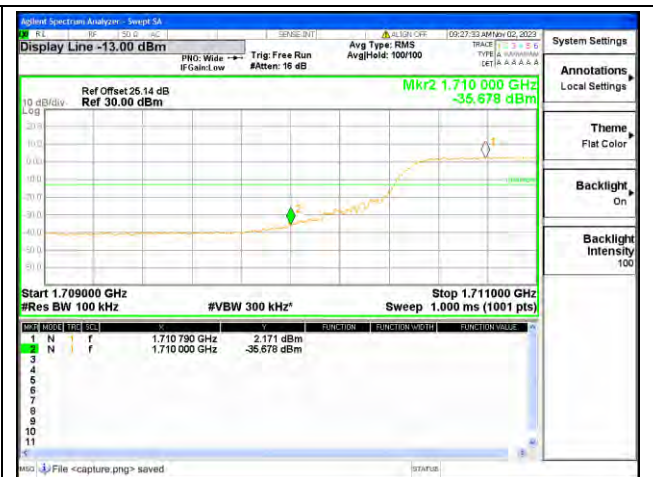


B4 / 5MHz / High CH / QPSK / FULL RB

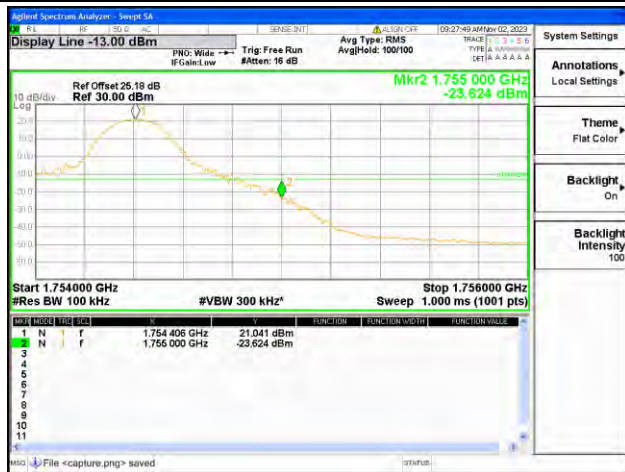




B4 / 10MHz / Low CH / QPSK / 1 RB



B4 / 10MHz / Low CH / QPSK / FULL RB



B4 / 10MHz / High CH / QPSK / 1 RB



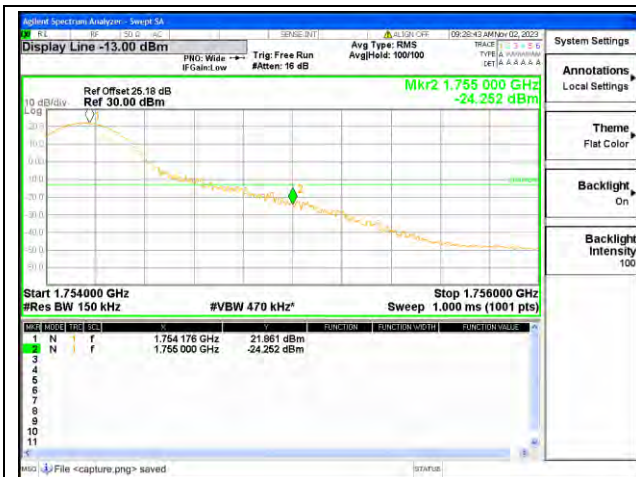
B4 / 10MHz / High CH / QPSK / FULL RB



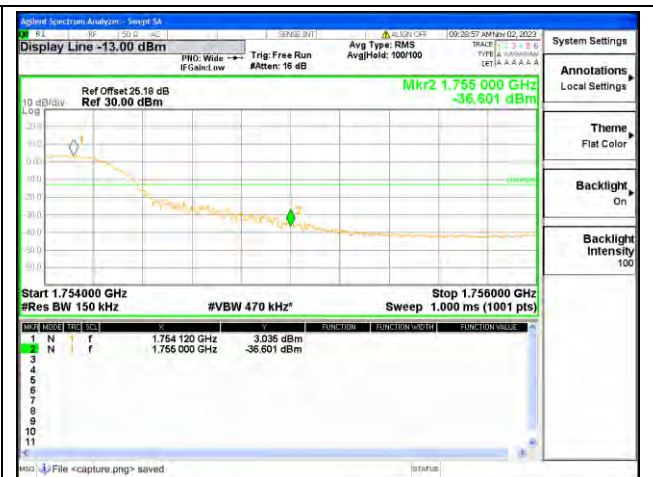
B4 / 15MHz / Low CH / QPSK / 1 RB



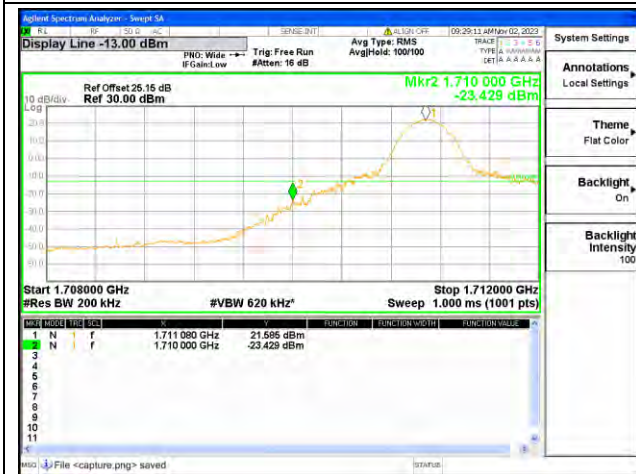
B4 / 15MHz / Low CH / QPSK / FULL RB



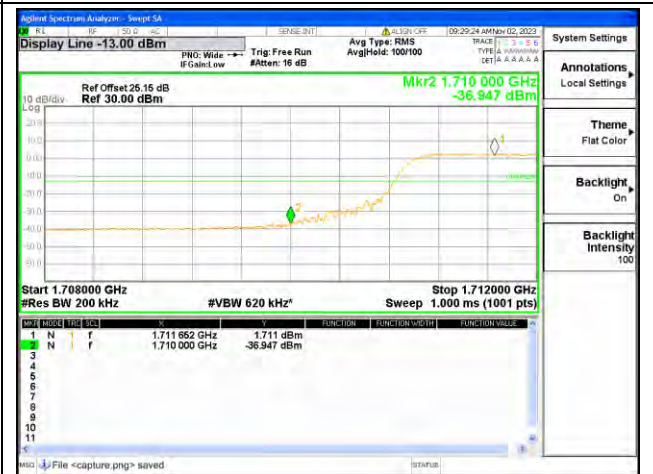
B4 / 15MHz / High CH / QPSK / 1 RB



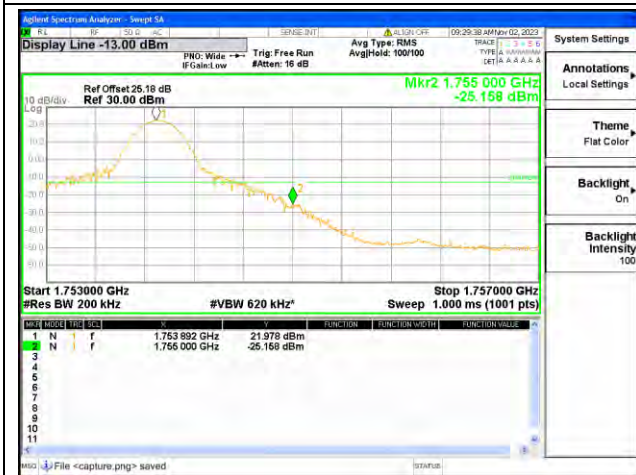
B4 / 15MHz / High CH / QPSK / FULL RB



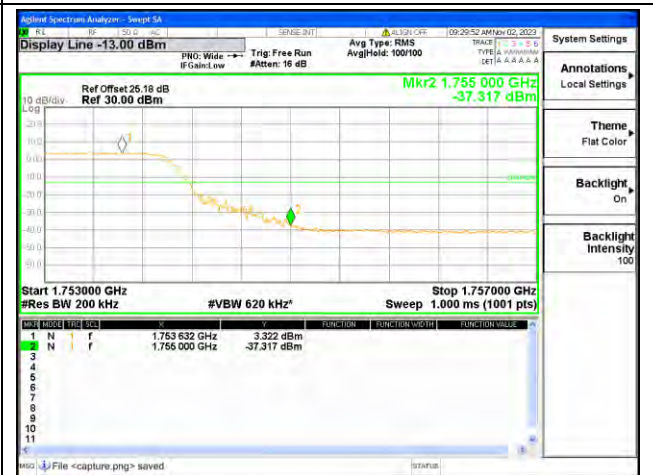
B4 / 20MHz / Low CH / QPSK / 1 RB



B4 / 20MHz / Low CH / QPSK / FULL RB



B4 / 20MHz / High CH / QPSK / 1 RB



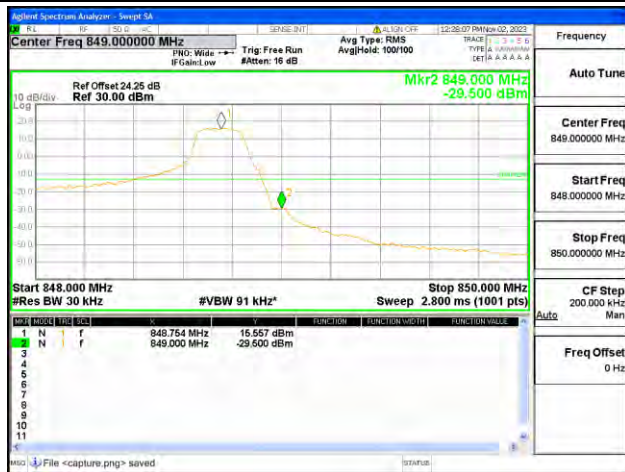
B4 / 20MHz / High CH / QPSK / FULL RB



B5 / 1.4MHz / Low CH / QPSK / 1 RB



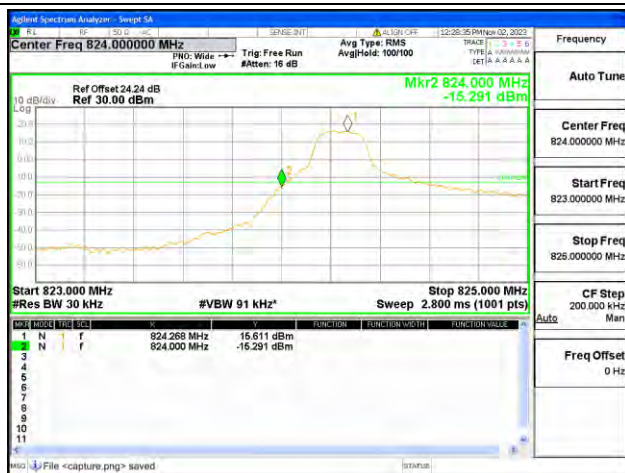
B5 / 1.4MHz / Low CH / QPSK / FULL RB



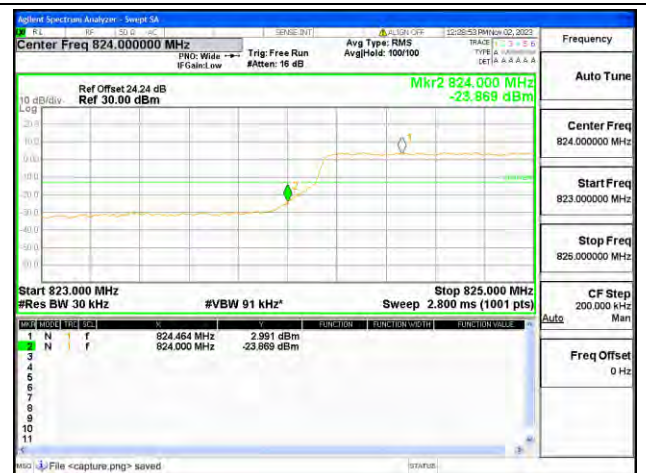
B5 / 1.4MHz / High CH / QPSK / 1 RB



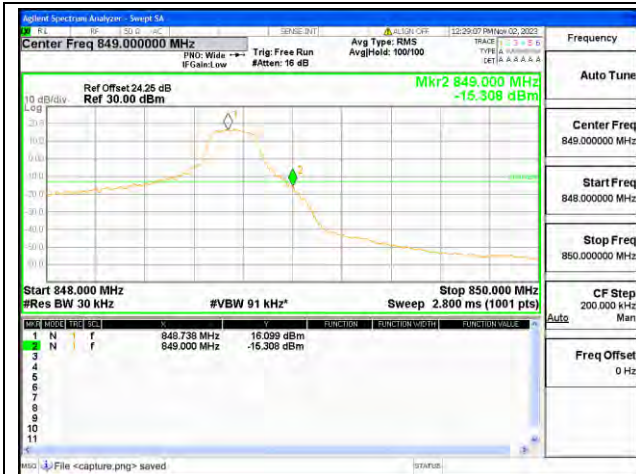
B5 / 1.4MHz / High CH / QPSK / FULL RB



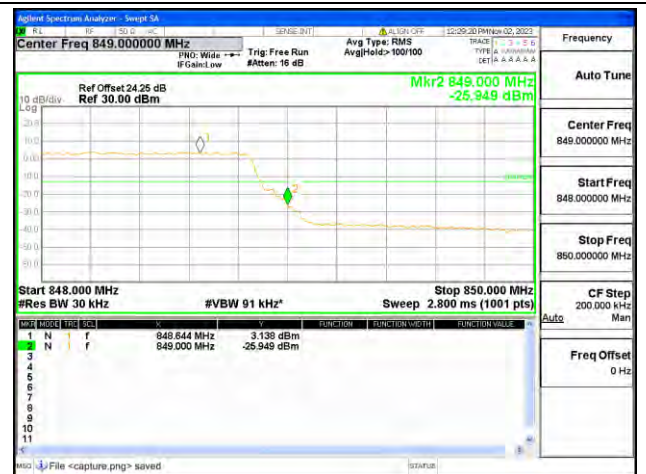
B5 / 3MHz / Low CH / QPSK / 1 RB



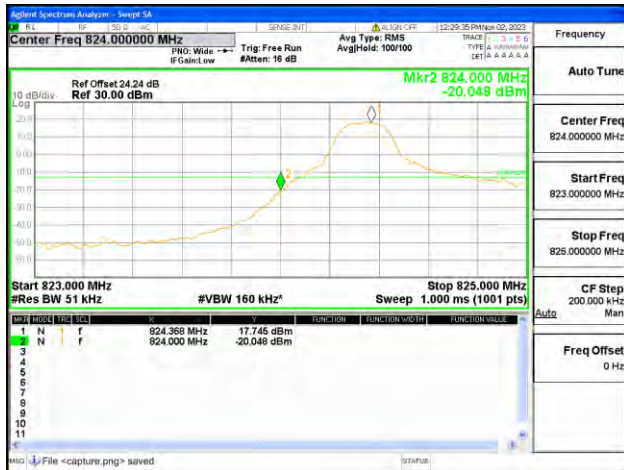
B5 / 3MHz / Low CH / QPSK / FULL RB



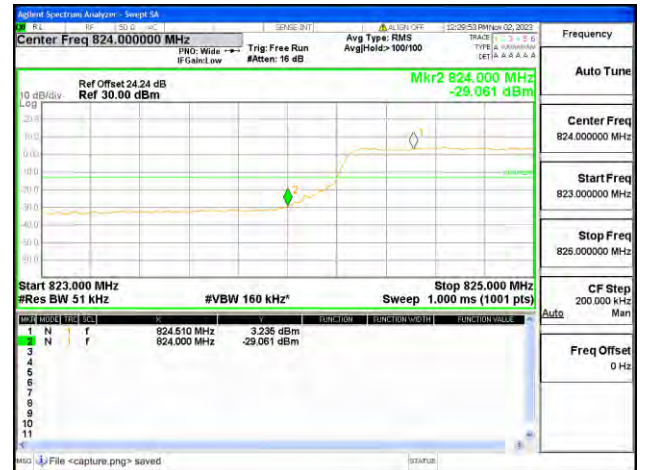
B5 / 3MHz / High CH / QPSK / 1 RB



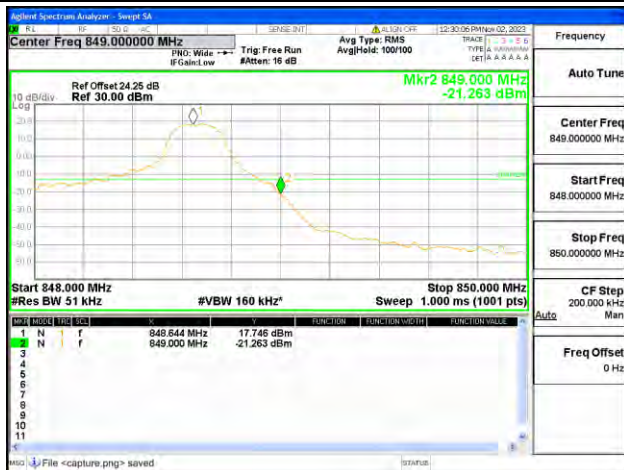
B5 / 3MHz / High CH / QPSK / FULL RB



B5 / 5MHz / Low CH / QPSK / 1 RB



B5 / 5MHz / Low CH / QPSK / FULL RB



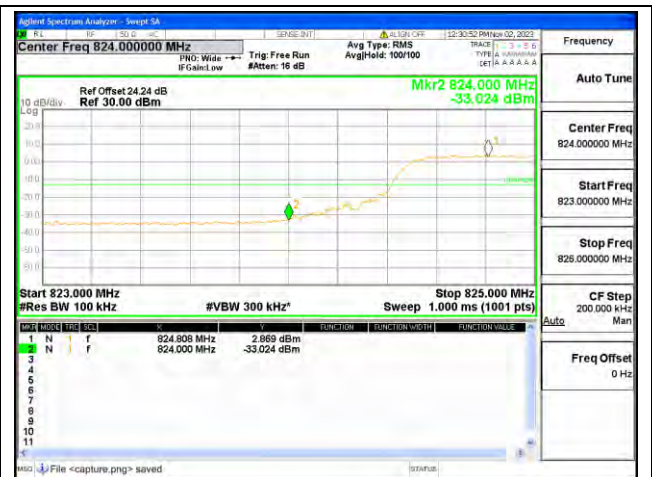
B5 / 5MHz / High CH / QPSK / 1 RB



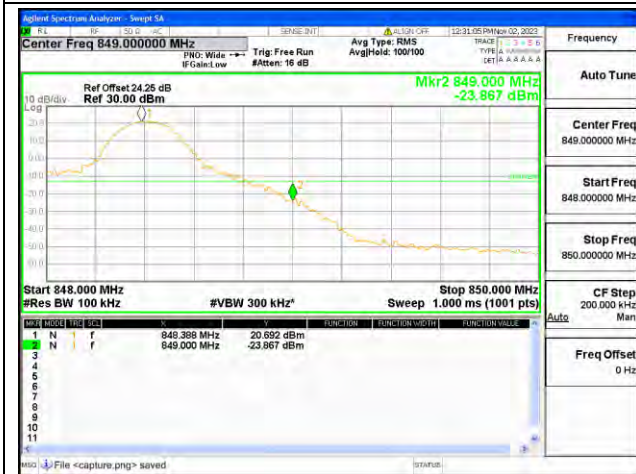
B5 / 5MHz / High CH / QPSK / FULL RB



B5 / 10MHz / Low CH / QPSK / 1 RB



B5 / 10MHz / Low CH / QPSK / FULL RB



B5 / 10MHz / High CH / QPSK / 1 RB



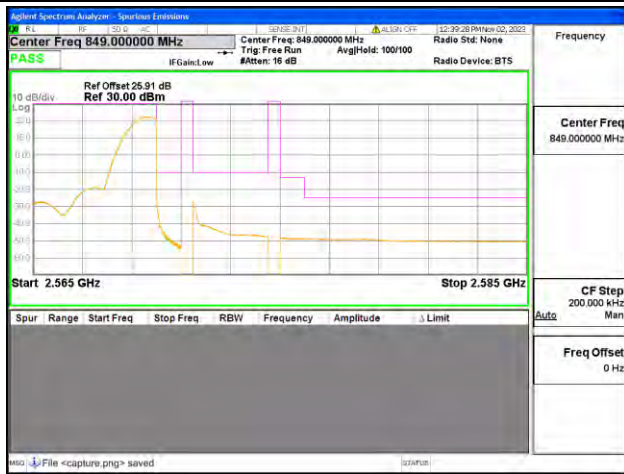
B5 / 10MHz / High CH / QPSK / FULL RB



B7 / 5MHz / Low CH / QPSK / 1 RB



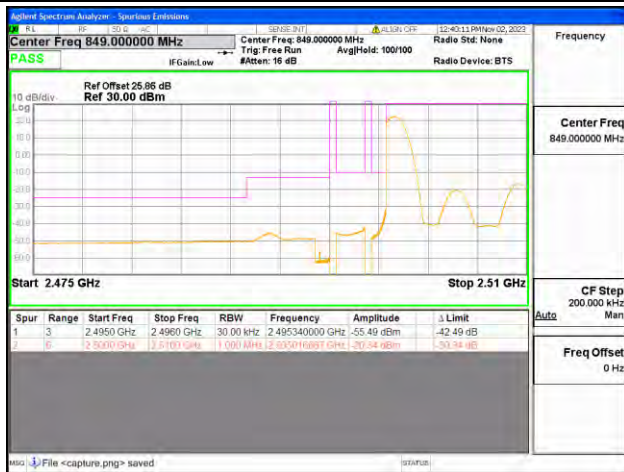
B7 / 5MHz / Low CH / QPSK / FULL RB



B7 / 5MHz / High CH / QPSK / 1 RB



B7 / 5MHz / High CH / QPSK / FULL RB



B7 / 10MHz / Low CH / QPSK / 1 RB



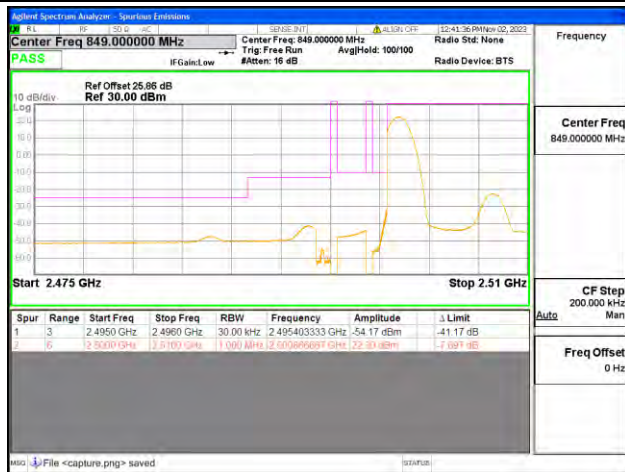
B7 / 10MHz / Low CH / QPSK / FULL RB



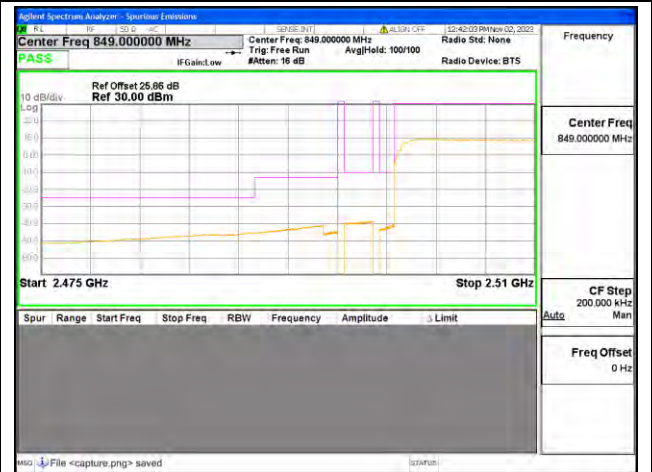
B7 / 10MHz / High CH / QPSK / 1 RB



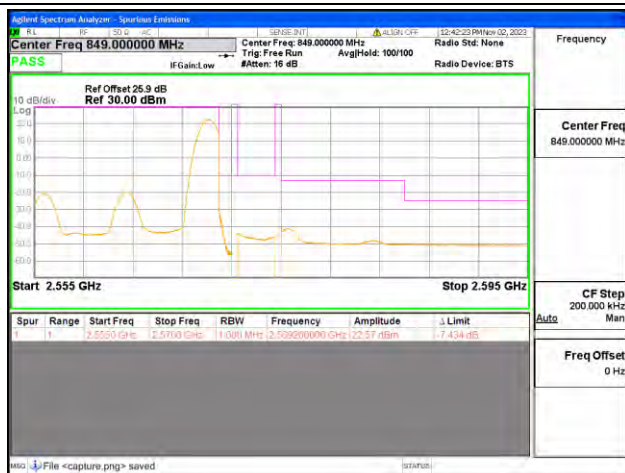
B7 / 10MHz / High CH / QPSK / FULL RB



B7 / 15MHz / Low CH / QPSK / 1 RB



B7 / 15MHz / Low CH / QPSK / FULL RB



B7 / 15MHz / High CH / QPSK / 1 RB



B7 / 15MHz / High CH / QPSK / FULL RB



B7 / 20MHz / Low CH / QPSK / 1 RB



B7 / 20MHz / Low CH / QPSK / FULL RB

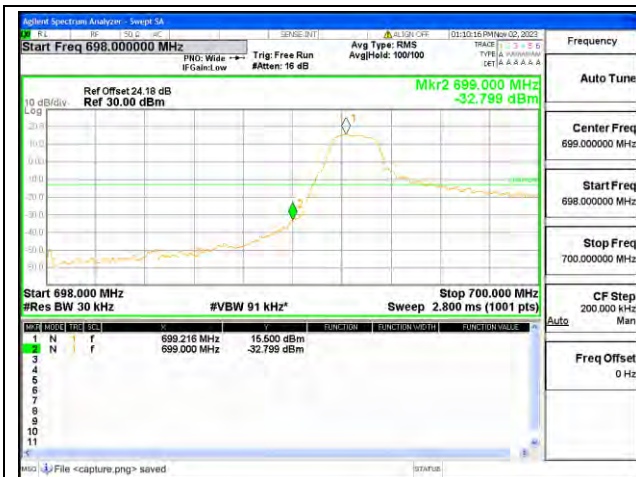


B7 / 20MHz / High CH / QPSK / 1 RB

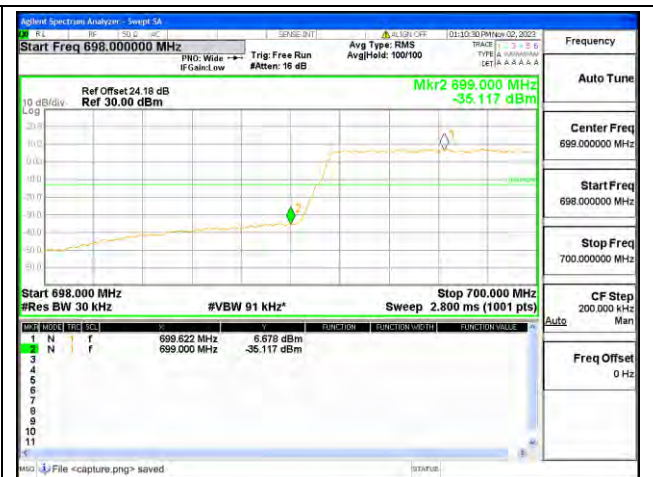


B7 / 20MHz / High CH / QPSK / FULL RB

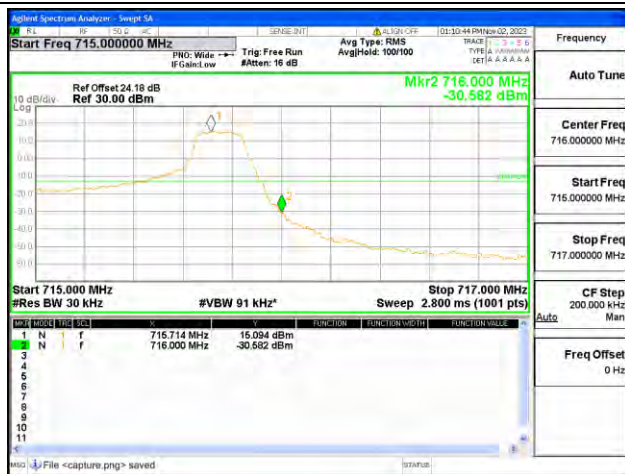




B12 / 1.4MHz / Low CH / QPSK / 1 RB



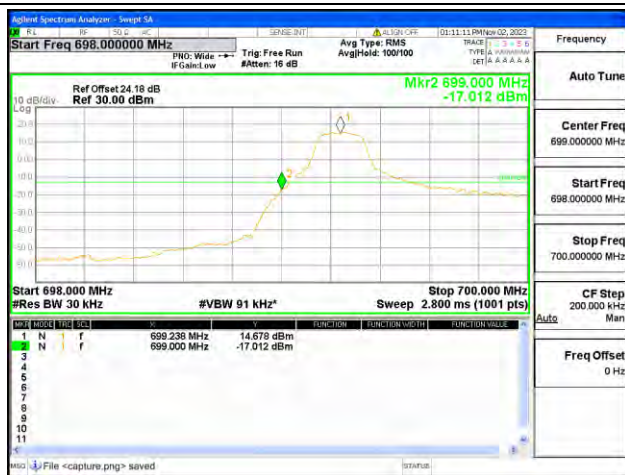
B12 / 1.4MHz / Low CH / QPSK / FULL RB



B12 / 1.4MHz / High CH / QPSK / 1 RB



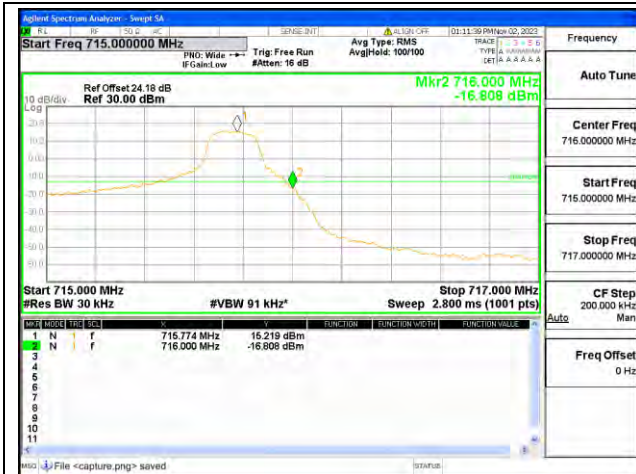
B12 / 1.4MHz / High CH / QPSK / FULL RB



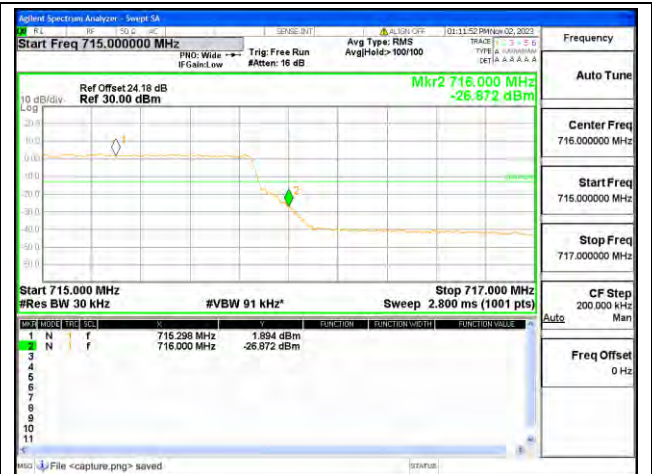
B12 / 3MHz / Low CH / QPSK / 1 RB



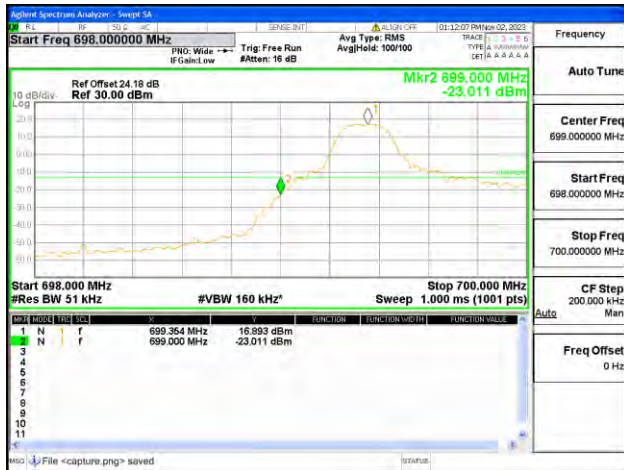
B12 / 3MHz / Low CH / QPSK / FULL RB



B12 / 3MHz / High CH / QPSK / 1 RB



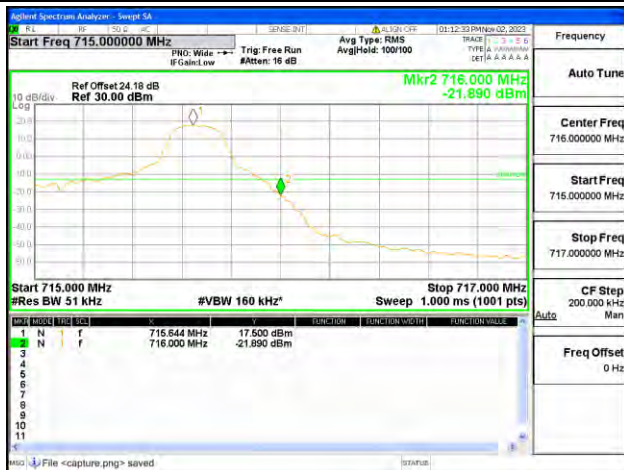
B12 / 3MHz / High CH / QPSK / FULL RB



B12 / 5MHz / Low CH / QPSK / 1 RB



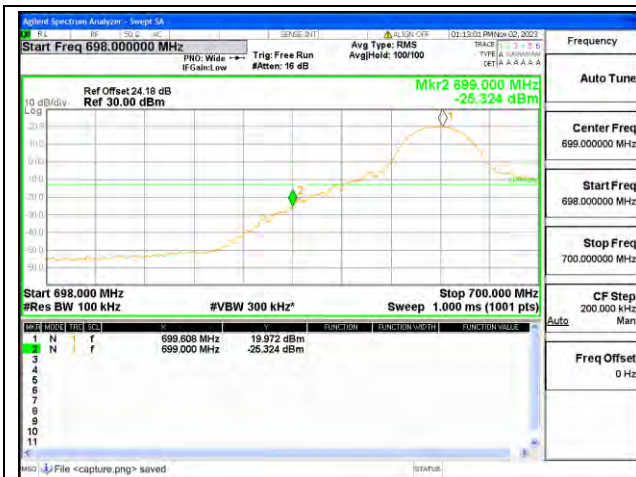
B12 / 5MHz / Low CH / QPSK / FULL RB



B12 / 5MHz / High CH / QPSK / 1 RB



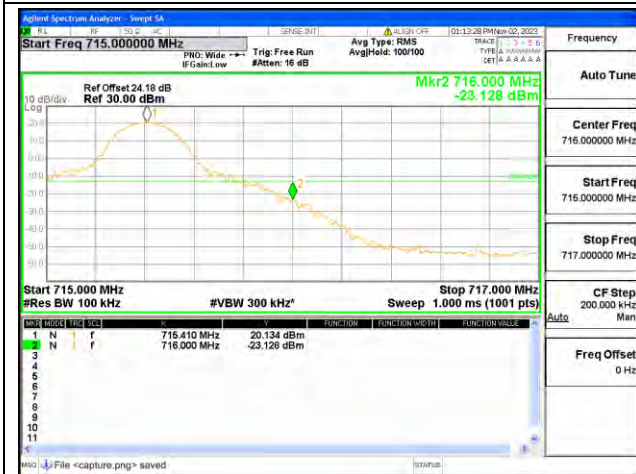
B12 / 5MHz / High CH / QPSK / FULL RB



B12 / 10MHz / Low CH / QPSK / 1 RB



B12 / 10MHz / Low CH / QPSK / FULL RB



B12 / 10MHz / High CH / QPSK / 1 RB



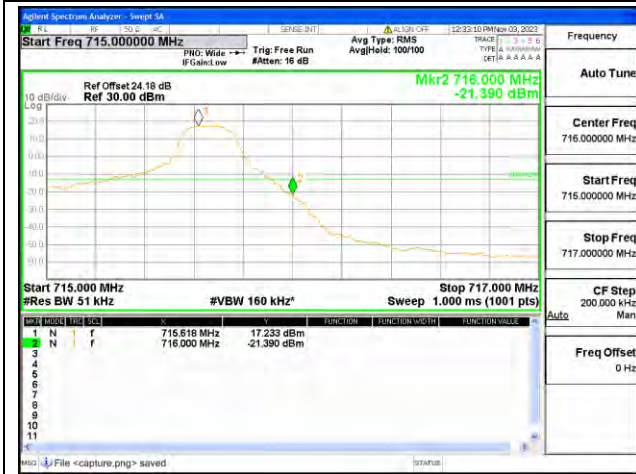
B12 / 10MHz / High CH / QPSK / FULL RB



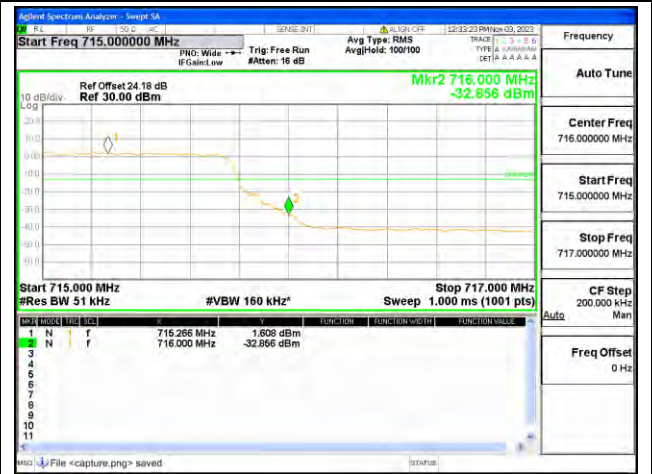
B17 / 5MHz / Low CH / QPSK / 1 RB



B17 / 5MHz / Low CH / QPSK / FULL RB



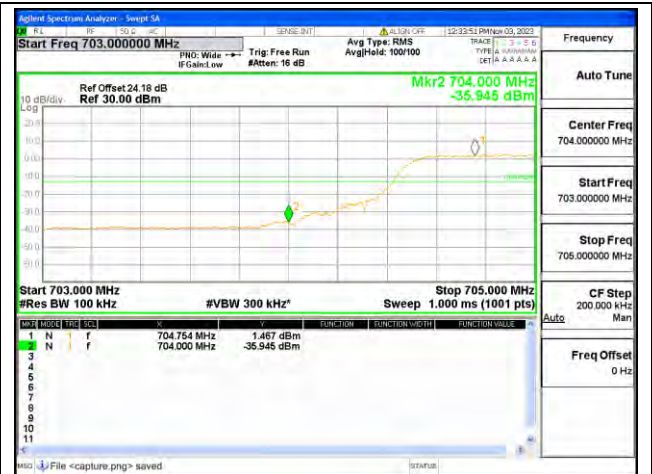
B17 / 5MHz / High CH / QPSK / 1 RB



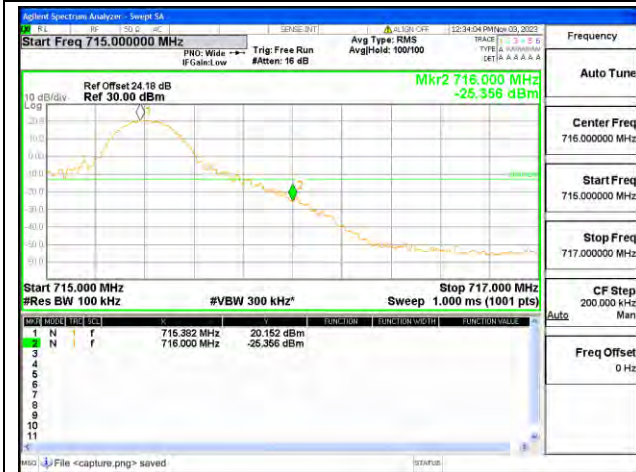
B17 / 5MHz / High CH / QPSK / FULL RB



B17 / 10MHz / Low CH / QPSK / 1 RB



B17 / 10MHz / Low CH / QPSK / FULL RB



B17 / 10MHz / High CH / QPSK / 1 RB



B17 / 10MHz / High CH / QPSK / FULL RB



B38 / 5MHz / Low CH / QPSK / 1 RB



B38 / 5MHz / Low CH / QPSK / FULL RB



B38 / 5MHz / High CH / QPSK / 1 RB



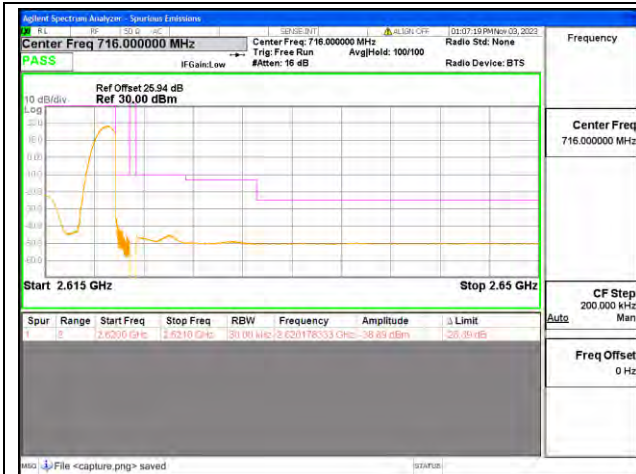
B38 / 5MHz / High CH / QPSK / FULL RB



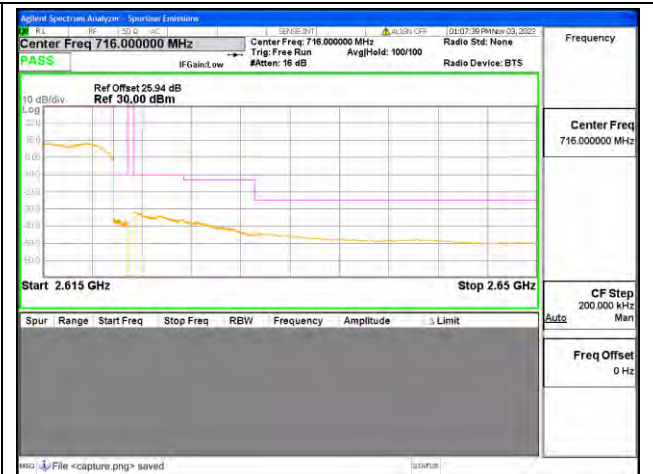
B38 / 10MHz / Low CH / QPSK / 1 RB



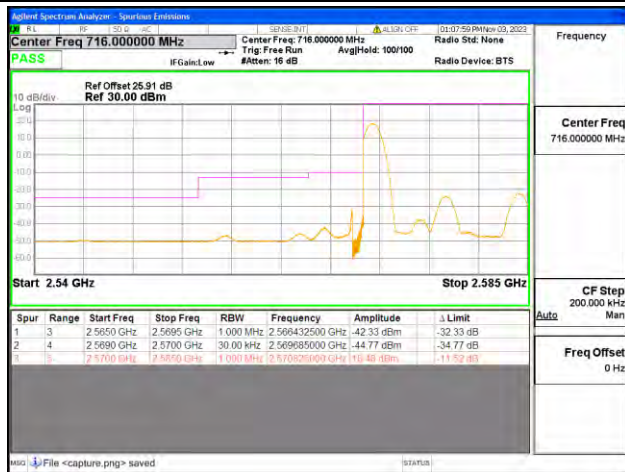
B38 / 10MHz / Low CH / QPSK / FULL RB



B38 / 10MHz / High CH / QPSK / 1 RB



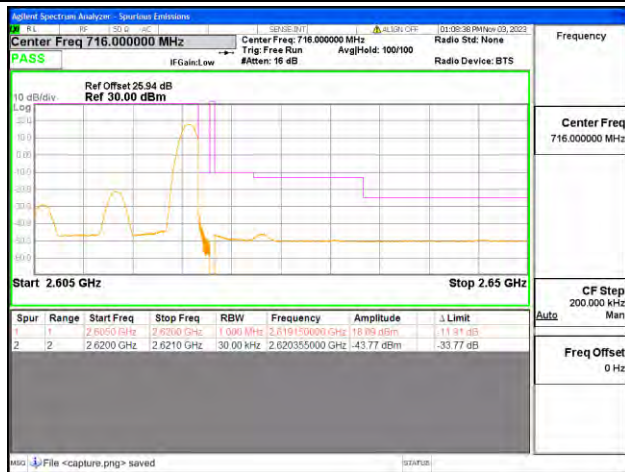
B38 / 10MHz / High CH / QPSK / FULL RB



B38 / 15MHz / Low CH / QPSK / 1 RB



B38 / 15MHz / Low CH / QPSK / FULL RB



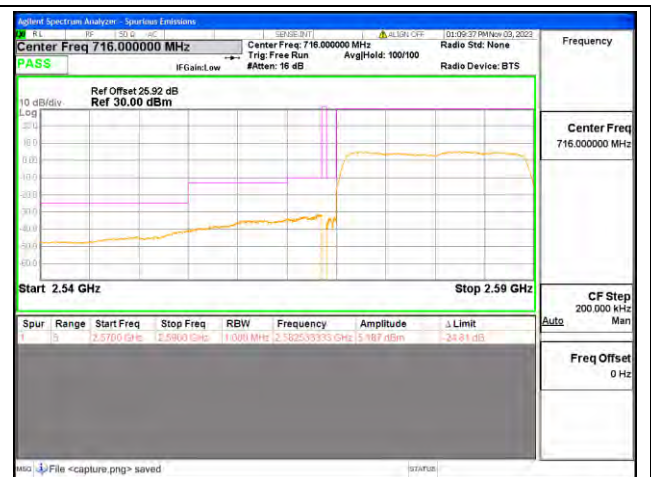
B38 / 15MHz / High CH / QPSK / 1 RB



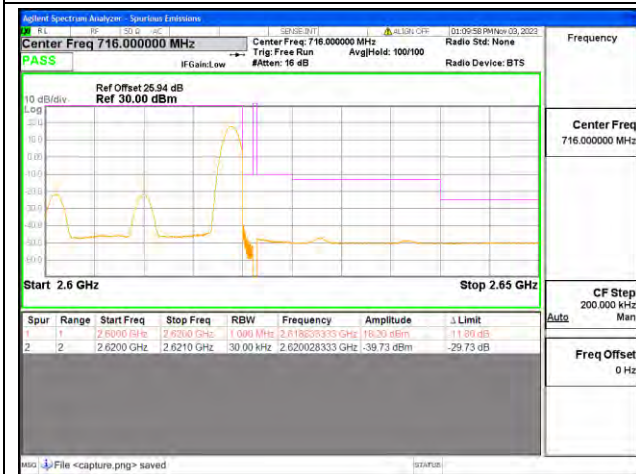
B38 / 15MHz / High CH / QPSK / FULL RB



B38 / 20MHz / Low CH / QPSK / 1 RB



B38 / 20MHz / Low CH / QPSK / FULL RB

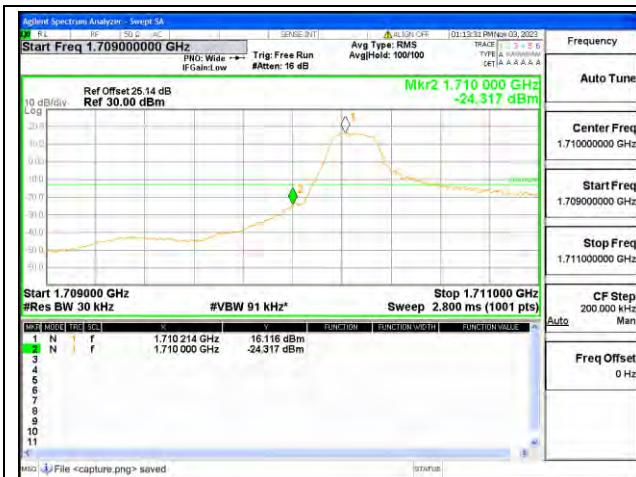


B38 / 20MHz / High CH / QPSK / 1 RB



B38 / 20MHz / High CH / QPSK / FULL RB

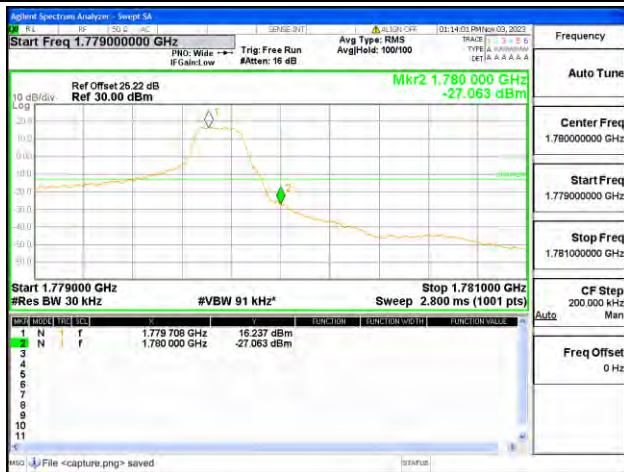




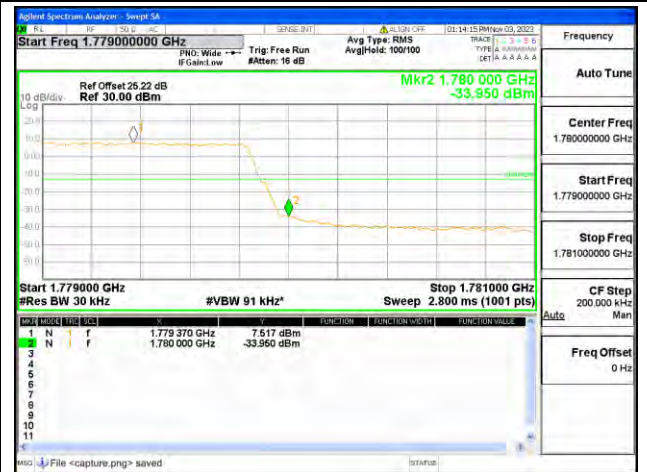
B66 / 1.4MHz / Low CH / QPSK / 1 RB



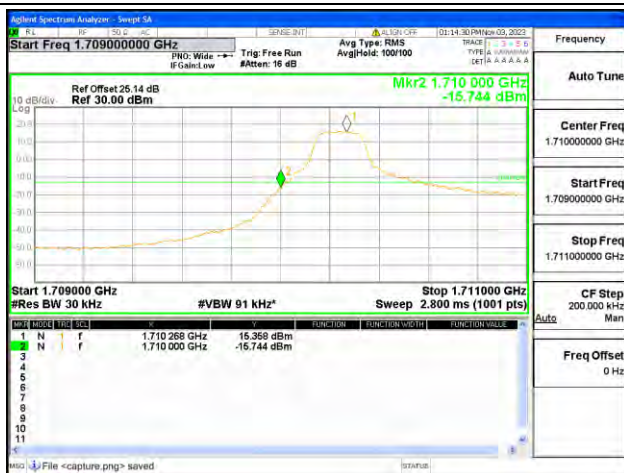
B66 / 1.4MHz / Low CH / QPSK / FULL RB



B66 / 1.4MHz / High CH / QPSK / 1 RB



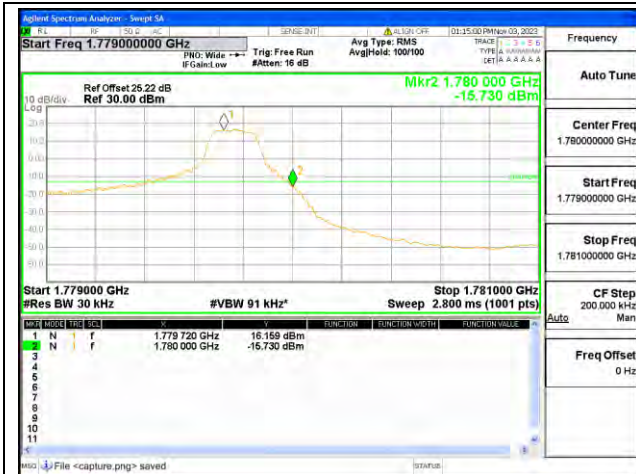
B66 / 1.4MHz / High CH / QPSK / FULL RB



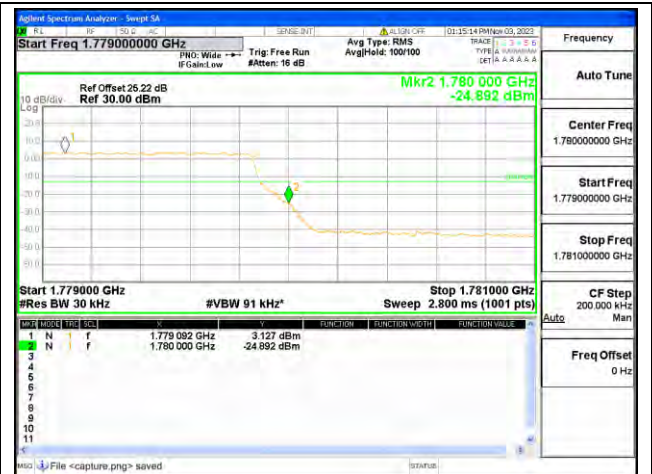
B66 / 3MHz / Low CH / QPSK / 1 RB



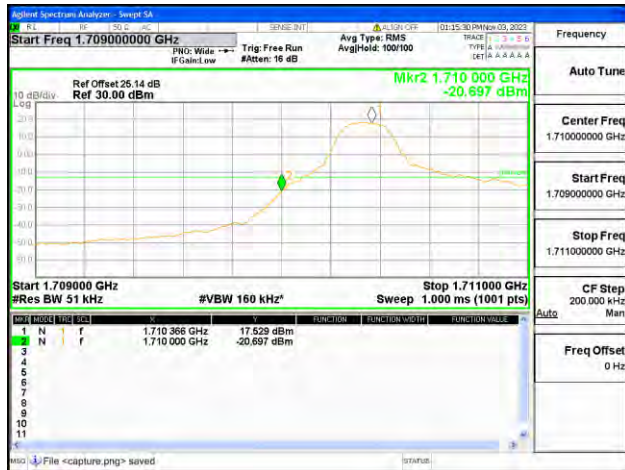
B66 / 3MHz / Low CH / QPSK / FULL RB



B66 / 3MHz / High CH / QPSK / 1 RB



B66 / 3MHz / High CH / QPSK / FULL RB



B66 / 5MHz / Low CH / QPSK / 1 RB



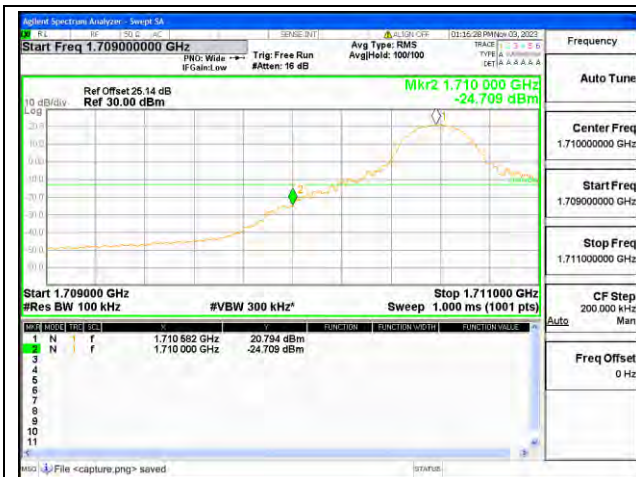
B66 / 5MHz / Low CH / QPSK / FULL RB



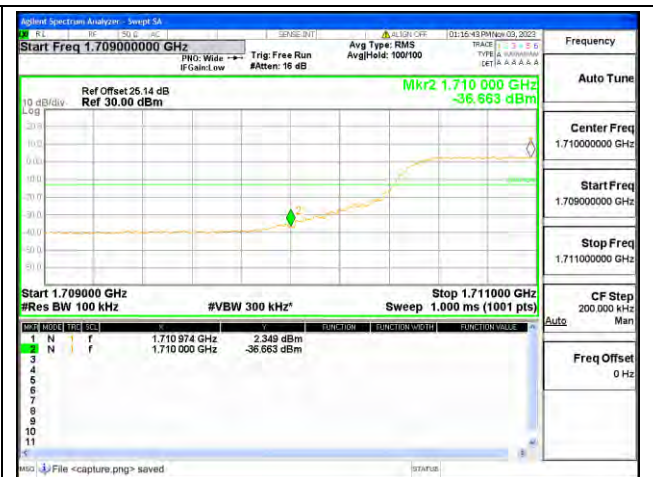
B66 / 5MHz / High CH / QPSK / 1 RB



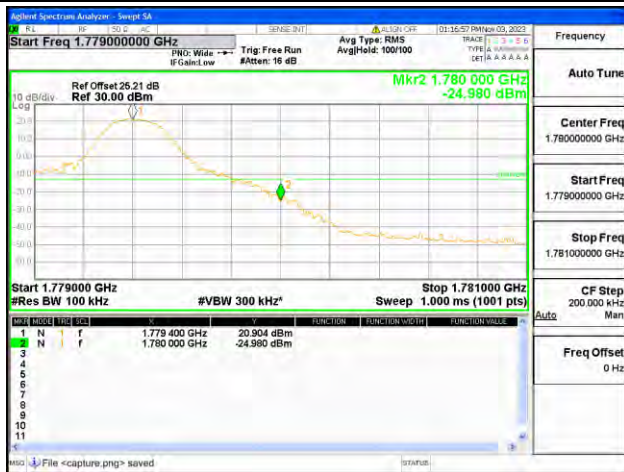
B66 / 5MHz / High CH / QPSK / FULL RB



B66 / 10MHz / Low CH / QPSK / 1 RB



B66 / 10MHz / Low CH / QPSK / FULL RB



B66 / 10MHz / High CH / QPSK / 1 RB



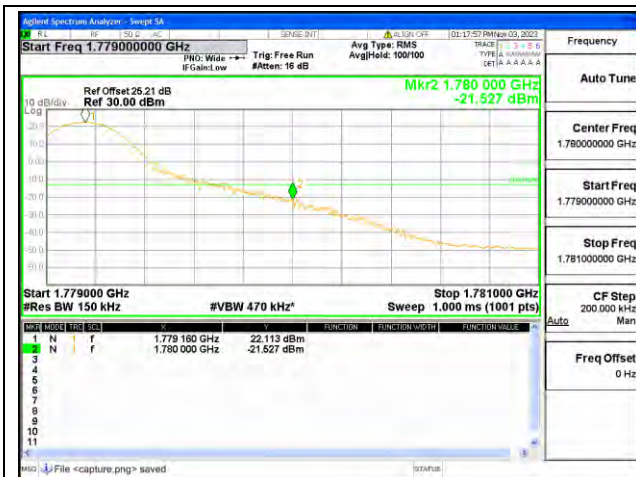
B66 / 10MHz / High CH / QPSK / FULL RB



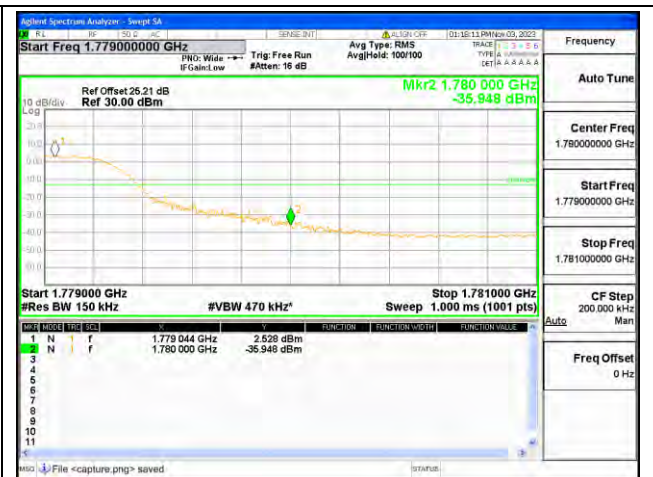
B66 / 15MHz / Low CH / QPSK / 1 RB



B66 / 15MHz / Low CH / QPSK / FULL RB



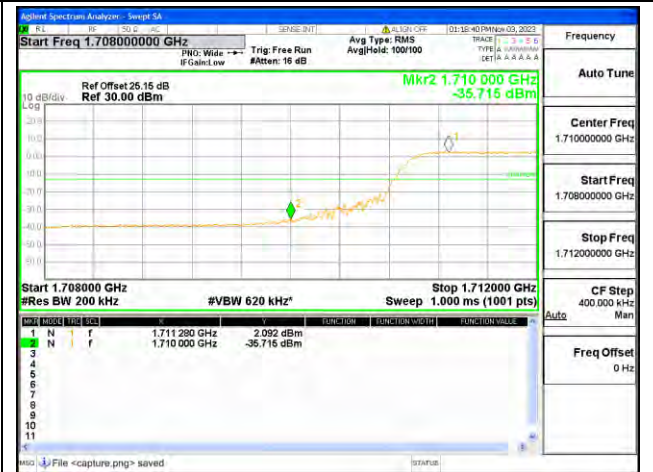
B66 / 15MHz / High CH / QPSK / 1 RB



B66 / 15MHz / High CH / QPSK / FULL RB



B66 / 20MHz / Low CH / QPSK / 1 RB



B66 / 20MHz / Low CH / QPSK / FULL RB



B66 / 20MHz / High CH / QPSK / 1 RB



B66 / 20MHz / High CH / QPSK / FULL RB