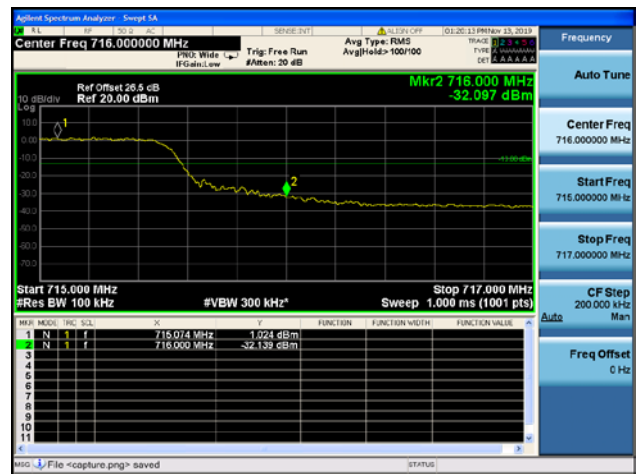




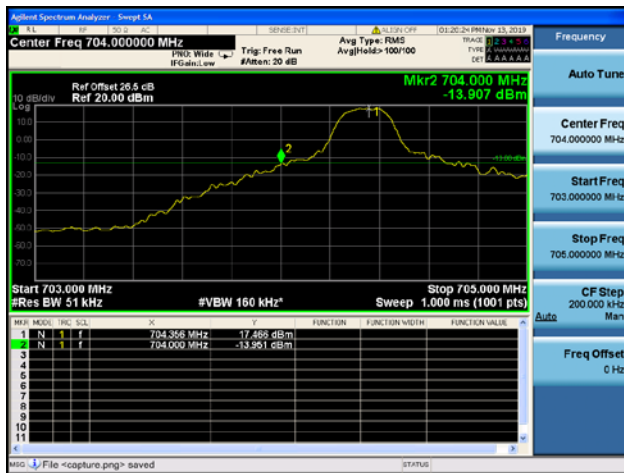
**Band12 / 10MHz / High CH / 16QAM / 1 RB**



**Band12 / 10MHz / High CH / 16QAM / FULL RB**



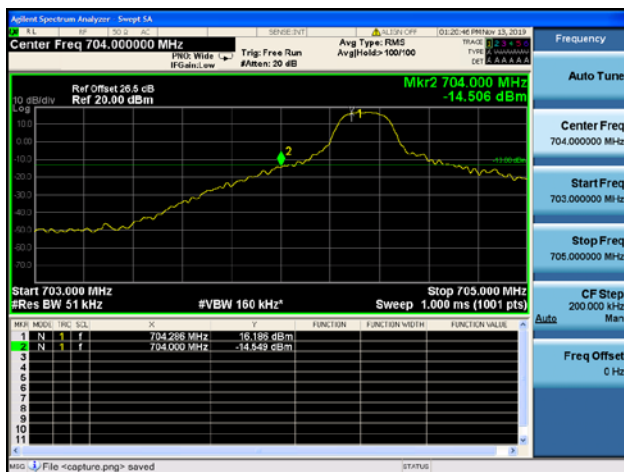
**Band17 / 5MHz / Low CH / QPSK / 1 RB**



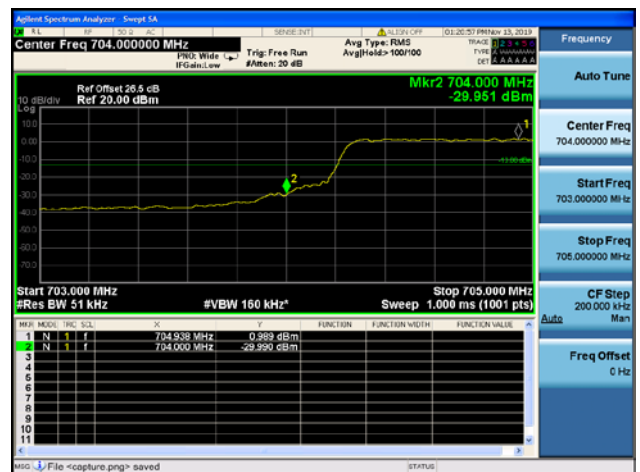
**Band17 / 5MHz / Low CH / QPSK / FULL RB**



**Band17 / 5MHz / Low CH / 16QAM / 1 RB**

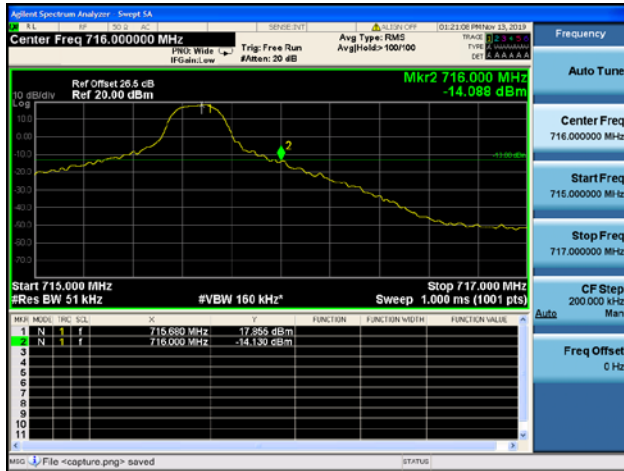


**Band17 / 5MHz / Low CH / 16QAM / FULL RB**





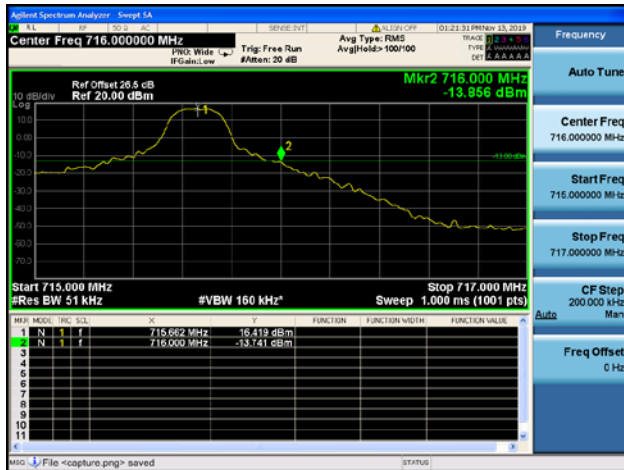
**Band17 / 5MHz / High CH / QPSK / 1 RB**



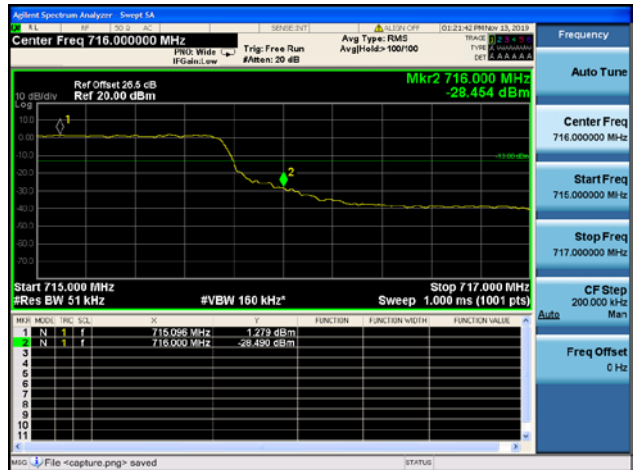
**Band17 / 5MHz / High CH / QPSK / FULL RB**



**Band17 / 5MHz / High CH / 16QAM / 1 RB**



**Band17 / 5MHz / High CH / 16QAM / FULL RB**



**Band17 / 10MHz / Low CH / QPSK / 1 RB**



**Band17 / 10MHz / Low CH / QPSK / FULL RB**





**Band17 / 10MHz / Low CH / 16QAM / 1 RB**



**Band17 / 10MHz / Low CH / 16QAM / FULL RB**



**Band17 / 10MHz / High CH / QPSK / 1 RB**



**Band17 / 10MHz / High CH / QPSK / FULL RB**



**Band17 / 10MHz / High CH / 16QAM / 1 RB**



**Band17 / 10MHz / High CH / 16QAM / FULL RB**



## 2.7. Radiated Spurious Emissions

### 2.7.1. Requirement

According to FCC section 2.1051, the power of any emission outside of the authorized operating frequency ranges must be attenuated below the transmitting power (P) by a factor of at least  $43 + 10 \cdot \log(P)$  dB. This calculated to be -13dBm.

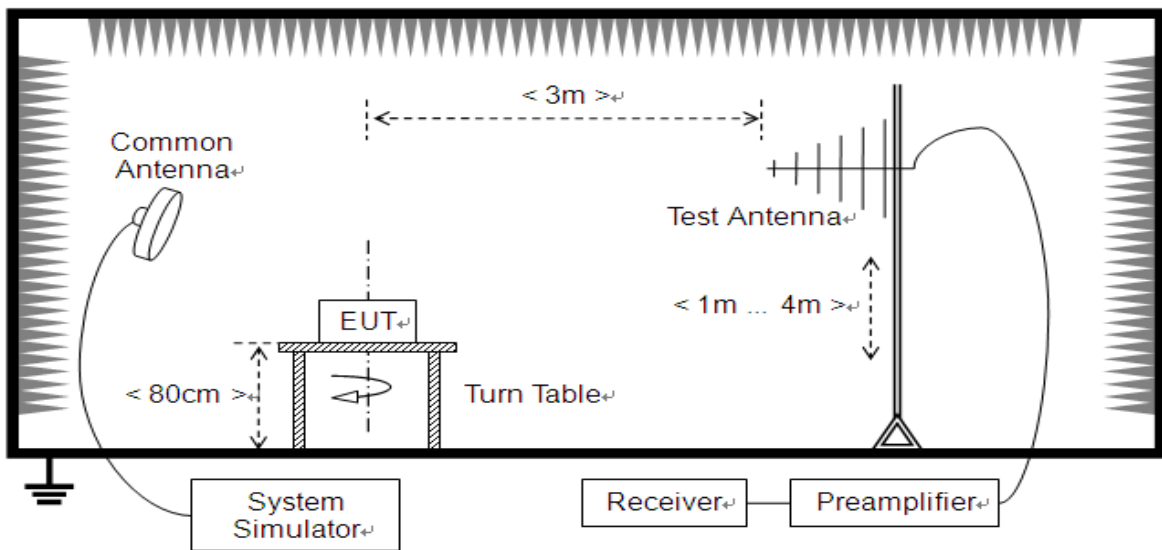
Additional requirement for LTE Band 7 / 38 / 41:

The power of any emission outside of the authorized operating frequency ranges must be attenuated below the transmitting power (P) by a factor of at least  $55 + 10 \log(P)$  dB. This calculated to be -25dBm.

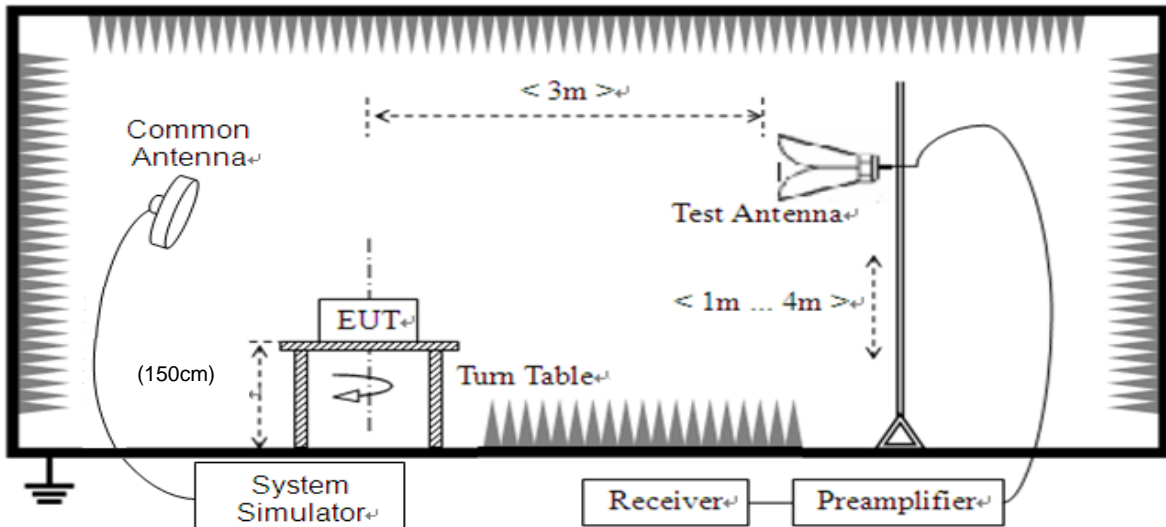
Additional requirement for LTE Band 30 / 40:

The power of any emission outside of the authorized operating frequency ranges must be attenuated below the transmitter power (P) by a factor of at least  $70 + 10 \log(P)$  dB. This calculated to be -40dBm.

### 2.7.2. Test Description



(For the test frequency from 30MHz to 1GHz)



(For the test frequency above 1GHz)

The EUT is located in a 3m Full-Anechoic Chamber, the cable loss, air loss and so on of the site as factors are pre-calibrated using the "Substitution" method, and calculated to correct the reading. A call is established between the EUT and the SS via a Common Antenna. The EUT is commanded by the SS to operate at the maximum and minimum output power, and only the test result of the maximum output power was recorded.

In the frequency range above 30MHz, Bi-Log Test Antenna (30MHz to 1GHz) and Horn Test Antenna (above 1GHz) are used. Test Antenna is 3m away from the EUT. Test Antenna height is varied from 1m to 4m above the ground and the Turn Table is actuated to turn from 0° to 360° to determine the maximum value of the radiated power. The emission levels at both horizontal and vertical polarizations should be tested. The Filters consists of Notch Filters and High Pass Filter.

**Note:** when doing measurements above 1GHz, the EUT has been within the 3dB cone width of the horn antenna during horizontal antenna.

### 2.7.3. Test procedure

KDB 971168 D01v03 Section 5.8 and ANSI/TIA-603-E-2016.





#### 2.7.4. Test Result

The measurement frequency range is from 30MHz to the 10th harmonic of the fundamental frequency. Test Antenna height is varied from 1m to 4m above the ground, and the Turn Table is actuated to turn from 0° to 360°, both horizontal and vertical polarizations of the Test Antenna are used to find the maximum radiated power. Mid channels on all channel bandwidth verified. Only the worst RB size/offset presented.

The substitution corrections are obtained as described below:

$$A_{\text{SUBST}} = P_{\text{SUBST\_TX}} - P_{\text{SUBST\_RX}} - L_{\text{SUBST\_CABLES}} + G_{\text{SUBST\_TX\_ANT}}$$

$$A_{\text{TOT}} = L_{\text{CABLES}} + A_{\text{SUBST}}$$

Where  $A_{\text{SUBST}}$  is the final substitution correction including receive antenna gain.

$P_{\text{SUBST\_TX}}$  is signal generator level,

$P_{\text{SUBST\_RX}}$  is receiver level,

$L_{\text{SUBST\_CABLES}}$  is cable losses including TX cable,

$G_{\text{SUBST\_TX\_ANT}}$  is substitution antenna gain.

$A_{\text{TOT}}$  is total correction factor including cable loss and substitution correction

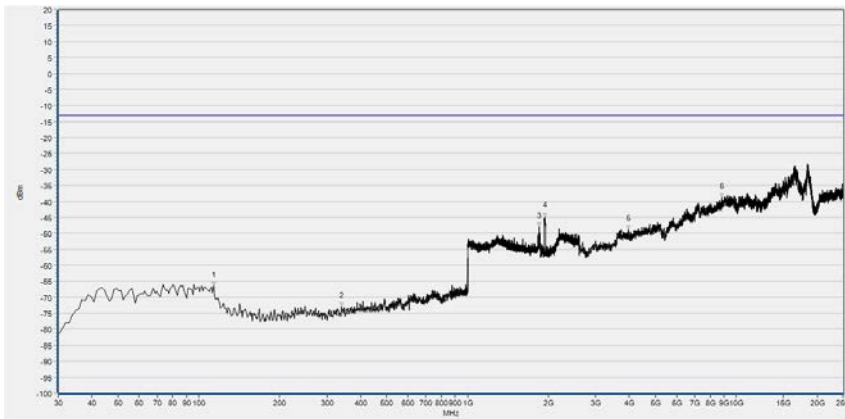
During the test, the data of  $A_{\text{TOT}}$  was added in the Test Spectrum Analyze, so Spectrum Analyze reading is the final values which contain the data of  $A_{\text{TOT}}$ .

**Note1:** The power of the EUT transmitting frequency should be ignored.

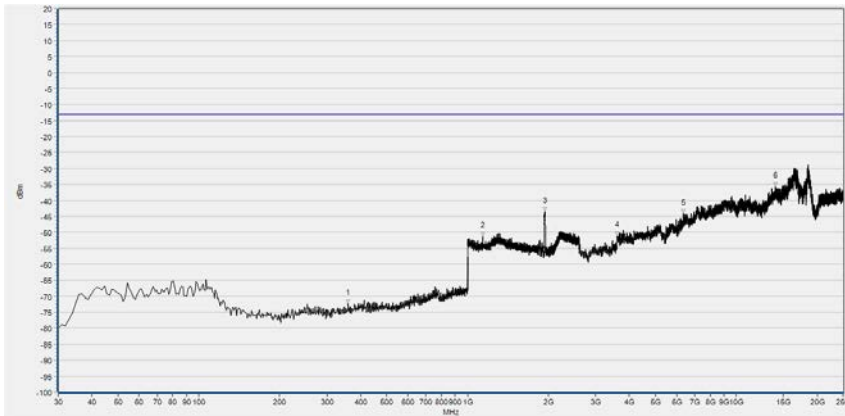
**Note2:** All Spurious Emission tests were performed in X, Y, Z axis direction. And only the worst axis test condition was recorded in this test report.

**Note3:** All bandwidth and modulation were considered and evaluated respectively by performing full test for each band, only the worst cases (Max Bandwidth and QPSK mode) were recorded in this test report.

LTE Band 2 20MHz BW, Low Channel, QPSK

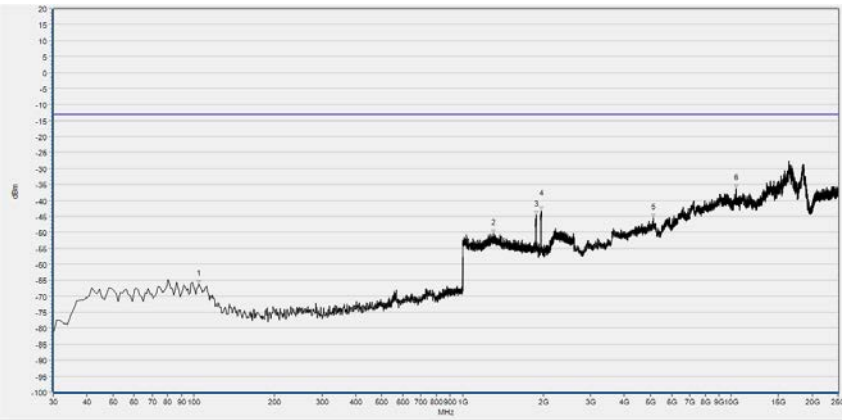


| No. | Fre. (MHz) | Peak   | Limit(PK) | Antenna    | Verdict |
|-----|------------|--------|-----------|------------|---------|
| 1   | 113.420    | -66.54 | -13.00    | Horizontal | PASS    |
| 2   | 339.430    | -73.04 | -13.00    | Horizontal | PASS    |
| 3   | 1852.181   | -48.02 | -13.00    | Horizontal | NA      |
| 4   | 1935.414   | -44.93 | -13.00    | Horizontal | NA      |
| 5   | 3968.685   | -48.90 | -13.00    | Horizontal | PASS    |
| 6   | 8816.112   | -38.87 | -13.00    | Horizontal | PASS    |

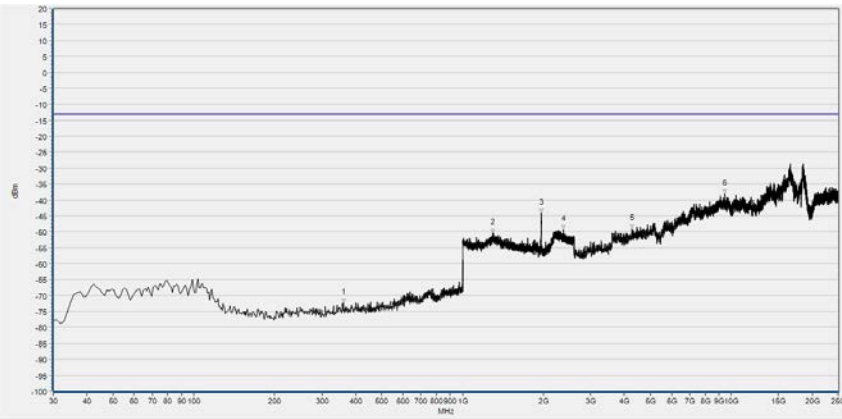


| No. | Freq(MHz) | Peak   | limit PK | Antenna  | Verdict |
|-----|-----------|--------|----------|----------|---------|
| 1   | 359.800   | -72.37 | -13.00   | Vertical | PASS    |
| 2   | 1139.576  | -51.28 | -13.00   | Vertical | PASS    |
| 3   | 1937.335  | -43.54 | -13.00   | Vertical | NA      |
| 4   | 3610.220  | -51.09 | -13.00   | Vertical | PASS    |
| 5   | 6355.737  | -44.07 | -13.00   | Vertical | PASS    |
| 6   | 14013.857 | -35.75 | -13.00   | Vertical | PASS    |

LTE Band 2 20MHz BW, Mid Channel, QPSK



| No. | Fre. (MHz) | Peak   | Limit(PK) | Antenna    | Verdict |
|-----|------------|--------|-----------|------------|---------|
| 1   | 104.690    | -66.30 | -13.00    | Horizontal | PASS    |
| 2   | 1303.481   | -50.46 | -13.00    | Horizontal | PASS    |
| 3   | 1879.072   | -44.63 | -13.00    | Horizontal | NA      |
| 4   | 1965.506   | -43.24 | -13.00    | Horizontal | NA      |
| 5   | 5137.771   | -45.54 | -13.00    | Horizontal | PASS    |
| 6   | 10416.985  | -36.29 | -13.00    | Horizontal | PASS    |

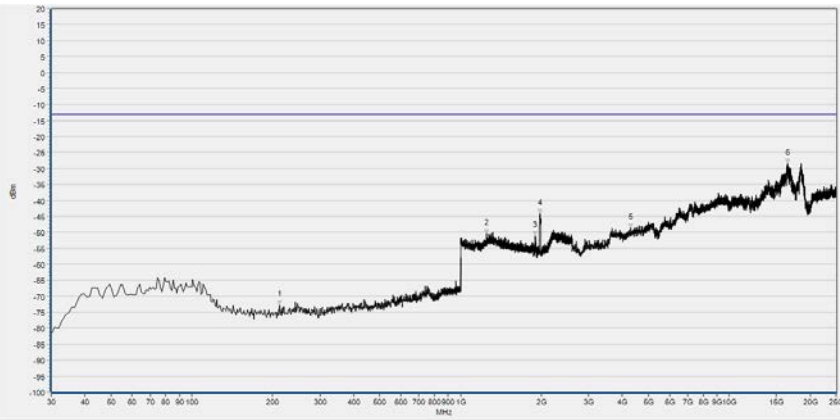


| No. | Freq(MHz) | Peak   | limit PK | Antenna  | Verdict |
|-----|-----------|--------|----------|----------|---------|
| 1   | 360.770   | -72.37 | -13.00   | Vertical | PASS    |
| 2   | 1297.719  | -50.30 | -13.00   | Vertical | PASS    |
| 3   | 1966.787  | -44.12 | -13.00   | Vertical | NA      |
| 4   | 2369.508  | -49.38 | -13.00   | Vertical | PASS    |
| 5   | 4278.269  | -49.06 | -13.00   | Vertical | PASS    |
| 6   | 9455.646  | -38.18 | -13.00   | Vertical | PASS    |

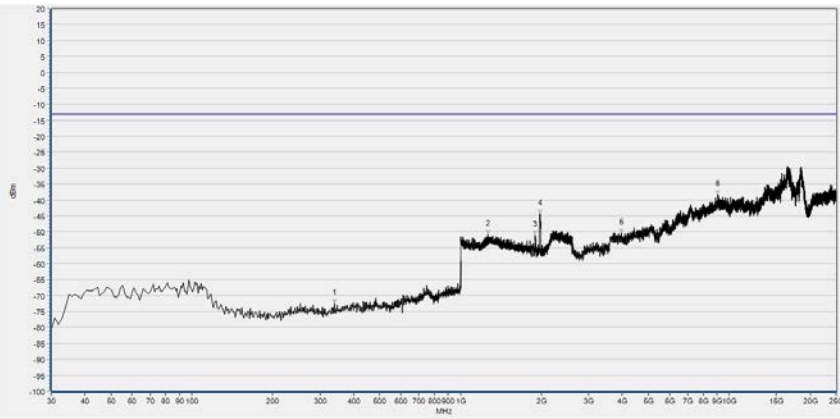




LTE Band 2 20MHz BW, High Channel, QPSK



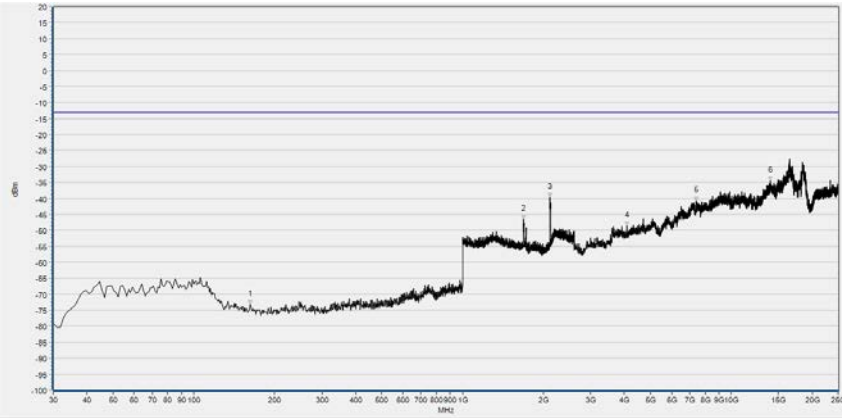
| No. | Fre. (MHz) | Peak   | Limit(PK) | Antenna    | Verdict |
|-----|------------|--------|-----------|------------|---------|
| 1   | 212.360    | -72.76 | -13.00    | Horizontal | PASS    |
| 2   | 1248.419   | -50.49 | -13.00    | Horizontal | PASS    |
| 3   | 1898.920   | -51.00 | -13.00    | Horizontal | NA      |
| 4   | 1973.189   | -44.14 | -13.00    | Horizontal | NA      |
| 5   | 4306.783   | -48.66 | -13.00    | Horizontal | PASS    |
| 6   | 16478.305  | -28.47 | -13.00    | Horizontal | PASS    |



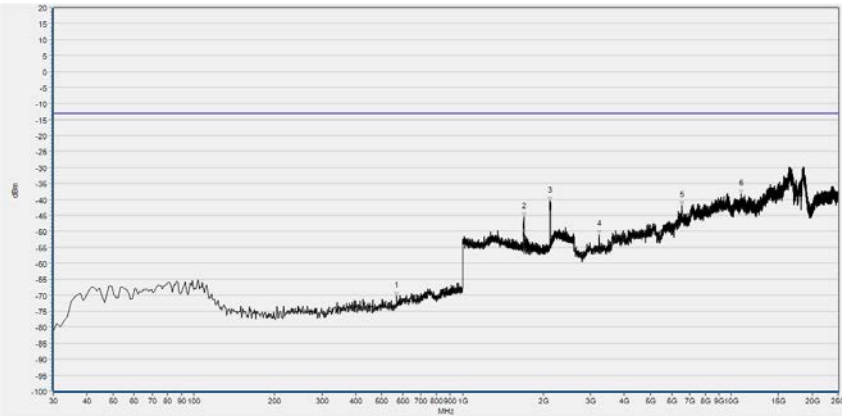
| No. | Freq(MHz) | Peak   | limit PK | Antenna  | Verdict |
|-----|-----------|--------|----------|----------|---------|
| 1   | 340.400   | -72.55 | -13.00   | Vertical | PASS    |
| 2   | 1266.347  | -50.84 | -13.00   | Vertical | PASS    |
| 3   | 1899.560  | -51.10 | -13.00   | Vertical | NA      |
| 4   | 1979.592  | -44.30 | -13.00   | Vertical | NA      |
| 5   | 3980.906  | -50.46 | -13.00   | Vertical | PASS    |
| 6   | 9084.961  | -38.38 | -13.00   | Vertical | PASS    |



LTE Band 4 20MHz BW, Low Channel, QPSK



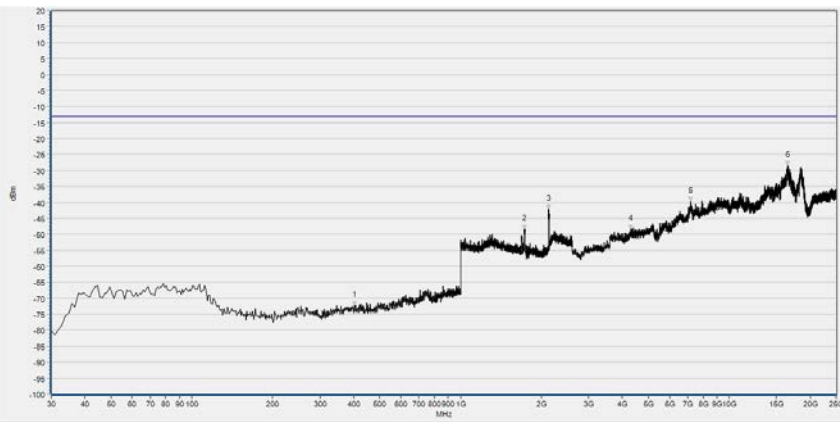
| No. | Fre. (MHz) | Peak   | Limit(PK) | Antenna    | Verdict |
|-----|------------|--------|-----------|------------|---------|
| 1   | 162.052    | -73.26 | -13.00    | Horizontal | PASS    |
| 2   | 1690.745   | -46.57 | -13.00    | Horizontal | NA      |
| 3   | 2114.957   | -39.58 | -13.00    | Horizontal | NA      |
| 4   | 4089.848   | -48.66 | -13.00    | Horizontal | PASS    |
| 5   | 7405.601   | -40.75 | -13.00    | Horizontal | PASS    |
| 6   | 14010.968  | -34.52 | -13.00    | Horizontal | PASS    |



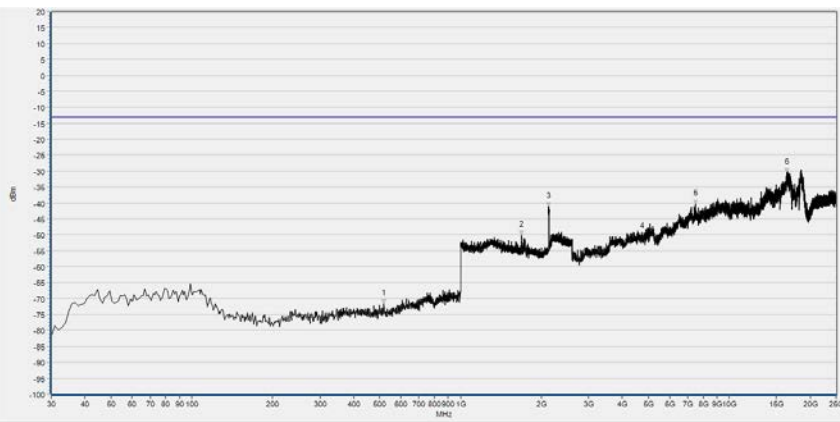
| No. | Fre. (MHz) | Peak   | Limit(PK) | Antenna  | Verdict |
|-----|------------|--------|-----------|----------|---------|
| 1   | 568.889    | -70.28 | -13.00    | Vertical | PASS    |
| 2   | 1692.346   | -45.48 | -13.00    | Vertical | NA      |
| 3   | 2116.558   | -40.63 | -13.00    | Vertical | NA      |
| 4   | 3231.039   | -51.04 | -13.00    | Vertical | PASS    |
| 5   | 6569.195   | -41.98 | -13.00    | Vertical | PASS    |
| 6   | 10915.519  | -38.41 | -13.00    | Vertical | PASS    |



LTE Band 4 20MHz BW, Mid Channel, QPSK



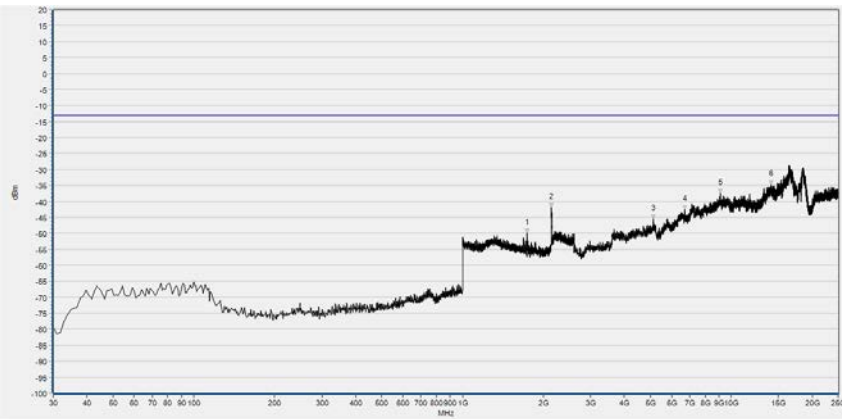
| No. | Fre. (MHz) | Peak   | Limit(PK) | Antenna    | Verdict |
|-----|------------|--------|-----------|------------|---------|
| 1   | 402.853    | -72.40 | -13.00    | Horizontal | PASS    |
| 2   | 1728.364   | -48.30 | -13.00    | Horizontal | NA      |
| 3   | 2126.963   | -42.21 | -13.00    | Horizontal | NA      |
| 4   | 4310.152   | -48.32 | -13.00    | Horizontal | PASS    |
| 5   | 7170.362   | -39.61 | -13.00    | Horizontal | PASS    |
| 6   | 16527.655  | -28.41 | -13.00    | Horizontal | PASS    |



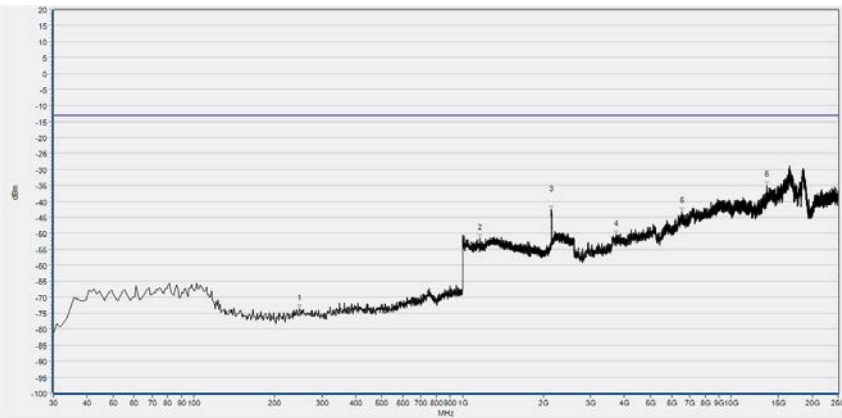
| No. | Fre. (MHz) | Peak   | Limit(PK) | Antenna  | Verdict |
|-----|------------|--------|-----------|----------|---------|
| 1   | 518.398    | -71.65 | -13.00    | Vertical | PASS    |
| 2   | 1691.546   | -50.19 | -13.00    | Vertical | NA      |
| 3   | 2124.562   | -41.15 | -13.00    | Vertical | NA      |
| 4   | 4739.557   | -50.70 | -13.00    | Vertical | PASS    |
| 5   | 7495.216   | -40.30 | -13.00    | Vertical | PASS    |
| 6   | 16378.296  | -30.52 | -13.00    | Vertical | PASS    |



LTE Band 4 20MHz BW, High Channel, QPSK

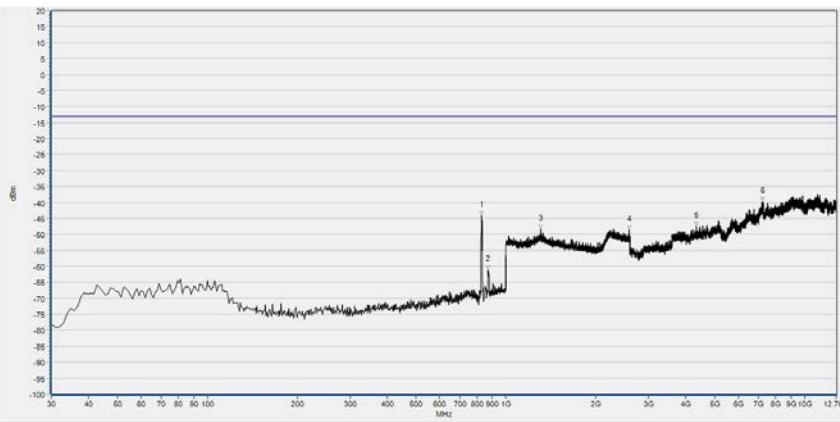


| No. | Fre. (MHz) | Peak   | Limit(PK) | Antenna    | Verdict |
|-----|------------|--------|-----------|------------|---------|
| 1   | 1737.169   | -50.06 | -13.00    | Horizontal | NA      |
| 2   | 2138.169   | -41.89 | -13.00    | Horizontal | NA      |
| 3   | 5139.090   | -45.48 | -13.00    | Horizontal | PASS    |
| 4   | 6729.755   | -42.58 | -13.00    | Horizontal | PASS    |
| 5   | 9123.221   | -37.35 | -13.00    | Horizontal | PASS    |
| 6   | 14100.583  | -34.77 | -13.00    | Horizontal | PASS    |

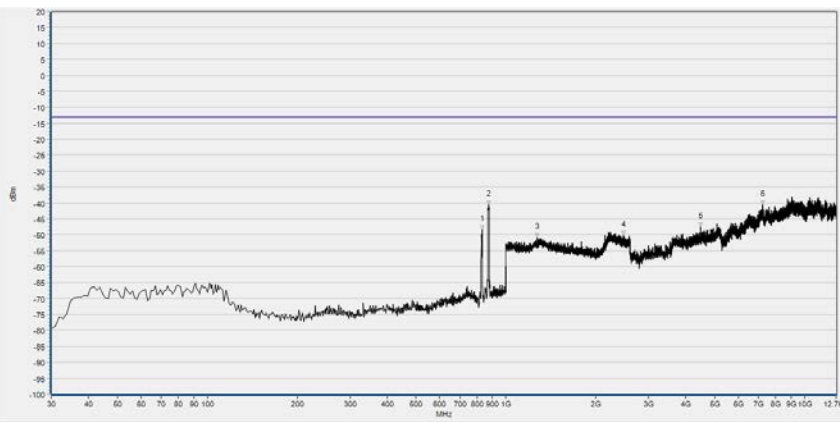


| No. | Fre. (MHz) | Peak   | Limit(PK) | Antenna  | Verdict |
|-----|------------|--------|-----------|----------|---------|
| 1   | 247.497    | -73.62 | -13.00    | Vertical | PASS    |
| 2   | 1164.082   | -51.43 | -13.00    | Vertical | PASS    |
| 3   | 2141.371   | -42.52 | -13.00    | Vertical | NA      |
| 4   | 3731.389   | -50.33 | -13.00    | Vertical | PASS    |
| 5   | 6561.727   | -43.15 | -13.00    | Vertical | PASS    |
| 6   | 13581.564  | -35.08 | -13.00    | Vertical | PASS    |

LTE Band 5 10MHz BW, Low Channel, QPSK



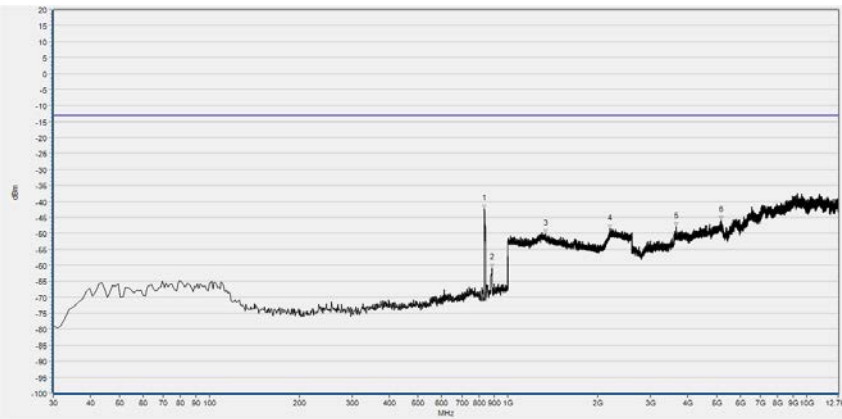
| No. | Fre. (MHz) | Peak   | Limit(PK) | Antenna    | Verdict |
|-----|------------|--------|-----------|------------|---------|
| 1   | 827.340    | -44.04 | -13.00    | Horizontal | NA      |
| 2   | 871.960    | -61.09 | -13.00    | Horizontal | NA      |
| 3   | 1308.603   | -48.42 | -13.00    | Horizontal | PASS    |
| 4   | 2583.353   | -48.71 | -13.00    | Horizontal | PASS    |
| 5   | 4347.963   | -47.54 | -13.00    | Horizontal | PASS    |
| 6   | 7251.391   | -39.73 | -13.00    | Horizontal | PASS    |



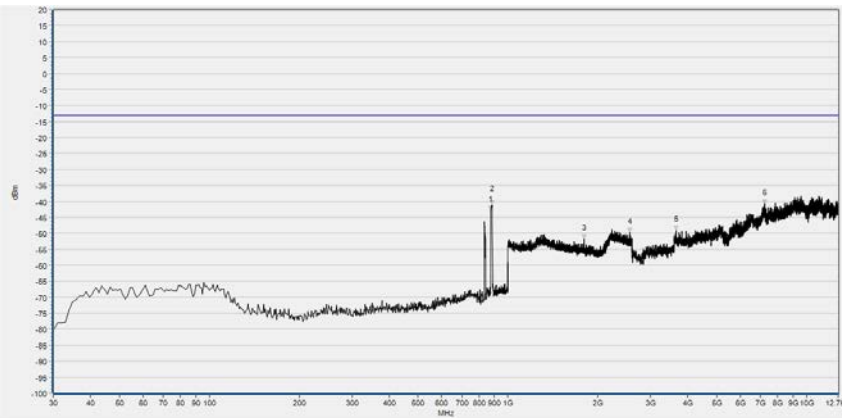
| No. | Fre. (MHz) | Peak   | Limit(PK) | Antenna  | Verdict |
|-----|------------|--------|-----------|----------|---------|
| 1   | 833.160    | -48.39 | -13.00    | Vertical | NA      |
| 2   | 876.810    | -40.65 | -13.00    | Vertical | NA      |
| 3   | 1270.188   | -50.76 | -13.00    | Vertical | PASS    |
| 4   | 2471.949   | -50.27 | -13.00    | Vertical | PASS    |
| 5   | 4479.014   | -47.44 | -13.00    | Vertical | PASS    |
| 6   | 7240.316   | -40.54 | -13.00    | Vertical | PASS    |



LTE Band 5 10MHz BW, Mid Channel, QPSK



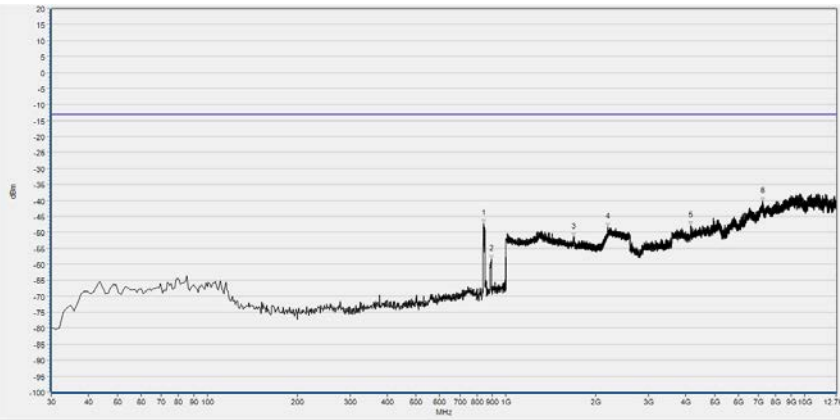
| No. | Fre. (MHz) | Peak   | Limit(PK) | Antenna    | Verdict |
|-----|------------|--------|-----------|------------|---------|
| 1   | 834.130    | -42.24 | -13.00    | Horizontal | NA      |
| 2   | 885.540    | -60.79 | -13.00    | Horizontal | NA      |
| 3   | 1337.415   | -50.18 | -13.00    | Horizontal | PASS    |
| 4   | 2197.919   | -48.61 | -13.00    | Horizontal | PASS    |
| 5   | 3650.255   | -48.01 | -13.00    | Horizontal | PASS    |
| 6   | 5167.494   | -46.01 | -13.00    | Horizontal | PASS    |



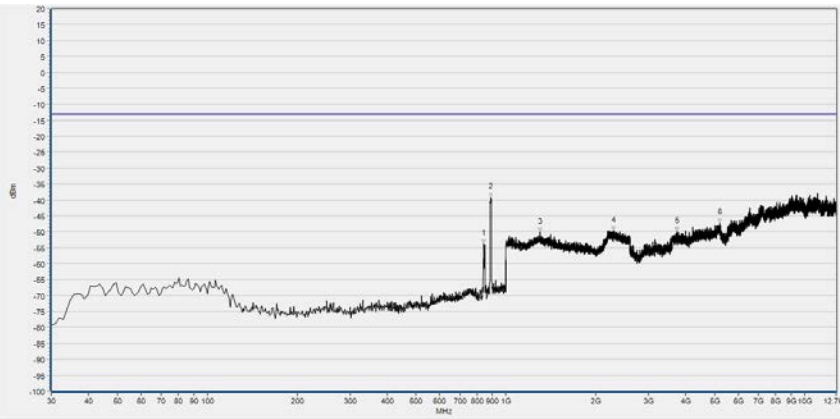
| No. | Fre. (MHz) | Peak   | Limit(PK) | Antenna  | Verdict |
|-----|------------|--------|-----------|----------|---------|
| 1   | 876.810    | -42.71 | -13.00    | Vertical | NA      |
| 2   | 883.600    | -41.00 | -13.00    | Vertical | NA      |
| 3   | 1794.558   | -51.73 | -13.00    | Vertical | PASS    |
| 4   | 2560.944   | -49.74 | -13.00    | Vertical | PASS    |
| 5   | 3648.409   | -49.00 | -13.00    | Vertical | PASS    |
| 6   | 7236.625   | -40.76 | -13.00    | Vertical | PASS    |



LTE Band 5 10MHz BW, High Channel, QPSK

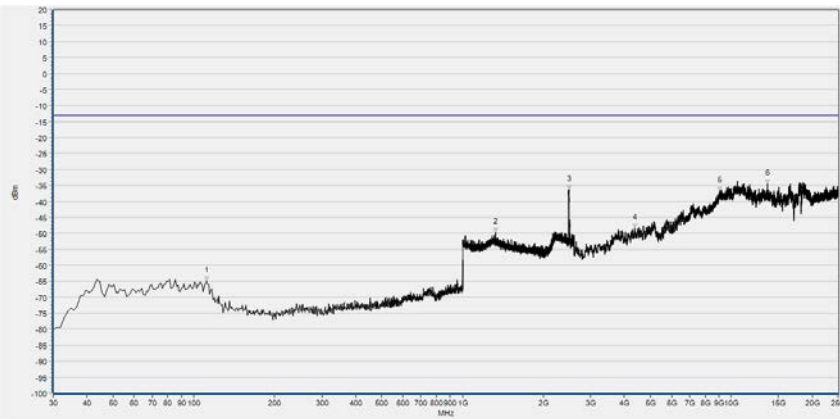


| No. | Fre. (MHz) | Peak   | Limit(PK) | Antenna    | Verdict |
|-----|------------|--------|-----------|------------|---------|
| 1   | 839.950    | -47.36 | -13.00    | Horizontal | NA      |
| 2   | 893.300    | -58.42 | -13.00    | Horizontal | NA      |
| 3   | 1679.312   | -51.59 | -13.00    | Horizontal | PASS    |
| 4   | 2196.639   | -48.40 | -13.00    | Horizontal | PASS    |
| 5   | 4161.538   | -47.93 | -13.00    | Horizontal | PASS    |
| 6   | 7221.859   | -40.38 | -13.00    | Horizontal | PASS    |

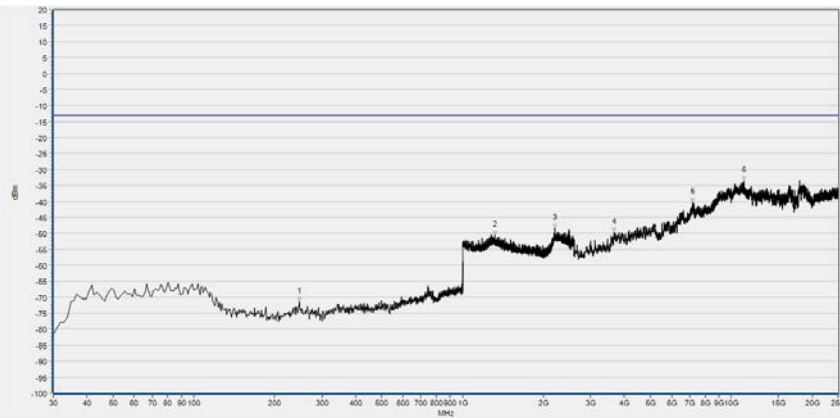


| No. | Fre. (MHz) | Peak   | Limit(PK) | Antenna  | Verdict |
|-----|------------|--------|-----------|----------|---------|
| 1   | 843.830    | -53.78 | -13.00    | Vertical | NA      |
| 2   | 891.360    | -39.24 | -13.00    | Vertical | NA      |
| 3   | 1298.359   | -50.23 | -13.00    | Vertical | PASS    |
| 4   | 2295.878   | -49.61 | -13.00    | Vertical | PASS    |
| 5   | 3737.007   | -49.92 | -13.00    | Vertical | PASS    |
| 6   | 5211.793   | -47.25 | -13.00    | Vertical | PASS    |

LTE Band 7 20MHz BW, Low Channel, QPSK

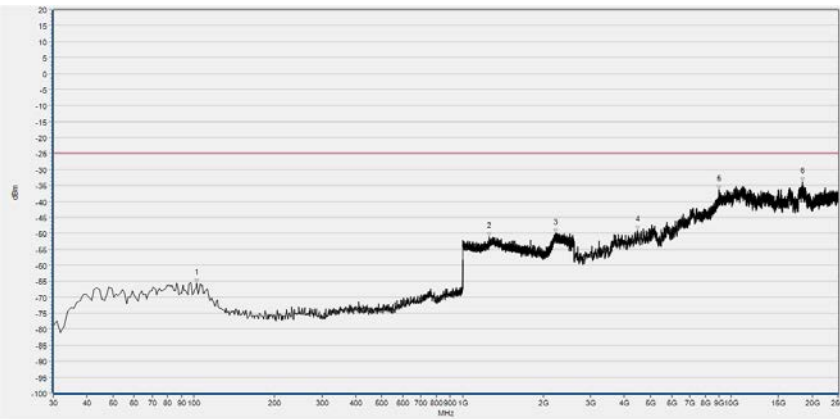


| No. | Fre. (MHz) | Peak   | Limit(PK) | Antenna    | Verdict |
|-----|------------|--------|-----------|------------|---------|
| 1   | 111.480    | -64.96 | -25.00    | Horizontal | PASS    |
| 2   | 1324.610   | -49.73 | -25.00    | Horizontal | PASS    |
| 3   | 2486.675   | -36.38 | -25.00    | Horizontal | NA      |
| 4   | 4363.812   | -48.45 | -25.00    | Horizontal | PASS    |
| 5   | 9048.300   | -36.83 | -25.00    | Horizontal | PASS    |
| 6   | 13622.804  | -34.46 | -25.00    | Horizontal | PASS    |

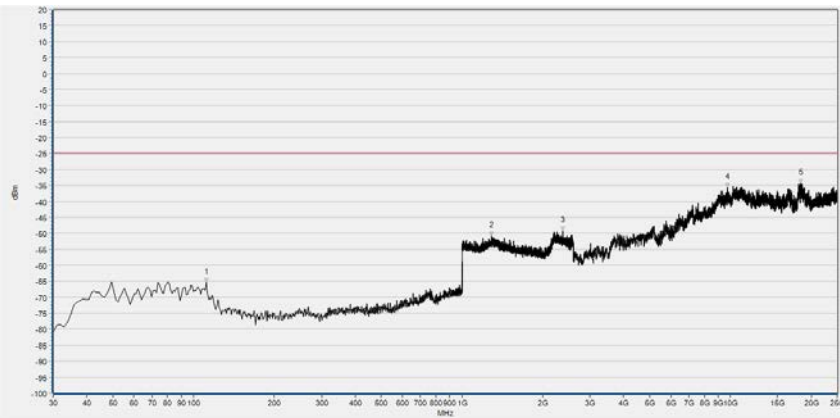


| No. | Fre. (MHz) | Peak   | Limit(PK) | Antenna  | Verdict |
|-----|------------|--------|-----------|----------|---------|
| 1   | 247.280    | -71.48 | -25.00    | Vertical | PASS    |
| 2   | 1319.488   | -50.61 | -25.00    | Vertical | PASS    |
| 3   | 2212.645   | -48.38 | -25.00    | Vertical | PASS    |
| 4   | 3667.249   | -49.74 | -25.00    | Vertical | PASS    |
| 5   | 7203.019   | -40.24 | -25.00    | Vertical | PASS    |
| 6   | 11133.915  | -33.55 | -25.00    | Vertical | PASS    |

LTE Band 7 20MHz BW, Mid Channel, QPSK



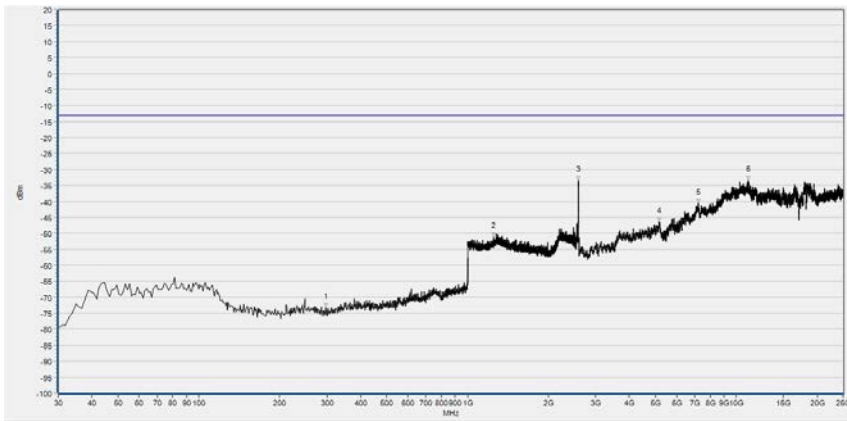
| No. | Fre. (MHz) | Peak   | Limit(PK) | Antenna    | Verdict |
|-----|------------|--------|-----------|------------|---------|
| 1   | 102.750    | -65.57 | -25.00    | Horizontal | PASS    |
| 2   | 1260.584   | -51.02 | -25.00    | Horizontal | PASS    |
| 3   | 2220.968   | -49.93 | -25.00    | Horizontal | PASS    |
| 4   | 4473.795   | -49.06 | -25.00    | Horizontal | PASS    |
| 5   | 9027.932   | -36.27 | -25.00    | Horizontal | PASS    |
| 6   | 18421.349  | -33.77 | -25.00    | Horizontal | PASS    |



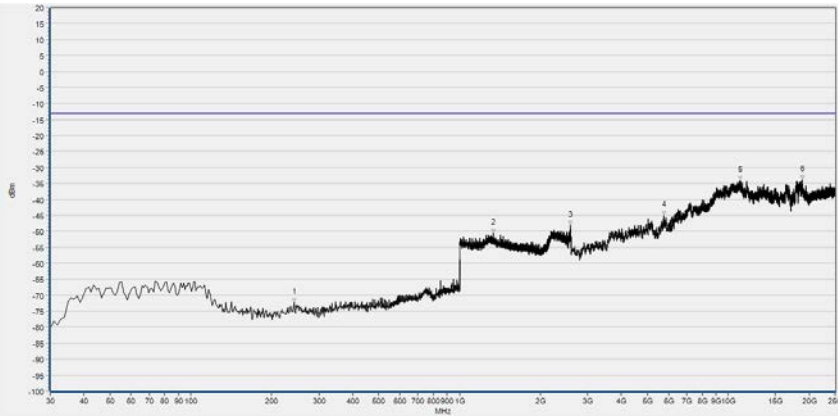
| No. | Fre. (MHz) | Peak   | Limit(PK) | Antenna  | Verdict |
|-----|------------|--------|-----------|----------|---------|
| 1   | 111.480    | -65.46 | -25.00    | Vertical | PASS    |
| 2   | 1286.835   | -50.88 | -25.00    | Vertical | PASS    |
| 3   | 2380.392   | -49.37 | -25.00    | Vertical | PASS    |
| 4   | 9777.450   | -35.75 | -25.00    | Vertical | PASS    |
| 5   | 18319.513  | -34.38 | -25.00    | Vertical | PASS    |



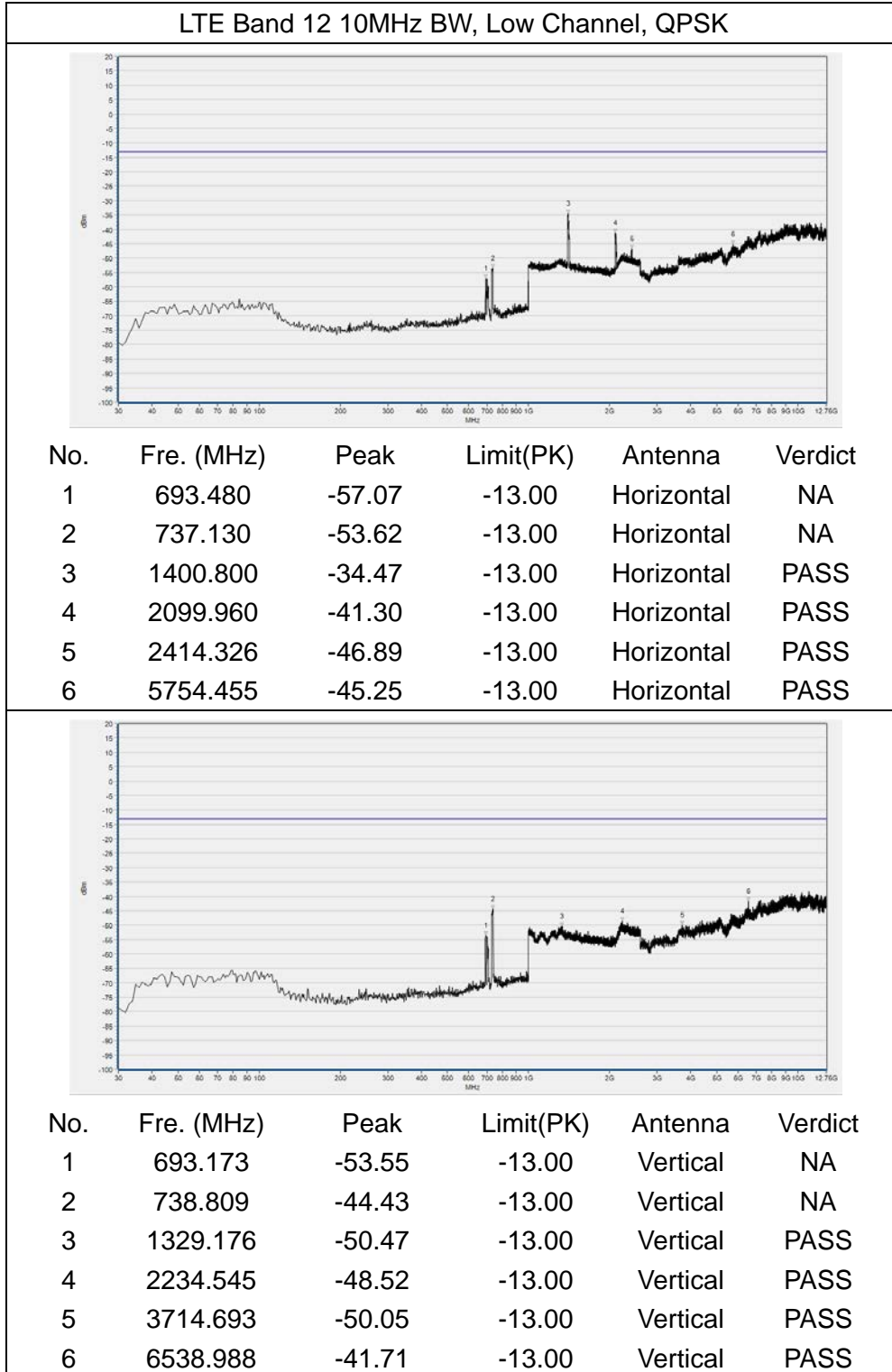
LTE Band 7 20MHz BW, High Channel, QPSK

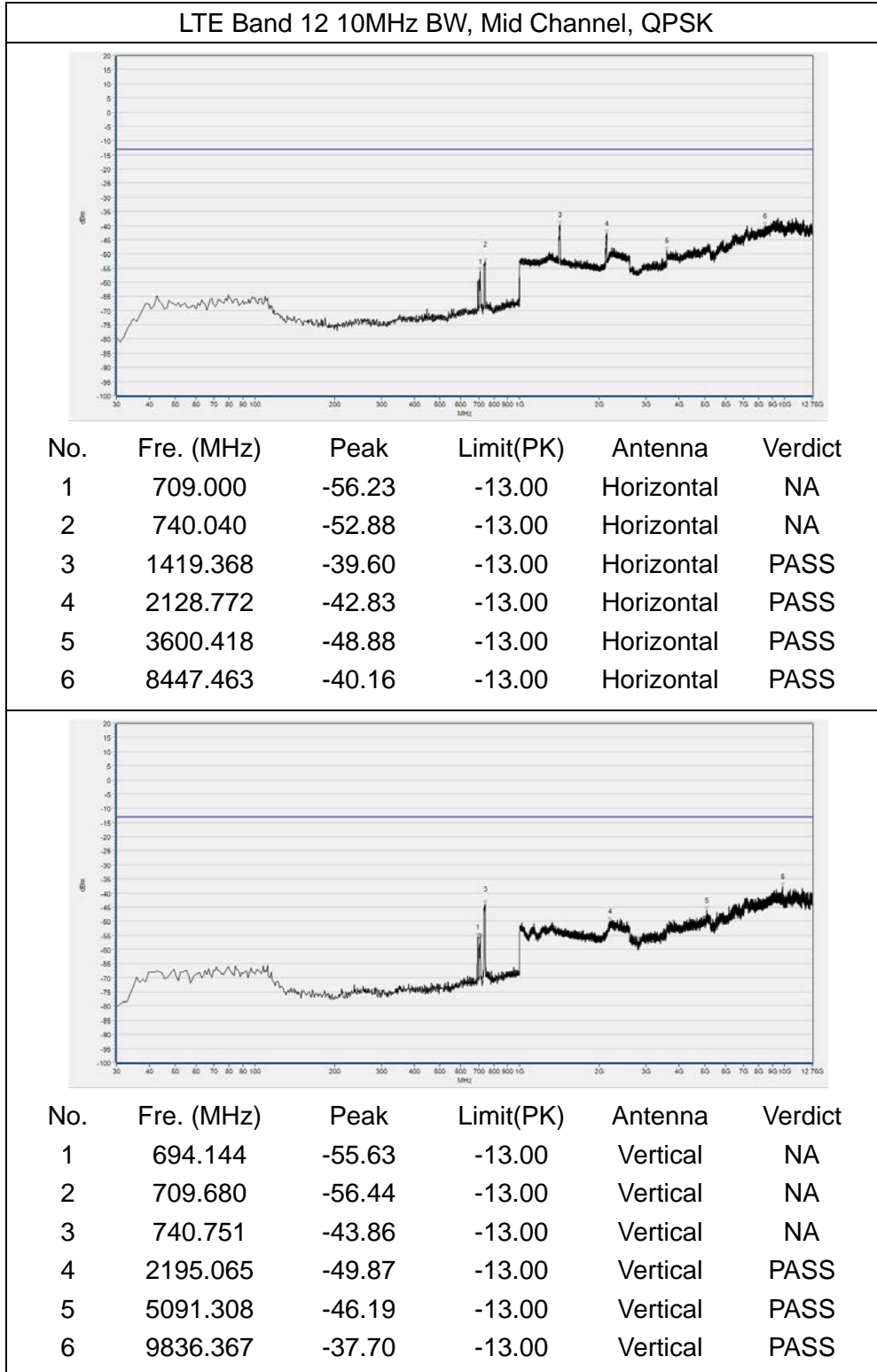


| No. | Fre. (MHz) | Peak   | Limit(PK) | Antenna    | Verdict |
|-----|------------|--------|-----------|------------|---------|
| 1   | 296.750    | -73.25 | -25.00    | Horizontal | PASS    |
| 2   | 1252.261   | -50.98 | -25.00    | Horizontal | PASS    |
| 3   | 2585.274   | -33.34 | -25.00    | Horizontal | NA      |
| 4   | 5166.285   | -46.39 | -25.00    | Horizontal | PASS    |
| 5   | 7243.753   | -40.57 | -25.00    | Horizontal | PASS    |
| 6   | 11068.740  | -33.48 | -25.00    | Horizontal | PASS    |

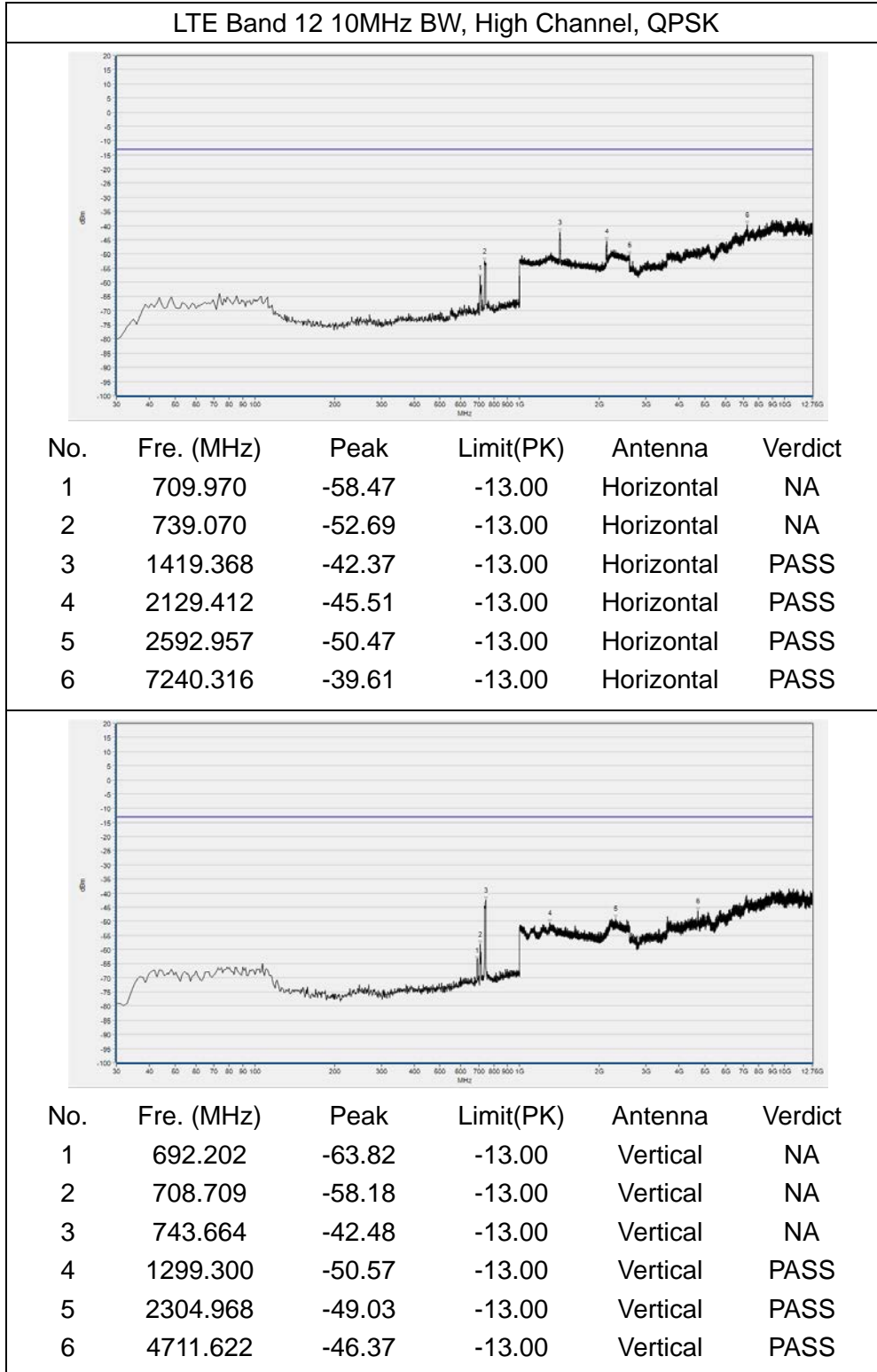


| No. | Fre. (MHz) | Peak   | Limit(PK) | Antenna  | Verdict |
|-----|------------|--------|-----------|----------|---------|
| 1   | 242.430    | -72.40 | -25.00    | Vertical | PASS    |
| 2   | 1338.695   | -50.61 | -25.00    | Vertical | PASS    |
| 3   | 2587.195   | -48.06 | -25.00    | Vertical | NA      |
| 4   | 5769.158   | -45.11 | -25.00    | Vertical | PASS    |
| 5   | 11060.593  | -34.08 | -25.00    | Vertical | PASS    |
| 6   | 18816.476  | -33.85 | -25.00    | Vertical | PASS    |

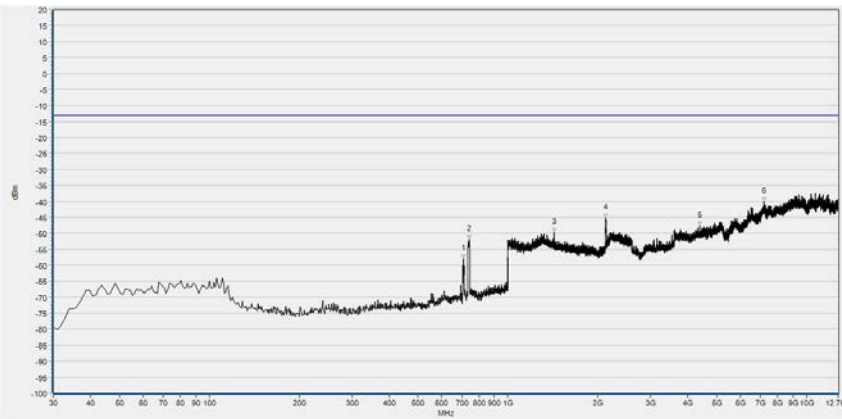




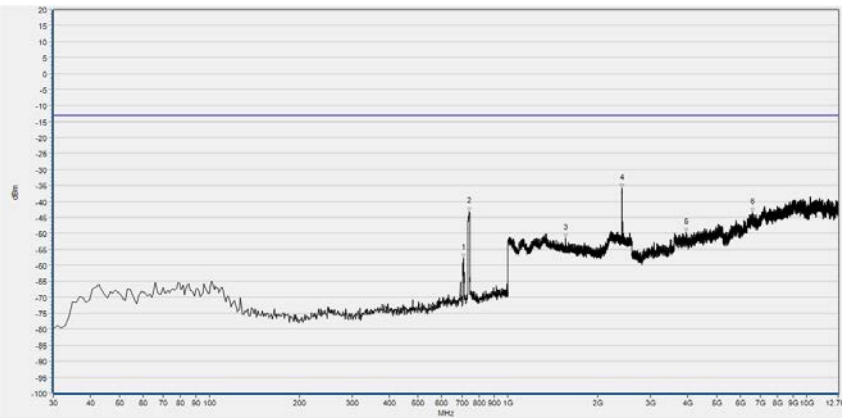




LTE Band 17 10MHz BW, Low Channel, QPSK

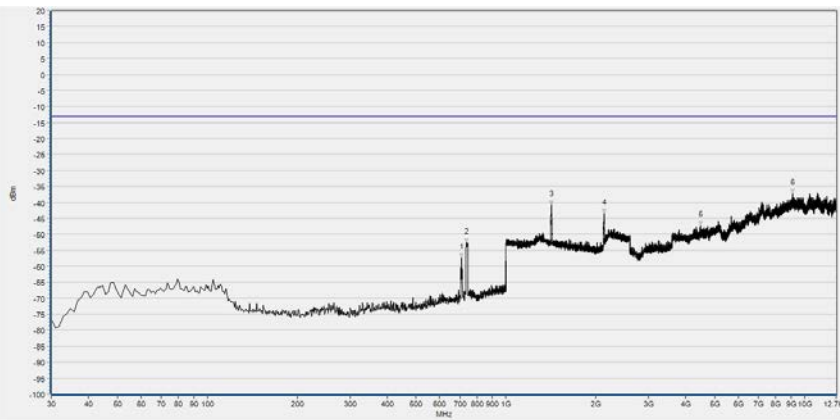


| No. | Fre. (MHz) | Peak   | Limit(PK) | Antenna    | Verdict |
|-----|------------|--------|-----------|------------|---------|
| 1   | 709.000    | -58.03 | -13.00    | Horizontal | NA      |
| 2   | 742.950    | -51.96 | -13.00    | Horizontal | NA      |
| 3   | 1427.051   | -49.64 | -13.00    | Horizontal | PASS    |
| 4   | 2126.851   | -45.15 | -13.00    | Horizontal | PASS    |
| 5   | 4381.187   | -47.73 | -13.00    | Horizontal | PASS    |
| 6   | 7207.092   | -40.12 | -13.00    | Horizontal | PASS    |

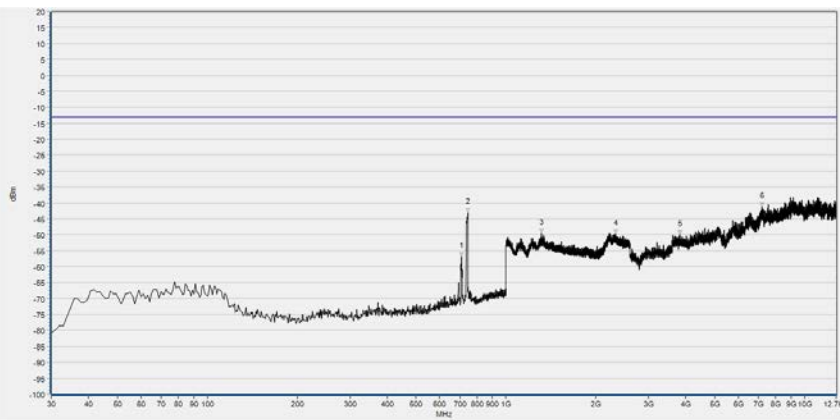


| No. | Fre. (MHz) | Peak   | Limit(PK) | Antenna  | Verdict |
|-----|------------|--------|-----------|----------|---------|
| 1   | 708.709    | -57.87 | -13.00    | Vertical | NA      |
| 2   | 742.693    | -43.20 | -13.00    | Vertical | NA      |
| 3   | 1560.187   | -51.58 | -13.00    | Vertical | PASS    |
| 4   | 2409.003   | -35.88 | -13.00    | Vertical | PASS    |
| 5   | 3948.190   | -49.73 | -13.00    | Vertical | PASS    |
| 6   | 6573.505   | -43.57 | -13.00    | Vertical | PASS    |

LTE Band 17 10MHz BW, Mid Channel, QPSK

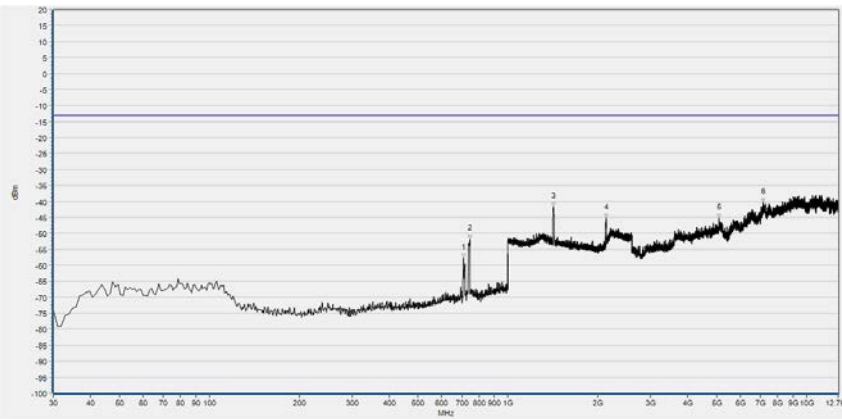


| No. | Fre. (MHz) | Peak   | Limit(PK) | Antenna    | Verdict |
|-----|------------|--------|-----------|------------|---------|
| 1   | 709.000    | -57.30 | -13.00    | Horizontal | NA      |
| 2   | 738.100    | -52.52 | -13.00    | Horizontal | NA      |
| 3   | 1420.008   | -40.86 | -13.00    | Horizontal | PASS    |
| 4   | 2130.052   | -43.52 | -13.00    | Horizontal | PASS    |
| 5   | 4490.089   | -47.33 | -13.00    | Horizontal | PASS    |
| 6   | 9102.719   | -37.25 | -13.00    | Horizontal | PASS    |

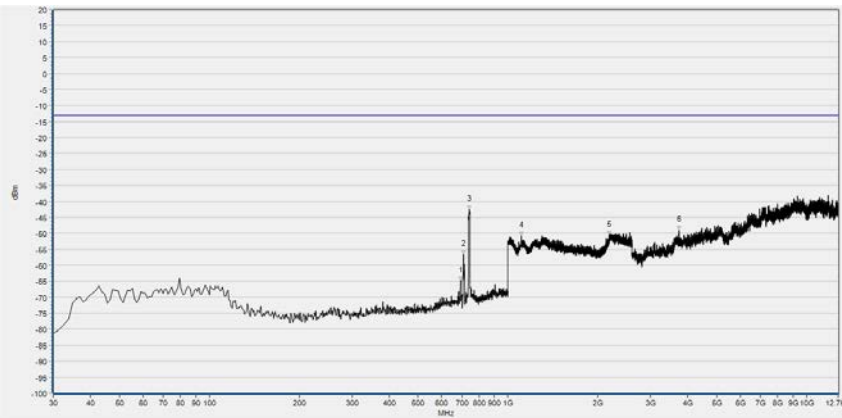


| No. | Fre. (MHz) | Peak   | Limit(PK) | Antenna  | Verdict |
|-----|------------|--------|-----------|----------|---------|
| 1   | 709.680    | -56.92 | -13.00    | Vertical | NA      |
| 2   | 744.635    | -43.08 | -13.00    | Vertical | NA      |
| 3   | 1313.705   | -49.54 | -13.00    | Vertical | PASS    |
| 4   | 2323.641   | -49.74 | -13.00    | Vertical | PASS    |
| 5   | 3822.304   | -49.93 | -13.00    | Vertical | PASS    |
| 6   | 7186.687   | -41.33 | -13.00    | Vertical | PASS    |

LTE Band 17 10MHz BW, High Channel, QPSK



| No. | Fre. (MHz) | Peak   | Limit(PK) | Antenna    | Verdict |
|-----|------------|--------|-----------|------------|---------|
| 1   | 709.000    | -57.71 | -13.00    | Horizontal | NA      |
| 2   | 744.890    | -52.04 | -13.00    | Horizontal | NA      |
| 3   | 1421.929   | -41.61 | -13.00    | Horizontal | PASS    |
| 4   | 2130.052   | -45.32 | -13.00    | Horizontal | PASS    |
| 5   | 5099.200   | -45.29 | -13.00    | Horizontal | PASS    |
| 6   | 7160.947   | -40.33 | -13.00    | Horizontal | PASS    |



| No. | Fre. (MHz) | Peak   | Limit(PK) | Antenna  | Verdict |
|-----|------------|--------|-----------|----------|---------|
| 1   | 694.144    | -64.90 | -13.00    | Vertical | NA      |
| 2   | 709.680    | -56.74 | -13.00    | Vertical | NA      |
| 3   | 742.693    | -42.52 | -13.00    | Vertical | NA      |
| 4   | 1108.303   | -50.78 | -13.00    | Vertical | PASS    |
| 5   | 2185.995   | -50.61 | -13.00    | Vertical | PASS    |
| 6   | 3737.027   | -49.10 | -13.00    | Vertical | PASS    |



## Annex A Test Uncertainty

Where relevant, the following measurement uncertainty levels have been estimated for test performed on the EUT as specified in CISPR 16-1-2:

| Test items                          | Uncertainty   |
|-------------------------------------|---------------|
| Output Power                        | $\pm 2.22$ dB |
| Bandwidth                           | $\pm 5\%$     |
| Conducted Spurious Emission         | $\pm 2.77$ dB |
| Band Edge                           | $\pm 2.77$ dB |
| Equivalent Isotropic Radiated Power | $\pm 2.22$ dB |
| Radiated Spurious Emissions         | $\pm 6$ dB    |

This uncertainty represent an expanded uncertainty expressed at approximately the 95% confidence level using a coverage factor of  $k=2$



## Annex B Testing Laboratory Information

### 1. Identification of the Responsible Testing Laboratory

|                                      |  |
|--------------------------------------|--|
| <b>Company Name:</b>                 | Shenzhen Morlab Communications Technology Co., Ltd.  |
| <b>Department:</b>                   | Morlab Laboratory  |
| <b>Address:</b>                      | FL.3, Building A, FeiYang Science Park, No.8 LongChang Road, Block 67, BaoAn District, ShenZhen, Guangdong Province, P. R. China |
| <b>Responsible Test Lab Manager:</b> | Mr. Su Feng  |
| <b>Telephone:</b>                    | +86 755 36698555   |
| <b>Facsimile:</b>                    | +86 755 36698525   |

### 2. Identification of the Responsible Testing Location

|                 |  |
|-----------------|--|
| <b>Name:</b>    | Shenzhen Morlab Communications Technology Co., Ltd.<br>Morlab Laboratory   |
| <b>Address:</b> | FL.3, Building A, FeiYang Science Park, No.8 LongChang Road, Block 67, BaoAn District, ShenZhen, Guangdong Province, P. R. China |

### 3. Facilities and Accreditations

All measurement facilities used to collect the measurement data are located at FL.3, Building A, FeiYang Science Park, Block 67, BaoAn District, Shenzhen, 518101 P. R. China. The test site is constructed in conformance with the requirements of ANSI C63.10-2013 and CISPR Publication 22; the FCC designation number is CN1192, the test firm registration number is 226174.





#### 4. Test Equipments Utilized

##### 4.1 Conducted Test Equipments

| Equipment Name         | Serial No. | Type      | Manufacturer                                   | Cal. Date  | Cal. Due   |
|------------------------|------------|-----------|--|------------|------------|
| Power Splitter         | NW521      | 1506A     | Weinschel                                      | 2019.04.16 | 2020.04.15 |
| Attenuator 1           | (N/A.)     | 10dB      | Resnet   | 2019.04.16 | 2020.04.15 |
| Attenuator 2           | (N/A.)     | 3dB       | Resnet   | 2019.04.16 | 2020.04.15 |
| EXA Signal Analyzer    | MY53470836 | N9010A    | Agilent  | 2019.11.06 | 2020.11.05 |
| USB Power Sensor       | MY54210011 | U2021XA   | Agilent  | 2019.04.16 | 2020.04.15 |
| System Simulator       | 152038     | CMW500    | R&S  | 2019.05.08 | 2020.05.07 |
| RF cable (30MHz-26GHz) | CB01       | RF01      | Morlab   | N/A        | N/A        |
| Coaxial cable          | CB02       | RF02      | Morlab   | N/A        | N/A        |
| SMA connector          | CN01       | RF03      | HUBER-SUHNER                                   | N/A        | N/A        |
| Temperature Chamber    | (N/A)      | HUT705P   | CHONGQING HANBA EXPERIMENTAL EQUIPMENT CO.,LTD | 2019.04.16 | 2020.04.15 |
| Computer               | T430i      | Think Pad | Lenovo   | N/A        | N/A        |

**4.2 Radiated Test Equipments**

| Equipment Name                       | Serial No. | Type           | Manufacturer   | Cal. Date  | Cal.Due    |
|--------------------------------------|------------|----------------|----------------|------------|------------|
| System Simulator                     | 152038     | CMW500         | R&S            | 2019.05.08 | 2020.05.07 |
| Receiver                             | MY54130016 | N9038A         | Agilent        | 2019.05.18 | 2020.05.17 |
| Test Antenna - Bi-Log                | 9163-519   | VULB 9163      | Schwarzbeck    | 2019.05.18 | 2020.05.17 |
| Test Antenna - Horn                  | 9170C-531  | BBHA9170       | Schwarzbeck    | 2019.08.06 | 2020.08.05 |
| Test Antenna - Horn                  | 01774      | BBHA 9120D     | Schwarzbeck    | 2019.08.02 | 2020.08.01 |
| Coaxial cable (N male) (9KHz-30MHz)  | CB04       | EMC04          | Morlab         | N/A        | N/A        |
| Coaxial cable (N male) (30MHz-26GHz) | CB02       | EMC02          | Morlab         | N/A        | N/A        |
| Coaxial cable(N male) (30MHz-26GHz)  | CB03       | EMC03          | Morlab         | N/A        | N/A        |
| 1-18GHz pre-Amplifier                | MA02       | TS-PR18        | Rohde& Schwarz | 2019.05.08 | 2020.05.07 |
| 18-26.5GHz pre-Amplifier             | MA03       | TS-PR18        | Rohde& Schwarz | 2019.05.08 | 2020.05.07 |
| Notch Filter                         | N/A        | WRCGV -LTE B2  | Wainwright     | 2019.12.01 | 2020.11.30 |
| Notch Filter                         | N/A        | WRCGV -LTE B4  | Wainwright     | 2019.12.01 | 2020.11.30 |
| Notch Filter                         | N/A        | WRCGV -LTE B5  | Wainwright     | 2019.12.01 | 2020.11.30 |
| Notch Filter                         | N/A        | WRCGV -LTE B7  | Wainwright     | 2019.12.01 | 2020.11.30 |
| Notch Filter                         | N/A        | WRCGV -LTE B12 | Wainwright     | 2019.12.01 | 2020.11.30 |
| Notch Filter                         | N/A        | WRCGV -LTE B17 | Wainwright     | 2019.12.01 | 2020.11.30 |
| Notch Filter                         | N/A        | WRCGV -LTE B19 | Wainwright     | 2019.12.01 | 2020.11.30 |



| Equipment Name   | Serial No. | Type              | Manufacturer | Cal. Date  | Cal.Due    |
|------------------|------------|-------------------|--------------|------------|------------|
| Notch Filter     | N/A        | WRCGV<br>-LTE B25 | Wainwright   | 2019.12.01 | 2020.11.30 |
| Notch Filter     | N/A        | WRCGV<br>-LTE B26 | Wainwright   | 2019.12.01 | 2020.11.30 |
| Notch Filter     | N/A        | WRCGV<br>-LTE B30 | Wainwright   | 2019.12.01 | 2020.11.30 |
| Notch Filter     | N/A        | WRCGV<br>-LTE 38  | Wainwright   | 2019.12.01 | 2020.11.30 |
| Notch Filter     | N/A        | WRCGV<br>-LTE B40 | Wainwright   | 2019.12.01 | 2020.11.30 |
| Notch Filter     | N/A        | WRCGV<br>-LTE B41 | Wainwright   | 2019.12.01 | 2020.11.30 |
| Anechoic Chamber | N/A        | 9m*6m*6m          | CRT          | 2017.11.19 | 2020.11.18 |

————— END OF REPORT —————