



REPORT No.: SZ20110224S01

Annex C Plots of System Performance Check

System Check_750MHz_Head

Communication System: UID 0, CW (0); Frequency: 750 MHz; Duty Cycle: 1:1

Medium: HSL_750 Medium parameters used: $f = 750 \text{ MHz}$; $\sigma = 0.919 \text{ S/m}$; $\epsilon_r = 42.261$; $\rho = 1000 \text{ kg/m}^3$

Ambient Temperature : 23.2 °C; Liquid Temperature : 22.6 °C

DASY5 Configuration:

- Probe: EX3DV4 - SN7515; ConvF(10.09, 10.09, 10.09); Calibrated: 2020.11.30;
- Sensor-Surface: 2mm (Mechanical Surface Detection)
- Electronics: DAE4 Sn480; Calibrated: 2020.06.02
- Phantom: SAM 2; Type: QD000P40CC; Serial: TP:1464
- Measurement SW: DASY52, Version 52.8 (8); SEMCAD X Version 14.6.10 (7331)

CW750/Area Scan (81x81x1): Interpolated grid: $dx=1.500 \text{ mm}$, $dy=1.500 \text{ mm}$

Maximum value of SAR (interpolated) = 3.60 W/kg

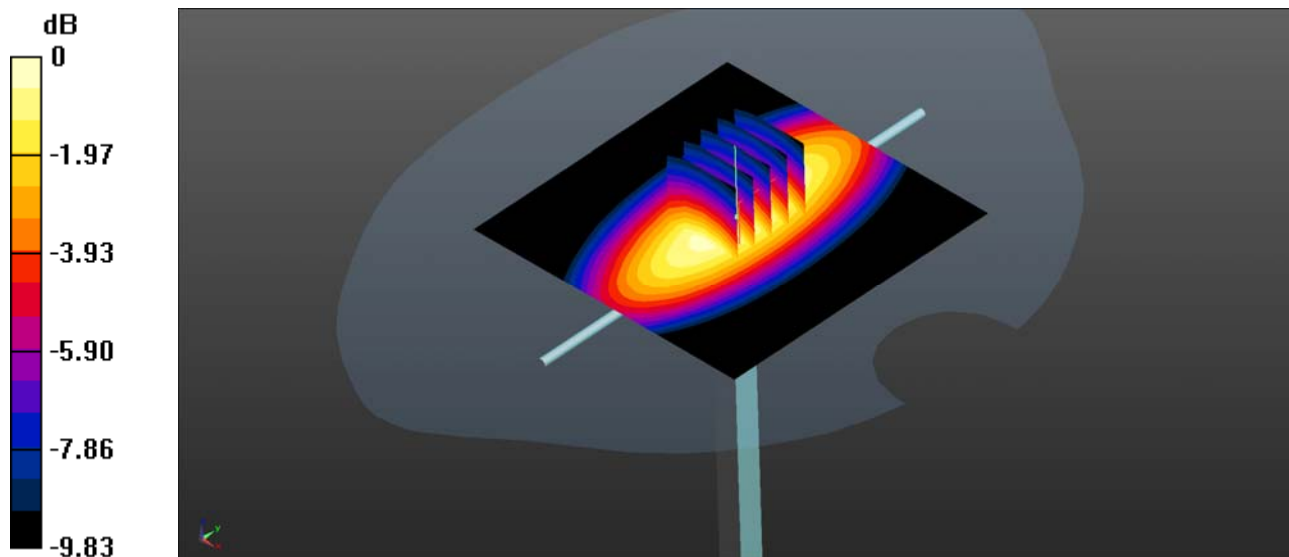
CW750/Zoom Scan (5x5x7)/Cube 0: Measurement grid: $dx=8\text{mm}$, $dy=8\text{mm}$, $dz=5\text{mm}$

Reference Value = 62.32 V/m; Power Drift = 0.08 dB

Peak SAR (extrapolated) = 5.15 W/kg

SAR(1 g) = 2.11 W/kg; SAR(10 g) = 1.34 W/kg

Maximum value of SAR (measured) = 3.61 W/kg



0 dB = 3.60 W/kg

System Check_835MHz_Head

Communication System: UID 0, CW (0); Frequency: 835 MHz; Duty Cycle: 1:1

Medium: HSL_835 Medium parameters used: $f = 835 \text{ MHz}$; $\sigma = 0.927 \text{ S/m}$; $\epsilon_r = 42.886$; $\rho = 1000 \text{ kg/m}^3$

Ambient Temperature : $23.2 \text{ }^\circ\text{C}$; Liquid Temperature : $22.6 \text{ }^\circ\text{C}$

DASY5 Configuration:

- Probe: EX3DV4 - SN7515; ConvF(9.74, 9.74, 9.74); Calibrated: 2020.11.30;
- Sensor-Surface: 2mm (Mechanical Surface Detection)
- Electronics: DAE4 Sn480; Calibrated: 2020.06.02
- Phantom: SAM 2; Type: QD000P40CC; Serial: TP:1464
- Measurement SW: DASY52, Version 52.8 (8); SEMCAD X Version 14.6.10 (7331)

CW835/Area Scan (81x81x1): Interpolated grid: $dx=1.500 \text{ mm}$, $dy=1.500 \text{ mm}$

Maximum value of SAR (interpolated) = 2.19 W/kg

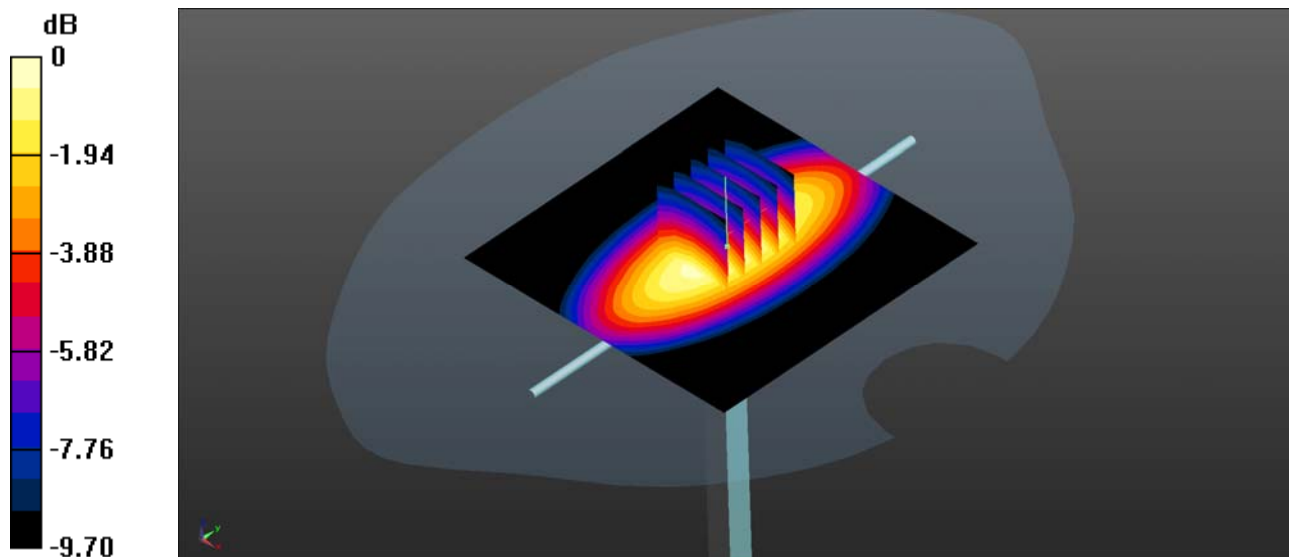
CW835/Zoom Scan (5x5x7)/Cube 0: Measurement grid: $dx=8\text{mm}$, $dy=8\text{mm}$, $dz=5\text{mm}$

Reference Value = 48.38 V/m ; Power Drift = 0.05 dB

Peak SAR (extrapolated) = 2.96 W/kg

SAR(1 g) = 2.32 W/kg ; SAR(10 g) = 1.46 W/kg

Maximum value of SAR (measured) = 2.20 W/kg



0 dB = 2.19 W/kg

System Check_1750MHz_Head

Communication System: UID 0, CW (0); Frequency: 1750 MHz; Duty Cycle: 1:1

Medium: HSL_1750 Medium parameters used: $f = 1750$ MHz; $\sigma = 1.398$ S/m; $\epsilon_r = 41.113$; $\rho = 1000$ kg/m³

Ambient Temperature : 23.2 °C; Liquid Temperature : 22.1 °C

DASY5 Configuration:

- Probe: EX3DV4 - SN7515; ConvF(8.53, 8.53, 8.53); Calibrated: 2020.11.30;
- Sensor-Surface: 2mm (Mechanical Surface Detection)
- Electronics: DAE4 Sn480; Calibrated: 2020.06.02
- Phantom: SAM 2; Type: QD000P40CC; Serial: TP:1464
- Measurement SW: DASY52, Version 52.8 (8); SEMCAD X Version 14.6.10 (7331)

CW1750/Area Scan (81x81x1): Interpolated grid: dx=1.500 mm, dy=1.500 mm

Maximum value of SAR (interpolated) = 8.83 W/kg

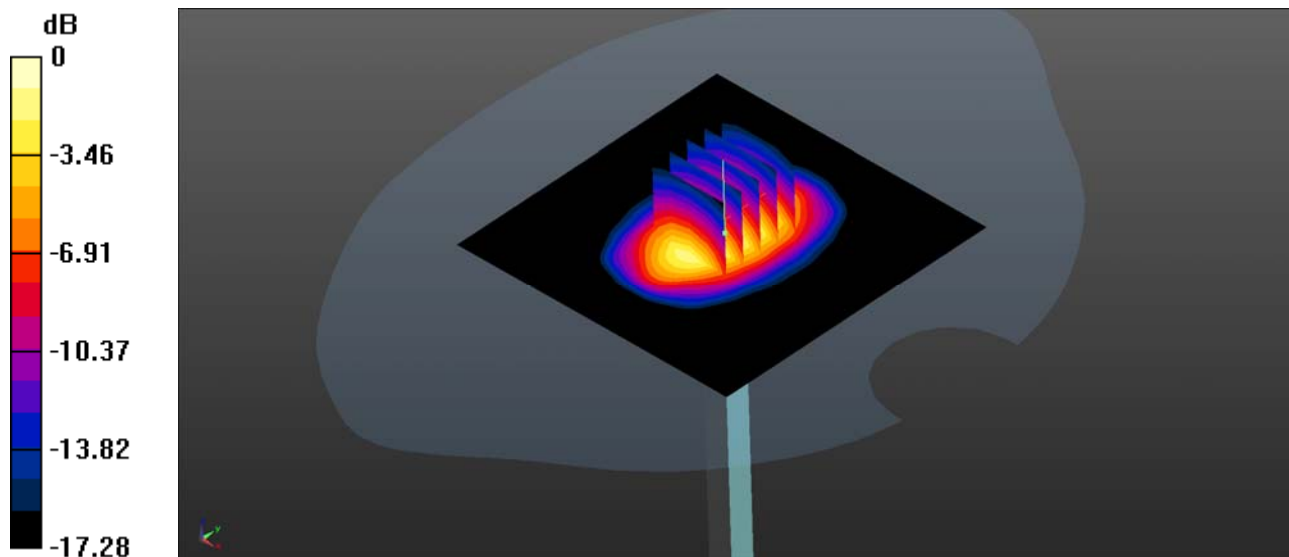
CW1750/Zoom Scan (5x5x7)/Cube 0: Measurement grid: dx=8mm, dy=8mm, dz=5mm

Reference Value = 79.23 V/m; Power Drift = -0.02 dB

Peak SAR (extrapolated) = 14.5 W/kg

SAR(1 g) = 9.53 W/kg; SAR(10 g) = 5.14 W/kg

Maximum value of SAR (measured) = 8.96 W/kg



0 dB = 8.96 W/kg

System Check_1900MHz_Head

Communication System: UID 0, CW (0); Frequency: 1900 MHz; Duty Cycle: 1:1

Medium: HSL_1900 Medium parameters used: $f = 1900$ MHz; $\sigma = 1.417$ S/m; $\epsilon_r = 41.168$; $\rho = 1000$ kg/m³

Ambient Temperature : 23.2 °C; Liquid Temperature : 22.4 °C

DASY5 Configuration:

- Probe: EX3DV4 - SN7515; ConvF(8.13, 8.13, 8.13); Calibrated: 2020.11.30;
- Sensor-Surface: 2mm (Mechanical Surface Detection)
- Electronics: DAE4 Sn480; Calibrated: 2020.06.02
- Phantom: SAM 2; Type: QD000P40CC; Serial: TP:1464
- Measurement SW: DASY52, Version 52.8 (8); SEMCAD X Version 14.6.10 (7331)

CW1900/Area Scan (81x81x1): Interpolated grid: dx=1.500 mm, dy=1.500 mm

Maximum value of SAR (interpolated) = 17.7 W/kg

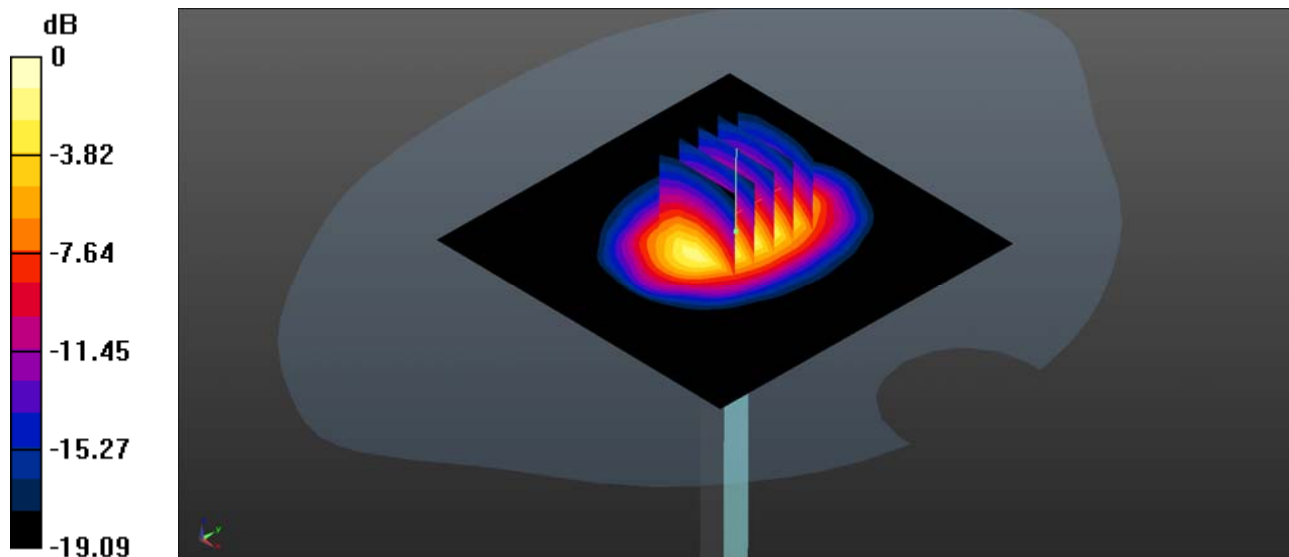
CW1900/Zoom Scan (5x5x7)/Cube 0: Measurement grid: dx=8mm, dy=8mm, dz=5mm

Reference Value = 111.1 V/m; Power Drift = 0.01 dB

Peak SAR (extrapolated) = 31.4 W/kg

SAR(1 g) = 10.09 W/kg; SAR(10 g) = 5.26 W/kg

Maximum value of SAR (measured) = 17.4 W/kg



0 dB = 17.7 W/kg

System Check_2450MHz_Head

Communication System: UID 0, CW (0); Frequency: 2450 MHz; Duty Cycle: 1:1

Medium: HSL_2450 Medium parameters used: $f = 2450$ MHz; $\sigma = 1.795$ S/m; $\epsilon_r = 40.179$; $\rho = 1000$ kg/m³

Ambient Temperature : 23.2 °C; Liquid Temperature : 22.3 °C

DASY5 Configuration:

- Probe: EX3DV4 - SN7515; ConvF(7.34, 7.34, 7.34); Calibrated: 2020.11.30;
- Sensor-Surface: 2mm (Mechanical Surface Detection)
- Electronics: DAE4 Sn480; Calibrated: 2020.06.02
- Phantom: SAM 2; Type: QD000P40CC; Serial: TP:1464
- Measurement SW: DASY52, Version 52.8 (8); SEMCAD X Version 14.6.10 (7331)

CW2450/Area Scan (71x81x1): Interpolated grid: dx=1.200 mm, dy=1.200 mm

Maximum value of SAR (interpolated) = 25.9 W/kg

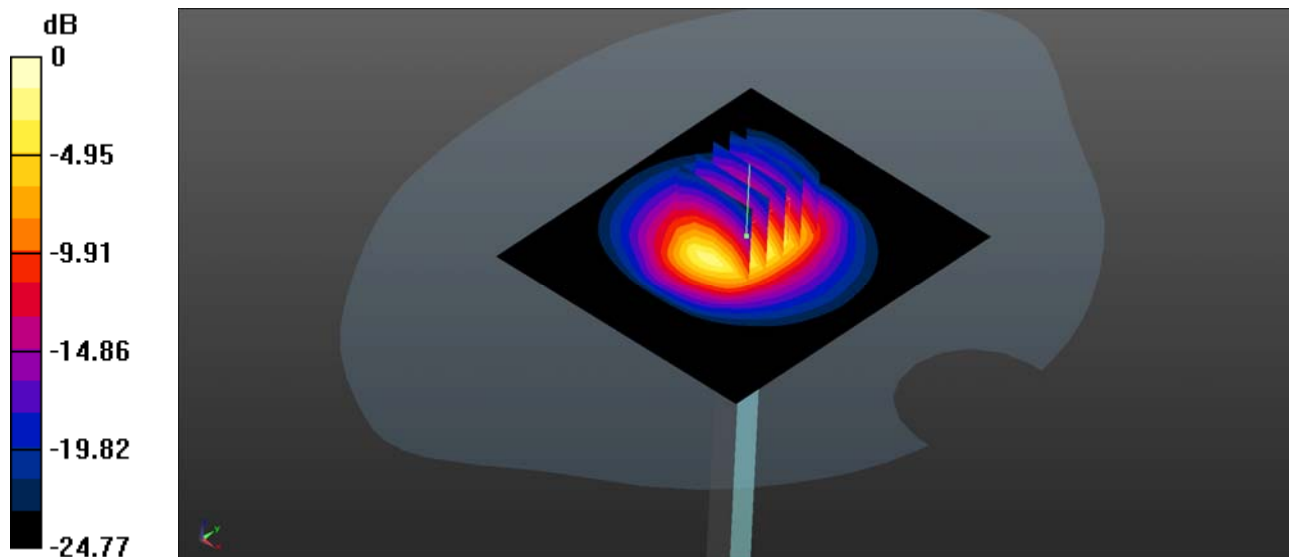
CW2450/Zoom Scan (5x5x7)/Cube 0: Measurement grid: dx=5mm, dy=5mm, dz=5mm

Reference Value = 111.5 V/m; Power Drift = 0.07 dB

Peak SAR (extrapolated) = 51.7 W/kg

SAR(1 g) = 13.22 W/kg; SAR(10 g) = 6.09 W/kg

Maximum value of SAR (measured) = 24.2 W/kg



0 dB = 25.9 W/kg

System Check_2600MHz_Head

Communication System: UID 0, CW (0); Frequency: 2600 MHz; Duty Cycle: 1:1

Medium: HSL_2600 Medium parameters used: $f = 2600$ MHz; $\sigma = 1.916$ S/m; $\epsilon_r = 40.266$; $\rho = 1000$ kg/m³

Ambient Temperature : 23.2 °C; Liquid Temperature : 22.3 °C

DASY5 Configuration:

- Probe: EX3DV4 - SN7515; ConvF(7.3, 7.3, 7.3); Calibrated: 2020.11.30;
- Sensor-Surface: 2mm (Mechanical Surface Detection)
- Electronics: DAE4 Sn480; Calibrated: 2020.06.02
- Phantom: SAM 2; Type: QD000P40CC; Serial: TP:1464
- Measurement SW: DASY52, Version 52.8 (8); SEMCAD X Version 14.6.10 (7331)

CW2600/Area Scan (101x101x1): Interpolated grid: dx=1.200 mm, dy=1.200 mm

Maximum value of SAR (interpolated) = 22.9 W/kg

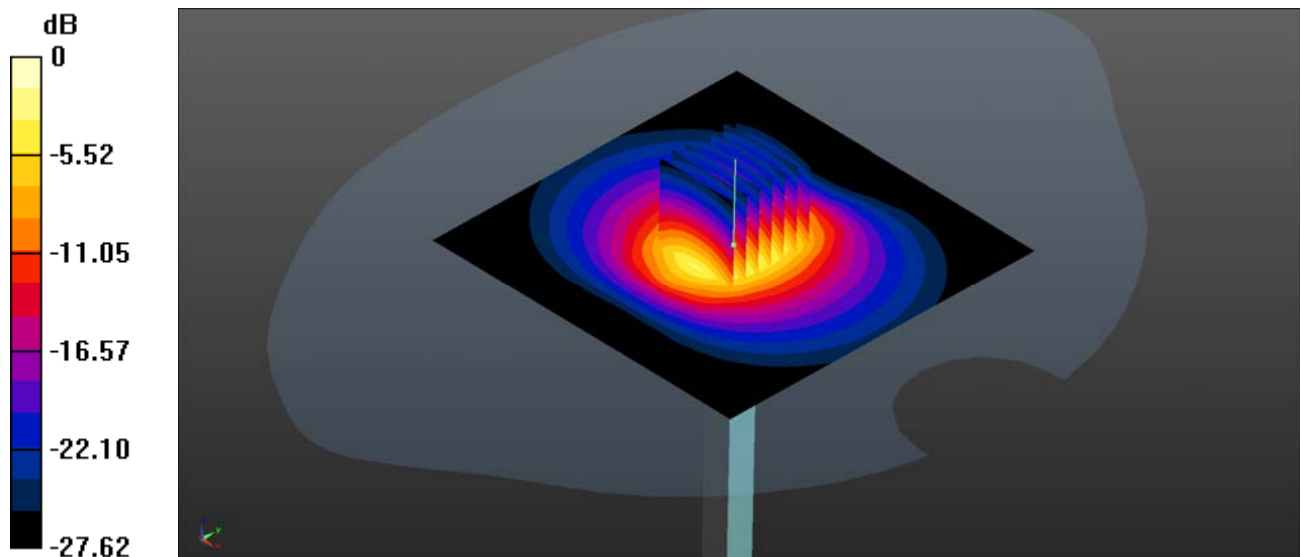
CW2600/Zoom Scan (7x7x7)/Cube 0: Measurement grid: dx=5mm, dy=5mm, dz=5mm

Reference Value = 108.2 V/m; Power Drift = -0.01 dB

Peak SAR (extrapolated) = 53.6 W/kg

SAR(1 g) = 13.45 W/kg; SAR(10 g) = 6.14 W/kg

Maximum value of SAR (measured) = 22.6 W/kg



0 dB = 22.9 W/kg