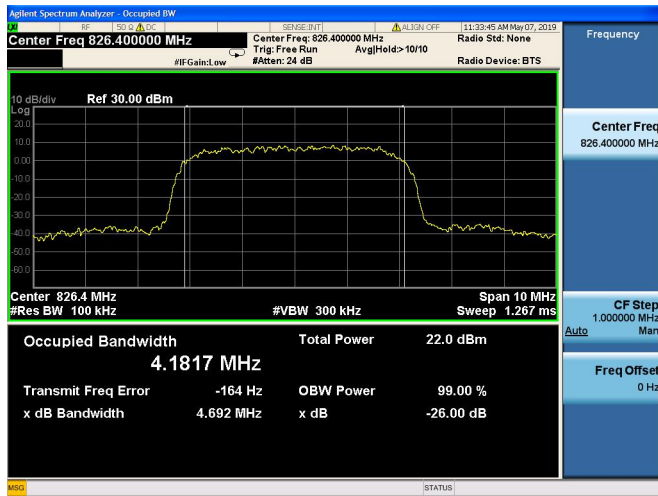
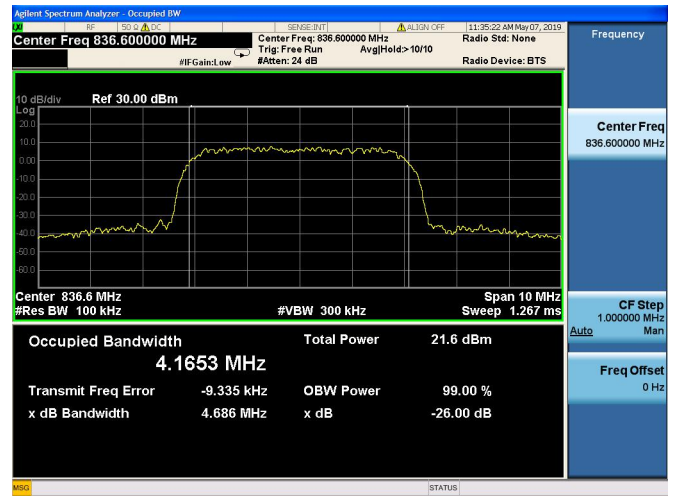




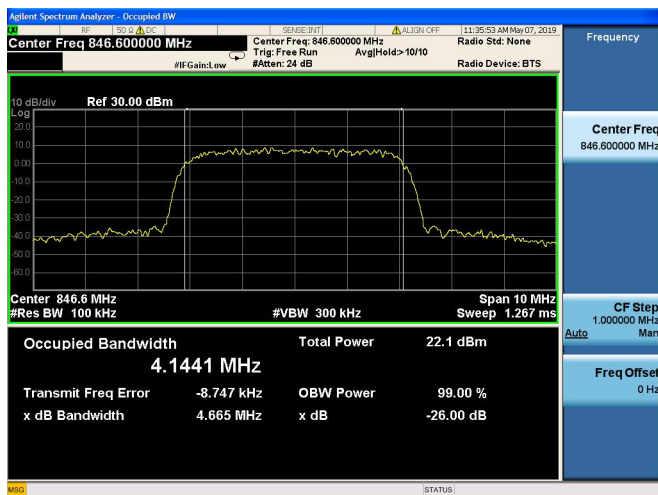
WCDMA Band VCH4132 826.4MHz



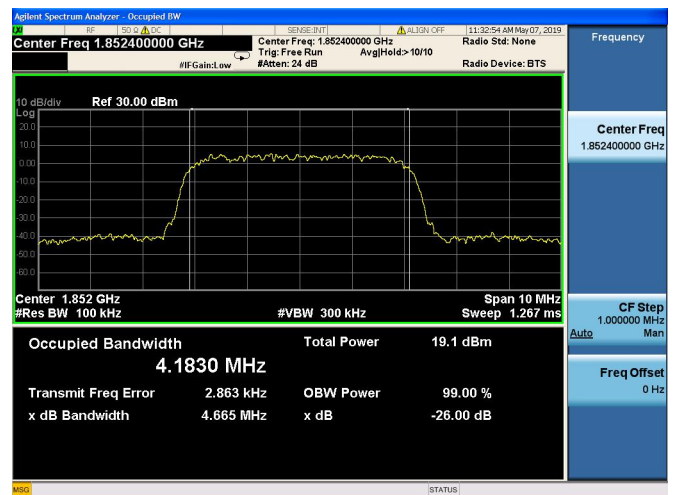
WCDMA Band VCH4182 836.4MHz



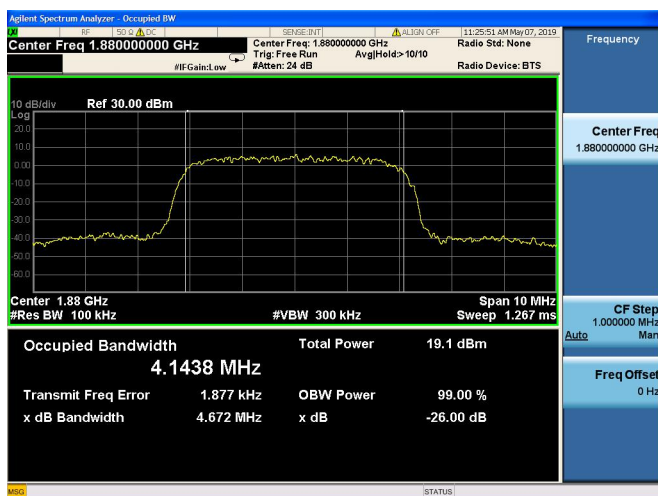
WCDMA Band VCH4233 846.6MHz



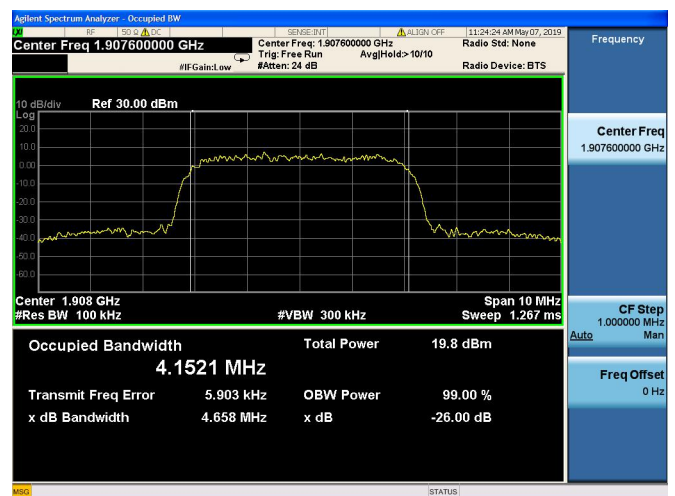
WCDMA Band II CH9262 1852.4MHz



WCDMA Band II CH9400 1880.0MHz

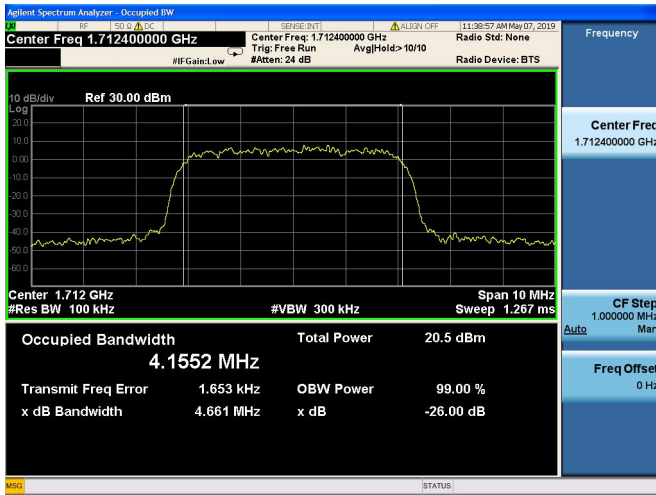


WCDMA Band II CH9538 1907.6MHz

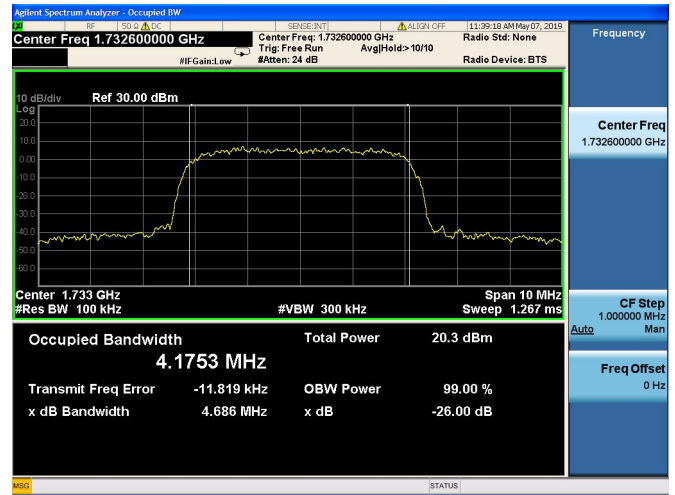




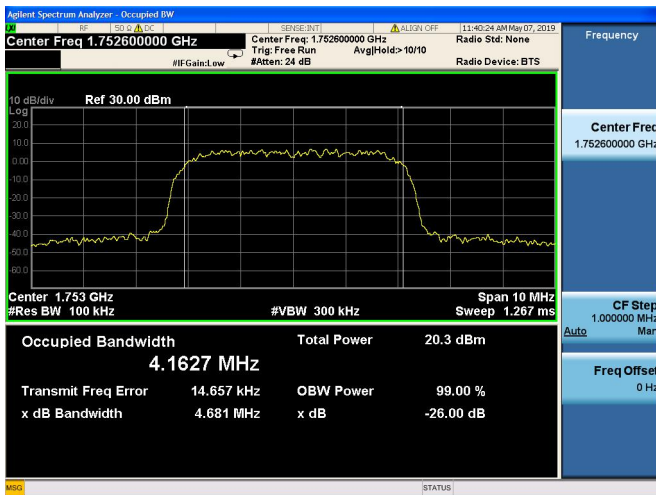
WCDMA Band IV CH1312 1712.4MHz



WCDMA Band IV CH1413 1732.6MHz



WCDMA Band IV CH1513 1752.6MHz



2.4. Frequency Stability

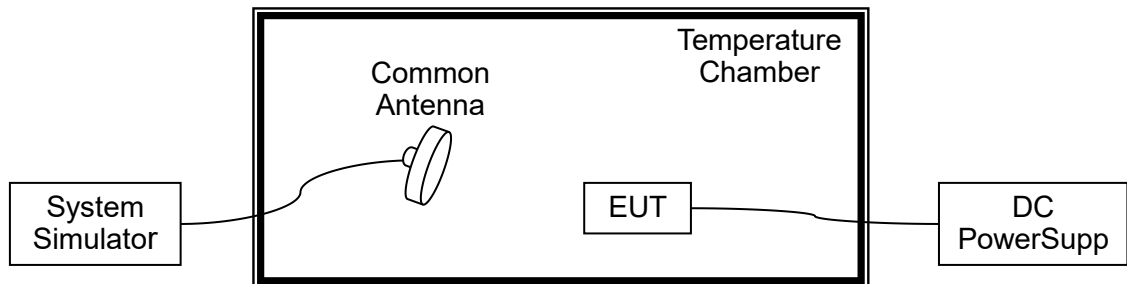
2.4.1. Requirement

According to FCC section 22.355, 24.235 and 27.54 the frequency stability shall be sufficient to ensure that the fundamental emission stays within the authorized frequency block. According to FCC section 2.1055, the test conditions are:

- (a) The temperature is varied from -30°C to $+50^{\circ}\text{C}$ at intervals of not more than 10°C .
- (b) For hand carried battery powered equipment, the primary supply voltage is reduced to the battery operating end point which shall be specified by the manufacture. The supply voltage shall be measured at the input to the cable normally provided with the equipment, or at the power supply terminals if cables are not normally provided.

2.4.2. Test Description

Test Setup:



The EUT, which is powered by the DC Power Supply directly, is located in the Temperature Chamber. The EUT is commanded by the System Simulator (SS) to operate at the maximum output power i.e. Power Control Level (PCL) = 5 and Power Class = 4. A call is established between the EUT and the SS via a Common Antenna.

**2.4.3. Test Result****A. Test Verdict:**

GSM 850MHz, Channel 190, Frequency 836.6MHz					
Limit =±2.5ppm					
Voltage(%)	Power(V DC)	Temp(°C)	Fre. Dev. (Hz)	Deviation (ppm)	Result
100	3.8	+20(Ref)	32	0.038	PASS
100		-20	-77	-0.092	
100		-10	-43	-0.051	
100		0	-73	-0.087	
100		+10	-73	-0.087	
100		+20	42	0.050	
100		+30	57	0.068	
100		+40	43	0.051	
100		+50	31	0.037	
100		+55	14	0.017	
115	4.35	+20	-59	-0.071	
85	3.5	+20	-25	-0.030	

GSM 1900MHz, Channel 661, Frequency 1880.0MHz					
Limit =Within Authorized Band					
Voltage(%)	Power(V DC)	Temp(°C)	Fre. Dev. (Hz)	Deviation (ppm)	Result
100	3.8	+20(Ref)	34	0.018	PASS
100		-20	46	0.024	
100		-10	-17	-0.009	
100		0	25	0.013	
100		+10	-27	-0.014	
100		+20	-57	-0.030	
100		+30	31	0.016	
100		+40	71	0.038	
100		+50	54	0.029	
100		+55	25	0.013	
115	4.35	+20	-18	-0.010	
85	3.5	+20	35	0.019	



EDGE 850MHz, Channel 190, Frequency 836.6MHz					
Limit =±2.5ppm					
Voltage(%)	Power(V DC)	Temp(°C)	Fre. Dev. (Hz)	Deviation (ppm)	Result
100	3.8	+20(Ref)	17	0.020	PASS
100		-20	-32	-0.038	
100		-10	-54	-0.065	
100		0	-48	-0.057	
100		+10	-59	-0.071	
100		+20	64	0.077	
100		+30	57	0.068	
100		+40	43	0.051	
100		+50	31	0.037	
100		+55	74	0.088	
115	4.35	+20	-68	-0.081	
85	3.5	+20	-48	-0.057	

EDGE 1900MHz, Channel 661, Frequency 1880.0MHz					
Limit =Within Authorized Band					
Voltage(%)	Power(V DC)	Temp(°C)	Fre. Dev. (Hz)	Deviation (ppm)	Result
100	3.8	+20(Ref)	36	0.019	PASS
100		-20	46	0.024	
100		-10	-81	-0.043	
100		0	41	0.022	
100		+10	-27	-0.014	
100		+20	-74	-0.039	
100		+30	31	0.016	
100		+40	65	0.035	
100		+50	27	0.014	
100		+55	41	0.022	
115	4.35	+20	-13	-0.007	
85	3.5	+20	35	0.019	



WCDMA Band V, Channel 4182, Frequency 836.4MHz					
Limit =±2.5ppm					
Voltage(%)	Power(V DC)	Temp(°C)	Fre. Dev. (Hz)	Deviation (ppm)	Result
100	3.8	+20(Ref)	31	0.037	PASS
100		-20	-19	-0.023	
100		-10	-64	-0.077	
100		0	-11	-0.013	
100		+10	-35	-0.042	
100		+20	42	0.050	
100		+30	76	0.091	
100		+40	15	0.018	
100		+50	53	0.063	
100		+55	62	0.074	
115	4.35	+20	-54	-0.065	
85	3.5	+20	-63	-0.075	

WCDMA Band II, Channel 9400, Frequency 1880.0MHz					
Limit =Within Authorized Band					
Voltage(%)	Power(V DC)	Temp(°C)	Fre. Dev. (Hz)	Deviation (ppm)	Result
100	3.8	+20(Ref)	41	0.022	PASS
100		-20	63	0.034	
100		-10	-81	-0.043	
100		0	41	0.022	
100		+10	-36	-0.019	
100		+20	-27	-0.014	
100		+30	31	0.016	
100		+40	65	0.035	
100		+50	27	0.014	
100		+55	52	0.028	
115	4.35	+20	-13	-0.007	
85	3.5	+20	25	0.013	



WCDMA Band IV, Channel 1413, Frequency 1732.6MHz					
Limit =Within Authorized Band					
Voltage(%)	Power(V DC)	Temp(°C)	Fre. Dev. (Hz)	Deviation (ppm)	Result
100	3.8	+20(Ref)	24	0.029	PASS
100		-20	-19	-0.023	
100		-10	-35	-0.042	
100		0	-11	-0.013	
100		+10	-22	-0.026	
100		+20	42	0.050	
100		+30	76	0.091	
100		+40	31	0.037	
100		+50	53	0.063	
100		+55	62	0.074	
115		4.35	+20	-34	
85	3.5	+20	24	0.029	

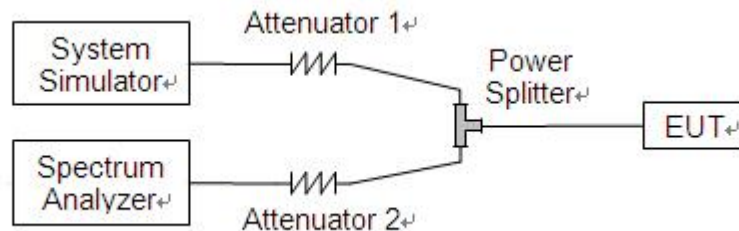
2.5. Conducted Out of Band Emissions

2.5.1. Requirement

According to FCC section 22.917(a), 24.238(a) and 27.53(h) the power of any emission outside of the authorized operating frequency ranges must be attenuated below the transmitting power (P) by a factor of at least $43+10*\log(P)$ dB. This calculated to be -13dBm.

2.5.2. Test Description

Test Setup:



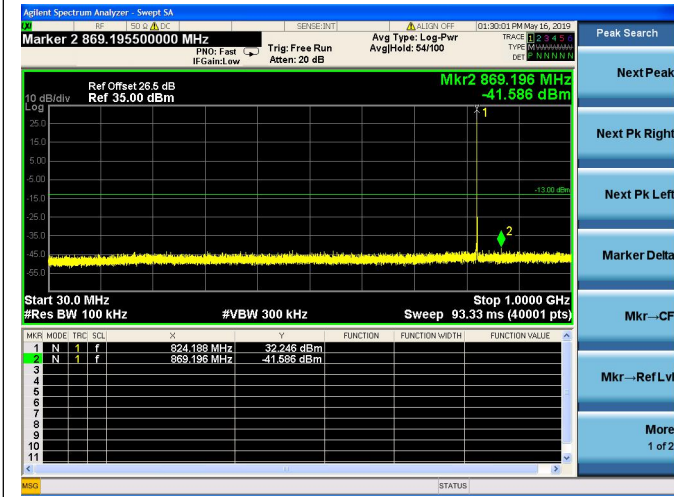
The EUT is coupled to the Spectrum Analyzer (SA) and the System Simulator (SS) with Attenuators through the Power Splitter; the RF load attached to the EUT antenna terminal is 50Ohm; the path loss as the factor is calibrated to correct the reading. The EUT is commanded by the SS to operate at the maximum output power i.e. Power Control Level (PCL) = 5 and Power Class = 4. A call is established between the EUT and the SS.

2.5.3. Test Result

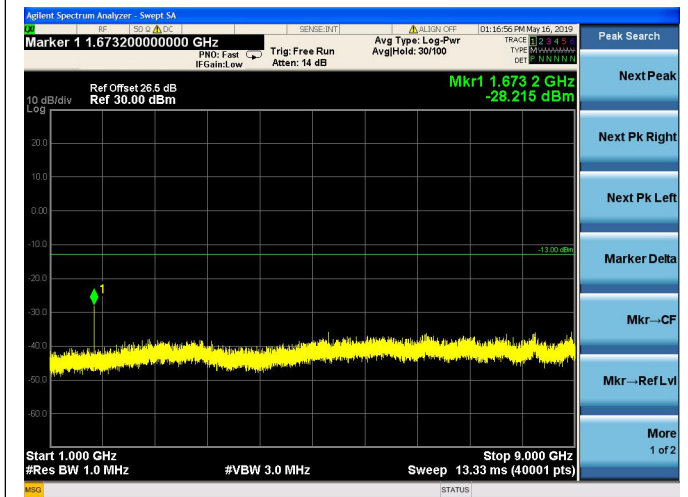
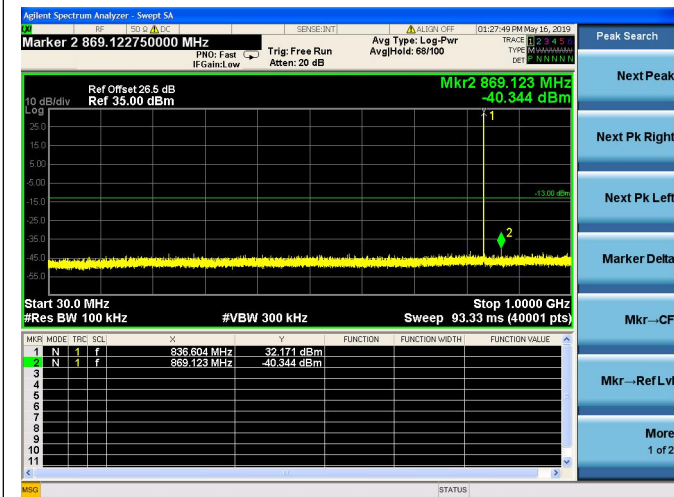
The measurement frequency range is from 30MHz to the 10th harmonic of the fundamental frequency. The lowest, middle and highest channels are tested to verify the out of band emissions.



GSM 850MHz CH128 824.2MHz



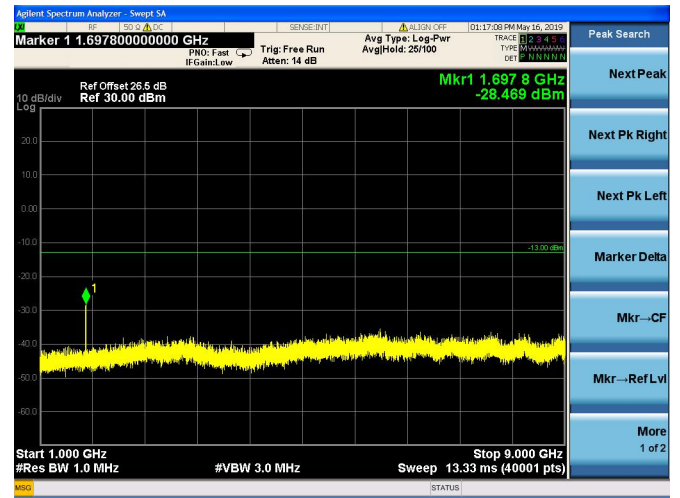
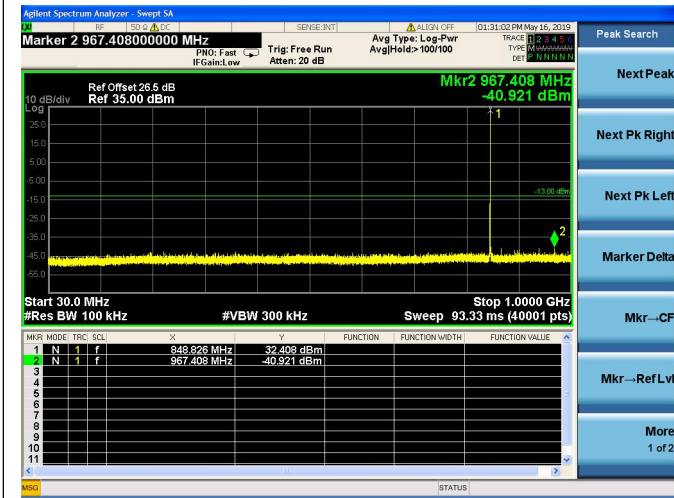
GSM 850MHz CH190 836.6MHz



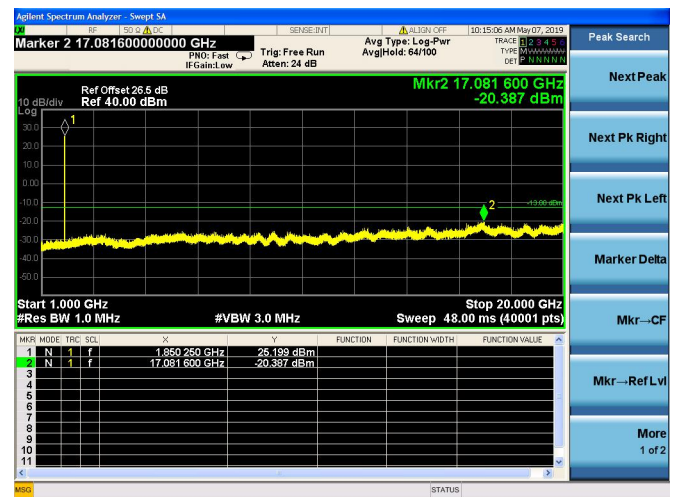
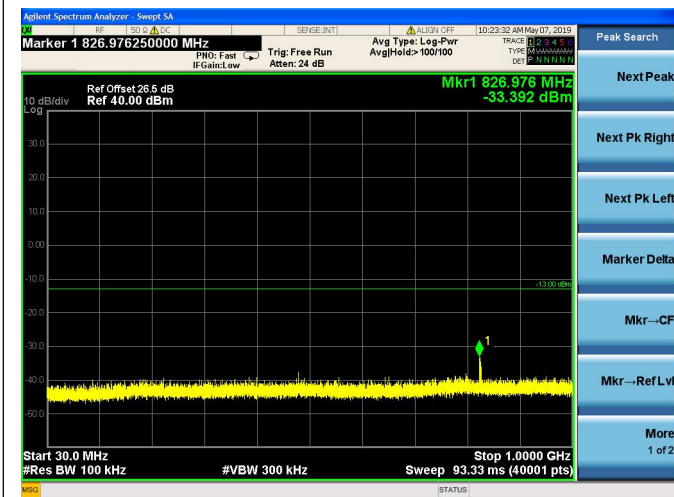
GSM 850MHz CH251 848.8MHz



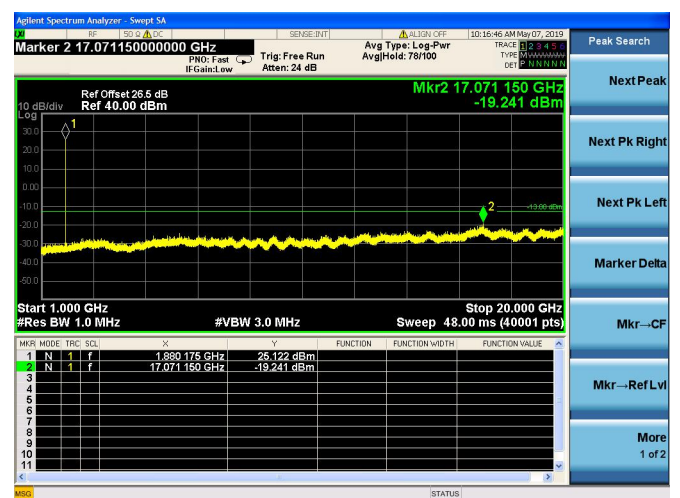
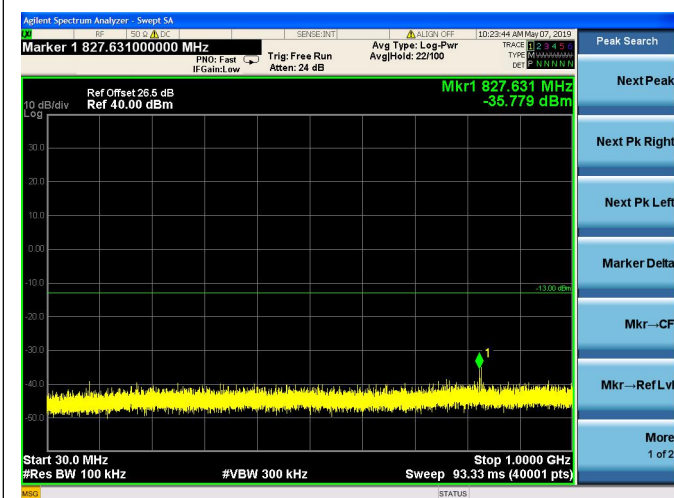
GSM 850MHz CH128 824.2MHz



GSM 1900MHz CH521 1850.2MHz

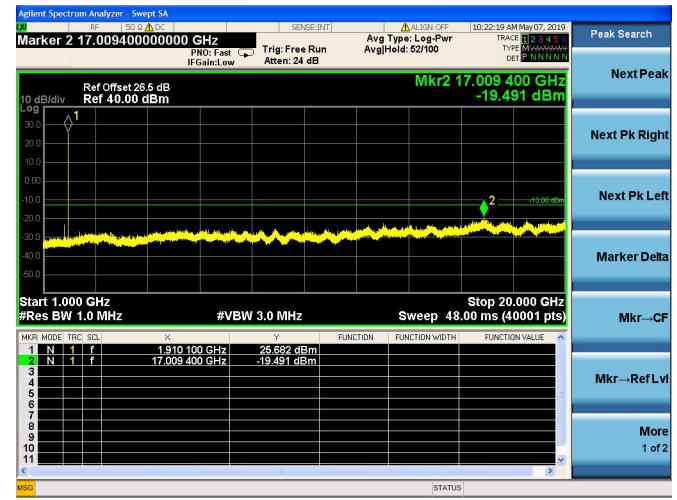
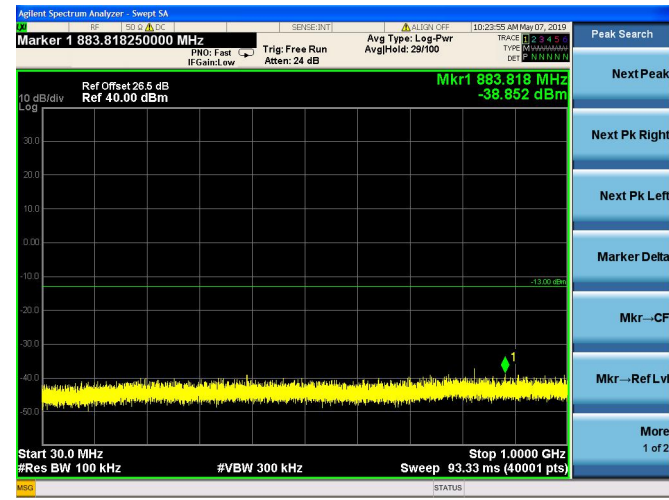


GSM 1900MHz CH661 1880.0MHz

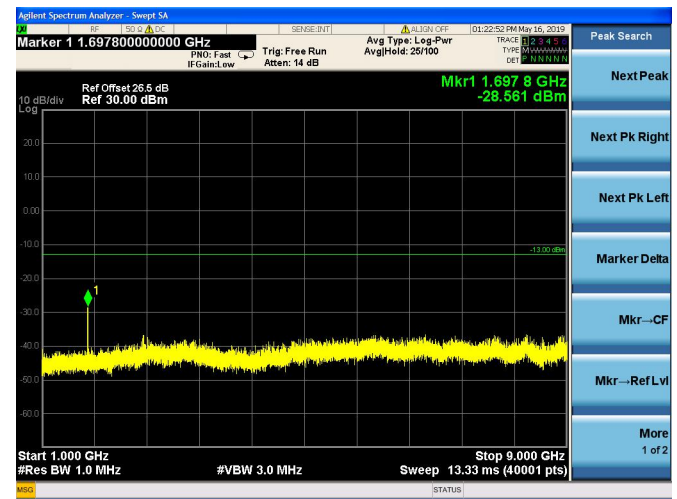
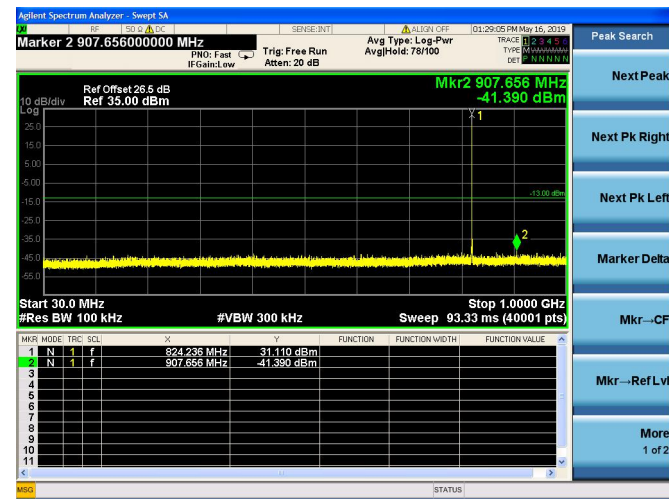




GSM 850MHz CH128 824.2MHz
GSM 1900MHz CH810 1909.8MHz



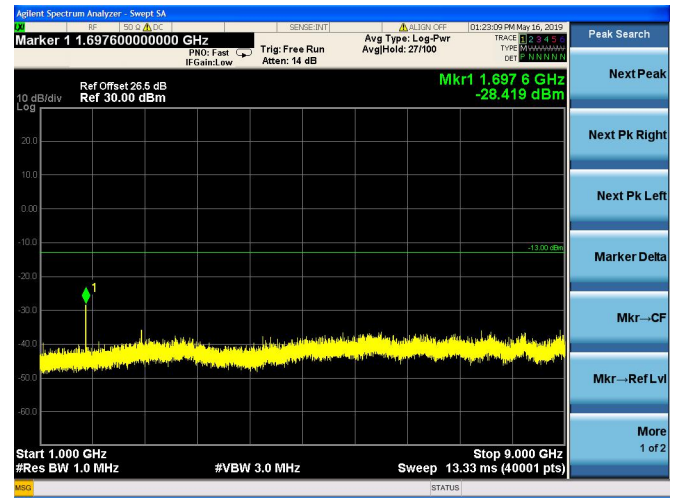
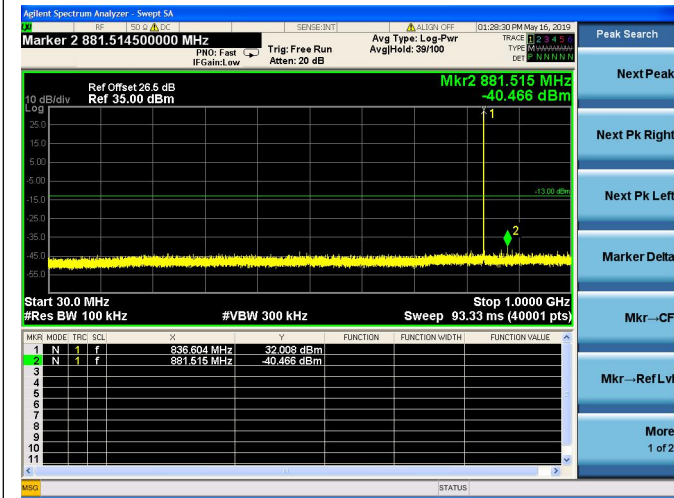
EDGE 850MHz CH128 824.2MHz



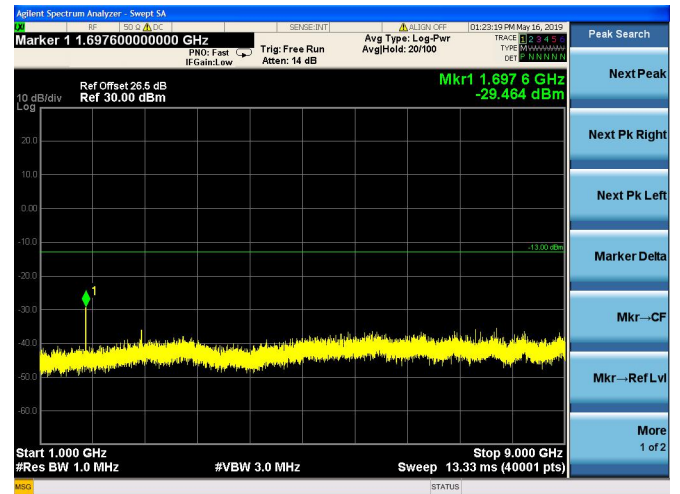
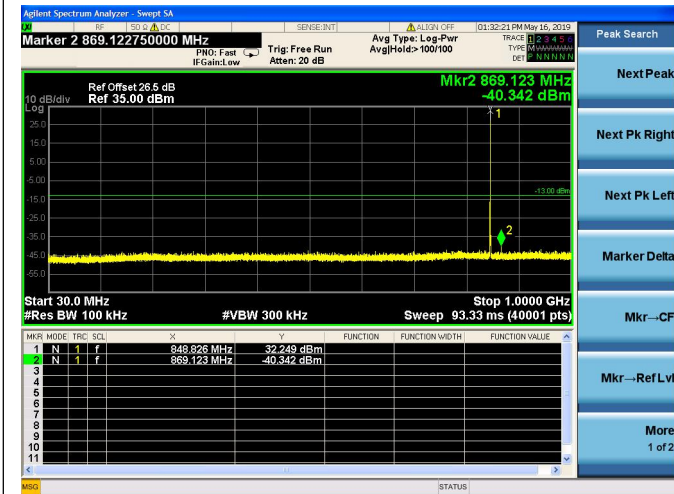
EDGE 850MHz CH190 836.6MHz



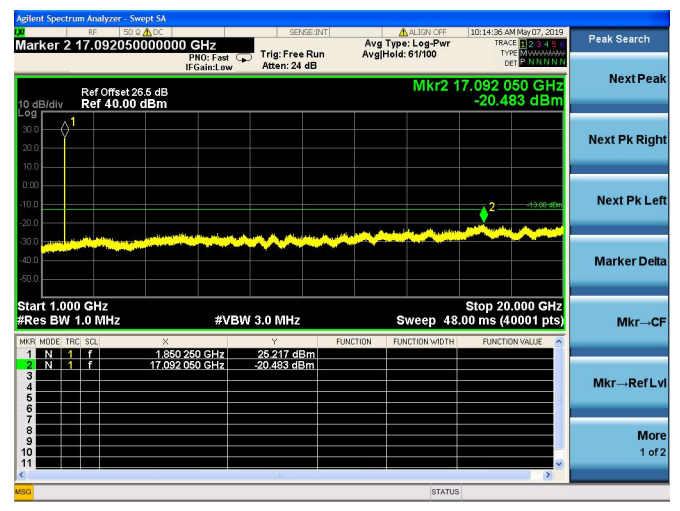
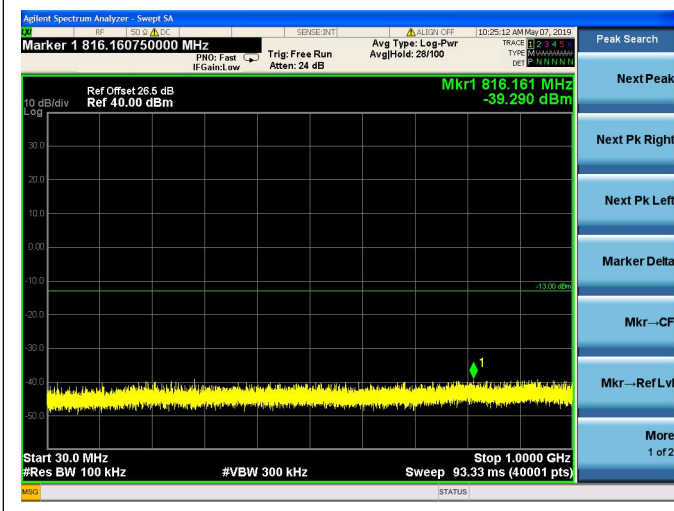
GSM 850MHz CH128 824.2MHz



EDGE 850MHz CH251 848.8MHz

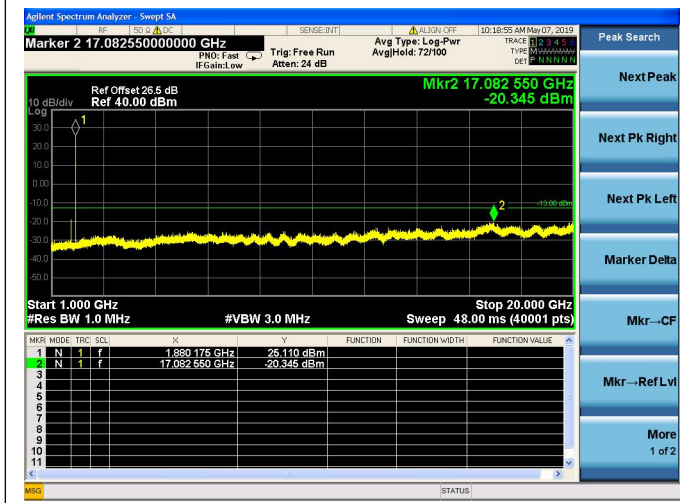
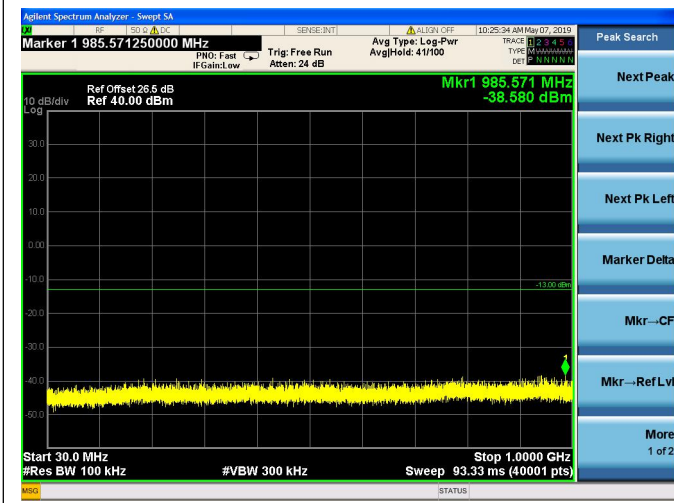


EDGE 1900MHz CH521 1850.2MHz

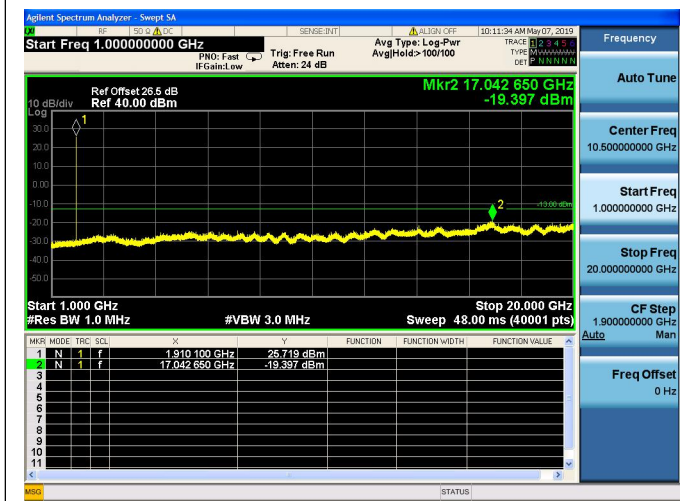
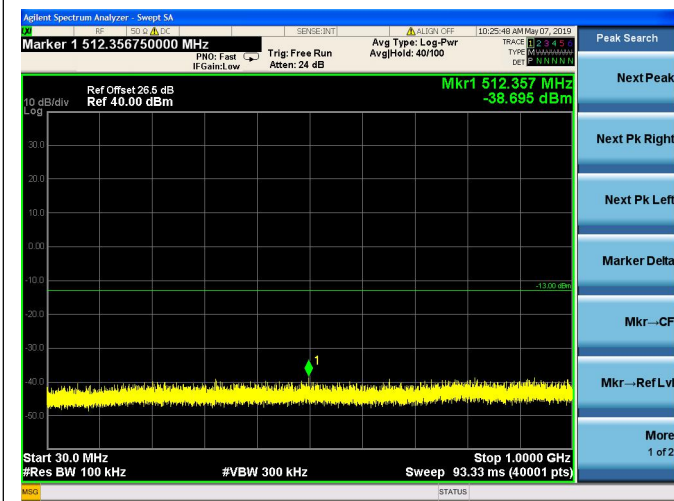




GSM 850MHz CH128 824.2MHz
EDGE 1900MHz CH661 1880.0MHz



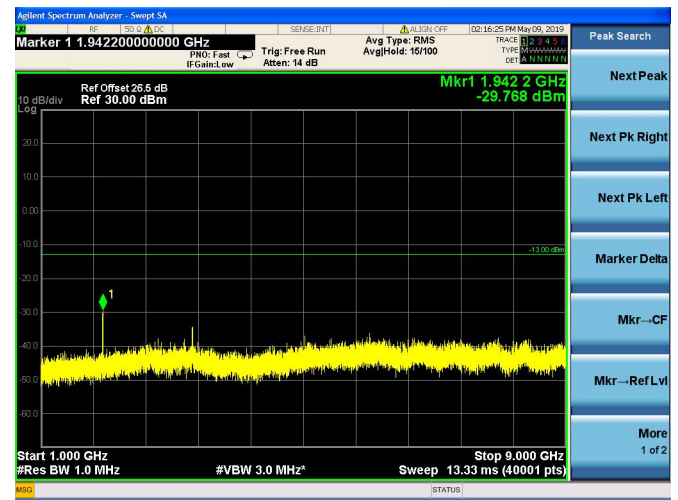
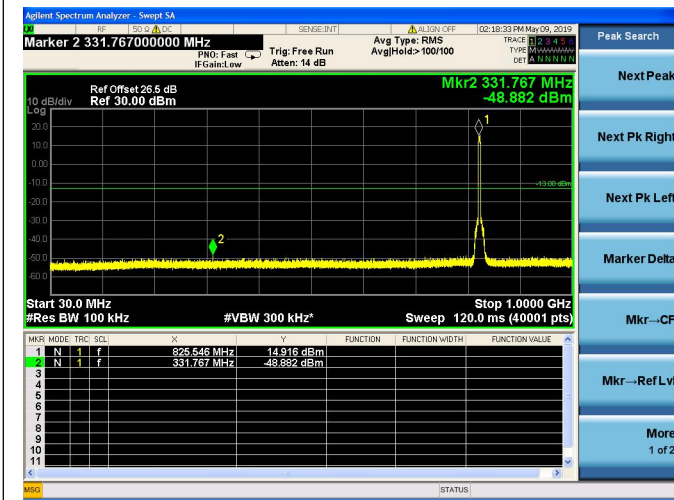
EDGE 1900MHz CH810 1909.8MHz



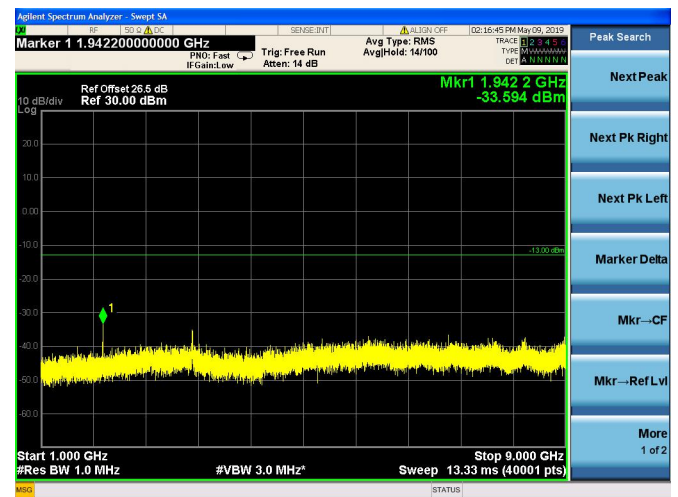
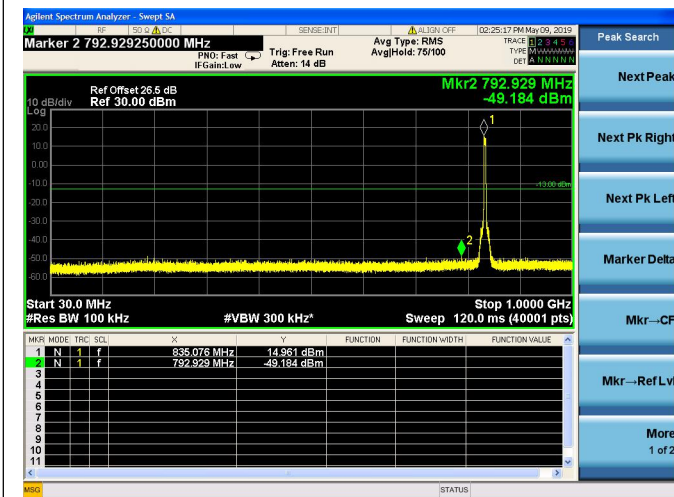
WCDMA Band V CH4132 826.4MHz



GSM 850MHz CH128 824.2MHz



WCDMA Band V CH4182 836.4MHz



WCDMA Band V CH4233 846.6MHz

