



REPORT No.: SZ23080276S03

## Annex C Plots of T-Coil Test Results

## HAC\_T-Coil\_GSM850\_GSM Voice\_Ch189\_Z

Communication System: UID 0, Generic GSM (0); Frequency: 836.6 MHz; Duty Cycle: 1:8.30042

Medium: Air Medium parameters used:  $\sigma = 0$  S/m,  $\epsilon_r = 1$ ;  $\rho = 0$  kg/m<sup>3</sup>

Ambient Temperature : 23.2 °C

DASY5 Configuration:

- Probe: AM1DV3 - 1048; ; Calibrated: 2023.6.13
- Sensor-Surface: 0mm (Fix Surface)
- Electronics: DAE4 Sn1643; Calibrated: 2023.2.22
- Phantom: HAC Test Arch with AMCC; Type: SD HAC P01 BA;
- Measurement SW: DASY52, Version 52.10 (4); SEMCAD X Version 14.6.14 (7501)


**Ch189/z (axial) 4.2mm 50 x 50/ABM SNR(x,y,z) (13x15x1):** Measurement grid: dx=10mm, dy=10mm

ABM1/ABM2 = 47.64 dB

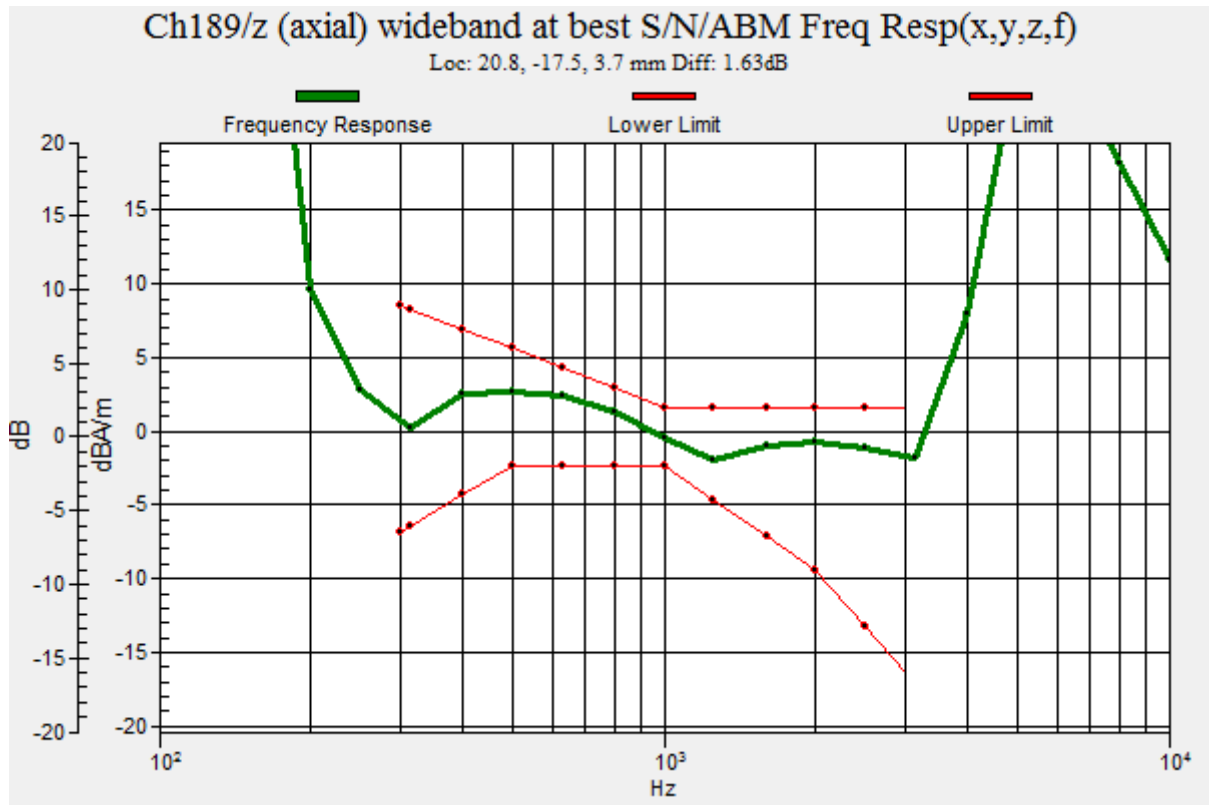
ABM1 comp = 3.01 dBA/m

BWC Factor = 0.15 dB

Location: 20.8, -17.5, 3.7 mm



0 dB = 241.0 = 47.64 dB



## HAC\_T-Coil\_GSM850\_GSM Voice\_Ch189\_Y

Communication System: UID 0, Generic GSM (0); Frequency: 836.6 MHz; Duty Cycle: 1:8.30042

Medium: Air Medium parameters used:  $\sigma = 0$  S/m,  $\epsilon_r = 1$ ;  $\rho = 0$  kg/m<sup>3</sup>

Ambient Temperature : 23.2 °C

DASY5 Configuration:

- Probe: AM1DV3 - 1048; ; Calibrated: 2023.6.13
- Sensor-Surface: 0mm (Fix Surface)
- Electronics: DAE4 Sn1643; Calibrated: 2023.2.22
- Phantom: HAC Test Arch with AMCC; Type: SD HAC P01 BA;
- Measurement SW: DASY52, Version 52.10 (4); SEMCAD X Version 14.6.14 (7501)


**Ch189/y (transversal) 4.2mm 50 x 50/ABM SNR(x,y,z) (13x15x1):** Measurement grid: dx=10mm, dy=10mm

ABM1/ABM2 = 42.77 dB

ABM1 comp = -7.18 dBA/m

BWC Factor = 0.15 dB

Location: 12.5, -21.7, 3.7 mm



0 dB = 137.6 = 42.77 dB

## HAC\_T-Coil\_GSM1900\_GSM Voice\_Ch661\_Z

Communication System: UID 0, Generic GSM (0); Frequency: 1880 MHz; Duty Cycle: 1:8.30042

Medium: Air Medium parameters used:  $\sigma = 0$  S/m,  $\epsilon_r = 1$ ;  $\rho = 0$  kg/m<sup>3</sup>

Ambient Temperature : 23.2 °C

DASY5 Configuration:

- Probe: AM1DV3 - 1048; ; Calibrated: 2023.6.13
- Sensor-Surface: 0mm (Fix Surface)
- Electronics: DAE4 Sn1643; Calibrated: 2023.2.22
- Phantom: HAC Test Arch with AMCC; Type: SD HAC P01 BA;
- Measurement SW: DASY52, Version 52.10 (4); SEMCAD X Version 14.6.14 (7501)

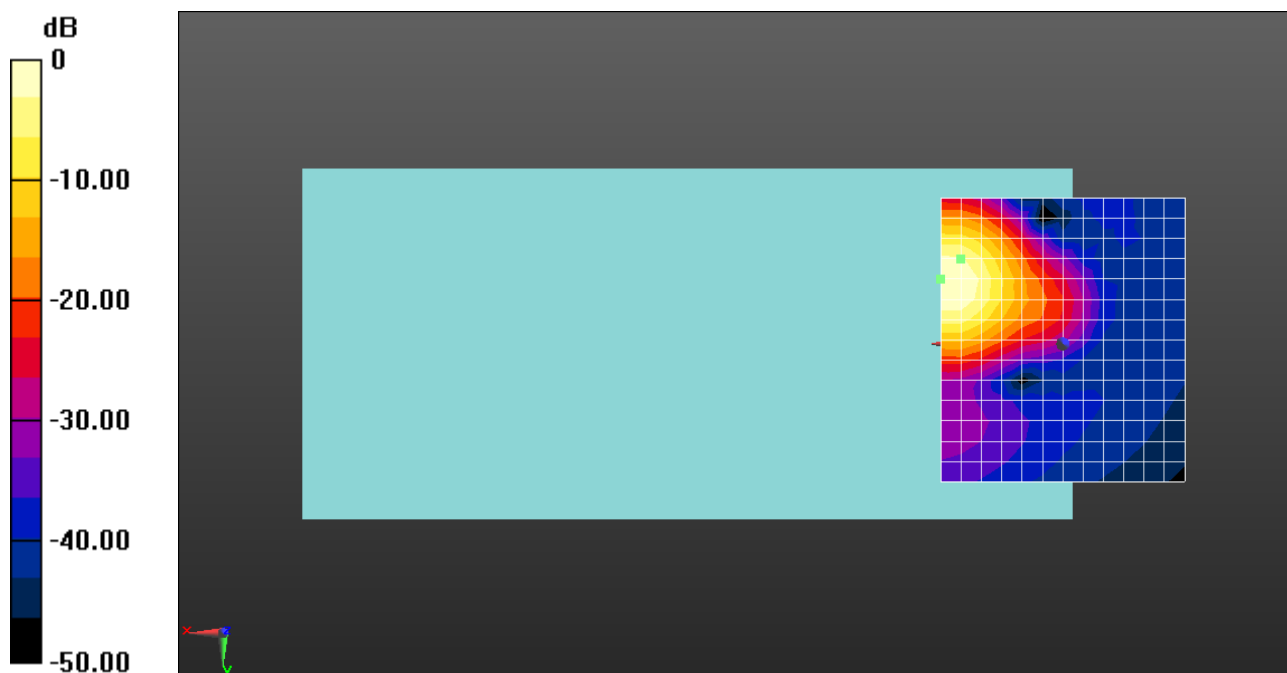
**Ch661/z (axial) 4.2mm 50 x 50/ABM SNR(x,y,z) (13x15x1):** Measurement grid: dx=10mm, dy=10mm

ABM1/ABM2 = 48.10 dB

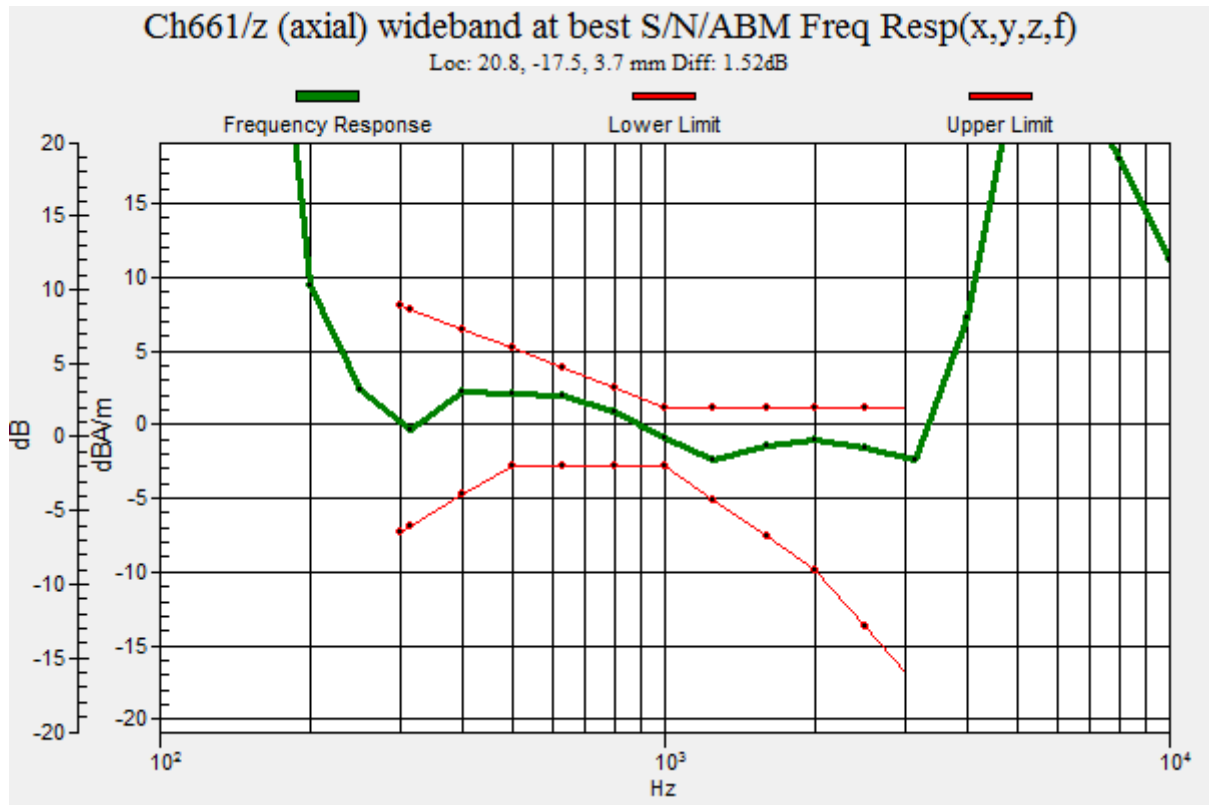
ABM1 comp = 2.76 dBA/m

BWC Factor = 0.15 dB

Location: 20.8, -17.5, 3.7 mm



0 dB = 254.0 = 48.10 dB



## HAC\_T-Coil\_GSM1900\_GSM Voice\_Ch661\_Y

Communication System: UID 0, Generic GSM (0); Frequency: 1880 MHz; Duty Cycle: 1:8.30042

Medium: Air Medium parameters used:  $\sigma = 0$  S/m,  $\epsilon_r = 1$ ;  $\rho = 0$  kg/m<sup>3</sup>

Ambient Temperature : 23.2 °C

DASY5 Configuration:

- Probe: AM1DV3 - 1048; ; Calibrated: 2023.6.13
- Sensor-Surface: 0mm (Fix Surface)
- Electronics: DAE4 Sn1643; Calibrated: 2023.2.22
- Phantom: HAC Test Arch with AMCC; Type: SD HAC P01 BA;
- Measurement SW: DASY52, Version 52.10 (4); SEMCAD X Version 14.6.14 (7501)


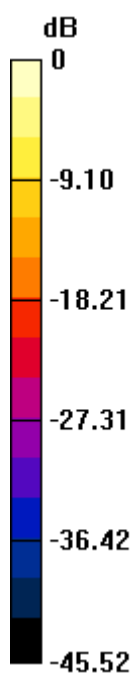
**Ch661/y (transversal) 4.2mm 50 x 50/ABM SNR(x,y,z) (13x15x1):** Measurement grid: dx=10mm, dy=10mm

ABM1/ABM2 = 43.75 dB

ABM1 comp = -4.21 dBA/m

BWC Factor = 0.15 dB

Location: 16.7, -21.7, 3.7 mm



0 dB = 154.0 = 43.75 dB

## HAC\_T-Coil\_WCDMA Band II\_AMR 12.12Kbps\_Ch9400\_Z

Communication System: UID 10011 - CAB, UMTS-FDD (WCDMA); Frequency: 1880 MHz; Duty Cycle: 1:1.95434

Medium: Air Medium parameters used:  $\sigma = 0$  S/m,  $\epsilon_r = 1$ ;  $\rho = 0$  kg/m<sup>3</sup>

Ambient Temperature : 23.2 °C

DASY5 Configuration:

- Probe: AM1DV3 - 1048; ; Calibrated: 2023.6.13
- Sensor-Surface: 0mm (Fix Surface)
- Electronics: DAE4 Sn1643; Calibrated: 2023.2.22
- Phantom: HAC Test Arch with AMCC; Type: SD HAC P01 BA;
- Measurement SW: DASY52, Version 52.10 (4); SEMCAD X Version 14.6.14 (7501)

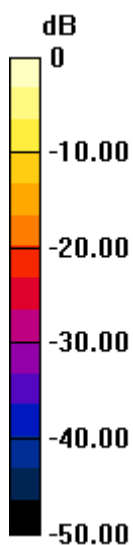
**Ch9400/z (axial) 4.2mm 50 x 50/ABM SNR(x,y,z) (13x15x1):** Measurement grid: dx=10mm, dy=10mm

ABM1/ABM2 = 47.97 dB

ABM1 comp = 5.87 dBA/m

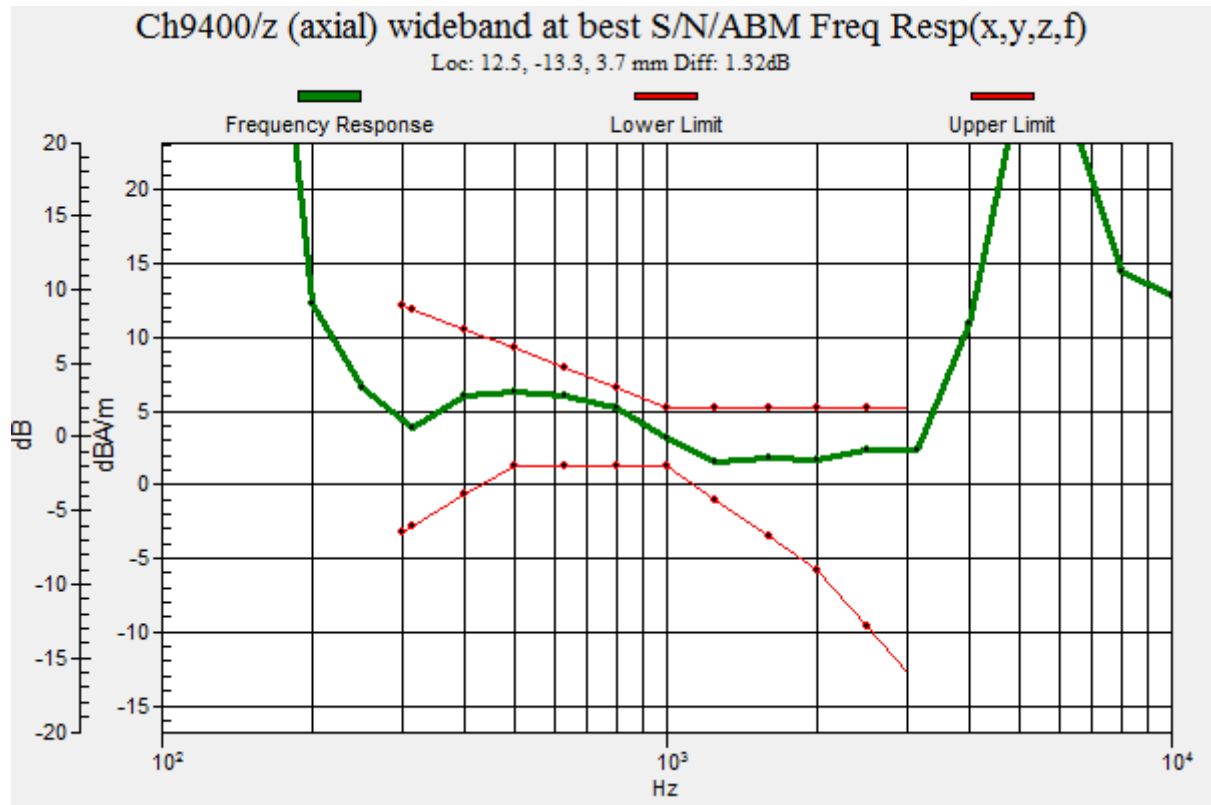
BWC Factor = 0.15 dB

Location: 12.5, -13.3, 3.7 mm



0 dB = 250.3 = 47.97 dB





## HAC\_T-Coil\_WCDMA Band II\_AMR 12.12Kbps\_Ch9400\_Y

Communication System: UID 10011 - CAB, UMTS-FDD (WCDMA); Frequency: 1880 MHz; Duty Cycle: 1:1.95434

Medium: Air Medium parameters used:  $\sigma = 0$  S/m,  $\epsilon_r = 1$ ;  $\rho = 0$  kg/m<sup>3</sup>

Ambient Temperature : 23.2 °C

DASY5 Configuration:

- Probe: AM1DV3 - 1048; ; Calibrated: 2023.6.13
- Sensor-Surface: 0mm (Fix Surface)
- Electronics: DAE4 Sn1643; Calibrated: 2023.2.22
- Phantom: HAC Test Arch with AMCC; Type: SD HAC P01 BA;
- Measurement SW: DASY52, Version 52.10 (4); SEMCAD X Version 14.6.14 (7501)

**Ch9400/y (transversal) 4.2mm 50 x 50/ABM SNR(x,y,z) (13x15x1):** Measurement grid:


dx=10mm, dy=10mm

ABM1/ABM2 = 45.57 dB

ABM1 comp = 0.24 dBA/m

BWC Factor = 0.15 dB

Location: 12.5, -17.5, 3.7 mm



## HAC\_T-Coil\_WCDMA Band IV\_AMR 12.12Kbps\_Ch1413\_Z

Communication System: UID 10011 - CAB, UMTS-FDD (WCDMA); Frequency: 1732.4 MHz; Duty Cycle: 1:1.95434

Medium: Air Medium parameters used:  $\sigma = 0$  S/m,  $\epsilon_r = 1$ ;  $\rho = 0$  kg/m<sup>3</sup>

Ambient Temperature : 23.2 °C

DASY5 Configuration:

- Probe: AM1DV3 - 1048; ; Calibrated: 2023.6.13
- Sensor-Surface: 0mm (Fix Surface)
- Electronics: DAE4 Sn1643; Calibrated: 2023.2.22
- Phantom: HAC Test Arch with AMCC; Type: SD HAC P01 BA;
- Measurement SW: DASY52, Version 52.10 (4); SEMCAD X Version 14.6.14 (7501)


**Ch1413/z (axial) 4.2mm 50 x 50/ABM SNR(x,y,z) (13x15x1):** Measurement grid: dx=10mm, dy=10mm

ABM1/ABM2 = 48.41 dB

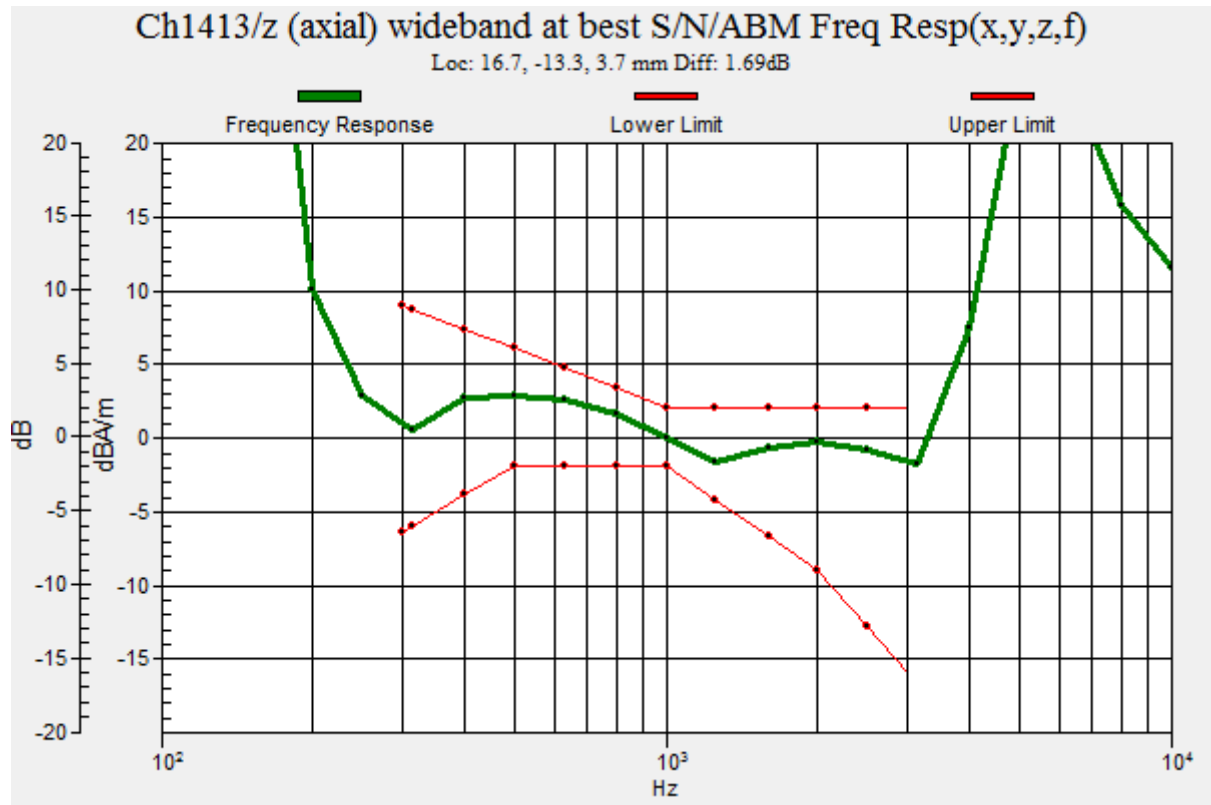
ABM1 comp = 3.26 dBA/m

BWC Factor = 0.15 dB

Location: 16.7, -13.3, 3.7 mm



0 dB = 263.2 = 48.41 dB



## HAC\_T-Coil\_WCDMA Band IV\_AMR 12.12Kbps\_Ch1413\_Y

Communication System: UID 10011 - CAB, UMTS-FDD (WCDMA); Frequency: 1732.4 MHz; Duty Cycle: 1:1.95434

Medium: Air Medium parameters used:  $\sigma = 0$  S/m,  $\epsilon_r = 1$ ;  $\rho = 0$  kg/m<sup>3</sup>

Ambient Temperature : 23.2 °C

DASY5 Configuration:

- Probe: AM1DV3 - 1048; ; Calibrated: 2023.6.13
- Sensor-Surface: 0mm (Fix Surface)
- Electronics: DAE4 Sn1643; Calibrated: 2023.2.22
- Phantom: HAC Test Arch with AMCC; Type: SD HAC P01 BA;
- Measurement SW: DASY52, Version 52.10 (4); SEMCAD X Version 14.6.14 (7501)

**Ch1413/y (transversal) 4.2mm 50 x 50/ABM SNR(x,y,z) (13x15x1):** Measurement grid:

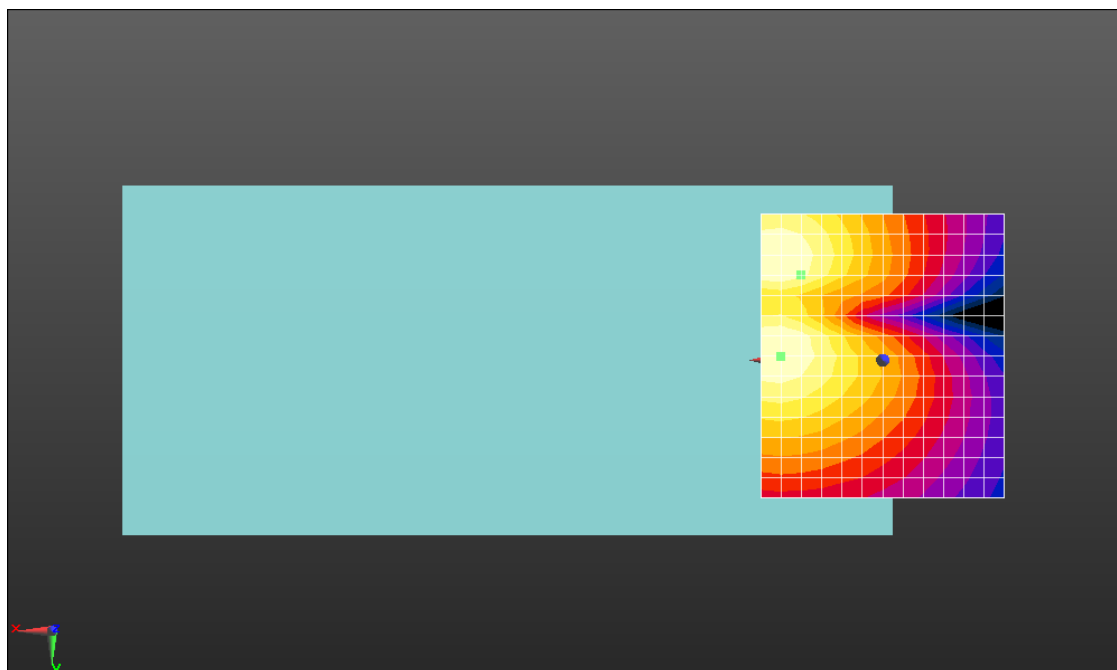
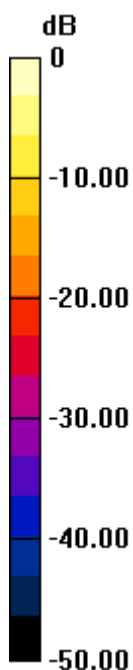
dx=10mm, dy=10mm

ABM1/ABM2 = 44.54 dB

ABM1 comp = -4.00 dBA/m

BWC Factor = 0.15 dB

Location: 16.7, -17.5, 3.7 mm



0 dB = 168.6 = 44.54 dB

## HAC\_T-Coil\_WCDMA Band V\_AMR 12.12Kbps\_Ch4182\_Z

Communication System: UID 10011 - CAB, UMTS-FDD (WCDMA); Frequency: 1732.4 MHz; Duty Cycle: 1:1.95434

Medium: Air Medium parameters used:  $\sigma = 0$  S/m,  $\epsilon_r = 1$ ;  $\rho = 0$  kg/m<sup>3</sup>

Ambient Temperature : 23.2 °C

DASY5 Configuration:

- Probe: AM1DV3 - 1048; ; Calibrated: 2023.6.13
- Sensor-Surface: 0mm (Fix Surface)
- Electronics: DAE4 Sn1643; Calibrated: 2023.2.22
- Phantom: HAC Test Arch with AMCC; Type: SD HAC P01 BA;
- Measurement SW: DASY52, Version 52.10 (4); SEMCAD X Version 14.6.14 (7501)


**Ch4182/z (axial) 4.2mm 50 x 50/ABM SNR(x,y,z) (13x15x1):** Measurement grid: dx=10mm, dy=10mm

ABM1/ABM2 = 48.35 dB

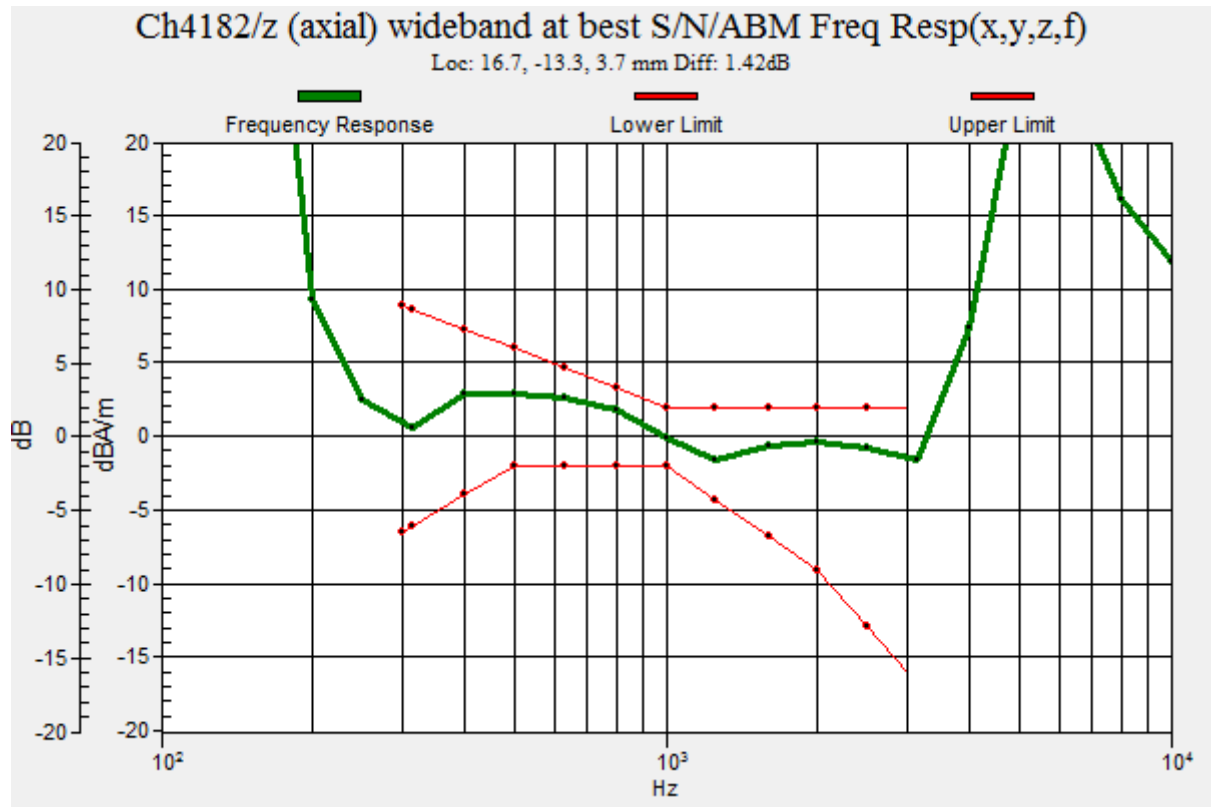
ABM1 comp = 3.36 dBA/m

BWC Factor = 0.15 dB

Location: 16.7, -13.3, 3.7 mm



0 dB = 261.6 = 48.35 dB



## HAC\_T-Coil\_WCDMA Band V\_AMR 12.12Kbps\_Ch4182\_Y

Communication System: UID 10011 - CAB, UMTS-FDD (WCDMA); Frequency: 1732.4 MHz; Duty Cycle: 1:1.95434

Medium: Air Medium parameters used:  $\sigma = 0$  S/m,  $\epsilon_r = 1$ ;  $\rho = 0$  kg/m<sup>3</sup>

Ambient Temperature : 23.2 °C

DASY5 Configuration:

- Probe: AM1DV3 - 1048; ; Calibrated: 2023.6.13
- Sensor-Surface: 0mm (Fix Surface)
- Electronics: DAE4 Sn1643; Calibrated: 2023.2.22
- Phantom: HAC Test Arch with AMCC; Type: SD HAC P01 BA;
- Measurement SW: DASY52, Version 52.10 (4); SEMCAD X Version 14.6.14 (7501)

**Ch4182/y (transversal) 4.2mm 50 x 50/ABM SNR(x,y,z) (13x15x1):** Measurement grid:

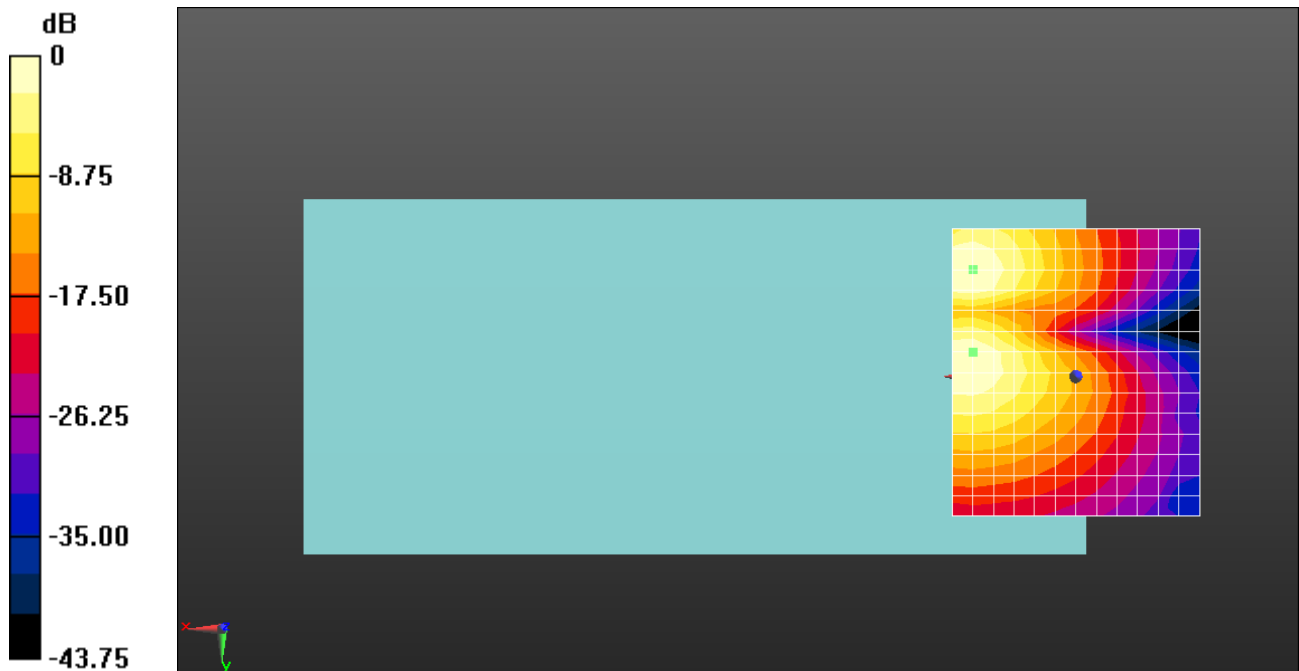
dx=10mm, dy=10mm

ABM1/ABM2 = 42.44 dB

ABM1 comp = -1.58 dBA/m

BWC Factor = 0.15 dB

Location: 20.8, -21.7, 3.7 mm



0 dB = 132.5 = 42.44 dB



## HAC\_T-Coil\_LTE Band 2\_20M\_QPSK\_1RB\_0offset\_12.2Kbps\_Ch18900\_Z

Communication System: UID 10169 - CAB, LTE-FDD (SC-FDMA, 1 RB, 20 MHz, QPSK); Frequency: 1880 MHz; Duty Cycle: 1:3.74111

Medium: Air Medium parameters used:  $\sigma = 0$  S/m,  $\epsilon_r = 1$ ;  $\rho = 0$  kg/m<sup>3</sup>

Ambient Temperature : 23.2 °C

DASY5 Configuration:

- Probe: AM1DV3 - 1048; ; Calibrated: 2023.6.13
- Sensor-Surface: 0mm (Fix Surface)
- Electronics: DAE4 Sn1643; Calibrated: 2023.2.22
- Phantom: HAC Test Arch with AMCC; Type: SD HAC P01 BA;
- Measurement SW: DASY52, Version 52.10 (4); SEMCAD X Version 14.6.14 (7501)


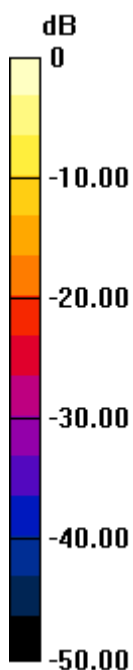
**Ch18900/z (axial) 4.2mm 50 x 50/ABM SNR(x,y,z) (13x15x1):** Measurement grid: dx=10mm, dy=10mm

ABM1/ABM2 = 46.78 dB

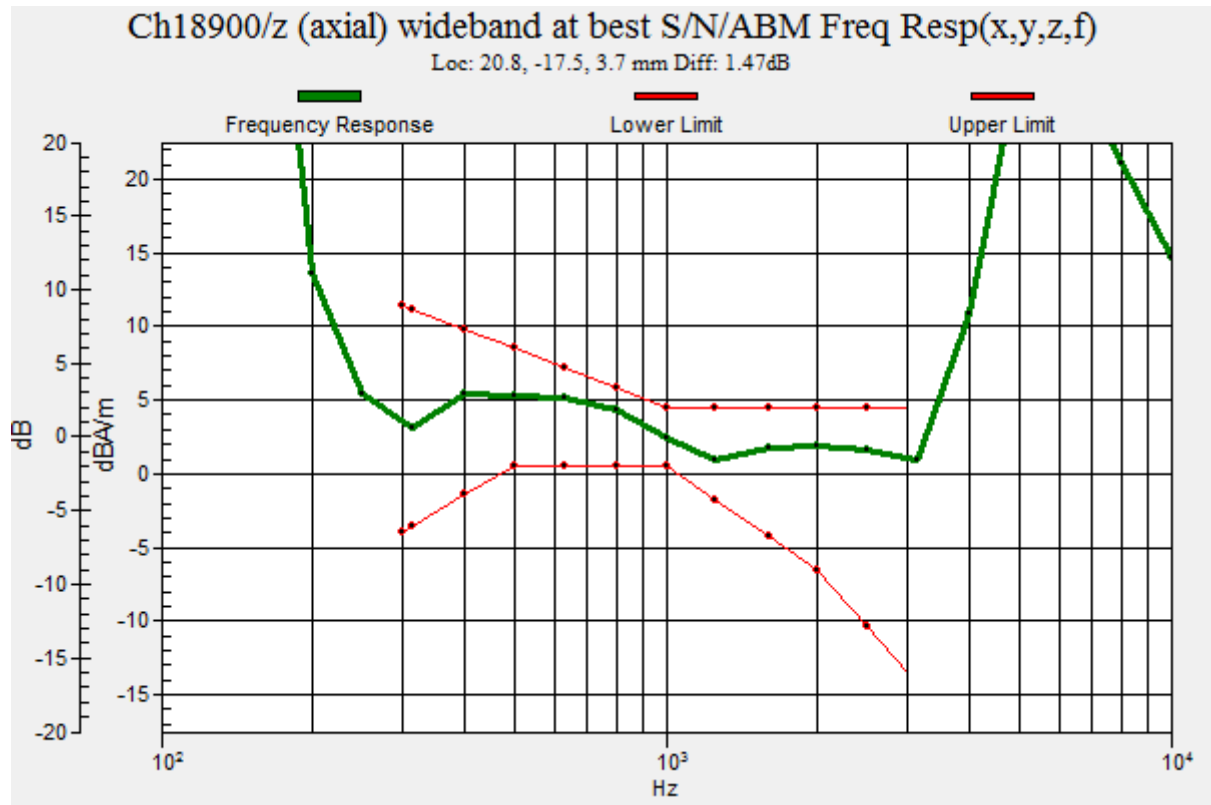
ABM1 comp = 5.32 dBA/m

BWC Factor = 0.15 dB

Location: 20.8, -17.5, 3.7 mm



0 dB = 218.1 = 46.77 dB



## HAC\_T-Coil\_LTE Band 2\_20M\_QPSK\_1RB\_0offset\_12.2Kbps\_Ch18900\_Y

Communication System: UID 10169 - CAB, LTE-FDD (SC-FDMA, 1 RB, 20 MHz, QPSK); Frequency: 1880 MHz; Duty Cycle: 1:3.74111

Medium: Air Medium parameters used:  $\sigma = 0$  S/m,  $\epsilon_r = 1$ ;  $\rho = 0$  kg/m<sup>3</sup>

Ambient Temperature : 23.2 °C

DASY5 Configuration:

- Probe: AM1DV3 - 1048; ; Calibrated: 2023.6.13
- Sensor-Surface: 0mm (Fix Surface)
- Electronics: DAE4 Sn1643; Calibrated: 2023.2.22
- Phantom: HAC Test Arch with AMCC; Type: SD HAC P01 BA;
- Measurement SW: DASY52, Version 52.10 (4); SEMCAD X Version 14.6.14 (7501)

**Ch18900/y (transversal) 4.2mm 50 x 50/ABM SNR(x,y,z) (13x15x1):** Measurement grid:

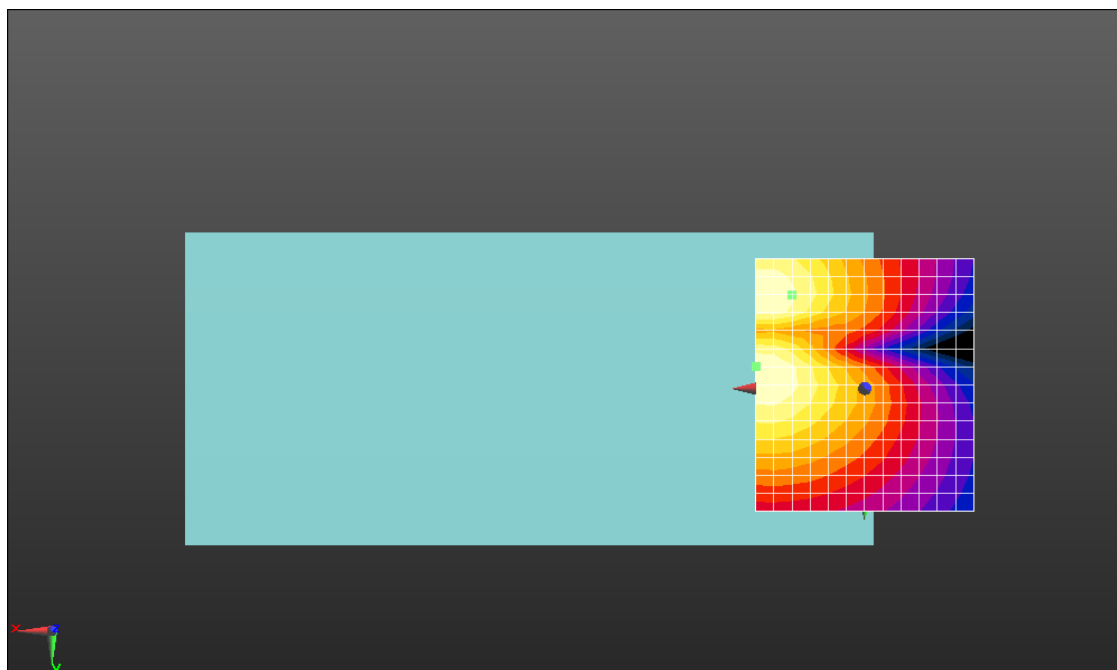
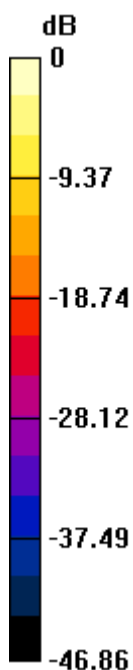
dx=10mm, dy=10mm

ABM1/ABM2 = 42.33 dB

ABM1 comp = -1.35 dBA/m

BWC Factor = 0.15 dB

Location: 16.7, -21.7, 3.7 mm



0 dB = 130.8 = 42.33 dB

## HAC\_T-Coil\_LTE Band 4\_20M\_QPSK\_1RB\_0offset\_12.2Kbps\_Ch20175\_Z

Communication System: UID 10169 - CAB, LTE-FDD (SC-FDMA, 1 RB, 20 MHz, QPSK); Frequency: 1732.5 MHz;Duty Cycle: 1:3.74111

Medium: Air Medium parameters used:  $\sigma = 0$  S/m,  $\epsilon_r = 1$ ;  $\rho = 0$  kg/m<sup>3</sup>

Ambient Temperature : 23.2 °C

DASY5 Configuration:

- Probe: AM1DV3 - 1048; ; Calibrated: 2023.6.13
- Sensor-Surface: 0mm (Fix Surface)
- Electronics: DAE4 Sn1643; Calibrated: 2023.2.22
- Phantom: HAC Test Arch with AMCC; Type: SD HAC P01 BA;
- Measurement SW: DASY52, Version 52.10 (4); SEMCAD X Version 14.6.14 (7501)

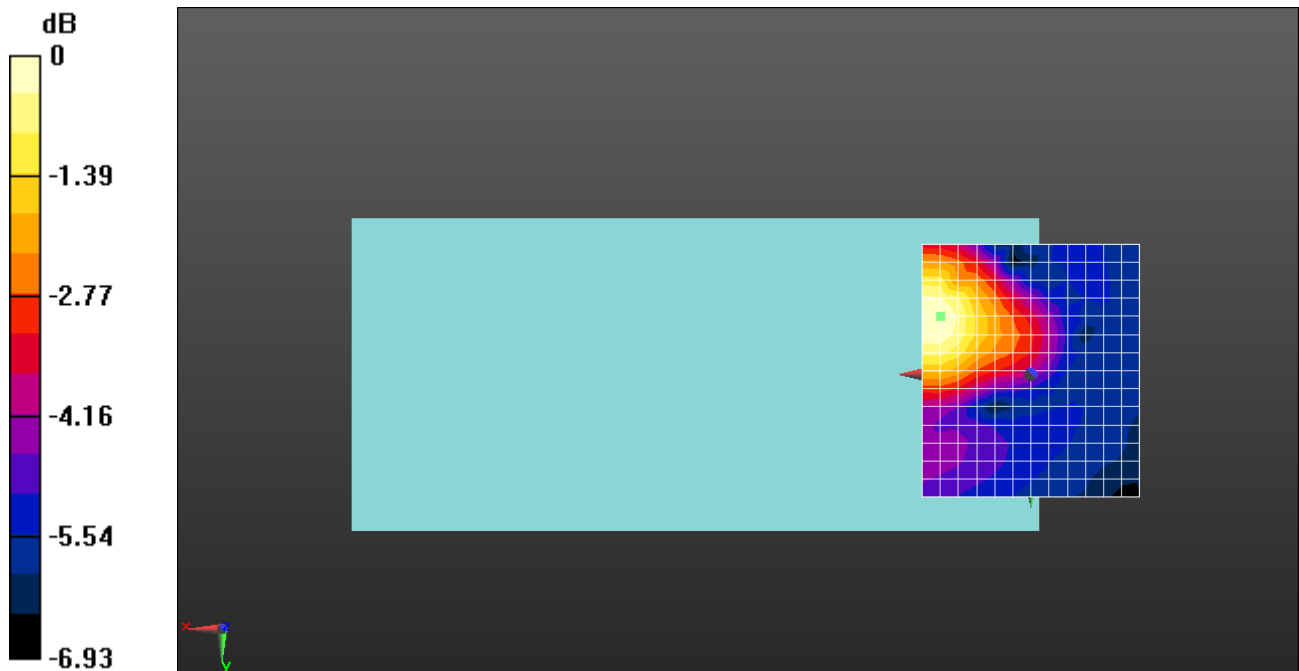
**Ch20175/z (axial) 4.2mm 50 x 50/ABM SNR(x,y,z) (13x15x1):** Measurement grid: dx=10mm, dy=10mm

ABM1/ABM2 = 48.20 dB

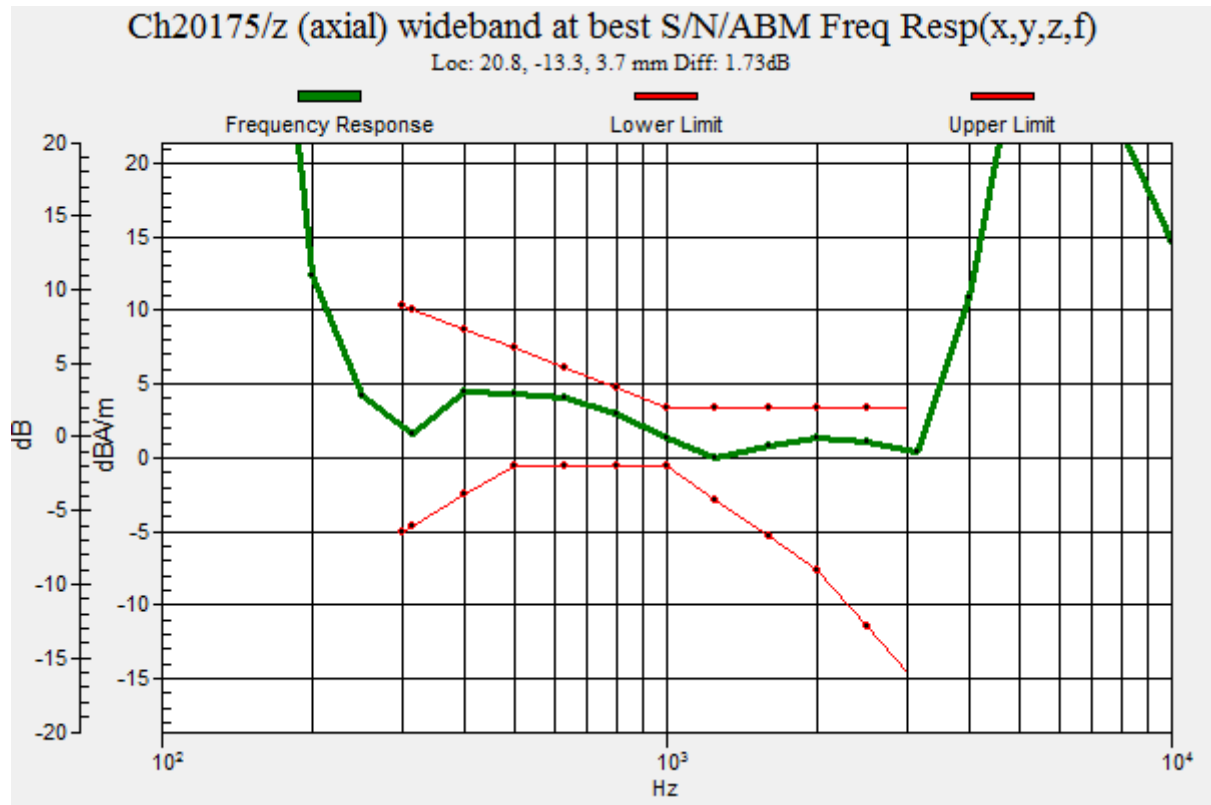
ABM1 comp = 5.04 dBA/m

BWC Factor = 0.15 dB

Location: 20.8, -13.3, 3.7 mm



0 dB = 256.9 = 48.20 dB



## HAC\_T-Coil\_LTE Band 4\_20M\_QPSK\_1RB\_0offset\_12.2Kbps\_Ch20175\_Y

Communication System: UID 10169 - CAB, LTE-FDD (SC-FDMA, 1 RB, 20 MHz, QPSK); Frequency: 1732.5 MHz; Duty Cycle: 1:3.74111

Medium: Air Medium parameters used:  $\sigma = 0$  S/m,  $\epsilon_r = 1$ ;  $\rho = 0$  kg/m<sup>3</sup>

Ambient Temperature : 23.2 °C

DASY5 Configuration:

- Probe: AM1DV3 - 1048; ; Calibrated: 2023.6.13
- Sensor-Surface: 0mm (Fix Surface)
- Electronics: DAE4 Sn1643; Calibrated: 2023.2.22
- Phantom: HAC Test Arch with AMCC; Type: SD HAC P01 BA;
- Measurement SW: DASY52, Version 52.10 (4); SEMCAD X Version 14.6.14 (7501)

**Ch20175/y (transversal) 4.2mm 50 x 50/ABM SNR(x,y,z) (13x15x1):** Measurement grid:


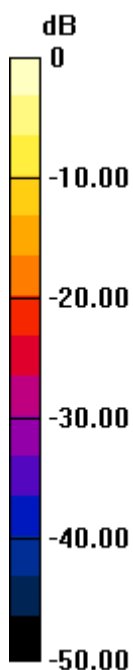
dx=10mm, dy=10mm

ABM1/ABM2 = 43.73 dB

ABM1 comp = -4.54 dBA/m

BWC Factor = 0.15 dB

Location: 16.7, -21.7, 3.7 mm



0 dB = 153.6 = 43.73 dB

## HAC\_T-Coil\_LTE Band 5\_10M\_QPSK\_1RB\_0offset\_12.2Kbps\_Ch20525\_Z

Communication System: UID 10175 - CAB, LTE-FDD (SC-FDMA, 1 RB, 10 MHz, QPSK); Frequency: 836.5 MHz; Duty Cycle: 1:3.7325

Medium: Air Medium parameters used:  $\sigma = 0$  S/m,  $\epsilon_r = 1$ ;  $\rho = 0$  kg/m<sup>3</sup>

Ambient Temperature : 23.2 °C

DASY5 Configuration:

- Probe: AM1DV3 - 1048; ; Calibrated: 2023.6.13
- Sensor-Surface: 0mm (Fix Surface)
- Electronics: DAE4 Sn1643; Calibrated: 2023.2.22
- Phantom: HAC Test Arch with AMCC; Type: SD HAC P01 BA;
- Measurement SW: DASY52, Version 52.10 (4); SEMCAD X Version 14.6.14 (7501)


**Ch20525/z (axial) 4.2mm 50 x 50/ABM SNR(x,y,z) (13x15x1):** Measurement grid: dx=10mm, dy=10mm

ABM1/ABM2 = 46.17 dB

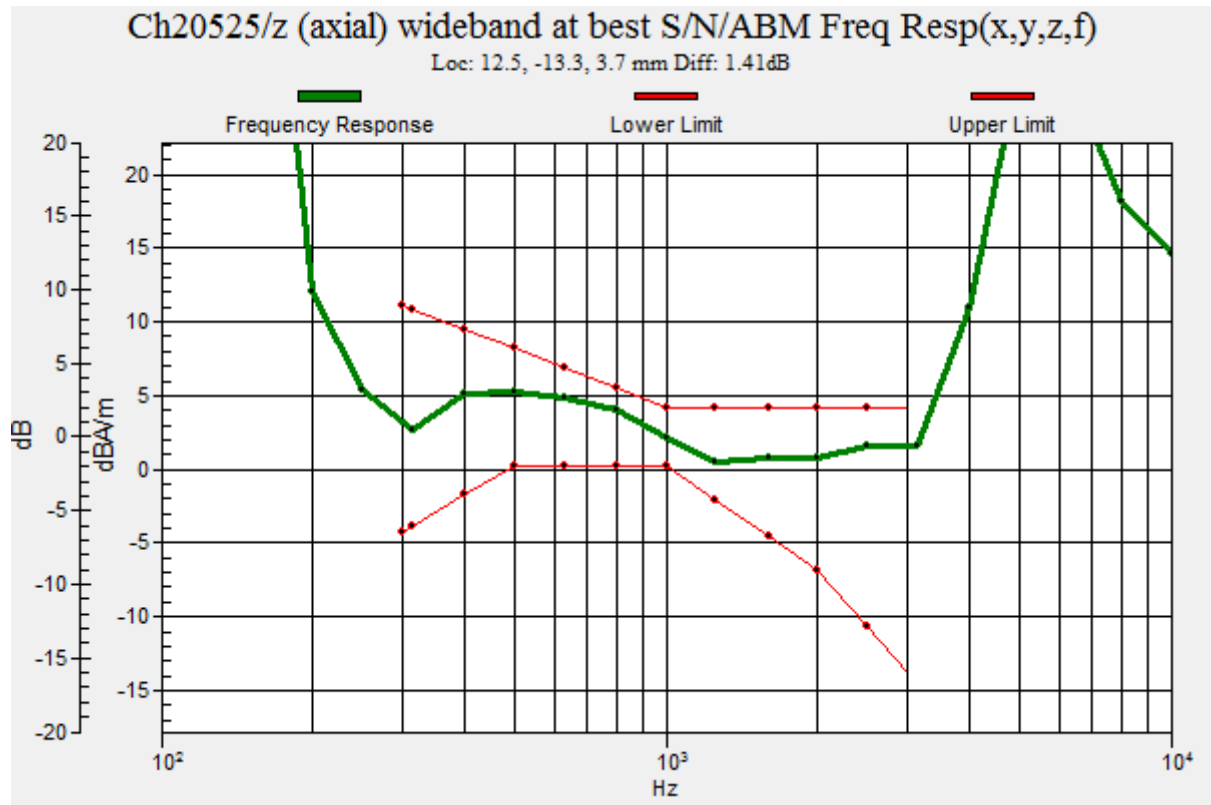
ABM1 comp = 5.32 dBA/m

BWC Factor = 0.15 dB

Location: 12.5, -13.3, 3.7 mm



0 dB = 203.5 = 46.17 dB





## HAC\_T-Coil\_LTE Band 5\_10M\_QPSK\_1RB\_0offset\_12.2Kbps\_Ch20525\_Y

Communication System: UID 10175 - CAB, LTE-FDD (SC-FDMA, 1 RB, 10 MHz, QPSK); Frequency: 836.5 MHz; Duty Cycle: 1:3.7325

Medium: Air Medium parameters used:  $\sigma = 0$  S/m,  $\epsilon_r = 1$ ;  $\rho = 0$  kg/m<sup>3</sup>

Ambient Temperature : 23.2 °C

DASY5 Configuration:

- Probe: AM1DV3 - 1048; ; Calibrated: 2023.6.13
- Sensor-Surface: 0mm (Fix Surface)
- Electronics: DAE4 Sn1643; Calibrated: 2023.2.22
- Phantom: HAC Test Arch with AMCC; Type: SD HAC P01 BA;
- Measurement SW: DASY52, Version 52.10 (4); SEMCAD X Version 14.6.14 (7501)

**Ch20525/y (transversal) 4.2mm 50 x 50/ABM SNR(x,y,z) (13x15x1):** Measurement grid:


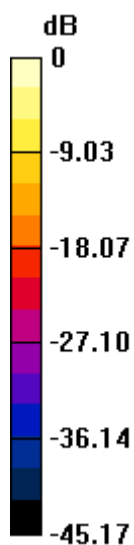
dx=10mm, dy=10mm

ABM1/ABM2 = 42.51 dB

ABM1 comp = -1.46 dBA/m

BWC Factor = 0.15 dB

Location: 12.5, -21.7, 3.7 mm



0 dB = 133.5 = 42.51 dB

## HAC\_T-Coil\_LTE Band 7\_20M\_QPSK\_1RB\_0offset\_12.2Kbps\_Ch21100\_Z

Communication System: UID 10169 - CAB, LTE-FDD (SC-FDMA, 1 RB, 20 MHz, QPSK); Frequency: 2535 MHz; Duty Cycle: 1:3.74111

Medium: Air Medium parameters used:  $\sigma = 0$  S/m,  $\epsilon_r = 1$ ;  $\rho = 0$  kg/m<sup>3</sup>

Ambient Temperature : 23.2 °C

DASY5 Configuration:

- Probe: AM1DV3 - 1048; ; Calibrated: 2023.6.13
- Sensor-Surface: 0mm (Fix Surface)
- Electronics: DAE4 Sn1643; Calibrated: 2023.2.22
- Phantom: HAC Test Arch with AMCC; Type: SD HAC P01 BA;
- Measurement SW: DASY52, Version 52.10 (4); SEMCAD X Version 14.6.14 (7501)

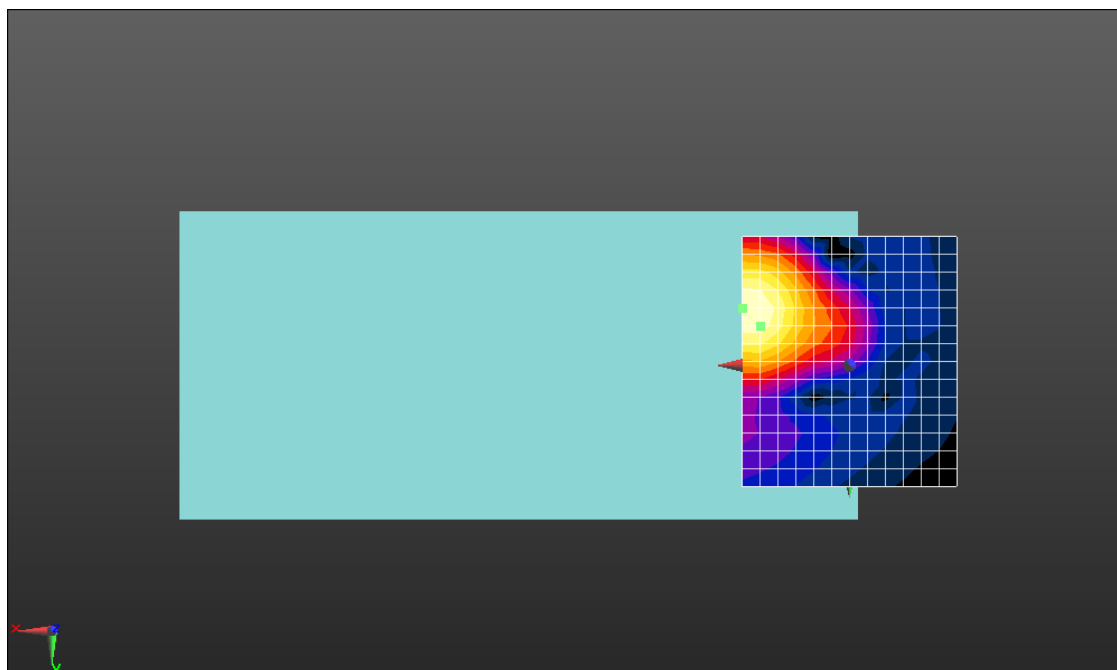
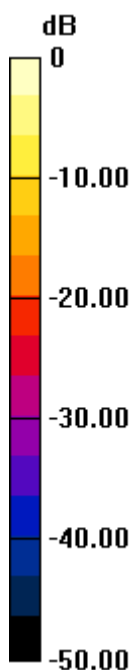
**Ch21100/z (axial) 4.2mm 50 x 50/ABM SNR(x,y,z) (13x15x1):** Measurement grid: dx=10mm, dy=10mm

ABM1/ABM2 = 46.94 dB

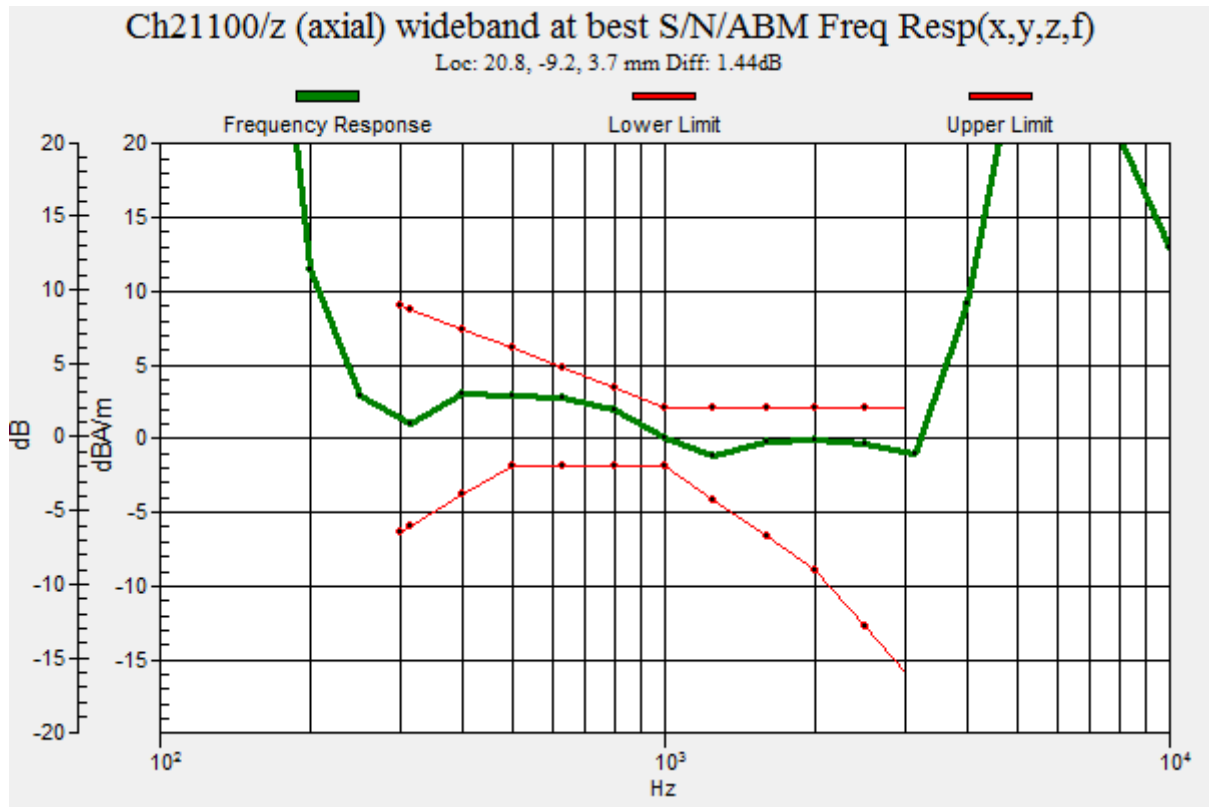
ABM1 comp = 3.88 dBA/m

BWC Factor = 0.15 dB

Location: 20.8, -9.2, 3.7 mm



0 dB = 222.2 = 46.93 dB



## HAC\_T-Coil\_LTE Band 7\_20M\_QPSK\_1RB\_0offset\_12.2Kbps\_Ch21100\_Y

Communication System: UID 10169 - CAB, LTE-FDD (SC-FDMA, 1 RB, 20 MHz, QPSK); Frequency: 2535 MHz; Duty Cycle: 1:3.74111

Medium: Air Medium parameters used:  $\sigma = 0$  S/m,  $\epsilon_r = 1$ ;  $\rho = 0$  kg/m<sup>3</sup>

Ambient Temperature : 23.2 °C

DASY5 Configuration:

- Probe: AM1DV3 - 1048; ; Calibrated: 2023.6.13
- Sensor-Surface: 0mm (Fix Surface)
- Electronics: DAE4 Sn1643; Calibrated: 2023.2.22
- Phantom: HAC Test Arch with AMCC; Type: SD HAC P01 BA;
- Measurement SW: DASY52, Version 52.10 (4); SEMCAD X Version 14.6.14 (7501)

**Ch21100/y (transversal) 4.2mm 50 x 50/ABM SNR(x,y,z) (13x15x1):** Measurement grid:


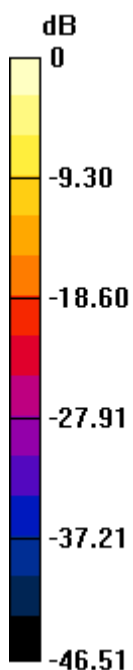
dx=10mm, dy=10mm

ABM1/ABM2 = 44.66 dB

ABM1 comp = -4.58 dBA/m

BWC Factor = 0.15 dB

Location: 16.7, -21.7, 3.7 mm



0 dB = 171.1 = 44.67 dB

## HAC\_T-Coil\_LTE Band 12\_10M\_QPSK\_1RB\_0offset\_12.2Kbps\_Ch23095\_Z

Communication System: UID 10175 - CAB, LTE-FDD (SC-FDMA, 1 RB, 10 MHz, QPSK); Frequency: 707.5 MHz; Duty Cycle: 1:3.7325

Medium: Air Medium parameters used:  $\sigma = 0$  S/m,  $\epsilon_r = 1$ ;  $\rho = 0$  kg/m<sup>3</sup>

Ambient Temperature : 23.2 °C

DASY5 Configuration:

- Probe: AM1DV3 - 1048; ; Calibrated: 2023.6.13
- Sensor-Surface: 0mm (Fix Surface)
- Electronics: DAE4 Sn1643; Calibrated: 2023.2.22
- Phantom: HAC Test Arch with AMCC; Type: SD HAC P01 BA;
- Measurement SW: DASY52, Version 52.10 (4); SEMCAD X Version 14.6.14 (7501)

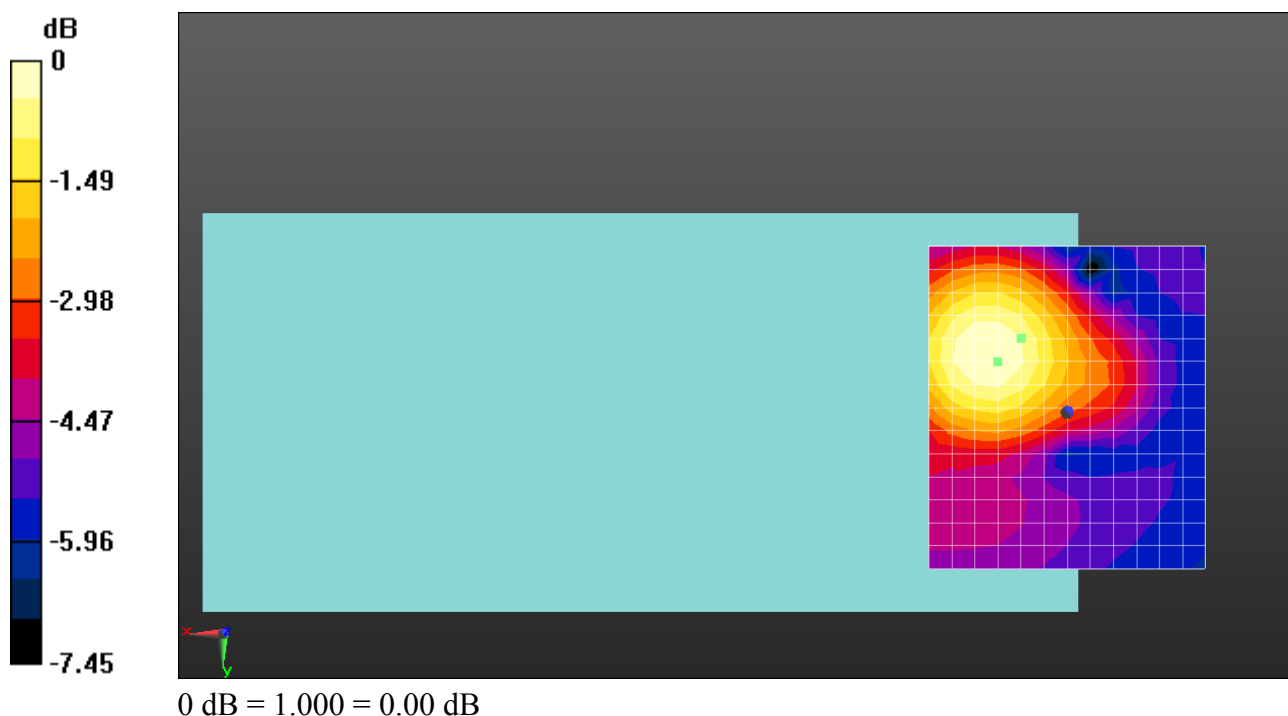
**Ch23095/z (axial) 4.2mm 50 x 50/ABM SNR(x,y,z) (13x15x1):** Measurement grid: dx=10mm, dy=10mm

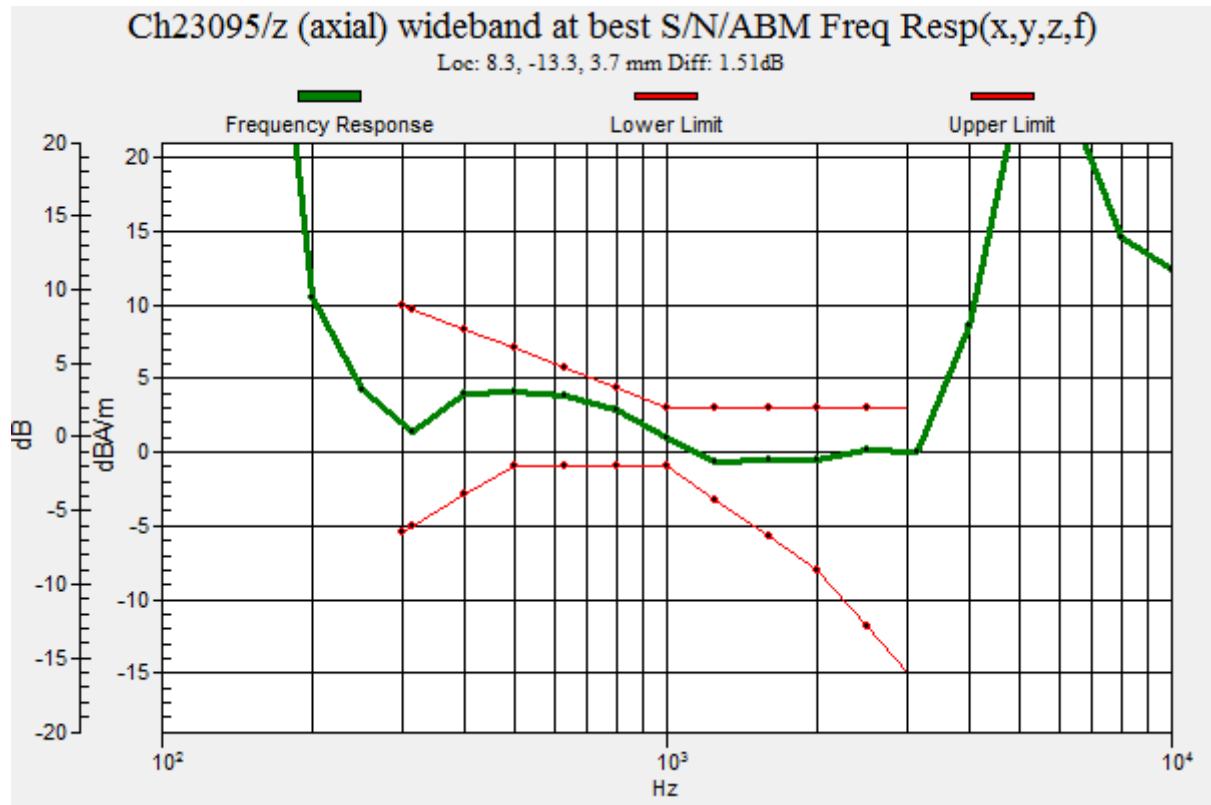
ABM1/ABM2 = 47.01 dB

ABM1 comp = 3.74 dBA/m

BWC Factor = 0.15 dB

Location: 8.3, -13.3, 3.7 mm





## HAC\_T-Coil\_LTE Band 12\_10M\_QPSK\_1RB\_0offset\_12.2Kbps\_Ch23095\_Y

Communication System: UID 10175 - CAB, LTE-FDD (SC-FDMA, 1 RB, 10 MHz, QPSK); Frequency: 707.5 MHz; Duty Cycle: 1:3.7325

Medium: Air Medium parameters used:  $\sigma = 0$  S/m,  $\epsilon_r = 1$ ;  $\rho = 0$  kg/m<sup>3</sup>

Ambient Temperature : 23.2 °C

DASY5 Configuration:

- Probe: AM1DV3 - 1048; ; Calibrated: 2023.6.13
- Sensor-Surface: 0mm (Fix Surface)
- Electronics: DAE4 Sn1643; Calibrated: 2023.2.22
- Phantom: HAC Test Arch with AMCC; Type: SD HAC P01 BA;
- Measurement SW: DASY52, Version 52.10 (4); SEMCAD X Version 14.6.14 (7501)

**Ch23095/y (transversal) 4.2mm 50 x 50/ABM SNR(x,y,z) (13x15x1):** Measurement grid:


dx=10mm, dy=10mm

ABM1/ABM2 = 42.68 dB

ABM1 comp = -2.38 dBA/m

BWC Factor = 0.15 dB

Location: 8.3, -17.5, 3.7 mm



0 dB = 136.1 = 42.68 dB

## HAC\_T-Coil\_LTE Band 17\_10M\_QPSK\_1RB\_0offset\_12.2Kbps\_Ch23790\_Z

Communication System: UID 10175 - CAB, LTE-FDD (SC-FDMA, 1 RB, 10 MHz, QPSK); Frequency: 710 MHz; Duty Cycle: 1:3.7325

Medium: Air Medium parameters used:  $\sigma = 0$  S/m,  $\epsilon_r = 1$ ;  $\rho = 0$  kg/m<sup>3</sup>

Ambient Temperature : 23.2 °C

DASY5 Configuration:

- Probe: AM1DV3 - 1048; ; Calibrated: 2023.6.13
- Sensor-Surface: 0mm (Fix Surface)
- Electronics: DAE4 Sn1643; Calibrated: 2023.2.22
- Phantom: HAC Test Arch with AMCC; Type: SD HAC P01 BA;
- Measurement SW: DASY52, Version 52.10 (4); SEMCAD X Version 14.6.14 (7501)

**Ch23790/z (axial) 4.2mm 50 x 50/ABM SNR(x,y,z) (13x15x1):** Measurement grid: dx=10mm, dy=10mm

ABM1/ABM2 = 46.36 dB

ABM1 comp = 2.75 dBA/m

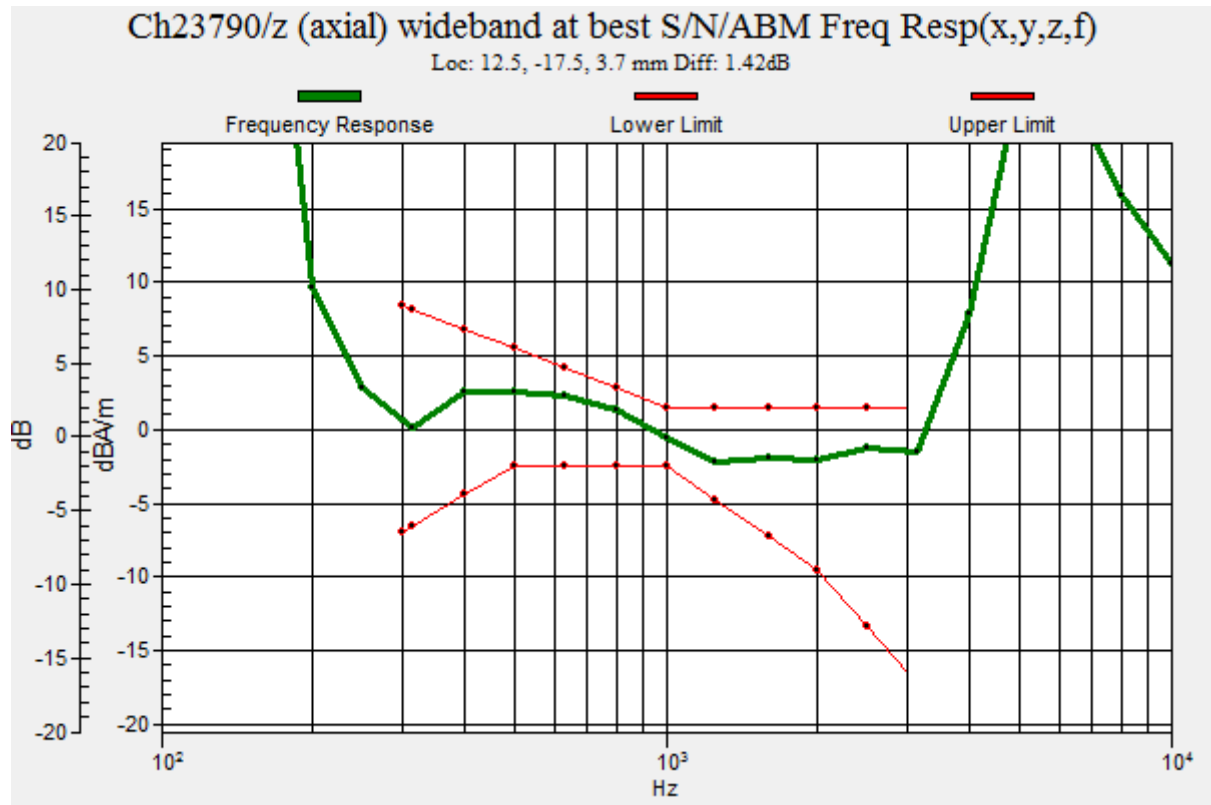
BWC Factor = 0.15 dB

Location: 12.5, -17.5, 3.7 mm



0 dB = 207.9 = 46.36 dB





## HAC\_T-Coil\_LTE Band 17\_10M\_QPSK\_1RB\_0offset\_12.2Kbps\_Ch23790\_Y

Communication System: UID 10175 - CAB, LTE-FDD (SC-FDMA, 1 RB, 10 MHz, QPSK); Frequency: 710 MHz; Duty Cycle: 1:3.7325

Medium: Air Medium parameters used:  $\sigma = 0$  S/m,  $\epsilon_r = 1$ ;  $\rho = 0$  kg/m<sup>3</sup>

Ambient Temperature : 23.2 °C

DASY5 Configuration:

- Probe: AM1DV3 - 1048; ; Calibrated: 2023.6.13
- Sensor-Surface: 0mm (Fix Surface)
- Electronics: DAE4 Sn1643; Calibrated: 2023.2.22
- Phantom: HAC Test Arch with AMCC; Type: SD HAC P01 BA;
- Measurement SW: DASY52, Version 52.10 (4); SEMCAD X Version 14.6.14 (7501)

**Ch23790/y (transversal) 4.2mm 50 x 50/ABM SNR(x,y,z) (13x15x1):** Measurement grid:


dx=10mm, dy=10mm

ABM1/ABM2 = 42.14 dB

ABM1 comp = -1.85 dBA/m

BWC Factor = 0.15 dB

Location: 12.5, -21.7, 3.7 mm



0 dB = 128.0 = 42.14 dB

## HAC\_T-Coil\_LTE Band 66\_20M\_QPSK\_1RB\_0offset\_12.2Kbps\_Ch132322\_Z

Communication System: UID 0, LTE-FDD (SC-FDMA, 1RB, 20MHz, QPSK) (0); Frequency: 1745 MHz; Duty Cycle: 1:3.74111

Medium: Air Medium parameters used:  $\sigma = 0$  S/m,  $\epsilon_r = 1$ ;  $\rho = 0$  kg/m<sup>3</sup>

Ambient Temperature : 23.2 °C

DASY5 Configuration:

- Probe: AM1DV3 - 1048; ; Calibrated: 2023.6.13
- Sensor-Surface: 0mm (Fix Surface)
- Electronics: DAE4 Sn1643; Calibrated: 2023.2.22
- Phantom: HAC Test Arch with AMCC; Type: SD HAC P01 BA;
- Measurement SW: DASY52, Version 52.10 (4); SEMCAD X Version 14.6.14 (7501)

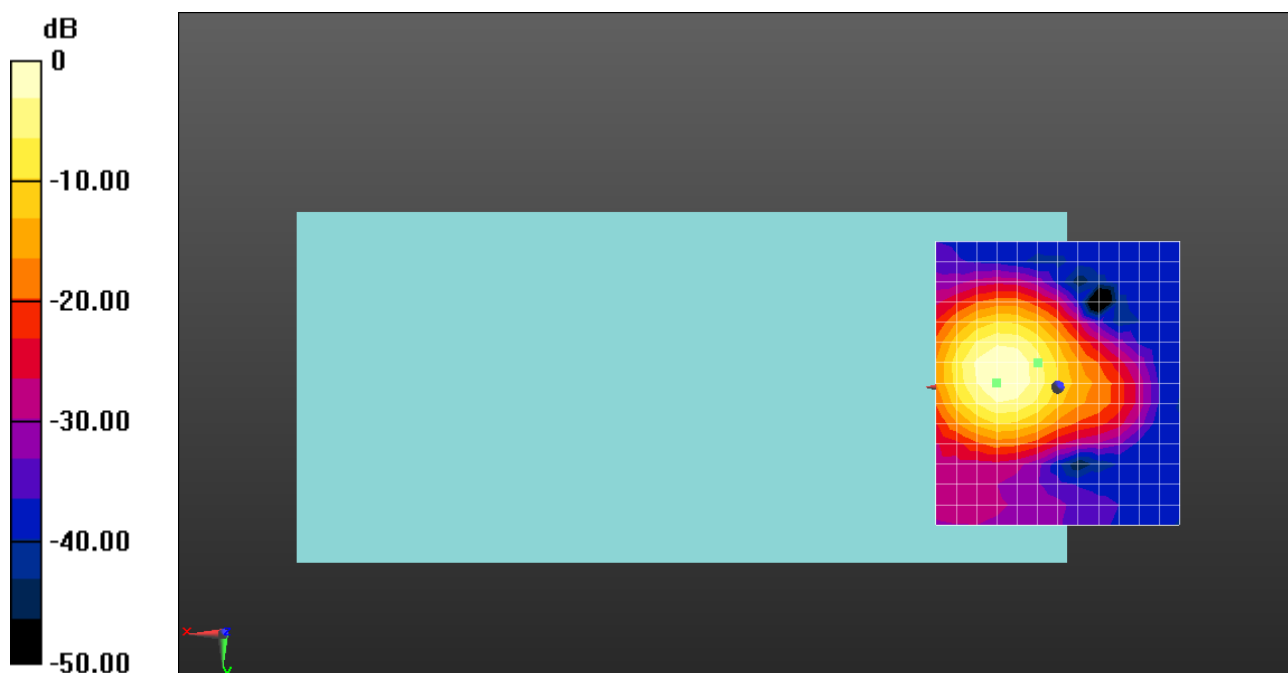
**Ch132322/z (axial) 4.2mm 50 x 50/ABM SNR(x,y,z) (13x15x1):** Measurement grid: dx=10mm, dy=10mm

ABM1/ABM2 = 46.99 dB

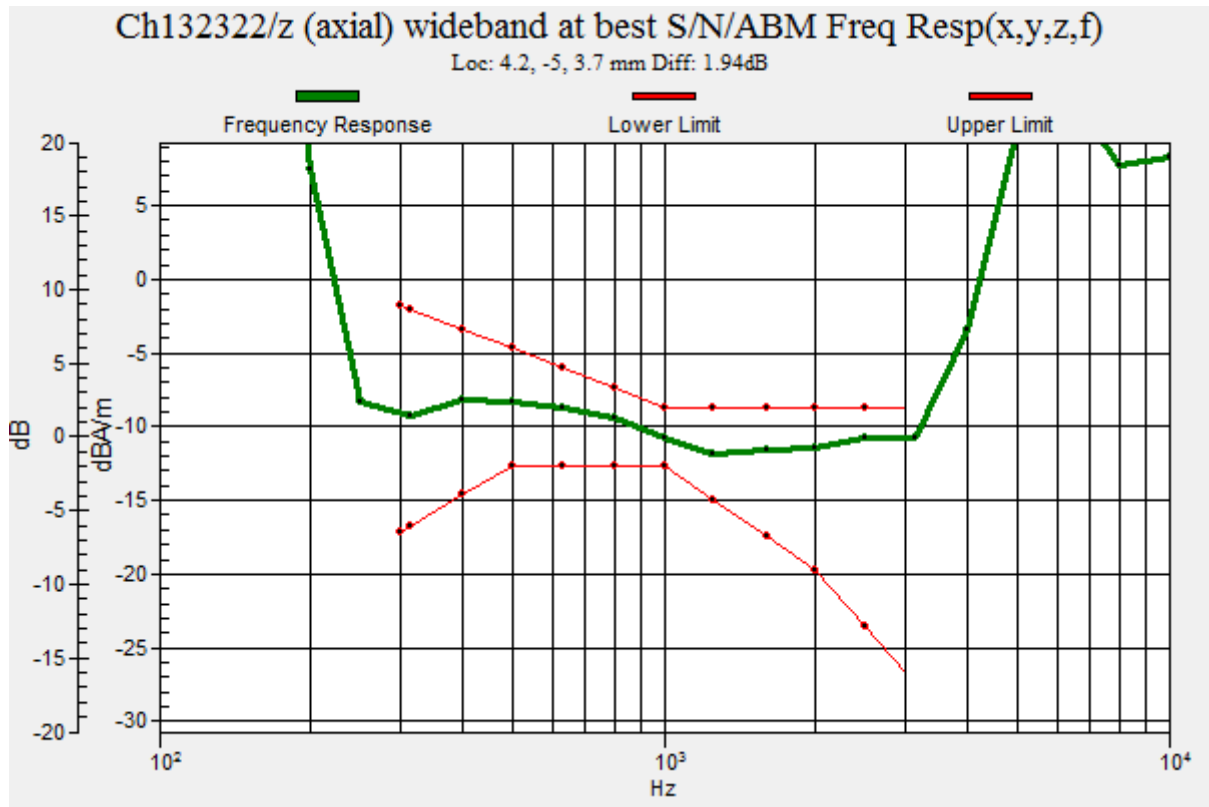
ABM1 comp = 3.73 dBA/m

BWC Factor = 0.15 dB

Location: 4.2, -5, 3.7 mm



0 dB = 223.6 = 46.99 dB



## HAC\_T-Coil\_LTE Band 66\_20M\_QPSK\_1RB\_0offset\_12.2Kbps\_Ch132322\_Y

Communication System: UID 0, LTE-FDD (SC-FDMA, 1RB, 20MHz, QPSK) (0); Frequency: 1745 MHz; Duty Cycle: 1:3.74111

Medium: Air Medium parameters used:  $\sigma = 0$  S/m,  $\epsilon_r = 1$ ;  $\rho = 0$  kg/m<sup>3</sup>

Ambient Temperature : 23.2 °C

DASY5 Configuration:

- Probe: AM1DV3 - 1048; ; Calibrated: 2023.6.13
- Sensor-Surface: 0mm (Fix Surface)
- Electronics: DAE4 Sn1643; Calibrated: 2023.2.22
- Phantom: HAC Test Arch with AMCC; Type: SD HAC P01 BA;
- Measurement SW: DASY52, Version 52.10 (4); SEMCAD X Version 14.6.14 (7501)

**Ch132322/y (transversal) 4.2mm 50 x 50/ABM SNR(x,y,z) (13x15x1):** Measurement grid:


dx=10mm, dy=10mm

ABM1/ABM2 = 43.15 dB

ABM1 comp = -1.97 dBA/m

BWC Factor = 0.15 dB

Location: 4.2, -9.2, 3.7 mm



0 dB = 143.7 = 43.15 dB

## HAC\_T-Coil\_VoWiFi 2.4GHz\_802.11b 1Mbps\_AMR 4.75Kbps\_Ch7\_Z

Communication System: UID 10315 - AAA, IEEE 802.11b WiFi 2.4 GHz (DSSS, 1 Mbps, 96pc duty cycle);  
 Frequency: 2442 MHz; Duty Cycle: 1:1.48252

Medium: Air Medium parameters used:  $\sigma = 0$  S/m,  $\epsilon_r = 1$ ;  $\rho = 0$  kg/m<sup>3</sup>

Ambient Temperature : 23.2 °C

DASY5 Configuration:

- Probe: AM1DV3 - 1048; ; Calibrated: 2023.6.13
- Sensor-Surface: 0mm (Fix Surface)
- Electronics: DAE4 Sn1643; Calibrated: 2023.2.22
- Phantom: HAC Test Arch with AMCC; Type: SD HAC P01 BA;
- Measurement SW: DASY52, Version 52.10 (4); SEMCAD X Version 14.6.14 (7501)


**Ch7/z (axial) 4.2mm 50 x 50/ABM SNR(x,y,z) (13x15x1):** Measurement grid: dx=10mm, dy=10mm

ABM1/ABM2 = 46.82 dB

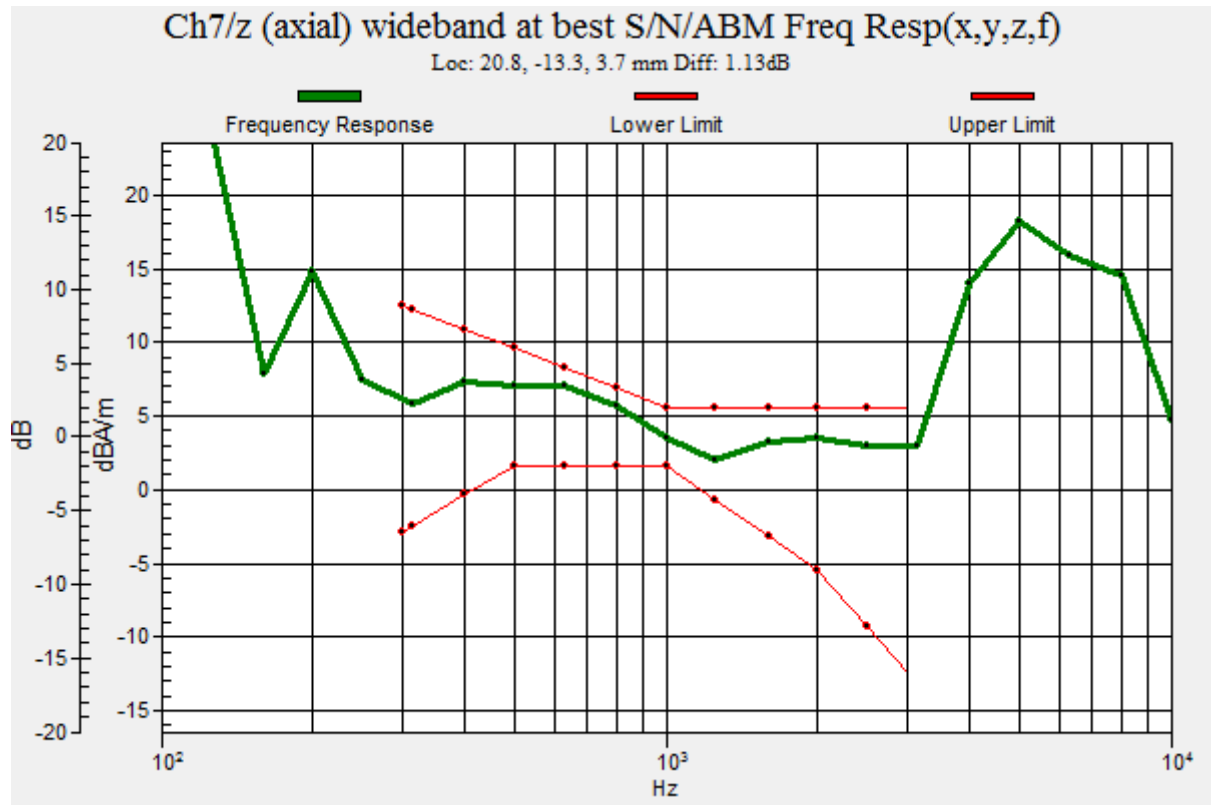
ABM1 comp = 7.30 dBA/m

BWC Factor = 0.15 dB

Location: 20.8, -13.3, 3.7 mm



0 dB = 219.3 = 46.82 dB



## HAC\_T-Coil\_VoWiFi 2.4GHz\_802.11b 1Mbps\_AMR 4.75Kbps\_Ch7\_Y

Communication System: UID 10315 - AAA, IEEE 802.11b WiFi 2.4 GHz (DSSS, 1 Mbps, 96pc duty cycle);  
 Frequency: 2442 MHz; Duty Cycle: 1:1.48252

Medium: Air Medium parameters used:  $\sigma = 0$  S/m,  $\epsilon_r = 1$ ;  $\rho = 0$  kg/m<sup>3</sup>

Ambient Temperature : 23.2 °C

DASY5 Configuration:

- Probe: AM1DV3 - 1048; ; Calibrated: 2023.6.13
- Sensor-Surface: 0mm (Fix Surface)
- Electronics: DAE4 Sn1643; Calibrated: 2023.2.22
- Phantom: HAC Test Arch with AMCC; Type: SD HAC P01 BA;
- Measurement SW: DASY52, Version 52.10 (4); SEMCAD X Version 14.6.14 (7501)

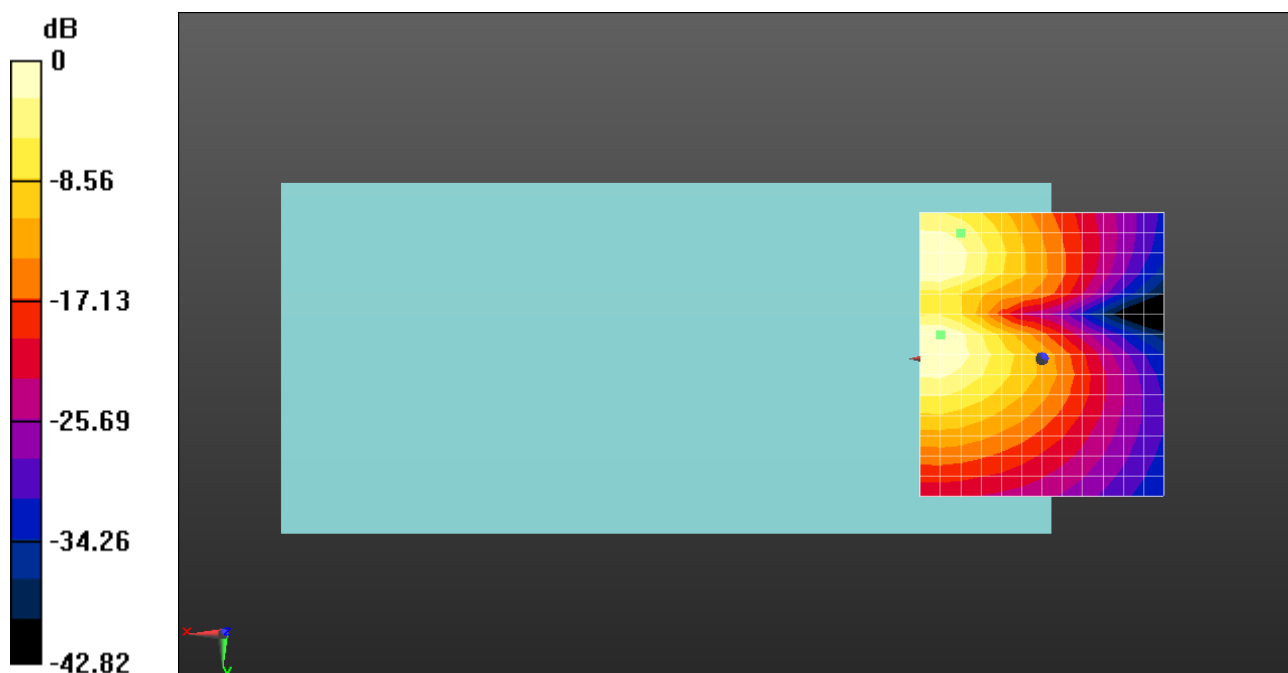
**Ch7/y (transversal) 4.2mm 50 x 50/ABM SNR(x,y,z) (13x15x1):** Measurement grid: dx=10mm, dy=10mm

ABM1/ABM2 = 40.56 dB

ABM1 comp = -2.24 dBA/m

BWC Factor = 0.15 dB

Location: 16.7, -25.8, 3.7 mm



0 dB = 106.7 = 40.56 dB



## HAC\_T-Coil\_VoWiFi 2.4GHz\_802.11g 6Mbps\_AMR 4.75Kbps\_Ch7\_Z

Communication System: UID 10013 - CAA, IEEE 802.11g WiFi 2.4 GHz (DSSS-OFDM, 6 Mbps);  
 Frequency: 2442 MHz; Duty Cycle: 1:8.8308

Medium: Air Medium parameters used:  $\sigma = 0$  S/m,  $\epsilon_r = 1$ ;  $\rho = 0$  kg/m<sup>3</sup>

Ambient Temperature : 23.2 °C

DASY5 Configuration:

- Probe: AM1DV3 - 1048; ; Calibrated: 2023.6.13
- Sensor-Surface: 0mm (Fix Surface)
- Electronics: DAE4 Sn1643; Calibrated: 2023.2.22
- Phantom: HAC Test Arch with AMCC; Type: SD HAC P01 BA;
- Measurement SW: DASY52, Version 52.10 (4); SEMCAD X Version 14.6.14 (7501)


**Ch7/z (axial) 4.2mm 50 x 50/ABM SNR(x,y,z) (13x15x1):** Measurement grid: dx=10mm,  
 dy=10mm

ABM1/ABM2 = 47.76 dB

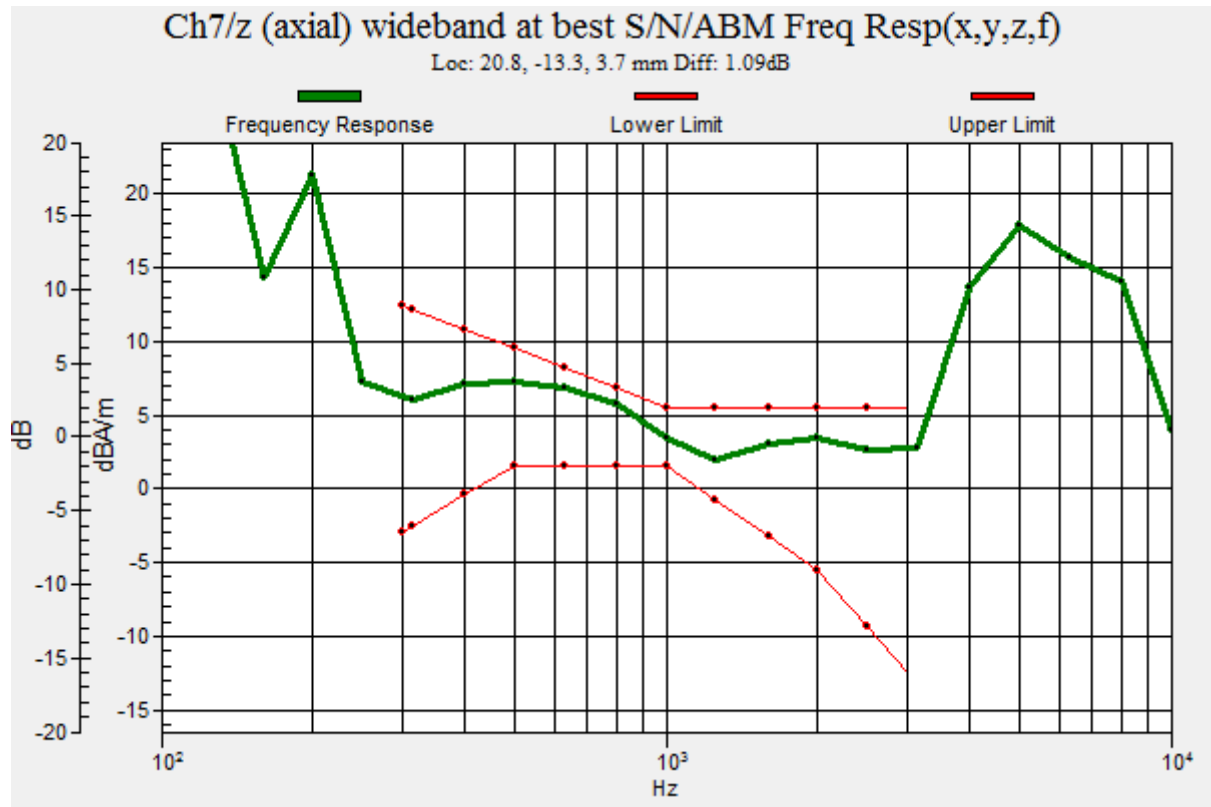
ABM1 comp = 7.94 dBA/m

BWC Factor = 0.15 dB

Location: 20.8, -13.3, 3.7 mm



0 dB = 244.2 = 47.75 dB



## HAC\_T-Coil\_VoWiFi 2.4GHz\_802.11g 6Mbps\_AMR 4.75Kbps\_Ch7\_Y

Communication System: UID 10013 - CAA, IEEE 802.11g WiFi 2.4 GHz (DSSS-OFDM, 6 Mbps);

Frequency: 2442 MHz; Duty Cycle: 1:8.8308

Medium: Air Medium parameters used:  $\sigma = 0$  S/m,  $\epsilon_r = 1$ ;  $\rho = 0$  kg/m<sup>3</sup>

Ambient Temperature : 23.2 °C

DASY5 Configuration:

- Probe: AM1DV3 - 1048; ; Calibrated: 2023.6.13

- Sensor-Surface: 0mm (Fix Surface)

- Electronics: DAE4 Sn1643; Calibrated: 2023.2.22

- Phantom: HAC Test Arch with AMCC; Type: SD HAC P01 BA;

- Measurement SW: DASY52, Version 52.10 (4); SEMCAD X Version 14.6.14 (7501)


**Ch7/y (transversal) 4.2mm 50 x 50/ABM SNR(x,y,z) (13x15x1):** Measurement grid: dx=10mm, dy=10mm

ABM1/ABM2 = 40.84 dB

ABM1 comp = -2.70 dBA/m

BWC Factor = 0.15 dB

Location: 16.7, -25.8, 3.7 mm



0 dB = 110.2 = 40.84 dB

## HAC\_T-Coil\_VoWiFi 2.4GHz\_802.11n HT20 MCS0\_AMR 4.75Kbps\_Ch7\_Z

Communication System: UID 10117 - CAA, IEEE 802.11n (HT Mixed, 13.5 Mbps, BPSK); Frequency: 2442 MHz; Duty Cycle: 1:6.4121

Medium: Air Medium parameters used:  $\sigma = 0$  S/m,  $\epsilon_r = 1$ ;  $\rho = 0$  kg/m<sup>3</sup>

Ambient Temperature : 23.2 °C

DASY5 Configuration:

- Probe: AM1DV3 - 1048; ; Calibrated: 2023.6.13
- Sensor-Surface: 0mm (Fix Surface)
- Electronics: DAE4 Sn1643; Calibrated: 2023.2.22
- Phantom: HAC Test Arch with AMCC; Type: SD HAC P01 BA;
- Measurement SW: DASY52, Version 52.10 (4); SEMCAD X Version 14.6.14 (7501)


**Ch7/z (axial) 4.2mm 50 x 50/ABM SNR(x,y,z) (13x15x1):** Measurement grid: dx=10mm, dy=10mm

ABM1/ABM2 = 49.07 dB

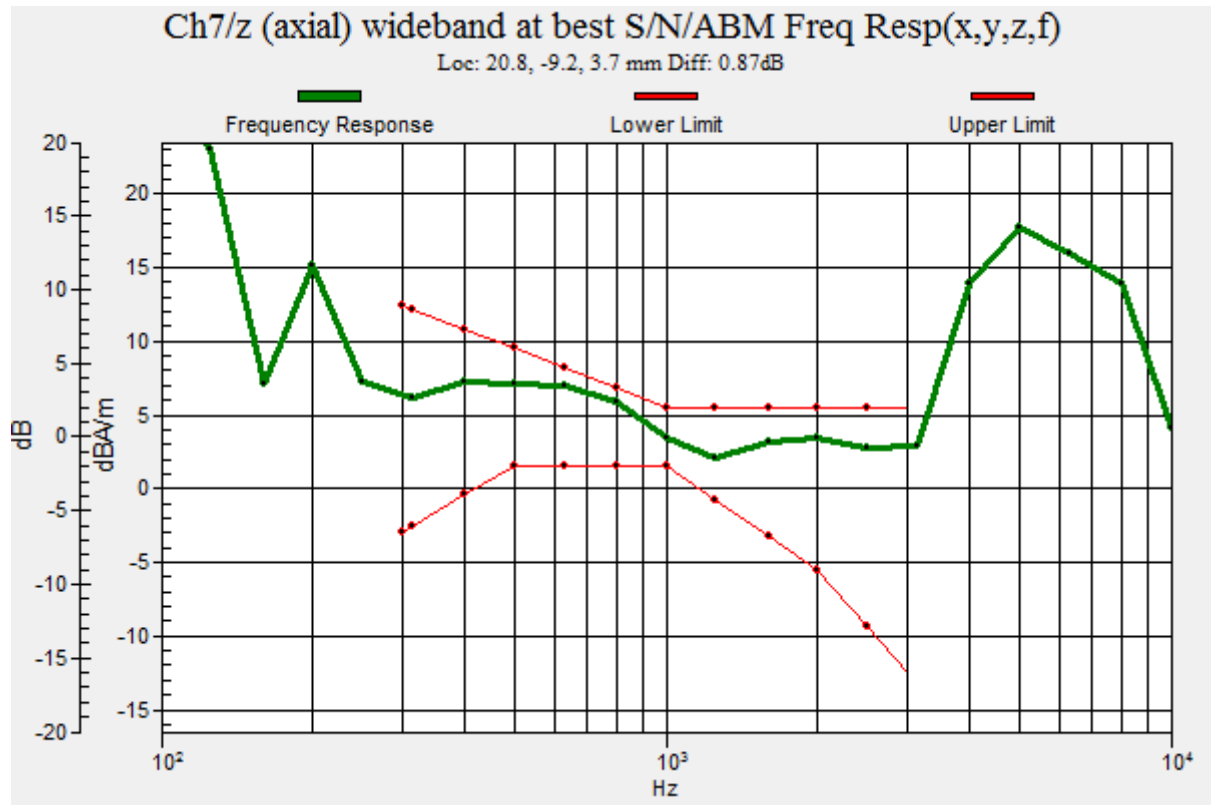
ABM1 comp = 7.97 dBA/m

BWC Factor = 0.16 dB

Location: 20.8, -9.2, 3.7 mm



0 dB = 284.2 = 49.07 dB



## HAC\_T-Coil\_VoWiFi 2.4GHz\_802.11n HT20 MCS0\_AMR 4.75Kbps\_Ch7\_Y

Communication System: UID 10117 - CAA, IEEE 802.11n (HT Mixed, 13.5 Mbps, BPSK); Frequency: 2442 MHz; Duty Cycle: 1:6.4121

Medium: Air Medium parameters used:  $\sigma = 0$  S/m,  $\epsilon_r = 1$ ;  $\rho = 0$  kg/m<sup>3</sup>

Ambient Temperature : 23.2 °C

DASY5 Configuration:

- Probe: AM1DV3 - 1048; ; Calibrated: 2023.6.13
- Sensor-Surface: 0mm (Fix Surface)
- Electronics: DAE4 Sn1643; Calibrated: 2023.2.22
- Phantom: HAC Test Arch with AMCC; Type: SD HAC P01 BA;
- Measurement SW: DASY52, Version 52.10 (4); SEMCAD X Version 14.6.14 (7501)


**Ch7/y (transversal) 4.2mm 50 x 50/ABM SNR(x,y,z) (13x15x1):** Measurement grid: dx=10mm, dy=10mm

ABM1/ABM2 = 34.38 dB

ABM1 comp = -10.56 dBA/m

BWC Factor = 0.16 dB

Location: 8.3, -30, 3.7 mm



0 dB = 52.38 = 34.38 dB