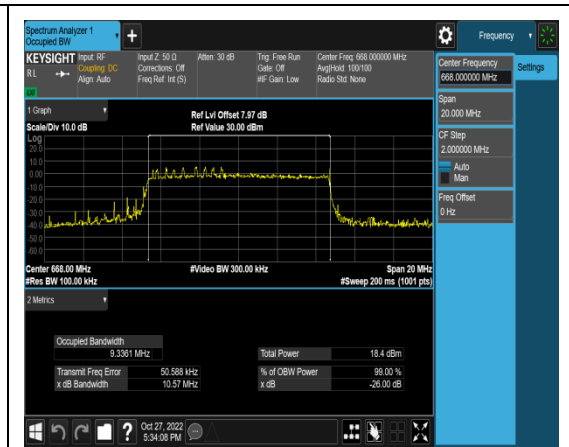
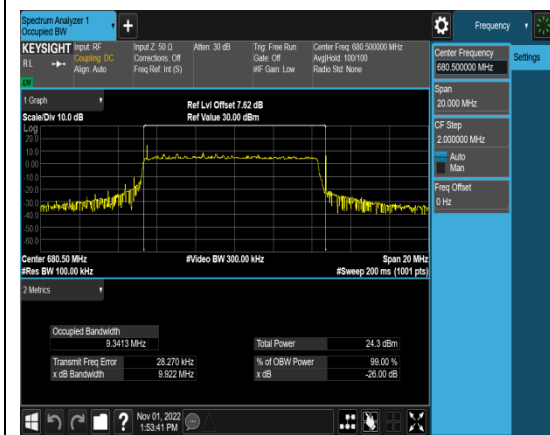


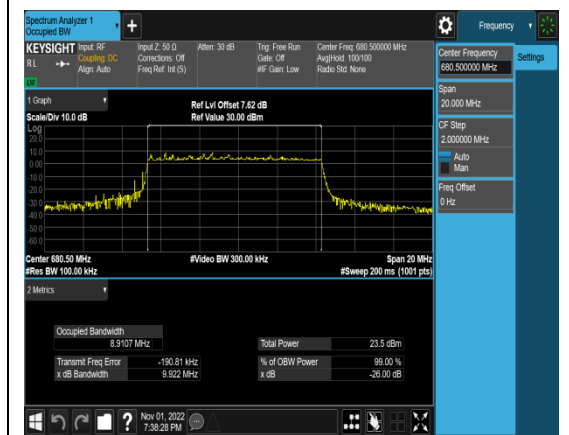
1-N71-PC3-15-10-L-7-CP-64QAM-Outer\_Full-52@0-Ant1-9.2671-9.590-≤10-PASS



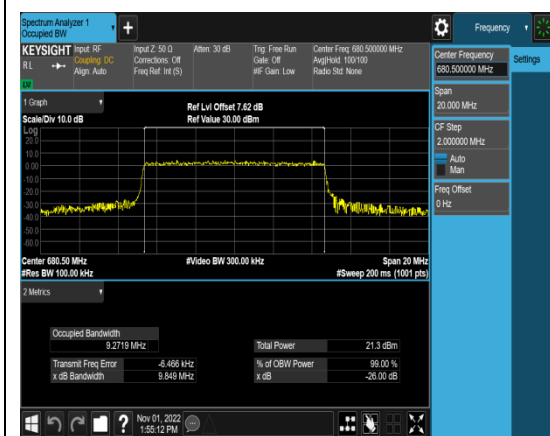
1-N71-PC3-15-10-L-8-CP-256QAM-Outer\_Full-52@0-Ant1-9.3361-10.57-≤10-PASS



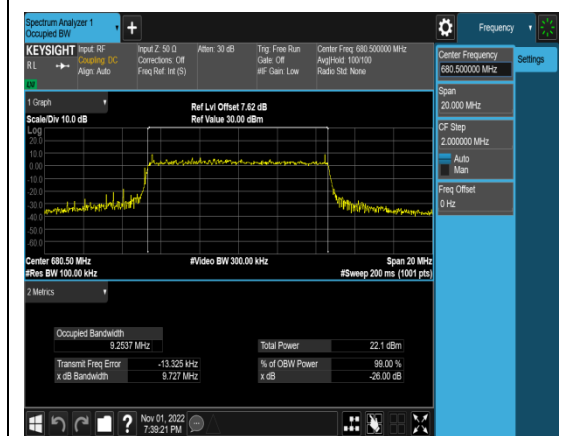
1-N71-PC3-15-10-M-1-DFT-QPSK-Outer\_Full-50@0-Ant1-9.3413-9.922-≤10-PASS



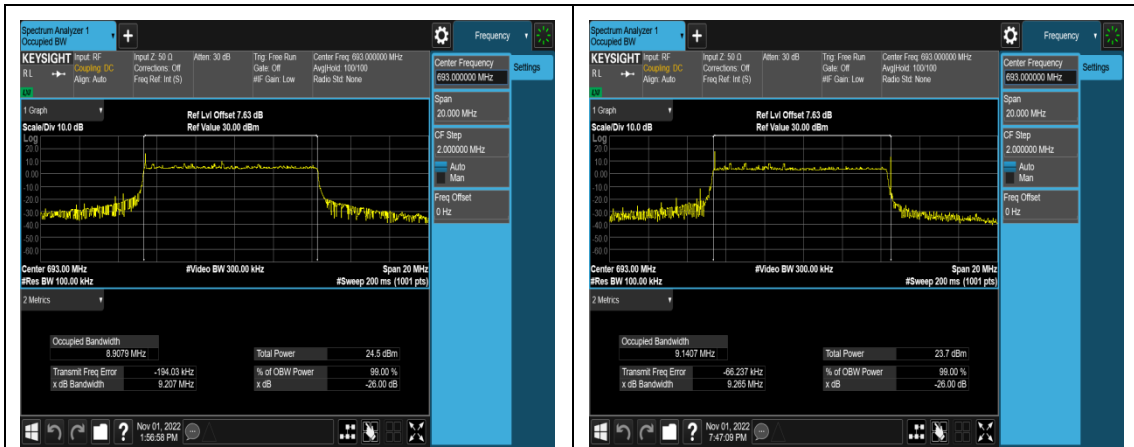
1-N71-PC3-15-10-M-3-DFT-16QAM-Outer\_Full-50@0-Ant1-8.9107-9.922-≤10-PASS



1-N71-PC3-15-10-M-5-CP-QPSK-Outer\_Full-52@0-Ant1-9.2719-9.849-≤10-PASS

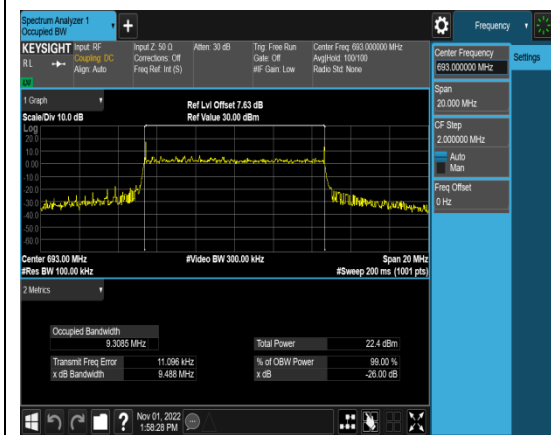


1-N71-PC3-15-10-M-6-CP-16QAM-Outer\_Full-52@0-Ant1-9.2537-9.727-≤10-PASS

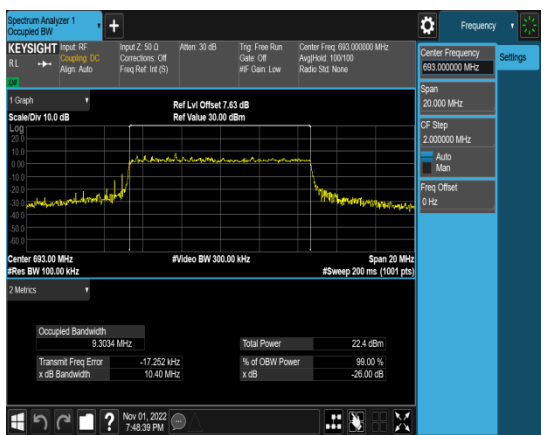


1-N71-PC3-15-10-H-1-DFT-QPSK-Outer\_Full  
-50@0-Ant1-8.9079-9.207-≤10-PASS

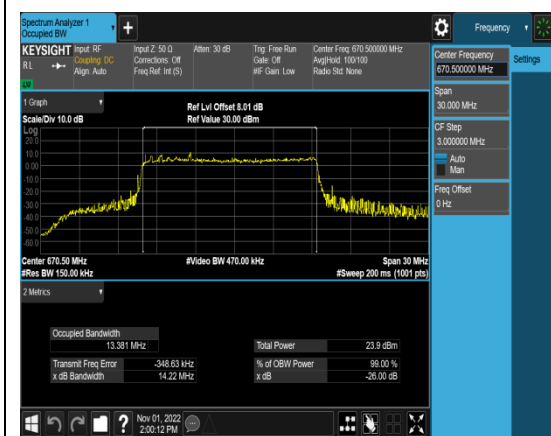
1-N71-PC3-15-10-H-3-DFT-16QAM-Outer\_F  
ull-50@0-Ant1-9.1407-9.265-≤10-PASS



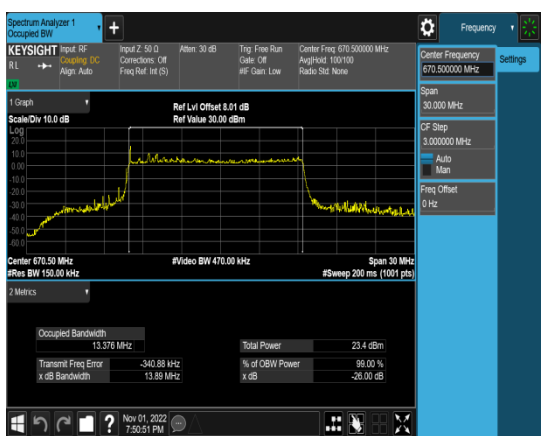
1-N71-PC3-15-10-H-5-CP-QPSK-Outer\_Full-  
52@0-Ant1-9.3085-9.488-≤10-PASS



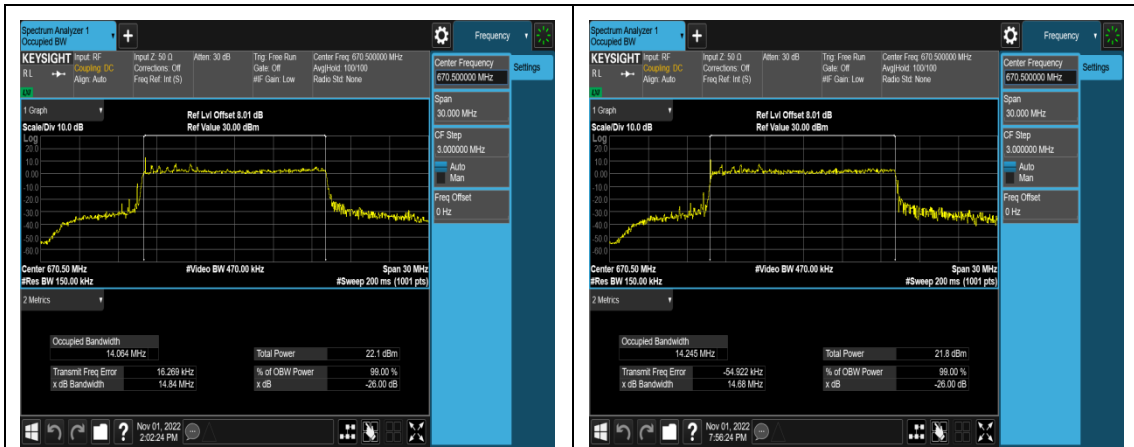
1-N71-PC3-15-10-H-6-CP-16QAM-Outer\_Ful  
l-52@0-Ant1-9.3034-10.40-≤10-PASS



1-N71-PC3-15-15-L-1-DFT-QPSK-Outer\_Full  
-75@0-Ant1-13.381-14.22-≤15-PASS

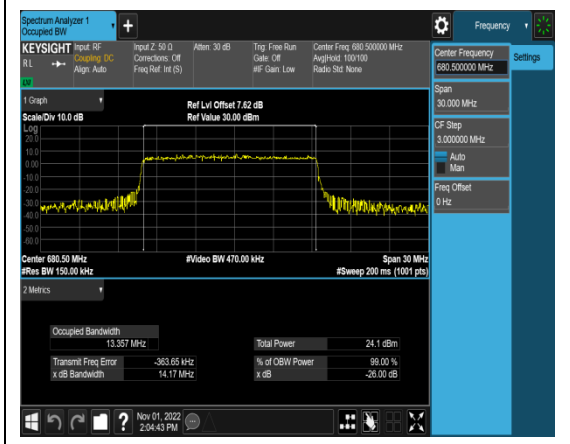


1-N71-PC3-15-15-L-3-DFT-16QAM-Outer\_Fu  
ll-75@0-Ant1-13.376-13.89-≤15-PASS



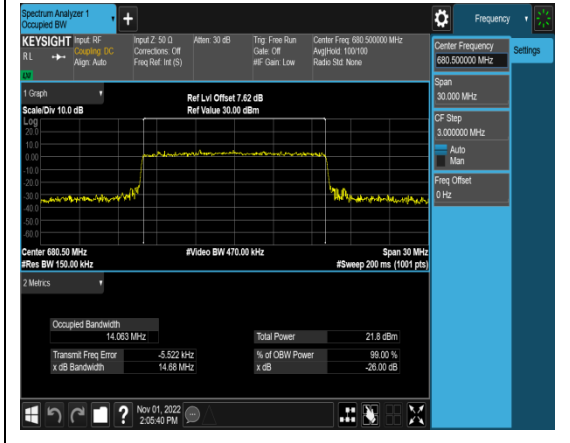
1-N71-PC3-15-15-L-5-CP-QPSK-Outer\_Full-79@0-Ant1-14.064-14.84-≤15-PASS

1-N71-PC3-15-15-L-6-CP-16QAM-Outer\_Full-79@0-Ant1-14.245-14.68-≤15-PASS



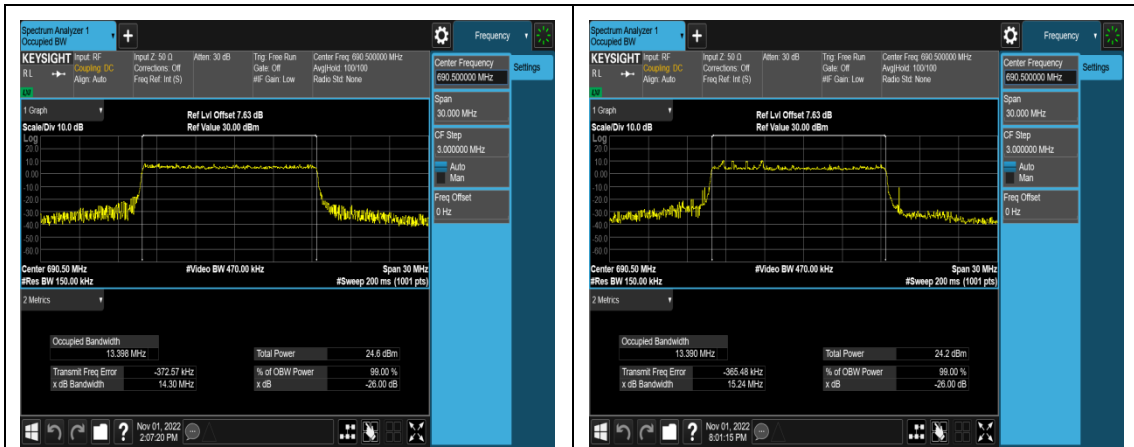
1-N71-PC3-15-15-M-1-DFT-QPSK-Outer\_Full-75@0-Ant1-13.357-14.17-≤15-PASS

1-N71-PC3-15-15-M-3-DFT-16QAM-Outer\_Full-75@0-Ant1-13.365-14.11-≤15-PASS



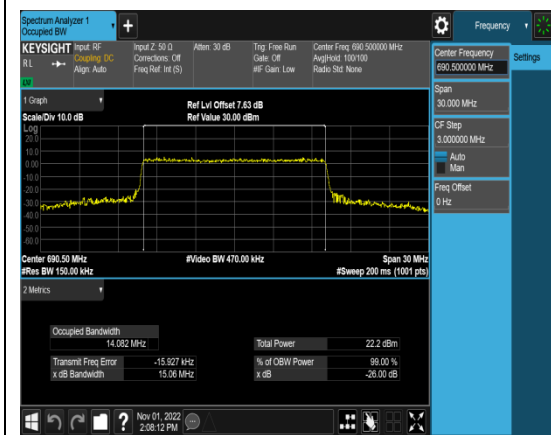
1-N71-PC3-15-15-M-5-CP-QPSK-Outer\_Full-79@0-Ant1-14.063-14.68-≤15-PASS

1-N71-PC3-15-15-M-6-CP-16QAM-Outer\_Full-79@0-Ant1-14.072-14.87-≤15-PASS

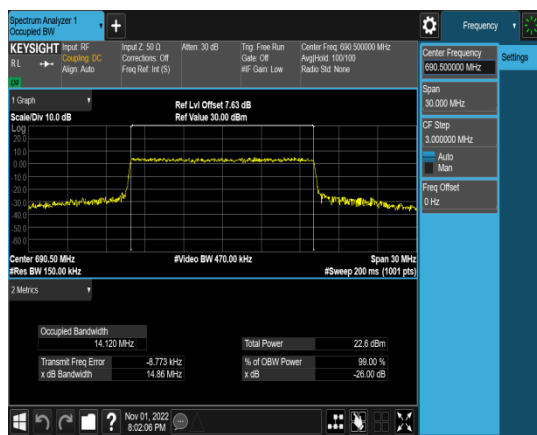


1-N71-PC3-15-15-H-1-DFT-QPSK-Outer\_Full  
-75@0-Ant1-13.398-14.30-≤15-PASS

1-N71-PC3-15-15-H-3-DFT-16QAM-Outer\_F  
ull-75@0-Ant1-13.390-15.24-≤15-PASS



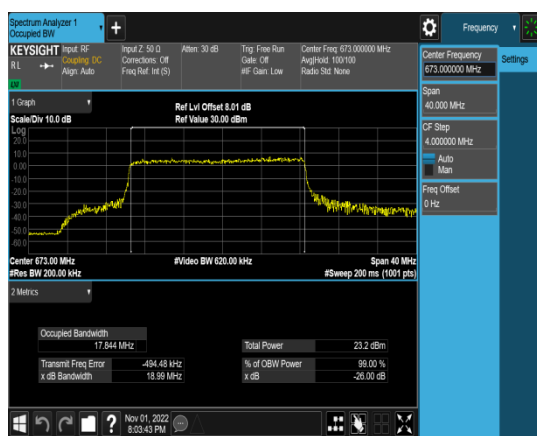
1-N71-PC3-15-15-H-5-CP-QPSK-Outer\_Full-  
79@0-Ant1-14.082-15.06-≤15-PASS



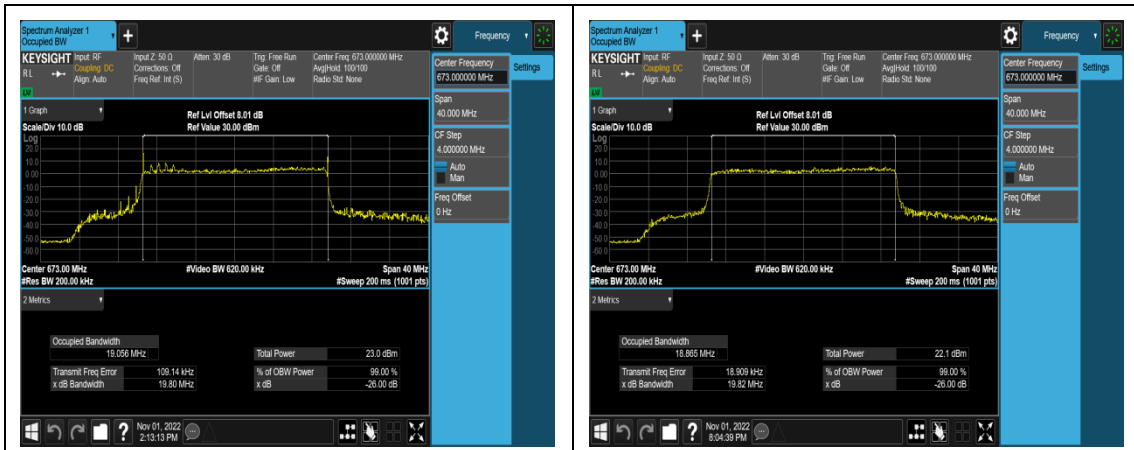
1-N71-PC3-15-15-H-6-CP-16QAM-Outer\_Ful  
l-79@0-Ant1-14.120-14.86-≤15-PASS



1-N71-PC3-15-20-L-1-DFT-QPSK-Outer\_Full  
-100@0-Ant1-18.080-19.34-≤20-PASS

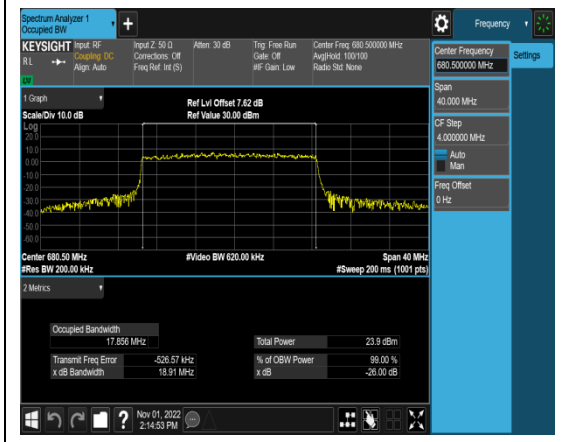


1-N71-PC3-15-20-L-3-DFT-16QAM-Outer\_Fu  
ll-100@0-Ant1-17.844-18.99-≤20-PASS



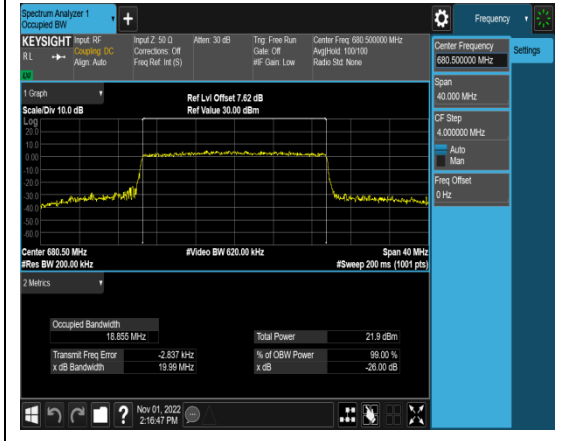
1-N71-PC3-15-20-L-5-CP-QPSK-Outer\_Full-106@0-Ant1-19.056-19.80-≤20-PASS

1-N71-PC3-15-20-L-6-CP-16QAM-Outer\_Full-106@0-Ant1-18.865-19.82-≤20-PASS



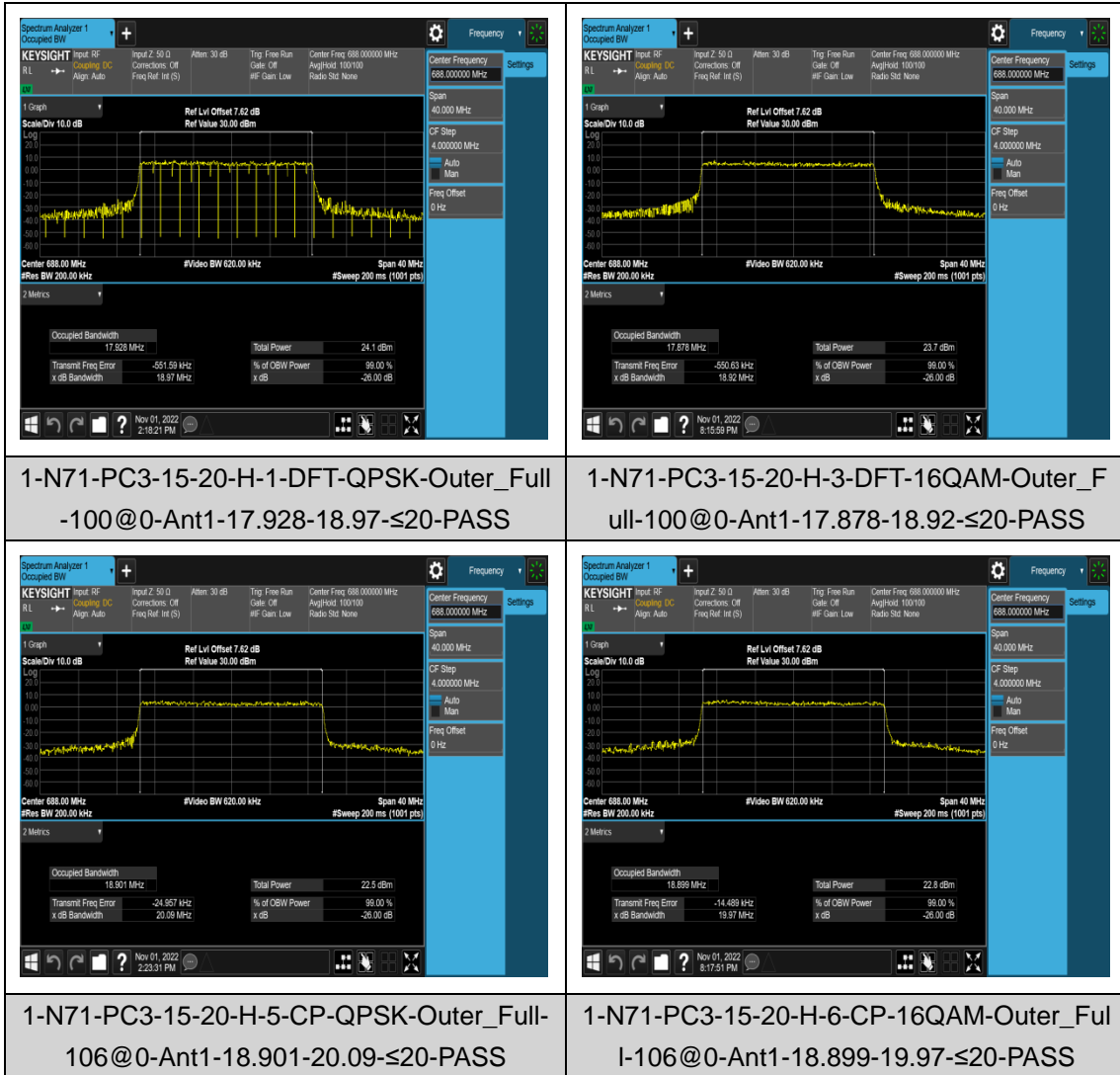
1-N71-PC3-15-20-M-1-DFT-QPSK-Outer\_Full-100@0-Ant1-17.856-18.91-≤20-PASS

1-N71-PC3-15-20-M-3-DFT-16QAM-Outer\_Full-100@0-Ant1-17.819-18.95-≤20-PASS



1-N71-PC3-15-20-M-5-CP-QPSK-Outer\_Full-106@0-Ant1-18.855-19.99-≤20-PASS

1-N71-PC3-15-20-M-6-CP-16QAM-Outer\_Full-106@0-Ant1-18.914-19.38-≤20-PASS



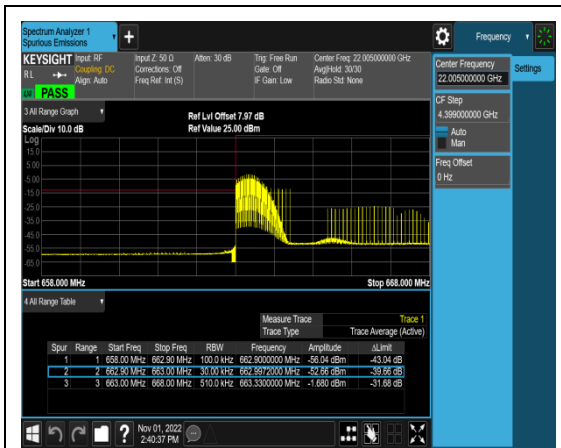
## Appendix D: Band Edge for SA

### Test Result

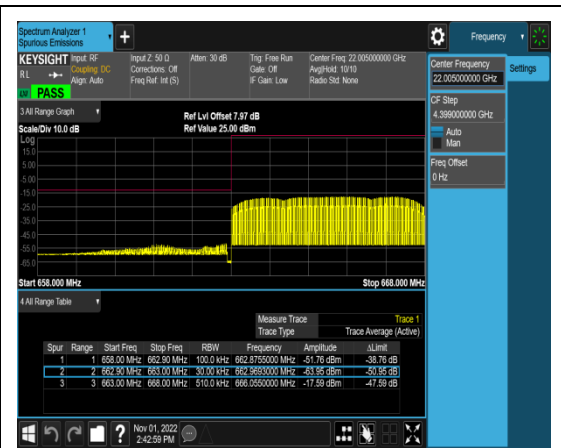
Band	SCS	Bandwidth	Modulation	Channel	RB Config	Result	Verdict
N71	15	5	DFT-PI2BPSK	L	Edge_1RB_Left	see graph	PASS
N71	15	5	DFT-PI2BPSK	L	Outer_Full	see graph	PASS
N71	15	5	DFT-PI2BPSK	H	Edge_1RB_Right	see graph	PASS
N71	15	5	DFT-PI2BPSK	H	Outer_Full	see graph	PASS
N71	15	10	DFT-PI2BPSK	L	Edge_1RB_Left	see graph	PASS
N71	15	10	DFT-PI2BPSK	L	Outer_Full	see graph	PASS
N71	15	10	DFT-PI2BPSK	H	Edge_1RB_Right	see graph	PASS
N71	15	10	DFT-PI2BPSK	H	Outer_Full	see graph	PASS
N71	15	15	DFT-PI2BPSK	L	Edge_1RB_Left	see graph	PASS
N71	15	15	DFT-PI2BPSK	L	Outer_Full	see graph	PASS
N71	15	15	DFT-PI2BPSK	H	Edge_1RB_Right	see graph	PASS
N71	15	15	DFT-PI2BPSK	H	Outer_Full	see graph	PASS
N71	15	20	DFT-PI2BPSK	L	Edge_1RB_Left	see graph	PASS
N71	15	20	DFT-PI2BPSK	L	Outer_Full	see graph	PASS
N71	15	20	DFT-PI2BPSK	H	Edge_1RB_Right	see graph	PASS
N71	15	20	DFT-PI2BPSK	H	Outer_Full	see graph	PASS

*Note: All test modes (different bandwidth and different modulation) are performed, but only the worst case is recorded in this report.*

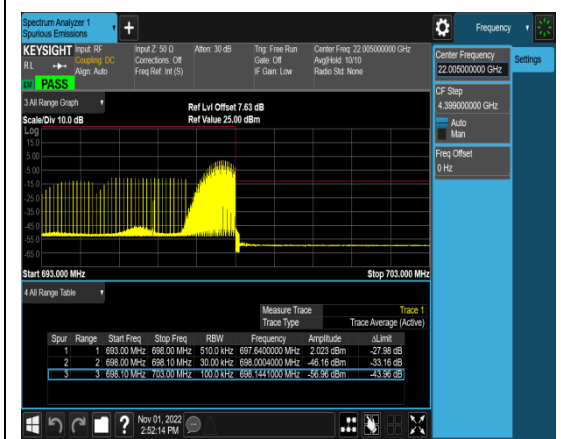
### Test Graphs



1-N71-PC3-15-5-L-1-DFT-PI2BPSK-Edge\_1  
RB\_Left-1 @0-Ant1-1-X:662.9972MHz  
Y:-52.66dBm Margin:39.66-PASS-see graph



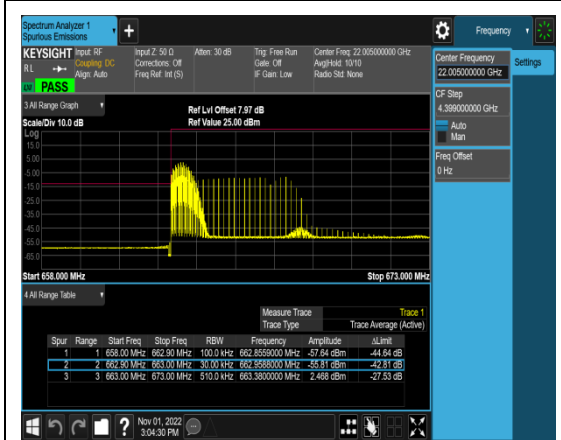
1-N71-PC3-15-5-L-3-DFT-PI2BPSK-Outer\_F  
ull-25 @0-Ant1-1-X:662.8755MHz  
Y:-51.76dBm Margin:38.76-PASS-see graph



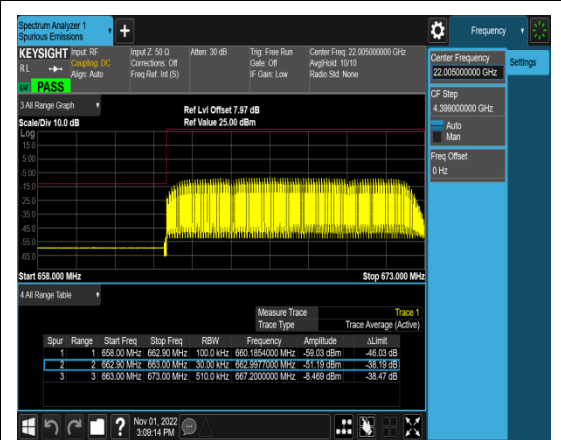
1-N71-PC3-15-5-H-2-DFT-PI2BPSK-Edge\_1  
RB\_Right-1 @24-Ant1-1-X:698.0004MHz  
Y:-46.16dBm Margin:33.16-PASS-see graph



1-N71-PC3-15-5-H-3-DFT-PI2BPSK-Outer\_F  
ull-25 @0-Ant1-1-X:702.7256MHz  
Y:-59.2dBm Margin:46.2-PASS-see graph



1-N71-PC3-15-10-L-1-DFT-PI2BPSK-Edge\_1  
RB\_Left-1 @0-Ant1-1-X:662.9588MHz



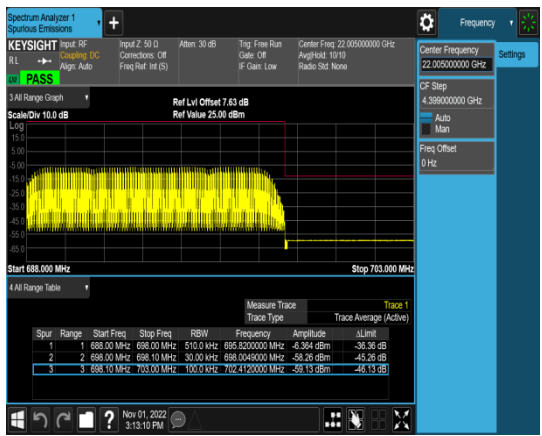
1-N71-PC3-15-10-L-3-DFT-PI2BPSK-Outer\_  
Full-50 @0-Ant1-1-X:662.9977MHz



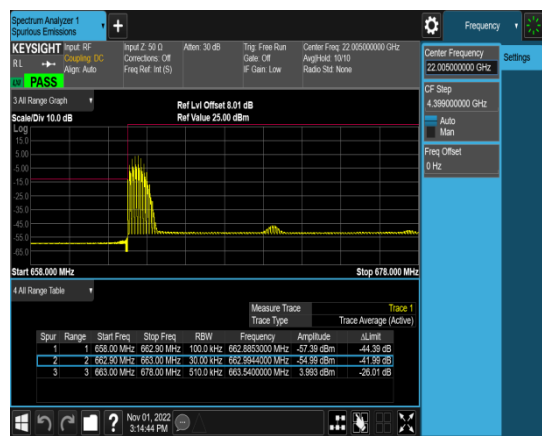
Y:-55.81dBm Margin:42.81-PASS-see graph



Y:-51.19dBm Margin:38.19-PASS-see graph



1-N71-PC3-15-10-H-2-DFT-PI2BPSK-Edge\_1RB\_Right-1@51-Ant1-1-X:700.8636MHz  
Y:-59.13dBm Margin:46.13-PASS-see graph



1-N71-PC3-15-10-H-3-DFT-PI2BPSK-Outer\_Full-50@0-Ant1-1-X:698.0049MHz  
Y:-58.26dBm Margin:45.26-PASS-see graph



1-N71-PC3-15-15-L-1-DFT-PI2BPSK-Edge\_1RB\_Left-1@0-Ant1-1-X:662.9944MHz  
Y:-54.99dBm Margin:41.99-PASS-see graph



1-N71-PC3-15-15-L-3-DFT-PI2BPSK-Outer\_Full-75@0-Ant1-1-X:662.9034MHz  
Y:-53.41dBm Margin:40.41-PASS-see graph



1-N71-PC3-15-15-H-2-DFT-PI2BPSK-Edge\_1RB\_Right-1@78-Ant1-1-X:698.0052MHz  
Y:-51.8dBm Margin:38.8-PASS-see graph

Waltek Testing Group (Shenzhen) Co., Ltd.  
http://www.waltek.com.cn

1-N71-PC3-15-15-H-3-DFT-PI2BPSK-Outer\_Full-75@0-Ant1-1-X:698.2323MHz  
Y:-57.88dBm Margin:44.88-PASS-see graph



1-N71-PC3-15-20-L-1-DFT-PI2BPSK-Edge\_1  
RB\_Left-1@0-Ant1-1-X:662.5423MHz  
Y:-49.99dBm Margin:36.99-PASS-see graph

1-N71-PC3-15-20-L-3-DFT-PI2BPSK-Outer\_  
Full-100@0-Ant1-1-X:660.1315MHz  
Y:-59.06dBm Margin:46.06-PASS-see graph



1-N71-PC3-15-20-H-2-DFT-PI2BPSK-Edge\_  
1RB\_Right-1@105-Ant1-1-X:698.0293MHz  
Y:-52.08dBm Margin:39.08-PASS-see graph

1-N71-PC3-15-20-H-3-DFT-PI2BPSK-Outer\_  
Full-100@0-Ant1-1-X:698.3499MHz  
Y:-56.08dBm Margin:43.08-PASS-see graph

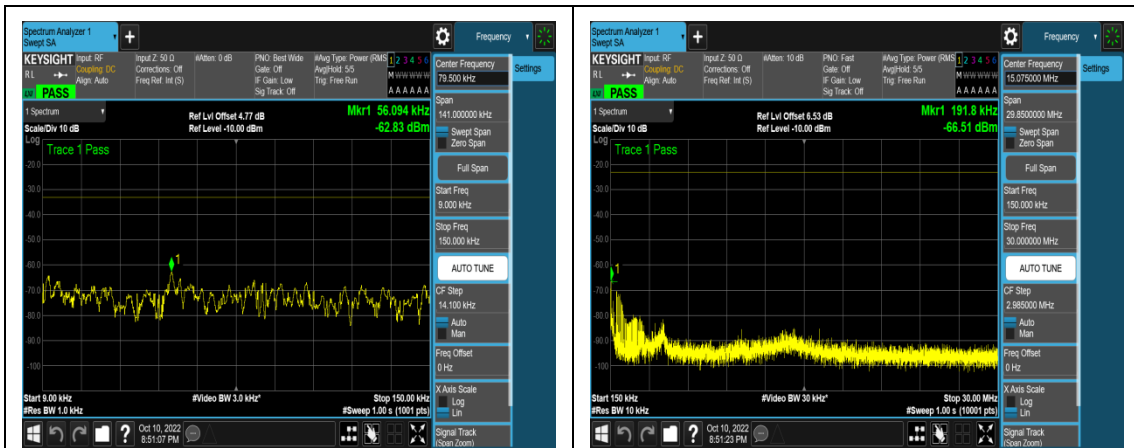
## Appendix E: Conducted Spurious Emission for SA

### Test Result

Band	SCS	Bandwidth	Modulation	Channel	RB Config	StartFreq	StopFreq	Result	Limit	Verdict
N71	15	5	DFT-QPSK	L	Edge_1RB_Left	0.009	0.15	-62.83	-33	PASS
N71	15	5	DFT-QPSK	L	Edge_1RB_Left	0.15	30	-66.51	-23	PASS
N71	15	5	DFT-QPSK	L	Edge_1RB_Left	30	1000	-61.12	-13	PASS
N71	15	5	DFT-QPSK	L	Edge_1RB_Left	1000	3000	-46.71	-13	PASS
N71	15	5	DFT-QPSK	L	Edge_1RB_Left	3000	12000	-43.40	-13	PASS
N71	15	5	DFT-QPSK	L	Edge_1RB_Left	12000	20000	-44.95	-13	PASS
N71	15	5	CP-QPSK	L	Edge_1RB_Left	0.009	0.15	-63.69	-33	PASS
N71	15	5	CP-QPSK	L	Edge_1RB_Left	0.15	30	-67.88	-23	PASS
N71	15	5	CP-QPSK	L	Edge_1RB_Left	30	1000	-61.21	-13	PASS
N71	15	5	CP-QPSK	L	Edge_1RB_Left	1000	3000	-46.68	-13	PASS
N71	15	5	CP-QPSK	L	Edge_1RB_Left	3000	12000	-43.87	-13	PASS
N71	15	5	CP-QPSK	L	Edge_1RB_Left	12000	20000	-45.12	-13	PASS
N71	15	5	DFT-QPSK	M	Edge_1RB_Left	0.009	0.15	-60.60	-33	PASS
N71	15	5	DFT-QPSK	M	Edge_1RB_Left	0.15	30	-71.55	-23	PASS
N71	15	5	DFT-QPSK	M	Edge_1RB_Left	30	1000	-61.33	-13	PASS
N71	15	5	DFT-QPSK	M	Edge_1RB_Left	1000	3000	-46.50	-13	PASS
N71	15	5	DFT-QPSK	M	Edge_1RB_Left	3000	12000	-43.84	-13	PASS
N71	15	5	DFT-QPSK	M	Edge_1RB_Left	12000	20000	-44.91	-13	PASS
N71	15	5	CP-QPSK	M	Edge_1RB_Left	0.009	0.15	-61.80	-33	PASS
N71	15	5	CP-QPSK	M	Edge_1RB_Left	0.15	30	-64.98	-23	PASS
N71	15	5	CP-QPSK	M	Edge_1RB_Left	30	1000	-61.28	-13	PASS
N71	15	5	CP-QPSK	M	Edge_1RB_Left	1000	3000	-46.62	-13	PASS
N71	15	5	CP-QPSK	M	Edge_1RB_Left	3000	12000	-43.72	-13	PASS
N71	15	5	CP-QPSK	M	Edge_1RB_Left	12000	20000	-45.05	-13	PASS
N71	15	5	DFT-QPSK	H	Edge_1RB_Left	0.009	0.15	-61.85	-33	PASS
N71	15	5	DFT-QPSK	H	Edge_1RB_Left	0.15	30	-65.17	-23	PASS
N71	15	5	DFT-QPSK	H	Edge_1RB_Left	30	1000	-60.69	-13	PASS
N71	15	5	DFT-QPSK	H	Edge_1RB_Left	1000	3000	-46.64	-13	PASS
N71	15	5	DFT-QPSK	H	Edge_1RB_Left	3000	12000	-43.80	-13	PASS
N71	15	5	DFT-QPSK	H	Edge_1RB_Left	12000	20000	-44.96	-13	PASS
N71	15	5	CP-QPSK	H	Edge_1RB_Left	0.009	0.15	-62.59	-33	PASS
N71	15	5	CP-QPSK	H	Edge_1RB_Left	0.15	30	-67.96	-23	PASS
N71	15	5	CP-QPSK	H	Edge_1RB_Left	30	1000	-60.98	-13	PASS
N71	15	5	CP-QPSK	H	Edge_1RB_Left	1000	3000	-46.77	-13	PASS

N71	15	5	CP-QPSK	H	Edge_1RB_Left	3000	12000	-43.64	-13	PASS
N71	15	5	CP-QPSK	H	Edge_1RB_Left	12000	20000	-44.86	-13	PASS

### Test Graphs



1-N71-PC3-15-5-L-4-DFT-QPSK-Edge\_1RB\_ Left-1 @0-0.009-0.15-Ant1-0.06--62.83--33-P  
ASS

1-N71-PC3-15-5-L-4-DFT-QPSK-Edge\_1RB\_ Left-1 @0-0.15-30-Ant1-0.19--66.51--23-PAS  
S



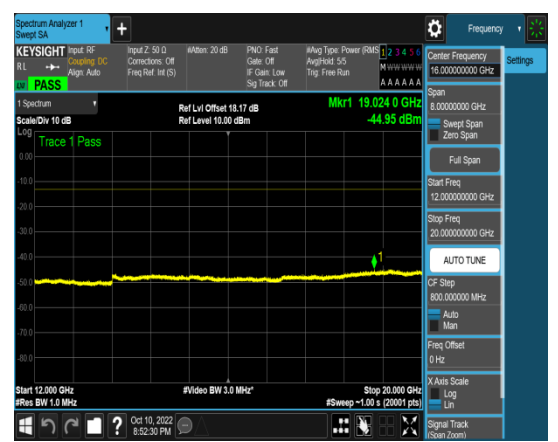
1-N71-PC3-15-5-L-4-DFT-QPSK-Edge\_1RB\_ Left-1 @0-30-1000-Ant1-893.20--61.12--13-P  
ASS



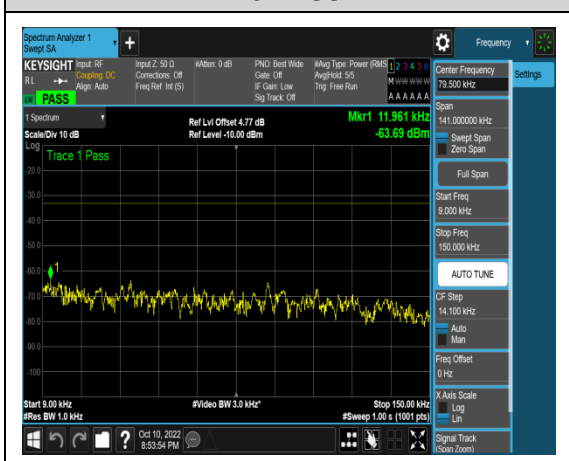
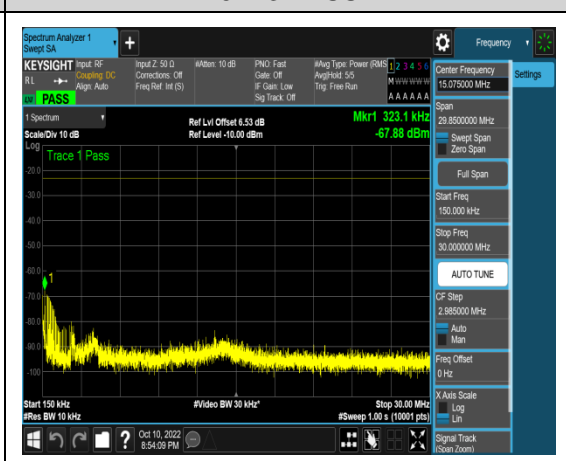
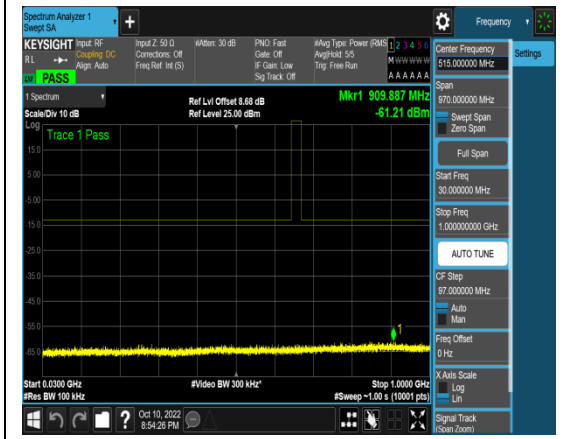

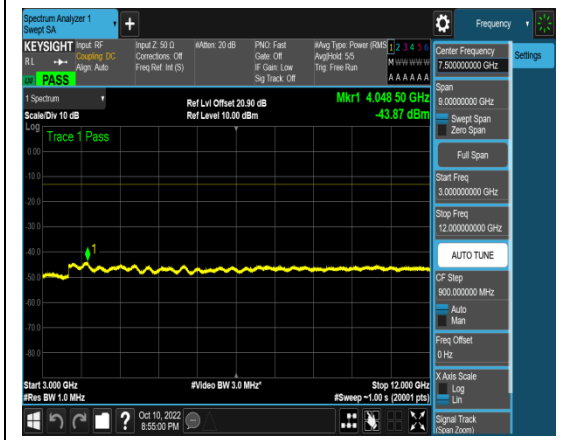
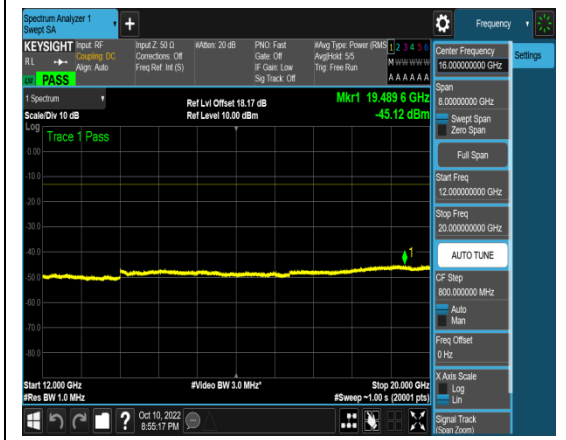
1-N71-PC3-15-5-L-4-DFT-QPSK-Edge\_1RB\_ Left-1 @0-1000-3000-Ant1-2803.40--46.71--1  
3-PASS



1-N71-PC3-15-5-L-4-DFT-QPSK-Edge\_1RB\_ Left-1 @0-3000-12000-Ant1-3998.55--43.40--



1-N71-PC3-15-5-L-4-DFT-QPSK-Edge\_1RB\_ Left-1 @0-12000-20000-Ant1-19024.00--44.9

<p style="text-align: center;"><b>13-PASS</b></p> 	<p style="text-align: center;"><b>5--13-PASS</b></p> 
<p style="text-align: center;">1-N71-PC3-15-5-L-16-CP-QPSK-Edge_1RB _Left-1@0-0.009-0.15-Ant1-0.01--63.69--33- PASS</p>	<p style="text-align: center;">1-N71-PC3-15-5-L-16-CP-QPSK-Edge_1RB _Left-1@0-0.15-30-Ant1-0.32--67.88--23-PA SS</p>
	
<p style="text-align: center;">1-N71-PC3-15-5-L-16-CP-QPSK-Edge_1RB _Left-1@0-30-1000-Ant1-909.89--61.21--13- PASS</p>	<p style="text-align: center;">1-N71-PC3-15-5-L-16-CP-QPSK-Edge_1RB _Left-1@0-1000-3000-Ant1-2618.40--46.68-- 13-PASS</p>
	
<p style="text-align: center;">1-N71-PC3-15-5-L-16-CP-QPSK-Edge_1RB _Left-1@0-3000-12000-Ant1-4048.50--43.87- -13-PASS</p>	<p style="text-align: center;">1-N71-PC3-15-5-L-16-CP-QPSK-Edge_1RB _Left-1@0-12000-20000-Ant1-19489.60--45. 12--13-PASS</p>