

TEST REPORT

Reference No...... : WTX21X12136503W
FCC ID : YHLBLUF91
Applicant : BLU Products Inc.
Address : 10814 NW 33rd St # 100 Doral, FL 33172,USA
Product Name : Smart Phone
Test Model : F91 5G
FCC Part 2.1093
Standards : IEEE Std C95.1: 2019
IEEE Std C95.3: 2002 + Rev. 2008
IEEE 62209-1528: 2020
Date of Receipt sample : Dec. 08, 2021
Date of Test..... : Dec.10, 2021 to Jan. 11, 2022
Date of Issue : Jan. 18, 2022
Test Result..... : **Pass**

Remarks:

The results shown in this test report refer only to the sample(s) tested, this test report cannot be reproduced, except in full, without prior written permission of the company. The report would be invalid without specific stamp of test institute and the signatures of compiler and approver.

Prepared By:

Waltek Testing Group (Shenzhen) Co., Ltd.

Address: 1/F., Room 101, Building 1, Hongwei Industrial Park, Liuxian 2nd Road,
Block 70 Bao'an District, Shenzhen, Guangdong, China

Tel.: +86-755-33663308

Fax.: +86-755-33663309

Tested by:

Reviewed By:

Approved & Authorized By:

Jack Sun

Jason Su

Silin Chen

Jack Sun / Project Engineer

Jason Su / RF Manager

Silin Chen / Manager

TABLE OF CONTENTS

1. General Information	3
1.1 Product Description for Equipment Under Test (EUT)	3
1.2 Test Standards	8
1.3 Test Methodology	8
1.4 Test Facility	8
2. Summary of Test Results	9
3. Specific Absorption Rate (SAR)	10
3.1 Introduction	10
3.2 SAR Definition	10
4. SAR Measurement System	11
4.1 The Measurement System	11
4.2 Probe	11
4.3 Probe Calibration Process	13
4.4 Phantom	14
4.5 Device Holder	14
4.6 Test Equipment List	15
5. Tissue Simulating Liquids	16
5.1 Composition of Tissue Simulating Liquid	16
5.2 Tissue Dielectric Parameters for Head and Body Phantoms	17
5.3 Tissue Calibration Result	18
6. SAR Measurement Evaluation	19
6.1 Purpose of System Performance Check	19
6.2 System Setup	19
6.3 Validation Results	20
7. EUT Testing Position	22
7.1 Define Two Imaginary Lines on The Handset	22
7.2 Cheek Position	23
7.3 Tilted Position	23
7.4 Body Position	24
7.5 EUT Antenna Position	24
7.6 EUT Testing Position	25
8. SAR Measurement Procedures	26
8.1 Measurement Procedures	26
8.2 Spatial Peak SAR Evaluation	26
8.3 Area & Zoom Scan Procedures	27
8.4 Volume Scan Procedures	27
8.5 SAR Averaged Methods	27
8.6 Power Drift Monitoring	27
9. SAR Test Result	28
9.1 Conducted RF Output Power	28
9.2 Test Results for Standalone SAR Test	142
9.3 Simultaneous Multi-band Transmission SAR Analysis	169
10. Measurement Uncertainty	178
10.1 Uncertainty for SAR Test	178
Annex A. Plots of System Performance Check	180
Annex B. Plots of SAR Measurement	200
Annex C. EUT Photos	334
Annex D. Test Setup Photos	336
Annex E. Calibration Certificate	341

1. General Information

1.1 Product Description for Equipment Under Test (EUT)

Client Information

Applicant: BLU Products Inc.
 Address of applicant: 10814 NW 33rd St # 100 Doral, FL 33172,USA

Manufacturer: BLU Products Inc.
 Address of manufacturer: 10814 NW 33rd St # 100 Doral, FL 33172,USA

General Description of EUT:	
Product Name:	Smart Phone
Brand Name:	BLU
Model No.:	F91 5G
Adding Model(s):	/
Rated Voltage:	DC3.85V
Battery:	5000mAh(C886549500P)
Adapter Model	US-KB-2009 INPUT:AC100-240V, 50/60Hz, 0.6A Output:DC9V, 2000Ma
Software Version:	BLU_F0030UU_V11.0.02.01_GENERIC_20211130_1144
Hardware Version:	KF5F-02
<p><i>Note: The test data is gathered from a production sample provided by the manufacturer.</i></p>	

Technical Characteristics of EUT:	
2G	
Support Networks:	GSM, GPRS, EDGE
Support Band:	GSM850/PCS1900
Uplink Frequency:	GSM/GPRS/EDGE 850: 824~849MHz GSM/GPRS/EDGE 1900: 1850~1910MHz
Downlink Frequency:	GSM/GPRS/EDGE 850: 869~894MHz GSM/GPRS/EDGE 1900: 1930~1990MHz
RF Output Power:	GSM850: 33.93dBm, GSM1900: 29.25dBm EDGE850: 27.38dBm, EDGE1900: 25.05dBm
Type of Modulation:	GMSK, 8PSK
Type of Antenna:	Integral Antenna
Antenna Gain:	GSM850: -0.7dBi; GSM1900: -0.65dBi
GPRS/EDGE Class:	Class 12
3G	
Support Networks:	WCDMA, HSDPA, HSUPA
Support Band:	WCDMA Band 2, WCDMA Band 4, WCDMA Band 5
Uplink Frequency:	WCDMA Band 2: 1850~1910MHz WCDMA Band 4: 1710-1755MHz WCDMA Band 5: 824~849MHz
Downlink Frequency:	WCDMA Band 2: 1930~1990MHz WCDMA Band 4: 2110-2155MHz WCDMA Band 5: 869~894MHz
RF Output Power:	WCDMA Band 2: 23.08dBm, WCDMA Band 4: 22.96dBm, WCDMA Band 5: 24.57dBm
Type of Modulation:	BPSK
Antenna Type:	Integral Antenna
Antenna Gain:	WCDMA Band 2: -0.65dBi, WCDMA Band 4: -0.5dBi, WCDMA Band 5: -0.7dBi
4G	
Support Networks:	FDD-LTE, TDD-LTE
Support Band:	FDD-LTE Band 2, 4, 5, 12, 13, 17, 25, 26, 66, 71 TDD-LTE Band 41
Uplink Frequency:	FDD-LTE Band 2: Tx: 1850-1910MHz, FDD-LTE Band 4: Tx: 1710-1755MHz, FDD-LTE Band 5: Tx: 824-849MHz, FDD-LTE Band 12: Tx: 699-716MHz, FDD-LTE Band 13: Tx: 777-787MHz, FDD-LTE Band 17: Tx: 704-716MHz,

	FDD-LTE Band 25: Tx: 1850-1915MHz, FDD-LTE Band 26: Tx: 814-824MHz, FDD-LTE Band 26: Tx: 824-849MHz, TDD-LTE Band 41: Tx: 2496-2690MHz FDD-LTE Band 66: Tx: 1710-1780MHz, FDD-LTE Band 71: Tx: 663-698MHz,
Downlink Frequency:	FDD-LTE Band 2: Rx: 1930-1990MHz, FDD-LTE Band 4: Rx: 2110-2155MHz, FDD-LTE Band 5: Rx: 869-894MHz, FDD-LTE Band 12: Rx: 729-746MHz, FDD-LTE Band 13: Rx: 746-756MHz, FDD-LTE Band 17: Rx: 734-746MHz, FDD-LTE Band 25: Rx: 1930-1995MHz, FDD-LTE Band 26: Rx: 859-869MHz, FDD-LTE Band 26: Rx: 869-894MHz, TDD-LTE Band 41: Rx: 2496-2690MHz FDD-LTE Band 66: Rx: 2110-2200MHz, FDD-LTE Band 71: Rx: 617-652MHz,
RF Output Power:	FDD-LTE Band 2: 22.75dBm FDD-LTE Band 4: 21.76dBm FDD-LTE Band 5: 24.36dBm FDD-LTE Band 12: 24.83dBm FDD-LTE Band 13: 24.81dBm FDD-LTE Band 17: 24.34dBm FDD-LTE Band 25: 22.47dBm FDD-LTE Band 26(814-824MHz): 24.25dBm FDD-LTE Band 26(824-849MHz): 24.21dBm TDD-LTE Band 41: 23.37dBm FDD-LTE Band 66: 21.12dBm FDD-LTE Band 71: 24.69dBm
Type of Modulation:	QPSK, 16QAM
Antenna Type:	Integral Antenna
Antenna Gain:	FDD-LTE Band 2: -0.3dBi, FDD-LTE Band 4: -0.5dBi, FDD-LTE Band 5: -0.7dBi, FDD-LTE Band 12: -2.4dBi, FDD-LTE Band 13: -2.8dBi, FDD-LTE Band 17: -3.2dBi, FDD-LTE Band 25: -0.65dBi, FDD-LTE Band 26(814-824MHz): -2.8dBi, FDD-LTE Band 26(824-849MHz): -2.8dBi, TDD-LTE Band 41: -0.8dBi, FDD-LTE Band 66: -2.6dBi

	FDD-LTE Band 71: -3.2dBi
5G NR	
Support Networks:	5G NR
Support Band:	n5; n41; n71
EN-DC Mode	DC_2A_n41A, DC_12A_n41A
Frequency Range:	n5: Tx: 824-849MHz, Rx: 869-894MHz
	n41: Tx: 2496-2690MHz, Rx: 2496-2690MHz
	n71: Tx: 663-698MHz, Rx: 617-652MHz
Modulation Type:	DFT-s-OFDM: PI/2 BPSK QPSK / 16QAM / 64QAM / 256QAM CP-OFDM: QPSK / 16QAM / 64QAM / 256QAM
Max.RF Output Power:	N5: 23.50dBm, n41: 23.97dBm, n71: 23.02dBm
Antenna Type:	Integral Antenna
Antenna Gain:	N5: -0.65dBi, n41: -0.8dBi, n71: -3.2dBi
WIFI(5G)	
Support Standards:	802.11a, 802.11n-HT20/40, 802.11ac-VHT80,
Frequency Range:	Band 1: 5180-5240MHz, Band 2: 5260-5320MHz, Band 3: 5500-5700MHz, Band 4: 5745-5825MHz
RF Output Power:	13.08dBm (Conducted)
Type of Modulation:	BPSK, QPSK, 16QAM, 64QAM
Type of Antenna:	Integral Antenna
Antenna Gain:	0.6dBi
WIFI(2.4G)	
Support Standards:	802.11b, 802.11g, 802.11n
Frequency Range:	2412-2462MHz for 802.11b/g/n-HT20 2422-2452MHz for 802.11n-HT40
RF Output Power:	15.97dBm (Conducted)
Type of Modulation:	DBPSK, BPSK, DQPSK, QPSK, 16QAM, 64QAM
Data Rate:	1-11Mbps, 6-54Mbps, up to 150Mbps
Quantity of Channels:	11 for 802.11b/g/n-HT20 7 for 802.11n-HT40
Channel Separation:	5MHz
Antenna Type:	Integral Antenna
Antenna Gain:	0.75dBi
Bluetooth	
Bluetooth Version:	V5.2
Frequency Range:	2402-2480MHz
RF Output Power:	11.91dBm (Conducted)
Data Rate:	1Mbps, 2Mbps, 3Mbps
Modulation:	GFSK, $\pi/4$ DQPSK, 8DPSK
Quantity of Channels:	79/40
Channel Separation:	1MHz/2MHz
Antenna Type:	Integral Antenna

Antenna Gain:	0.75dBi
NFC	
Support Standards:	NFC
Frequency Range:	13.56MHz
Max. Field Strength:	56.52dBuV/m (at 3m)
Antenna Type:	Integral Antenna

1.2 Test Standards

The following report is accordance with FCC 47 CFR Part 2.1093, IEEE Std C95.1: 2019, IEEE Std C95.3: 2002 + Rev. 2008, IEEE 62209-1528: 2020, KDB 447498 D01 v06, KDB 648474 D04 v01r03, KDB 248227 D01 v02r02, KDB 941225 D01 v03r01, KDB 941225 D05 v02r05 , and KDB 865664 D01 v01r04 and KDB 865664 D02 v01r02.

The objective is to determine compliance with FCC Part 2.1093 of the Federal Communication Commissions rules.

Maintenance of compliance is the responsibility of the manufacturer. Any modification of the product, which result in lowering the emission, should be checked to ensure compliance has been maintained.

1.3 Test Methodology

All measurements contained in this report were conducted with KDB 865664 D01 v01r04 and KDB 865664 D02 v01r02. The public notice KDB 447498 D01 v06 for Mobile and Portable Devices RF Exposure Procedure also.

1.4 Test Facility

Address of the test laboratory

Laboratory: Waltek Testing Group (Shenzhen) Co., Ltd.

Address: 1/F., Room 101, Building 1, Hongwei Industrial Park, Liuxian 2nd Road,Block 70 Bao'an District, Shenzhen, Guangdong, China

FCC – Registration No.: 125990

Waltek Testing Group (Shenzhen) Co., Ltd. EMC Laboratory has been registered and fully described in a report filed with the FCC (Federal Communications Commission). The acceptance letter from the FCC is maintained in our files. The Designation Number is CN5010. Test Firm Registration Number is 125990.

Industry Canada (IC) Registration No.: 11464A

The 3m Semi-anechoic chamber of Waltek Testing Group (Shenzhen) Co., Ltd. Has been registered by Certification and Engineering Bureau of Industry Canada for radio equipment testing with Registration No.: 11464A.

2. Summary of Test Results

The maximum results of Specific Absorption Rate (SAR) have found during testing are as follows:

Frequency Band	Head SAR	Body-worn (10mm Gap)	Hotspot (10mm Gap)	SAR _{1g} Limit (W/kg)
	Maximum SAR _{1g} (W/kg)	Maximum SAR _{1g} (W/kg)	Maximum SAR _{1g} (W/kg)	
GSM	0.379	0.604	0.647	1.6
WCDMA	0.251	0.584	0.630	1.6
LTE	0.378	0.847	0.847	1.6
NR	0.312	0.323	0.331	1.6
EN-DC	0.009	0.271	0.271	1.6
WLAN 5G	0.590	0.533	0.715	1.6
WLAN 2.4GHz	0.760	0.342	0.342	1.6
BT	0.126	0.058	0.058	1.6
Simultaneous Transmission	1.083	1.380	1.380	1.6

The device is in compliance with Specific Absorption Rate (SAR) for general population/uncontrolled exposure limits (1.6 W/kg) specified in FCC 47 CFR Part 2.1093 and IEEE Std C95.1: 2019, and had been tested in accordance with the measurement methods and procedure specified in IEEE 62209-1528: 2020 and KDB 865664 D01 v01r04 and KDB 865664 D02 v01r02.

3. Specific Absorption Rate (SAR)

3.1 Introduction

SAR is related to the rate at which energy is absorbed per unit mass in an object exposed to a radio field. The SAR distribution in a biological body is complicated and is usually carried out by experimental techniques or numerical modeling. The standard recommends limits for two tiers of groups, occupational/controlled and general population/uncontrolled, based on a person's awareness and ability to exercise control over his or her exposure. In general, occupational/controlled exposure limits are higher than the limits for general population/uncontrolled.

3.2 SAR Definition

The SAR definition is the time derivative (rate) of the incremental energy (dW) absorbed by (dissipated in) an incremental mass (dm) contained in a volume element (dv) of a given density (ρ). The equation description is as below:

$$\text{SAR} = \frac{d}{dt} \left(\frac{dW}{dm} \right) = \frac{d}{dt} \left(\frac{dW}{\rho dv} \right)$$

SAR is expressed in units of Watts per kilogram (W/kg)

SAR measurement can be either related to the temperature elevation in tissue by

$$\text{SAR} = C \left(\frac{\delta T}{\delta t} \right)$$

Where: C is the specific heat capacity, δT is the temperature rise and δt is the exposure duration, or related to the electrical field in the tissue by

$$\text{SAR} = \frac{\sigma |E|^2}{\rho}$$

Where: σ is the conductivity of the tissue, ρ is the mass density of the tissue and E is the RMS electrical field strength.

However for evaluating SAR of low power transmitter, electrical field measurement is typically applied.

4. SAR Measurement System

4.1 The Measurement System

Comosar is a system that is able to determine the SAR distribution inside a phantom of human being according to different standards. The Comosar system consists of the following items:

- Main computer to control all the system
- 6 axis robot
- Data acquisition system
- Miniature E-field probe
- Phone holder
- Head simulating tissue

The following figure shows the system.



The EUT under test operating at the maximum power level is placed in the phone holder, under the phantom, which is filled with head simulating liquid. The E-Field probe measures the electric field inside the phantom. The OpenSAR software computes the results to give a SAR value in a 1g or 10g mass.

4.2 Probe

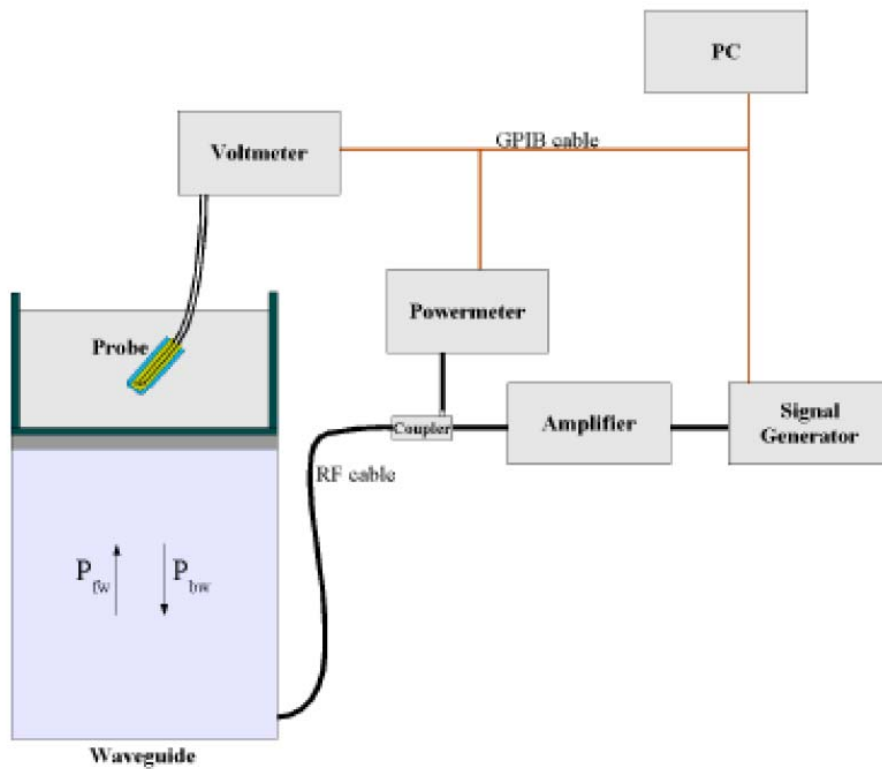
For the measurements the Specific Dosimetric E-Field Probe SSE2 SN 45/15 EPGO280 with following specifications is used

- Dynamic range: 0.01-100 W/kg
- Probe Length: 330 mm
- Length of Individual Dipoles: 4.5 mm
- Maximum external diameter: 8 mm
- Probe Tip External Diameter : 5 mm

Waltek Testing Group (Shenzhen) Co., Ltd.
[Http://www.waltek.com.cn](http://www.waltek.com.cn)

- Distance between dipoles / probe extremity: 2.7mm
 - Probe linearity: <0.25 dB
 - Axial Isotropy: <0.25 dB
 - Spherical Isotropy: <0.50 dB
 - Calibration range: 700 to 3000MHz for head & body simulating liquid.
- Angle between probe axis (evaluation axis) and surface normal line: less than 30°

Probe calibration is realized, in compliance with EN 62209-1 and IEEE 1528 STD, with CALISAR, Antenna proprietary calibration system. The calibration is performed with the EN 62209-1 annexe technique using reference guide at the five frequencies.



$$SAR = \frac{4(P_{fw} - P_{bw})}{ab\delta} \cos^2\left(\pi \frac{y}{a}\right) e^{-2z/\delta}$$

Where :

P_{fw} = Forward Power

P_{bw} = Backward Power

a and b = Waveguide dimensions

l = Skin depth

Keithley configuration:

Rate = Medium; Filter = ON; RDGS = 10; Filter type = Moving Average; Range auto after each calibration, a SAR measurement is performed on a validation dipole and compared with a NPL calibrated probe, to verify it.

Waltek Testing Group (Shenzhen) Co., Ltd.

[Http://www.waltek.com.cn](http://www.waltek.com.cn)

The calibration factors, CF(N), for the 3 sensors corresponding to dipole 1, dipole 2 and dipole 3 are:

$$CF(N)=SAR(N)/V_{lin}(N) \quad (N=1,2,3)$$

The linearised output voltage $V_{lin}(N)$ is obtained from the displayed output voltage $V(N)$ using

$$V_{lin}(N)=V(N)*(1+V(N)/DCP(N)) \quad (N=1,2,3)$$

where DCP is the diode compression point in mV.

4.3 Probe Calibration Process

Dosimetric Assessment Procedure

Each E-Probe/Probe Amplifier combination has unique calibration parameters. SATIMO Probe calibration procedure is conducted to determine the proper amplifier settings to enter in the probe parameters. The amplifier settings are determined for a given frequency by subjecting the probe to a known E-field density (1 mW/cm²) using an with CALISAR, Antenna proprietary calibration system.

Free Space Assessment Procedure

The free space E-field from amplified probe outputs is determined in a test chamber. This calibration can be performed in a TEM cell if the frequency is below 1 GHz and in a waveguide or other methodologies above 1 GHz for free space. For the free space calibration, the probe is placed in the volumetric center of the cavity and at the proper orientation with the field. The probe is rotated 360 degrees until the three channels show the maximum reading. The power density readings equates to 1mW/cm².

Temperature Assessment Procedure

E-field temperature correlation calibration is performed in a flat phantom filled with the appropriate simulated head tissue. The E-field in the medium correlates with the temperature rise in the dielectric medium. For temperature correlation calibration a RF transparent thermistor-based temperature probe is used in conjunction with the E-field probe.

Where:

$$SAR = C \frac{\Delta T}{\Delta t}$$

Δt = exposure time (30 seconds),

C = heat capacity of tissue (brain or muscle),

ΔT = temperature increase due to RF exposure.

SAR is proportional to $\Delta T / \Delta t$, the initial rate of tissue heating, before thermal diffusion takes place. The electric field in the simulated tissue can be used to estimate SAR by equating the thermally derived SAR to that with the E- field component.

$$\text{SAR} = \frac{|E|^2 \cdot \sigma}{\rho}$$

Where:

σ = simulated tissue conductivity,

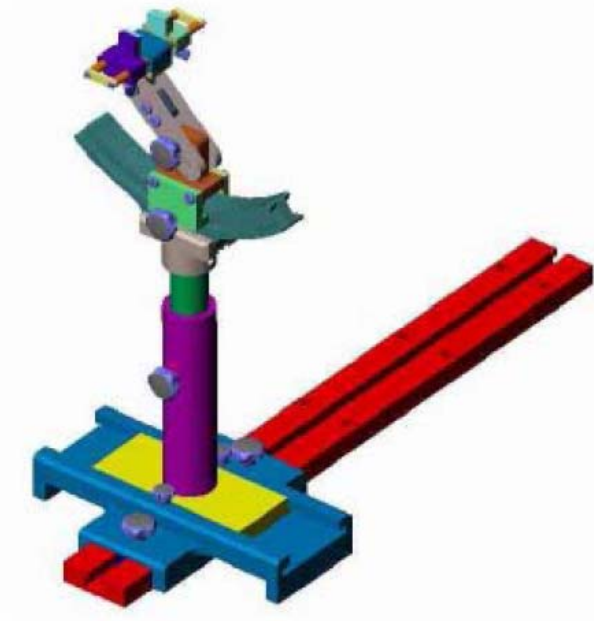
ρ = Tissue density (1.25 g/cm³ for brain tissue)

4.4 Phantom

For the measurements the Specific Anthropomorphic Mannequin (SAM) defined by the IEEE SCC-34/SC2 group is used. The phantom is a polyurethane shell integrated in a wooden table. The thickness of the phantom amounts to 2mm +/- 0.2mm. It enables the dosimetric evaluation of left and right phone usage and includes an additional flat phantom part for the simplified performance check. The phantom set-up includes a cover, which prevents the evaporation of the liquid.

4.5 Device Holder

The positioning system allows obtaining cheek and tilting position with a very good accuracy. In compliance with CENELEC, the tilt angle uncertainty is lower than 1°.



System Material	Permittivity	Loss Tangent
Delrin	3.7	0.005

4.6 Test Equipment List

Description	Manufacturer	Model	Serial Number	Cal. Date	Due. Date
E-Field Probe	MVG	SSE5	SN 09/13 EP168	2020-05-22	2022-05-21
E-Field Probe	MVG	SSE2	SN 18/21 EPGO356	2021-07-16	2022-07-15
835MHz Dipole	MVG	SID835	SN 47/12 DIP 0G835-204	2020-03-11	2022-03-10
1800MHz Dipole	MVG	SID1800	SN 47/12 DIP 1G800-206	2020-03-11	2022-03-10
1900MHz Dipole	MVG	SID1900	SN 47/12 DIP 1G900-207	2020-03-11	2022-03-10
2450MHz Dipole	MVG	SID2450	SN 13/15 DIP 2G450-364	2020-03-11	2022-03-10
2600MHz Dipole	MVG	SID2600	SN 28/21 DIP 2G600-590	2021-07-16	2024-07-15
3300MHz Dipole	MVG	SID3300	SN 28/21 DIP 3G300-591	2021-07-19	2024-07-18
3500MHz Dipole	MVG	SID3500	SN 28/21 DIP 3G500-592	2021-07-19	2024-07-18
3700MHz Dipole	MVG	SID3700	SN 28/21 DIP 3G700-593	2021-07-19	2024-07-18
3900MHz Dipole	MVG	SID3900	SN 28/21 DIP 3G900-594	2021-07-19	2024-07-18
4200MHz Dipole	MVG	SID4200	SN 28/21 DIP 4G200-595	2021-07-19	2024-07-18
4600MHz Dipole	MVG	SID4600	SN 28/21 DIP 4G600-596	2021-07-19	2024-07-18
4900MHz Dipole	MVG	SID4900	SN 28/21 DIP 4G900-597	2021-07-19	2024-07-18
5 GHz Dipole	MVG	SWG5500	SN 49/16 WGA45	2020-07-03	2022-07-02
Dielectric Probe	SATIMO	SCLMP	SN 47/12 OCPG49	2020-03-11	2022-03-10
SAM Phantom	SATIMO	SAM	SN/ 47/12 SAM95	N/A	N/A
Multi Meter	Keithley	Keithley 2000	4006367	2021-03-27	2022-03-26
Power meter	Keithley	3500	JC-2017-09-001	2021-03-27	2022-03-26
Power meter	Keithley	3500	JC-2017-09-001	2021-03-27	2022-03-26
Power Sensor	HP	11636B	JC-2017-10-002	2021-03-27	2022-03-26
MXG X-Series RF Vector Signal Generato	KEYSIGHT	N5182B	MY57300664	2021-04-14	2022-04-13
Universal Tester	Rohde & Schwarz	CMU200	112315	2021-03-27	2022-03-26
Communications Tester	Rohde & Schwarz	CMW500	148650	2021-03-27	2022-03-26
Network Analyzer	HP	8753C	2901A00831	2021-03-27	2022-03-26
Directional Couplers	Agilent	778D	20160	2021-03-27	2022-03-26

5. Tissue Simulating Liquids

5.1 Composition of Tissue Simulating Liquid

For the measurement of the field distribution inside the SAM phantom with SMTIMO, the phantom must be filled with around 25 liters of homogeneous body tissue simulating liquid. For head SAR testing, the liquid height from the ear reference point (ERP) of the phantom to the liquid top surface is larger than 15 cm. For body SAR testing, the liquid height from the center of the flat phantom to the liquid top surface is larger than 15 cm. Please see the following photos for the liquid height.



Liquid Height for Head SAR



Liquid Height for Body SAR

The Composition of Tissue Simulating Liquid

Frequency (MHz)	Water (%)	Salt (%)	Sugar (%)	HEC (%)	Preventol (%)	DGBE (%)
Head						
750	41.1	1.4	57.0	0.2	0.3	0
835	40.3	1.4	57.9	0.2	0.2	0
1700-1900	55.2	0.3	0	0	0	44.5
2450	55.0	0.1	0	0	0	44.9
2600	54.9	0.1	0	0	0	45.0
Body						
750	50.0	0.8	48.8	0.2	0.2	0
835	50.8	0.9	48.1	0.1	0.1	0
1700-1900	70.2	0.4	0	0	0	29.4
2450	68.6	0.1	0	0	0	31.3
2600	68.2	0.1	0	0	0	31.7

Frequency (MHz)	Water (%)	Hexyl Carbitol (%)	Triton X-100 (%)
Head			
5000-6000	65.52	17.24	17.24
Body			

5000-6000	78.6	10.7	10.7
-----------	------	------	------

5.2 Tissue Dielectric Parameters for Head and Body Phantoms

The head tissue dielectric parameters recommended by the IEEE SCC-34/SC-2 in P1528 have been incorporated in the following table. These head parameters are derived from planar layer models simulating the highest expected SAR for the dielectric properties and tissue thickness variations in a human head. Other head and body tissue parameters that have not been specified in P1528 are derived from the tissue dielectric parameters computed from the 4-Cole-Cole equations described in Reference [12] and extrapolated according to the head parameters specified in P1528.

Target Frequency (MHz)	Head/Body	
	Conductivity (σ)	Permittivity (ϵ_r)
150	0.76	52.3
300	0.87	45.3
450	0.87	43.5
750	0.89	41.9
835	0.90	41.5
900	0.97	41.5
915	0.98	41.5
1450	1.20	40.5
1610	1.29	40.3
1750	1.37	40.1
1800-2000	1.40	40.0
2450	1.80	39.2
2600	1.96	39.0
3000	2.40	38.5
5200	4.66	36.0
5400	4.86	35.8
5600	5.07	35.5
5800	5.27	35.3

5.3 Tissue Calibration Result

The dielectric parameters of the liquids were verified prior to the SAR evaluation using COMOSAR Dielectric Probe Kit and an Agilent Network Analyzer.

Calibration Result for Dielectric Parameters of Tissue Simulating Liquid

Head/Body Tissue Simulating Liquid									
Freq. MHz.	Temp. (°C)	Conductivity			Permittivity			Limit (%)	Date
		Reading (σ)	Target (σ)	Delta (%)	Reading (ϵ_r)	Target (ϵ_r)	Delta (%)		
750	21.3	0.85	0.89	-4.49	41.31	41.90	-1.41	±5	2022-01-11
835	21.3	0.88	0.90	-2.22	41.16	41.50	-0.82	±5	2022-01-11
1750	21.3	1.36	1.37	-0.73	39.09	40.1	-2.52	±5	2021-12-18
1800	21.3	1.36	1.40	-2.86	38.60	40.00	-3.50	±5	2021-12-19
1900	21.3	1.37	1.40	-2.14	38.58	40.00	-3.55	±5	2021-12-20
2450	21.3	1.73	1.80	-3.89	38.20	39.20	-2.55	±5	2021-12-21
2600	21.3	1.94	1.96	-1.02	38.65	39.0	-0.90	±5	2021-12-22
5200	21.3	4.76	4.66	2.15	35.64	36.0	-1.00	±5	2021-12-18
5400	21.3	4.81	4.86	-1.03	35.60	35.8	-0.56	±5	2021-12-18
5600	21.3	5.12	5.07	0.99	35.61	35.5	0.31	±5	2021-12-18
5800	21.3	5.21	5.27	-1.14	35.32	35.3	0.06	±5	2021-12-18

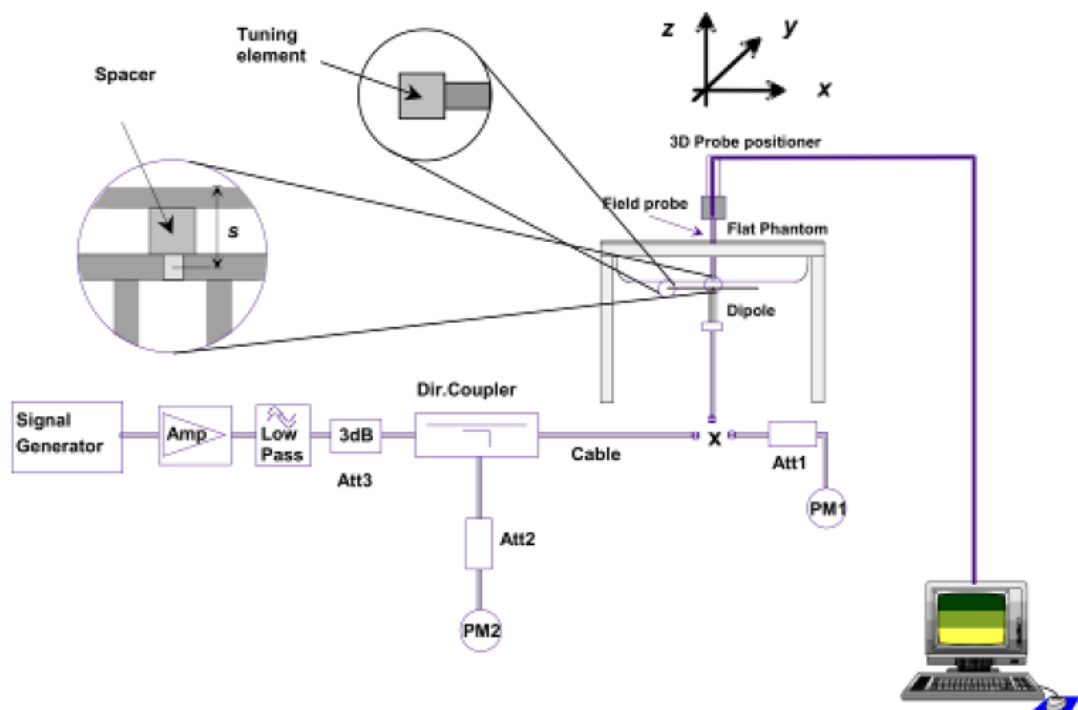
6. SAR Measurement Evaluation

6.1 Purpose of System Performance Check

The system performance check verifies that the system operates within its specifications. System and operator errors can be detected and corrected. It is recommended that the system performance check be performed prior to any usage of the system in order to guarantee reproducible results. The system performance check uses normal SAR measurements in a simplified setup with a well characterized source. This setup was selected to give a high sensitivity to all parameters that might fail or vary over time. The system check does not intend to replace the calibration of the components, but indicates situations where the system uncertainty is exceeded due to drift or failure.

6.2 System Setup

In the simplified setup for system evaluation, the EUT is replaced by a calibrated dipole and the power source is replaced by a continuous wave which comes from a signal generator at frequency 835MHz, 1800MHz, 1900MHz, 2450MHz, 2600MHz, and 5GHz. The calibrated dipole must be placed beneath the flat phantom section of the SAM twin phantom with the correct distance holder. The distance holder should touch the phantom surface with a light pressure at the reference marking and be oriented parallel to the long side of the phantom.



System Verification Setup Block Diagram



Setup Photo of Dipole Antenna

The output power on dipole port must be calibrated to 24 dBm(250 mW) before dipole is connected.
The output power on 5 GHz Waveguide must be calibrated to 20 dBm (100mW) before 5 GHz Waveguide is connected.

6.3 Validation Results

Comparing to the original SAR value provided by SATIMO, the validation data should be within its specification of 10 %. Table 6.1 shows the target SAR and measured SAR after normalized to 1W input power. The table below indicates the system performance check can meet the variation criterion.

Frequency	Targeted SAR _{1g}	Measured SAR _{1g}	Normalized SAR _{1g}	Tolerance	Date
MHz	(W/kg)	(W/kg)	(W/kg)	(%)	
Head/Body					
750	8.40	2.16	8.64	2.86	2022-01-11
835	9.65	2.41	9.64	-0.10	2022-01-11
1800	38.49	9.61	38.44	-0.13	2021-12-19
1900	39.59	9.91	39.64	0.13	2021-12-20
2450	53.76	13.45	53.8	0.07	2021-12-21
2600	56.81	13.67	54.68	-3.75	2021-12-22
5200	161.23	16.946	169.46	5.10	2021-12-18
5400	165.58	17.111	171.11	3.34	2021-12-18
5600	173.58	17.330	173.30	-0.16	2021-12-18
5800	179.32	18.604	186.04	3.75	2021-12-18

Remark: Referring to IEEE 62209-1528: 2020, Section 8.2, The system check shall be performed at a test frequency that is within $\pm 10\%$ or ± 100 MHz of the compliance test mid-band frequency, so the 1750 MHz system verification is made of 1800MHz Dipole.

Targeted and Measurement SAR

Please refer to Annex A for the plots of system performance check.

7. EUT Testing Position

7.1 Define Two Imaginary Lines on The Handset

- (a) The vertical centerline passes through two points on the front side of the handset - the midpoint of the width w_t of the handset at the level of the acoustic output, and the midpoint of the width w_b of the bottom of the handset.
- (b) The horizontal line is perpendicular to the vertical centerline and passes through the center of the acoustic output. The horizontal line is also tangential to the face of the handset at point A.
- (c) The two lines intersect at point A. Note that for many handsets, point A coincides with the center of the acoustic output; however, the acoustic output may be located elsewhere on the horizontal line. Also note that the vertical centerline is not necessarily parallel to the front face of the handset, especially for clamshell handsets, handsets with flip covers, and other irregularly shaped handsets.

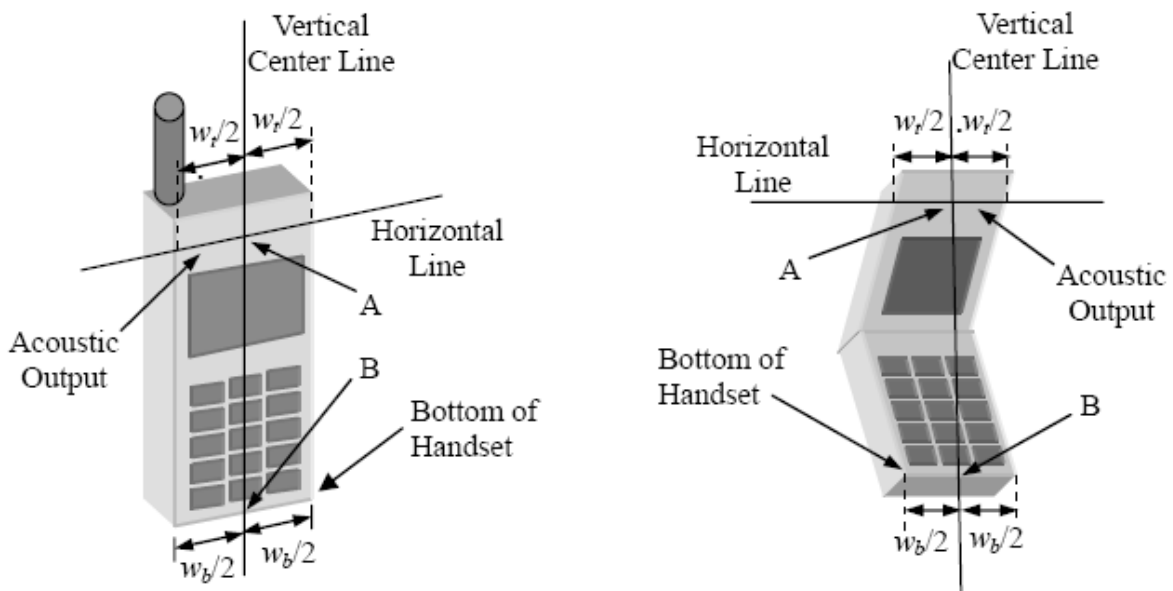


Illustration for Handset Vertical and Horizontal Reference Lines

7.2 Cheek Position

- (a) To position the device with the vertical center line of the body of the device and the horizontal line crossing the center piece in a plane parallel to the sagittal plane of the phantom. While maintaining the device in this plane, align the vertical center line with the reference plane containing the three ear and mouth reference point (M: Mouth, RE: Right Ear, and LE: Left Ear) and align the center of the ear piece with the line RE-LE.
- (b) To move the device towards the phantom with the ear piece aligned with the line LE-RE until the phone touched the ear. While maintaining the device in the reference plane and maintaining the phone contact with the ear, move the bottom of the phone until any point on the front side is in contact with the cheek of the phantom or until contact with the ear is lost (see Fig. 7.2).

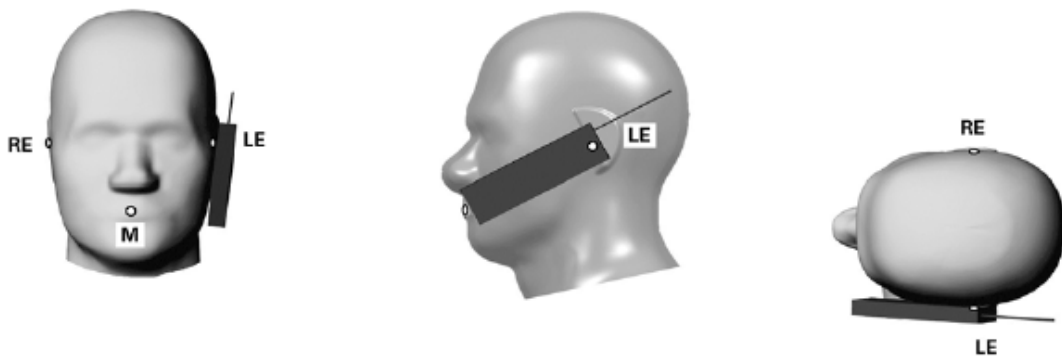


Illustration for Cheek Position

7.3 Tilted Position

- (a) To position the device in the “cheek” position described above.
- (b) While maintaining the device the reference plane described above and pivoting against the ear, moves it outward away from the mouth by an angle of 15 degrees or until contact with the ear is lost (see Fig. 7.3).

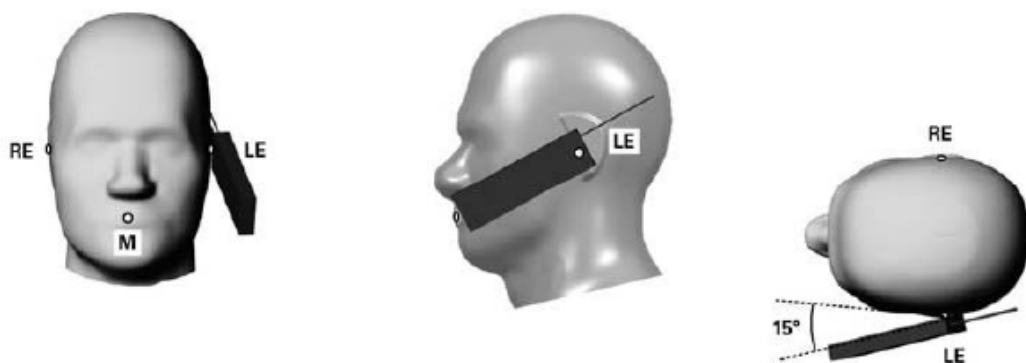


Illustration for Tilted Position

7.4 Body Position

- (a) To position the device parallel to the phantom surface with each side.
- (b) To adjust the device parallel to the flat phantom.
- (c) To adjust the distance between the device surface and the flat phantom to 10mm.

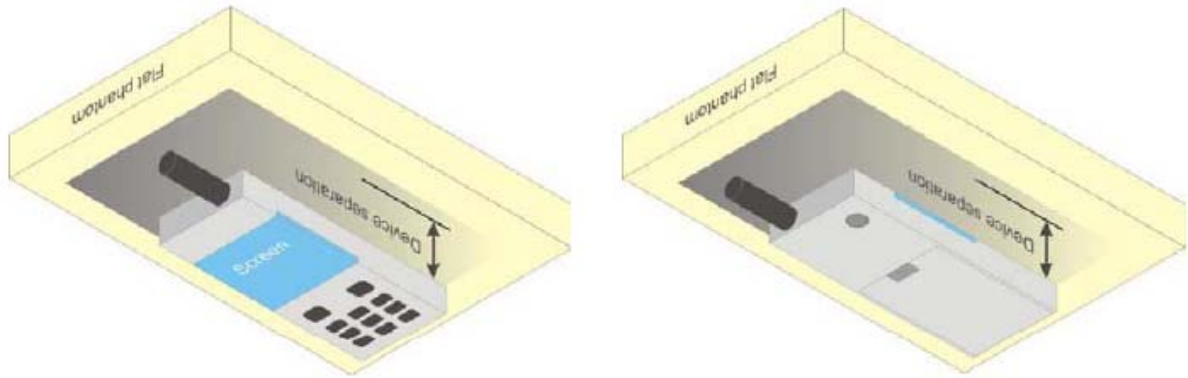
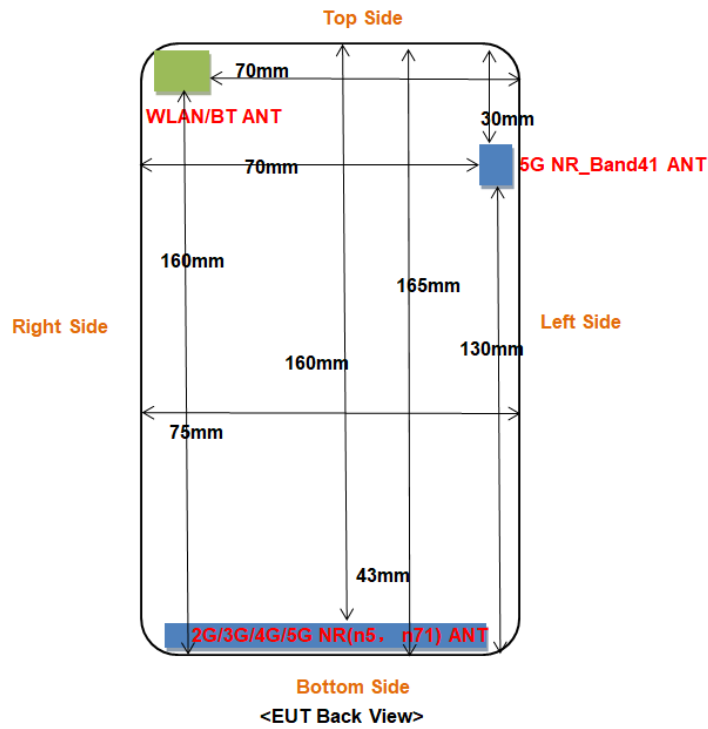


Illustration for Body Position

7.5 EUT Antenna Position



Block Diagram for EUT Antenna Position

Distance of EUT antenna-to-edge/surface(mm), Test distance:10mm						
Antennas	Back side	Front side	Left Edge	Right Edge	Top Edge	Bottom Edge
WWAN	<25	<25	<25	<25	165	<25
5G NR_Band 41	<25	<25	<25	70	30	130
WLAN	<25	<25	60	<25	<25	120
Bluetooth	<25	<25	60	<25	<25	120

7.6 EUT Testing Position

Head/Body mode SAR assessments are required for this device. This EUT was tested in different positions for different SAR test modes, more information as below:

Head SAR tests				
Antennas	Right Cheek	Left Cheek	Right Tilted	Left Tilted
WWAN	Yes	Yes	Yes	Yes
WLAN	Yes	Yes	Yes	Yes

Body SAR tests, Test distance: 10mm						
Antennas	Front	Back	Left Side	Right Side	Top Side	Bottom Side
WWAN	Yes	Yes	Yes	Yes	No	Yes
5G NR_Band 41	Yes	Yes	Yes	No	No	No
WLAN	Yes	Yes	No	Yes	Yes	No

Body-worn SAR tests, Test distance: 10mm		
Antennas	Front	Back
WWAN	Yes	Yes
WLAN	Yes	Yes

Remark:

- Referring to KDB 941225 D06, when the overall device length and width are $\geq 9\text{cm} \times 5\text{cm}$, the test separation distances is 10 mm. SAR must be measured for all sides and surfaces with a transmitting antenna located within 25mm from that surface or edge.
- Referring to KDB 648474 D04 Handset SAR v01r03, 10-g extremity SAR is required only for the surfaces and edges with hotspot mode 1-g reported SAR $> 1.2\text{ W/kg}$

Please refer to Annex D for the EUT test setup photos.

8. SAR Measurement Procedures

8.1 Measurement Procedures

The measurement procedures are as follows:

- (a) Use base station simulator (if applicable) or engineering software to transmit RF power continuously (continuous Tx) in the highest power channel.
- (b) Keep EUT to radiate maximum output power or 100% factor (if applicable)
- (c) Measure output power through RF cable and power meter.
- (d) Place the EUT in the positions as Annex D demonstrates.
- (e) Set scan area, grid size and other setting on the SATIMO software.
- (f) Measure SAR results for the highest power channel on each testing position.
- (g) Find out the largest SAR result on these testing positions of each band
- (h) Measure SAR results for other channels in worst SAR testing position if the SAR of highest power channel is larger than 0.8 W/kg

According to the test standard, the recommended procedure for assessing the peak spatial-average SAR value consists of the following steps:

- (a) Power reference measurement
- (b) Area scan
- (c) Zoom scan
- (d) Power drift measurement

8.2 Spatial Peak SAR Evaluation

The procedure for spatial peak SAR evaluation has been implemented according to the test standard. It can be conducted for 1g and 10g, as well as for user-specific masses. The SATIMO software includes all numerical procedures necessary to evaluate the spatial peak SAR value.

The base for the evaluation is a "cube" measurement. The measured volume must include the 1g and 10g cubes with the highest averaged SAR values. For that purpose, the center of the measured volume is aligned to the interpolated peak SAR value of a previously performed area scan.

The entire evaluation of the spatial peak values is performed within the post-processing engine. The system always gives the maximum values for the 1g and 10g cubes. The algorithm to find the cube with highest averaged SAR is divided into the following stages:

- (a) Extraction of the measured data (grid and values) from the Zoom Scan
- (b) Calculation of the SAR value at every measurement point based on all stored data
- (c) Generation of a high-resolution mesh within the measured volume
- (d) Interpolation of all measured values from the measurement grid to the high-resolution grid
- (e) Extrapolation of the entire 3D field distribution to the phantom surface over the distance from sensor to surface
- (f) Calculation of the averaged SAR within masses of 1g and 10g

8.3 Area & Zoom Scan Procedures

First Area Scan is used to locate the approximate location(s) of the local peak SAR value(s). The measurement grid within an Area Scan is defined by the grid extent, grid step size and grid offset. Next, in order to determine the EM field distribution in a three-dimensional spatial extension, Zoom Scan is required. The Zoom Scan measures 5x5x7 points with step size 8, 8 and 5 mm for 300 MHz to 3 GHz, and 8x8x8 points with step size 4, 4 and 2.5 mm for 3 GHz to 6 GHz. The Zoom Scan is performed around the highest E-field value to determine the averaged SAR-distribution over 10 g.

8.4 Volume Scan Procedures

The volume scan is used for assess overlapping SAR distributions for antennas transmitting in different frequency bands. It is equivalent to an oversized zoom scan used in standalone measurements. The measurement volume will be used to enclose all the simultaneous transmitting antennas. For antennas transmitting simultaneously in different frequency bands, the volume scan is measured separately in each frequency band. In order to sum correctly to compute the 1g aggregate SAR, the EUT remain in the same test position for all measurements and all volume scan use the same spatial resolution and grid spacing (step-size is 4, 4 and 2.5 mm). When all volume scan were completed, the software can combine and subsequently superpose these measurement data to calculating the multiband SAR.

8.5 SAR Averaged Methods

The local SAR inside the phantom is measured using small dipole sensing elements inside a probe body. The probe tip must not be in contact with the phantom surface in order to minimize measurements errors, but the highest local SAR will occur at the surface of the phantom.

An extrapolation is using to determinate this highest local SAR values. The extrapolation is based on a fourth-order least-square polynomial fit of measured data. The local SAR value is then extrapolated from the liquid surface with a 1mm step.

The measurements have to be performed over a limited time (due to the duration of the battery) so the step of measurement is high. It could vary between 5 and 8 mm. To obtain an accurate assessment of the maximum SAR averaged over 10g and 1 g requires a very fine resolution in the three dimensional scanned data array.

8.6 Power Drift Monitoring

All SAR testing is under the EUT install full charged battery and transmit maximum output power. In SATIMO measurement software, the power reference measurement and power drift measurement procedures are used for monitoring the power drift of EUT during SAR test. Both these procedures measure the field at a specified reference position before and after the SAR testing. The software will calculate the field difference in dB. If the power drift more than 5%, the SAR will be retested.

9. SAR Test Result

9.1 Conducted RF Output Power

GSM - Burst Average Power (dBm)								
Band	GSM850			Tune-up power (dBm)	PCS1900			Tune-up power (dBm)
Channel	128	190	251		512	661	810	
Frequency (MHz)	824.2	836.6	848.8		1850.2	1880	1909.8	
GSM	33.93	33.59	33.44	34.0	29.21	29.01	28.88	29.5
GPRS (1 slot)	33.56	33.55	33.38	34.0	29.25	29.06	28.94	29.5
GPRS (2 slots)	32.64	32.61	32.5	33.0	28.54	28.35	28.19	29.0
GPRS (3 slots)	30.55	30.55	30.43	31.0	26.75	26.53	26.67	27.0
GPRS (4 slots)	29.43	29.45	29.33	29.5	25.67	25.48	25.33	26.0
EDGE (1 slot)	27.35	37.35	27.38	27.5	25.05	24.57	24.19	25.5
EDGE (2 slots)	26.24	26.23	26.07	26.5	24.03	23.49	23.04	24.5
EDGE (3 slots)	24.01	23.96	23.76	24.5	22.05	21.54	21.06	22.5
EDGE (4 slots)	22.65	22.63	22.45	23.0	20.92	20.34	19.83	21.0

GSM - Source-Based Time-Average Power (dBm)								
Band	GSM850			Tune-up power (dBm)	PCS1900			Tune-up power (dBm)
Channel	128	190	251		512	661	810	
Frequency (MHz)	824.2	836.6	848.8		1850.2	1880	1909.8	
GSM	24.93	24.59	24.44	25.0	20.21	20.01	19.88	20.5
GPRS (1 slot)	24.56	24.55	24.38	25.0	20.25	20.06	19.94	20.5
GPRS (2 slots)	26.64	26.61	26.50	27.0	22.54	22.35	22.19	23.0
GPRS (3 slots)	26.30	26.30	26.18	26.5	22.50	22.28	22.42	23.0
GPRS (4 slots)	26.43	26.45	26.33	26.5	22.67	22.48	22.33	23.0
EDGE (1 slot)	18.35	28.35	18.38	18.5	16.05	15.57	15.19	16.5
EDGE (2 slots)	20.24	20.23	20.07	20.5	18.03	17.49	17.04	18.5
EDGE (3 slots)	19.76	19.71	19.51	20.0	17.80	17.29	16.81	18.0
EDGE (4 slots)	19.65	19.63	19.45	20.0	17.92	17.34	16.83	18.0

Note: The source-based time-averaged power is linearly scaled the maximum burst averaged power based on time slots. The calculated method are shown as below:

Source based time-average power = Burst averaged power - Duty cycle factor in dB

Duty cycle factor = 9 dB for 1 Tx slot, 6 dB for 2 Tx slots, 4.25 dB for 3 Tx slots, 3 dB for 4 Tx slots

Remark:

1. For Head SAR testing, GSM should be evaluated, therefore the EUT was set in GSM for GSM850 and GSM1900 due to its highest source-based time-average power.
2. For Body SAR testing, GPRS should be evaluated, therefore the EUT was set in GPRS (4TX slots) for GSM850 and

Waltek Testing Group (Shenzhen) Co., Ltd.

[Http://www.waltek.com.cn](http://www.waltek.com.cn)

GPRS (4TX slots) for GSM1900 due to its highest source-based time-average power.

3. Per KDB 447498 D01 v06, the maximum output power channel is used for SAR testing and for further SAR test reduction.
4. The DUT do not support DTM function.
5. The DUT do not support Hotspot function.

WCDMA - Average Power (dBm)								
Band	WCDMA Band II				WCDMA Band V			
Channel	9262	9400	9538	Tune-up power (dBm)	4132	4183	4233	Tune-up power (dBm)
Frequency (MHz)	1852.4	1880.0	1907.6		826.4	836.4	846.6	
RMC 12.2k	23.08	23.06	22.96	23.5	24.57	23.88	24.10	25.0
HSDPA Subtest-1	22.06	21.96	22.00	22.5	23.52	22.98	23.24	24.0
HSDPA Subtest-2	22.04	21.93	21.96	22.5	23.51	22.96	23.22	24.0
HSDPA Subtest-3	22.03	21.94	21.97	22.5	23.50	22.97	23.21	24.0
HSDPA Subtest-4	22.04	21.95	21.98	22.5	23.51	22.96	23.22	24.0
HSUPA Subtest-1	22.05	21.96	21.94	22.5	23.51	22.91	23.23	24.0
HSUPA Subtest-2	22.02	21.94	21.91	22.5	23.48	22.87	23.21	23.5
HSUPA Subtest-3	22.01	21.94	21.92	22.5	23.49	22.86	23.2	23.5
HSUPA Subtest-4	22.01	21.95	21.92	22.5	23.47	22.87	23.19	23.5
HSUPA Subtest-5	22.03	21.93	21.93	22.5	23.46	22.86	23.22	23.5

WCDMA - Average Power (dBm)								
Band	WCDMA Band IV							
Channel	1312	1412	1513	Tune-up power (dBm)				
Frequency (MHz)	1712.4	1732.4	1752.6					
RMC 12.2k	22.96	22.87	22.87	23.0				
HSDPA Subtest-1	21.98	21.86	21.88	22.0				
HSDPA Subtest-2	21.95	21.84	21.86	22.0				
HSDPA Subtest-3	21.94	21.83	21.87	22.0				
HSDPA Subtest-4	21.95	21.84	21.85	22.0				
HSUPA Subtest-1	21.94	21.83	21.9	22.0				
HSUPA Subtest-2	21.92	21.8	21.87	22.0				
HSUPA Subtest-3	21.91	21.82	21.89	22.0				
HSUPA Subtest-4	21.91	21.81	21.87	22.0				
HSUPA Subtest-5	21.92	21.82	21.88	22.0				

Remark:

1. per KDB 941225 D01 v03, The 12.2kbps RMC mode was selected for SAR testing(the primary mode).
2. When the maximum output power and tune-up tolerance specified for production units in a secondary mode is $\leq 1/4$ dB higher than the primary mode or when the highest reported SAR of the primary mode is scaled by the ratio of specified maximum output power and tune-up tolerance of secondary to primary mode and the adjusted SAR is ≤ 1.2 W/kg, SAR measurement is not required for the secondary mode

LTE

Band	Bandwidth	Modulation	Channel	RB Configuration	Result(dBm)	Verdict
Band2	1.4MHz	QPSK	18607	1RB#0	21.56	PASS
Band2	1.4MHz	QPSK	18607	1RB#2	21.65	PASS
Band2	1.4MHz	QPSK	18607	1RB#5	21.69	PASS
Band2	1.4MHz	QPSK	18607	3RB#0	21.65	PASS
Band2	1.4MHz	QPSK	18607	3RB#1	21.66	PASS
Band2	1.4MHz	QPSK	18607	3RB#3	21.73	PASS
Band2	1.4MHz	QPSK	18607	6RB#0	20.82	PASS
Band2	1.4MHz	QPSK	18900	1RB#0	21.37	PASS
Band2	1.4MHz	QPSK	18900	1RB#2	21.34	PASS
Band2	1.4MHz	QPSK	18900	1RB#5	21.40	PASS
Band2	1.4MHz	QPSK	18900	3RB#0	21.44	PASS
Band2	1.4MHz	QPSK	18900	3RB#1	21.46	PASS
Band2	1.4MHz	QPSK	18900	3RB#3	21.41	PASS
Band2	1.4MHz	QPSK	18900	6RB#0	20.50	PASS
Band2	1.4MHz	QPSK	19193	1RB#0	22.15	PASS
Band2	1.4MHz	QPSK	19193	1RB#2	22.04	PASS
Band2	1.4MHz	QPSK	19193	1RB#5	22.04	PASS
Band2	1.4MHz	QPSK	19193	3RB#0	22.13	PASS
Band2	1.4MHz	QPSK	19193	3RB#1	22.13	PASS
Band2	1.4MHz	QPSK	19193	3RB#3	22.08	PASS
Band2	1.4MHz	QPSK	19193	6RB#0	21.19	PASS
Band2	1.4MHz	16QAM	18607	1RB#0	20.43	PASS
Band2	1.4MHz	16QAM	18607	1RB#2	20.52	PASS
Band2	1.4MHz	16QAM	18607	1RB#5	20.50	PASS
Band2	1.4MHz	16QAM	18607	3RB#0	20.62	PASS
Band2	1.4MHz	16QAM	18607	3RB#1	20.59	PASS
Band2	1.4MHz	16QAM	18607	3RB#3	20.68	PASS
Band2	1.4MHz	16QAM	18607	6RB#0	20.72	PASS
Band2	1.4MHz	16QAM	18900	1RB#0	20.39	PASS
Band2	1.4MHz	16QAM	18900	1RB#2	20.40	PASS
Band2	1.4MHz	16QAM	18900	1RB#5	20.35	PASS
Band2	1.4MHz	16QAM	18900	3RB#0	20.27	PASS
Band2	1.4MHz	16QAM	18900	3RB#1	20.28	PASS
Band2	1.4MHz	16QAM	18900	3RB#3	20.20	PASS
Band2	1.4MHz	16QAM	18900	6RB#0	20.48	PASS

Band2	1.4MHz	16QAM	19193	1RB#0	21.13	PASS
Band2	1.4MHz	16QAM	19193	1RB#2	21.04	PASS
Band2	1.4MHz	16QAM	19193	1RB#5	20.98	PASS
Band2	1.4MHz	16QAM	19193	3RB#0	21.00	PASS
Band2	1.4MHz	16QAM	19193	3RB#1	20.99	PASS
Band2	1.4MHz	16QAM	19193	3RB#3	20.89	PASS
Band2	1.4MHz	16QAM	19193	6RB#0	20.18	PASS
Band2	3MHz	QPSK	18615	1RB#0	21.80	PASS
Band2	3MHz	QPSK	18615	1RB#8	21.94	PASS
Band2	3MHz	QPSK	18615	1RB#14	22.09	PASS
Band2	3MHz	QPSK	18615	8RB#0	20.76	PASS
Band2	3MHz	QPSK	18615	8RB#4	20.75	PASS
Band2	3MHz	QPSK	18615	8RB#7	20.89	PASS
Band2	3MHz	QPSK	18615	15RB#0	20.86	PASS
Band2	3MHz	QPSK	18900	1RB#0	21.54	PASS
Band2	3MHz	QPSK	18900	1RB#8	21.56	PASS
Band2	3MHz	QPSK	18900	1RB#14	21.58	PASS
Band2	3MHz	QPSK	18900	8RB#0	20.54	PASS
Band2	3MHz	QPSK	18900	8RB#4	20.53	PASS
Band2	3MHz	QPSK	18900	8RB#7	20.47	PASS
Band2	3MHz	QPSK	18900	15RB#0	20.49	PASS
Band2	3MHz	QPSK	19185	1RB#0	22.18	PASS
Band2	3MHz	QPSK	19185	1RB#8	22.15	PASS
Band2	3MHz	QPSK	19185	1RB#14	22.05	PASS
Band2	3MHz	QPSK	19185	8RB#0	21.22	PASS
Band2	3MHz	QPSK	19185	8RB#4	21.27	PASS
Band2	3MHz	QPSK	19185	8RB#7	21.16	PASS
Band2	3MHz	QPSK	19185	15RB#0	21.21	PASS
Band2	3MHz	16QAM	18615	1RB#0	20.75	PASS
Band2	3MHz	16QAM	18615	1RB#8	20.88	PASS
Band2	3MHz	16QAM	18615	1RB#14	21.05	PASS
Band2	3MHz	16QAM	18615	8RB#0	20.82	PASS
Band2	3MHz	16QAM	18615	8RB#4	20.82	PASS
Band2	3MHz	16QAM	18615	8RB#7	20.96	PASS
Band2	3MHz	16QAM	18615	15RB#0	20.87	PASS
Band2	3MHz	16QAM	18900	1RB#0	20.46	PASS
Band2	3MHz	16QAM	18900	1RB#8	20.39	PASS

Band2	3MHz	16QAM	18900	1RB#14	20.39	PASS
Band2	3MHz	16QAM	18900	8RB#0	20.51	PASS
Band2	3MHz	16QAM	18900	8RB#4	20.51	PASS
Band2	3MHz	16QAM	18900	8RB#7	20.46	PASS
Band2	3MHz	16QAM	18900	15RB#0	20.39	PASS
Band2	3MHz	16QAM	19185	1RB#0	21.03	PASS
Band2	3MHz	16QAM	19185	1RB#8	21.00	PASS
Band2	3MHz	16QAM	19185	1RB#14	20.90	PASS
Band2	3MHz	16QAM	19185	8RB#0	20.30	PASS
Band2	3MHz	16QAM	19185	8RB#4	20.31	PASS
Band2	3MHz	16QAM	19185	8RB#7	20.69	PASS
Band2	3MHz	16QAM	19185	15RB#0	20.51	PASS
Band2	5MHz	QPSK	18625	1RB#0	21.90	PASS
Band2	5MHz	QPSK	18625	1RB#12	22.21	PASS
Band2	5MHz	QPSK	18625	1RB#24	22.37	PASS
Band2	5MHz	QPSK	18625	12RB#0	20.93	PASS
Band2	5MHz	QPSK	18625	12RB#6	20.91	PASS
Band2	5MHz	QPSK	18625	12RB#13	21.08	PASS
Band2	5MHz	QPSK	18625	25RB#0	20.99	PASS
Band2	5MHz	QPSK	18900	1RB#0	21.69	PASS
Band2	5MHz	QPSK	18900	1RB#12	21.61	PASS
Band2	5MHz	QPSK	18900	1RB#24	21.59	PASS
Band2	5MHz	QPSK	18900	12RB#0	20.62	PASS
Band2	5MHz	QPSK	18900	12RB#6	20.64	PASS
Band2	5MHz	QPSK	18900	12RB#13	20.42	PASS
Band2	5MHz	QPSK	18900	25RB#0	20.53	PASS
Band2	5MHz	QPSK	19175	1RB#0	22.63	PASS
Band2	5MHz	QPSK	19175	1RB#12	22.44	PASS
Band2	5MHz	QPSK	19175	1RB#24	22.34	PASS
Band2	5MHz	QPSK	19175	12RB#0	21.56	PASS
Band2	5MHz	QPSK	19175	12RB#6	21.56	PASS
Band2	5MHz	QPSK	19175	12RB#13	21.08	PASS
Band2	5MHz	QPSK	19175	25RB#0	21.37	PASS
Band2	5MHz	16QAM	18625	1RB#0	20.66	PASS
Band2	5MHz	16QAM	18625	1RB#12	20.94	PASS
Band2	5MHz	16QAM	18625	1RB#24	21.13	PASS
Band2	5MHz	16QAM	18625	12RB#0	20.92	PASS

Band2	5MHz	16QAM	18625	12RB#6	20.92	PASS
Band2	5MHz	16QAM	18625	12RB#13	20.50	PASS
Band2	5MHz	16QAM	18625	25RB#0	20.64	PASS
Band2	5MHz	16QAM	18900	1RB#0	20.58	PASS
Band2	5MHz	16QAM	18900	1RB#12	20.55	PASS
Band2	5MHz	16QAM	18900	1RB#24	20.63	PASS
Band2	5MHz	16QAM	18900	12RB#0	20.67	PASS
Band2	5MHz	16QAM	18900	12RB#6	20.67	PASS
Band2	5MHz	16QAM	18900	12RB#13	20.39	PASS
Band2	5MHz	16QAM	18900	25RB#0	20.48	PASS
Band2	5MHz	16QAM	19175	1RB#0	21.48	PASS
Band2	5MHz	16QAM	19175	1RB#12	21.22	PASS
Band2	5MHz	16QAM	19175	1RB#24	21.16	PASS
Band2	5MHz	16QAM	19175	12RB#0	20.54	PASS
Band2	5MHz	16QAM	19175	12RB#6	20.56	PASS
Band2	5MHz	16QAM	19175	12RB#13	20.09	PASS
Band2	5MHz	16QAM	19175	25RB#0	20.32	PASS
Band2	10MHz	QPSK	18650	1RB#0	21.86	PASS
Band2	10MHz	QPSK	18650	1RB#24	22.37	PASS
Band2	10MHz	QPSK	18650	1RB#49	22.60	PASS
Band2	10MHz	QPSK	18650	25RB#0	21.02	PASS
Band2	10MHz	QPSK	18650	25RB#12	21.05	PASS
Band2	10MHz	QPSK	18650	25RB#25	21.53	PASS
Band2	10MHz	QPSK	18650	50RB#0	21.30	PASS
Band2	10MHz	QPSK	18900	1RB#0	21.65	PASS
Band2	10MHz	QPSK	18900	1RB#24	21.57	PASS
Band2	10MHz	QPSK	18900	1RB#49	21.64	PASS
Band2	10MHz	QPSK	18900	25RB#0	20.78	PASS
Band2	10MHz	QPSK	18900	25RB#12	20.77	PASS
Band2	10MHz	QPSK	18900	25RB#25	20.48	PASS
Band2	10MHz	QPSK	18900	50RB#0	20.65	PASS
Band2	10MHz	QPSK	19150	1RB#0	22.63	PASS
Band2	10MHz	QPSK	19150	1RB#24	22.42	PASS
Band2	10MHz	QPSK	19150	1RB#49	22.09	PASS
Band2	10MHz	QPSK	19150	25RB#0	21.62	PASS
Band2	10MHz	QPSK	19150	25RB#12	21.64	PASS
Band2	10MHz	QPSK	19150	25RB#25	21.14	PASS

Band2	10MHz	QPSK	19150	50RB#0	21.46	PASS
Band2	10MHz	16QAM	18650	1RB#0	20.82	PASS
Band2	10MHz	16QAM	18650	1RB#24	21.28	PASS
Band2	10MHz	16QAM	18650	1RB#49	21.57	PASS
Band2	10MHz	16QAM	18650	25RB#0	20.51	PASS
Band2	10MHz	16QAM	18650	25RB#12	20.52	PASS
Band2	10MHz	16QAM	18650	25RB#25	20.49	PASS
Band2	10MHz	16QAM	18650	50RB#0	20.39	PASS
Band2	10MHz	16QAM	18900	1RB#0	20.50	PASS
Band2	10MHz	16QAM	18900	1RB#24	20.46	PASS
Band2	10MHz	16QAM	18900	1RB#49	20.55	PASS
Band2	10MHz	16QAM	18900	25RB#0	20.81	PASS
Band2	10MHz	16QAM	18900	25RB#12	20.81	PASS
Band2	10MHz	16QAM	18900	25RB#25	20.49	PASS
Band2	10MHz	16QAM	18900	50RB#0	20.61	PASS
Band2	10MHz	16QAM	19150	1RB#0	21.48	PASS
Band2	10MHz	16QAM	19150	1RB#24	21.21	PASS
Band2	10MHz	16QAM	19150	1RB#49	20.89	PASS
Band2	10MHz	16QAM	19150	25RB#0	20.69	PASS
Band2	10MHz	16QAM	19150	25RB#12	20.68	PASS
Band2	10MHz	16QAM	19150	25RB#25	20.54	PASS
Band2	10MHz	16QAM	19150	50RB#0	20.44	PASS
Band2	15MHz	QPSK	18675	1RB#0	21.80	PASS
Band2	15MHz	QPSK	18675	1RB#38	22.57	PASS
Band2	15MHz	QPSK	18675	1RB#74	22.51	PASS
Band2	15MHz	QPSK	18675	38RB#0	20.78	PASS
Band2	15MHz	QPSK	18675	38RB#18	21.50	PASS
Band2	15MHz	QPSK	18675	38RB#37	21.50	PASS
Band2	15MHz	QPSK	18675	75RB#0	21.39	PASS
Band2	15MHz	QPSK	18900	1RB#0	21.58	PASS
Band2	15MHz	QPSK	18900	1RB#38	21.37	PASS
Band2	15MHz	QPSK	18900	1RB#74	21.55	PASS
Band2	15MHz	QPSK	18900	38RB#0	20.81	PASS
Band2	15MHz	QPSK	18900	38RB#18	20.62	PASS
Band2	15MHz	QPSK	18900	38RB#37	20.80	PASS
Band2	15MHz	QPSK	18900	75RB#0	20.63	PASS
Band2	15MHz	QPSK	19125	1RB#0	22.47	PASS

Band2	15MHz	QPSK	19125	1RB#38	22.57	PASS
Band2	15MHz	QPSK	19125	1RB#74	22.00	PASS
Band2	15MHz	QPSK	19125	38RB#0	21.30	PASS
Band2	15MHz	QPSK	19125	38RB#18	21.42	PASS
Band2	15MHz	QPSK	19125	38RB#37	20.84	PASS
Band2	15MHz	QPSK	19125	75RB#0	21.38	PASS
Band2	15MHz	16QAM	18675	1RB#0	20.77	PASS
Band2	15MHz	16QAM	18675	1RB#38	21.50	PASS
Band2	15MHz	16QAM	18675	1RB#74	21.50	PASS
Band2	15MHz	16QAM	18675	38RB#0	20.77	PASS
Band2	15MHz	16QAM	18675	38RB#18	21.49	PASS
Band2	15MHz	16QAM	18675	38RB#37	21.48	PASS
Band2	15MHz	16QAM	18675	75RB#0	20.33	PASS
Band2	15MHz	16QAM	18900	1RB#0	20.80	PASS
Band2	15MHz	16QAM	18900	1RB#38	20.60	PASS
Band2	15MHz	16QAM	18900	1RB#74	20.80	PASS
Band2	15MHz	16QAM	18900	38RB#0	20.79	PASS
Band2	15MHz	16QAM	18900	38RB#18	20.59	PASS
Band2	15MHz	16QAM	18900	38RB#37	20.80	PASS
Band2	15MHz	16QAM	18900	75RB#0	19.58	PASS
Band2	15MHz	16QAM	19125	1RB#0	21.29	PASS
Band2	15MHz	16QAM	19125	1RB#38	21.40	PASS
Band2	15MHz	16QAM	19125	1RB#74	20.86	PASS
Band2	15MHz	16QAM	19125	38RB#0	21.31	PASS
Band2	15MHz	16QAM	19125	38RB#18	21.41	PASS
Band2	15MHz	16QAM	19125	38RB#37	20.84	PASS
Band2	15MHz	16QAM	19125	75RB#0	20.44	PASS
Band2	20MHz	QPSK	18700	1RB#0	21.86	PASS
Band2	20MHz	QPSK	18700	1RB#49	22.75	PASS
Band2	20MHz	QPSK	18700	1RB#99	22.23	PASS
Band2	20MHz	QPSK	18700	50RB#0	21.18	PASS
Band2	20MHz	QPSK	18700	50RB#25	21.20	PASS
Band2	20MHz	QPSK	18700	50RB#50	21.60	PASS
Band2	20MHz	QPSK	18700	100RB#0	21.35	PASS
Band2	20MHz	QPSK	18900	1RB#0	21.87	PASS
Band2	20MHz	QPSK	18900	1RB#49	21.48	PASS
Band2	20MHz	QPSK	18900	1RB#99	21.80	PASS

Band2	20MHz	QPSK	18900	50RB#0	20.92	PASS
Band2	20MHz	QPSK	18900	50RB#25	20.94	PASS
Band2	20MHz	QPSK	18900	50RB#50	20.47	PASS
Band2	20MHz	QPSK	18900	100RB#0	20.72	PASS
Band2	20MHz	QPSK	19100	1RB#0	22.03	PASS
Band2	20MHz	QPSK	19100	1RB#49	22.63	PASS
Band2	20MHz	QPSK	19100	1RB#99	22.07	PASS
Band2	20MHz	QPSK	19100	50RB#0	21.34	PASS
Band2	20MHz	QPSK	19100	50RB#25	21.34	PASS
Band2	20MHz	QPSK	19100	50RB#50	21.24	PASS
Band2	20MHz	QPSK	19100	100RB#0	21.31	PASS
Band2	20MHz	16QAM	18700	1RB#0	20.68	PASS
Band2	20MHz	16QAM	18700	1RB#49	21.59	PASS
Band2	20MHz	16QAM	18700	1RB#99	21.02	PASS
Band2	20MHz	16QAM	18700	50RB#0	20.18	PASS
Band2	20MHz	16QAM	18700	50RB#25	20.14	PASS
Band2	20MHz	16QAM	18700	50RB#50	20.57	PASS
Band2	20MHz	16QAM	18700	100RB#0	20.37	PASS
Band2	20MHz	16QAM	18900	1RB#0	21.18	PASS
Band2	20MHz	16QAM	18900	1RB#49	20.74	PASS
Band2	20MHz	16QAM	18900	1RB#99	21.07	PASS
Band2	20MHz	16QAM	18900	50RB#0	20.93	PASS
Band2	20MHz	16QAM	18900	50RB#25	20.92	PASS
Band2	20MHz	16QAM	18900	50RB#50	20.45	PASS
Band2	20MHz	16QAM	18900	100RB#0	20.71	PASS
Band2	20MHz	16QAM	19100	1RB#0	20.96	PASS
Band2	20MHz	16QAM	19100	1RB#49	21.58	PASS
Band2	20MHz	16QAM	19100	1RB#99	21.00	PASS
Band2	20MHz	16QAM	19100	50RB#0	20.39	PASS
Band2	20MHz	16QAM	19100	50RB#25	20.40	PASS
Band2	20MHz	16QAM	19100	50RB#50	20.55	PASS
Band2	20MHz	16QAM	19100	100RB#0	20.32	PASS

Band	Bandwidth	Modulation	Channel	RB Configuration	Result(dBm)	Verdict
Band4	1.4MHz	QPSK	19957	1RB#0	20.52	PASS
Band4	1.4MHz	QPSK	19957	1RB#2	20.54	PASS
Band4	1.4MHz	QPSK	19957	1RB#5	20.55	PASS
Band4	1.4MHz	QPSK	19957	3RB#0	20.60	PASS
Band4	1.4MHz	QPSK	19957	3RB#1	20.61	PASS
Band4	1.4MHz	QPSK	19957	3RB#3	20.55	PASS
Band4	1.4MHz	QPSK	19957	6RB#0	20.65	PASS
Band4	1.4MHz	QPSK	20175	1RB#0	20.44	PASS
Band4	1.4MHz	QPSK	20175	1RB#2	20.52	PASS
Band4	1.4MHz	QPSK	20175	1RB#5	20.54	PASS
Band4	1.4MHz	QPSK	20175	3RB#0	20.51	PASS
Band4	1.4MHz	QPSK	20175	3RB#1	20.48	PASS
Band4	1.4MHz	QPSK	20175	3RB#3	20.53	PASS
Band4	1.4MHz	QPSK	20175	6RB#0	21.56	PASS
Band4	1.4MHz	QPSK	20393	1RB#0	21.33	PASS
Band4	1.4MHz	QPSK	20393	1RB#2	21.24	PASS
Band4	1.4MHz	QPSK	20393	1RB#5	21.18	PASS
Band4	1.4MHz	QPSK	20393	3RB#0	21.31	PASS
Band4	1.4MHz	QPSK	20393	3RB#1	21.33	PASS
Band4	1.4MHz	QPSK	20393	3RB#3	21.27	PASS
Band4	1.4MHz	QPSK	20393	6RB#0	20.35	PASS
Band4	1.4MHz	16QAM	19957	1RB#0	20.45	PASS
Band4	1.4MHz	16QAM	19957	1RB#2	20.53	PASS
Band4	1.4MHz	16QAM	19957	1RB#5	20.48	PASS
Band4	1.4MHz	16QAM	19957	3RB#0	20.41	PASS
Band4	1.4MHz	16QAM	19957	3RB#1	20.40	PASS
Band4	1.4MHz	16QAM	19957	3RB#3	20.40	PASS
Band4	1.4MHz	16QAM	19957	6RB#0	20.63	PASS
Band4	1.4MHz	16QAM	20175	1RB#0	20.46	PASS
Band4	1.4MHz	16QAM	20175	1RB#2	20.59	PASS
Band4	1.4MHz	16QAM	20175	1RB#5	20.31	PASS
Band4	1.4MHz	16QAM	20175	3RB#0	20.38	PASS
Band4	1.4MHz	16QAM	20175	3RB#1	20.40	PASS
Band4	1.4MHz	16QAM	20175	3RB#3	20.38	PASS
Band4	1.4MHz	16QAM	20175	6RB#0	20.51	PASS

Band4	1.4MHz	16QAM	20393	1RB#0	21.24	PASS
Band4	1.4MHz	16QAM	20393	1RB#2	21.22	PASS
Band4	1.4MHz	16QAM	20393	1RB#5	21.11	PASS
Band4	1.4MHz	16QAM	20393	3RB#0	21.13	PASS
Band4	1.4MHz	16QAM	20393	3RB#1	21.12	PASS
Band4	1.4MHz	16QAM	20393	3RB#3	21.07	PASS
Band4	1.4MHz	16QAM	20393	6RB#0	20.32	PASS
Band4	3MHz	QPSK	19965	1RB#0	20.69	PASS
Band4	3MHz	QPSK	19965	1RB#8	20.67	PASS
Band4	3MHz	QPSK	19965	1RB#14	20.65	PASS
Band4	3MHz	QPSK	19965	8RB#0	20.59	PASS
Band4	3MHz	QPSK	19965	8RB#4	20.61	PASS
Band4	3MHz	QPSK	19965	8RB#7	20.62	PASS
Band4	3MHz	QPSK	19965	15RB#0	20.62	PASS
Band4	3MHz	QPSK	20175	1RB#0	20.37	PASS
Band4	3MHz	QPSK	20175	1RB#8	20.57	PASS
Band4	3MHz	QPSK	20175	1RB#14	20.69	PASS
Band4	3MHz	QPSK	20175	8RB#0	20.45	PASS
Band4	3MHz	QPSK	20175	8RB#4	20.44	PASS
Band4	3MHz	QPSK	20175	8RB#7	20.56	PASS
Band4	3MHz	QPSK	20175	15RB#0	20.50	PASS
Band4	3MHz	QPSK	20385	1RB#0	20.49	PASS
Band4	3MHz	QPSK	20385	1RB#8	21.39	PASS
Band4	3MHz	QPSK	20385	1RB#14	21.28	PASS
Band4	3MHz	QPSK	20385	8RB#0	20.43	PASS
Band4	3MHz	QPSK	20385	8RB#4	20.42	PASS
Band4	3MHz	QPSK	20385	8RB#7	20.30	PASS
Band4	3MHz	QPSK	20385	15RB#0	20.31	PASS
Band4	3MHz	16QAM	19965	1RB#0	20.67	PASS
Band4	3MHz	16QAM	19965	1RB#8	20.66	PASS
Band4	3MHz	16QAM	19965	1RB#14	20.68	PASS
Band4	3MHz	16QAM	19965	8RB#0	20.64	PASS
Band4	3MHz	16QAM	19965	8RB#4	20.63	PASS
Band4	3MHz	16QAM	19965	8RB#7	20.64	PASS
Band4	3MHz	16QAM	19965	15RB#0	20.62	PASS
Band4	3MHz	16QAM	20175	1RB#0	20.33	PASS
Band4	3MHz	16QAM	20175	1RB#8	20.40	PASS

Band4	3MHz	16QAM	20175	1RB#14	20.53	PASS
Band4	3MHz	16QAM	20175	8RB#0	20.43	PASS
Band4	3MHz	16QAM	20175	8RB#4	20.44	PASS
Band4	3MHz	16QAM	20175	8RB#7	20.51	PASS
Band4	3MHz	16QAM	20175	15RB#0	20.42	PASS
Band4	3MHz	16QAM	20385	1RB#0	20.48	PASS
Band4	3MHz	16QAM	20385	1RB#8	20.38	PASS
Band4	3MHz	16QAM	20385	1RB#14	20.40	PASS
Band4	3MHz	16QAM	20385	8RB#0	20.46	PASS
Band4	3MHz	16QAM	20385	8RB#4	20.45	PASS
Band4	3MHz	16QAM	20385	8RB#7	20.34	PASS
Band4	3MHz	16QAM	20385	15RB#0	20.38	PASS
Band4	5MHz	QPSK	19975	1RB#0	20.82	PASS
Band4	5MHz	QPSK	19975	1RB#12	20.82	PASS
Band4	5MHz	QPSK	19975	1RB#24	20.79	PASS
Band4	5MHz	QPSK	19975	12RB#0	20.63	PASS
Band4	5MHz	QPSK	19975	12RB#6	20.63	PASS
Band4	5MHz	QPSK	19975	12RB#13	20.63	PASS
Band4	5MHz	QPSK	19975	25RB#0	20.69	PASS
Band4	5MHz	QPSK	20175	1RB#0	20.49	PASS
Band4	5MHz	QPSK	20175	1RB#12	20.65	PASS
Band4	5MHz	QPSK	20175	1RB#24	20.90	PASS
Band4	5MHz	QPSK	20175	12RB#0	20.52	PASS
Band4	5MHz	QPSK	20175	12RB#6	20.52	PASS
Band4	5MHz	QPSK	20175	12RB#13	20.67	PASS
Band4	5MHz	QPSK	20175	25RB#0	20.61	PASS
Band4	5MHz	QPSK	20375	1RB#0	21.73	PASS
Band4	5MHz	QPSK	20375	1RB#12	21.60	PASS
Band4	5MHz	QPSK	20375	1RB#24	21.47	PASS
Band4	5MHz	QPSK	20375	12RB#0	20.60	PASS
Band4	5MHz	QPSK	20375	12RB#6	20.61	PASS
Band4	5MHz	QPSK	20375	12RB#13	20.37	PASS
Band4	5MHz	QPSK	20375	25RB#0	20.48	PASS
Band4	5MHz	16QAM	19975	1RB#0	20.60	PASS
Band4	5MHz	16QAM	19975	1RB#12	20.62	PASS
Band4	5MHz	16QAM	19975	1RB#24	20.60	PASS
Band4	5MHz	16QAM	19975	12RB#0	20.63	PASS

Band4	5MHz	16QAM	19975	12RB#6	20.62	PASS
Band4	5MHz	16QAM	19975	12RB#13	20.61	PASS
Band4	5MHz	16QAM	19975	25RB#0	20.67	PASS
Band4	5MHz	16QAM	20175	1RB#0	20.45	PASS
Band4	5MHz	16QAM	20175	1RB#12	20.64	PASS
Band4	5MHz	16QAM	20175	1RB#24	20.90	PASS
Band4	5MHz	16QAM	20175	12RB#0	20.51	PASS
Band4	5MHz	16QAM	20175	12RB#6	20.51	PASS
Band4	5MHz	16QAM	20175	12RB#13	20.65	PASS
Band4	5MHz	16QAM	20175	25RB#0	20.53	PASS
Band4	5MHz	16QAM	20375	1RB#0	20.56	PASS
Band4	5MHz	16QAM	20375	1RB#12	20.42	PASS
Band4	5MHz	16QAM	20375	1RB#24	20.28	PASS
Band4	5MHz	16QAM	20375	12RB#0	20.54	PASS
Band4	5MHz	16QAM	20375	12RB#6	20.52	PASS
Band4	5MHz	16QAM	20375	12RB#13	20.37	PASS
Band4	5MHz	16QAM	20375	25RB#0	20.49	PASS
Band4	10MHz	QPSK	20000	1RB#0	20.69	PASS
Band4	10MHz	QPSK	20000	1RB#24	20.68	PASS
Band4	10MHz	QPSK	20000	1RB#49	20.45	PASS
Band4	10MHz	QPSK	20000	25RB#0	20.58	PASS
Band4	10MHz	QPSK	20000	25RB#12	20.59	PASS
Band4	10MHz	QPSK	20000	25RB#25	20.59	PASS
Band4	10MHz	QPSK	20000	50RB#0	20.57	PASS
Band4	10MHz	QPSK	20175	1RB#0	20.56	PASS
Band4	10MHz	QPSK	20175	1RB#24	20.59	PASS
Band4	10MHz	QPSK	20175	1RB#49	20.10	PASS
Band4	10MHz	QPSK	20175	25RB#0	20.44	PASS
Band4	10MHz	QPSK	20175	25RB#12	20.46	PASS
Band4	10MHz	QPSK	20175	25RB#25	20.81	PASS
Band4	10MHz	QPSK	20175	50RB#0	20.65	PASS
Band4	10MHz	QPSK	20350	1RB#0	21.47	PASS
Band4	10MHz	QPSK	20350	1RB#24	21.62	PASS
Band4	10MHz	QPSK	20350	1RB#49	21.30	PASS
Band4	10MHz	QPSK	20350	25RB#0	20.54	PASS
Band4	10MHz	QPSK	20350	25RB#12	20.51	PASS
Band4	10MHz	QPSK	20350	25RB#25	20.52	PASS

Band4	10MHz	QPSK	20350	50RB#0	20.51	PASS
Band4	10MHz	16QAM	20000	1RB#0	20.67	PASS
Band4	10MHz	16QAM	20000	1RB#24	20.63	PASS
Band4	10MHz	16QAM	20000	1RB#49	20.42	PASS
Band4	10MHz	16QAM	20000	25RB#0	20.58	PASS
Band4	10MHz	16QAM	20000	25RB#12	20.57	PASS
Band4	10MHz	16QAM	20000	25RB#25	20.54	PASS
Band4	10MHz	16QAM	20000	50RB#0	20.58	PASS
Band4	10MHz	16QAM	20175	1RB#0	20.72	PASS
Band4	10MHz	16QAM	20175	1RB#24	20.45	PASS
Band4	10MHz	16QAM	20175	1RB#49	20.98	PASS
Band4	10MHz	16QAM	20175	25RB#0	20.50	PASS
Band4	10MHz	16QAM	20175	25RB#12	20.46	PASS
Band4	10MHz	16QAM	20175	25RB#25	20.84	PASS
Band4	10MHz	16QAM	20175	50RB#0	20.64	PASS
Band4	10MHz	16QAM	20350	1RB#0	20.45	PASS
Band4	10MHz	16QAM	20350	1RB#24	20.59	PASS
Band4	10MHz	16QAM	20350	1RB#49	20.35	PASS
Band4	10MHz	16QAM	20350	25RB#0	20.50	PASS
Band4	10MHz	16QAM	20350	25RB#12	20.50	PASS
Band4	10MHz	16QAM	20350	25RB#25	20.47	PASS
Band4	10MHz	16QAM	20350	50RB#0	20.52	PASS
Band4	15MHz	QPSK	20025	1RB#0	20.70	PASS
Band4	15MHz	QPSK	20025	1RB#38	20.56	PASS
Band4	15MHz	QPSK	20025	1RB#74	20.61	PASS
Band4	15MHz	QPSK	20025	38RB#0	20.65	PASS
Band4	15MHz	QPSK	20025	38RB#18	20.55	PASS
Band4	15MHz	QPSK	20025	38RB#37	20.72	PASS
Band4	15MHz	QPSK	20025	75RB#0	20.38	PASS
Band4	15MHz	QPSK	20175	1RB#0	20.97	PASS
Band4	15MHz	QPSK	20175	1RB#38	20.58	PASS
Band4	15MHz	QPSK	20175	1RB#74	20.53	PASS
Band4	15MHz	QPSK	20175	38RB#0	20.74	PASS
Band4	15MHz	QPSK	20175	38RB#18	20.66	PASS
Band4	15MHz	QPSK	20175	38RB#37	20.46	PASS
Band4	15MHz	QPSK	20175	75RB#0	20.67	PASS
Band4	15MHz	QPSK	20325	1RB#0	20.96	PASS

Band4	15MHz	QPSK	20325	1RB#38	21.65	PASS
Band4	15MHz	QPSK	20325	1RB#74	21.33	PASS
Band4	15MHz	QPSK	20325	38RB#0	20.92	PASS
Band4	15MHz	QPSK	20325	38RB#18	20.62	PASS
Band4	15MHz	QPSK	20325	38RB#37	20.33	PASS
Band4	15MHz	QPSK	20325	75RB#0	20.42	PASS
Band4	15MHz	16QAM	20025	1RB#0	20.68	PASS
Band4	15MHz	16QAM	20025	1RB#38	20.56	PASS
Band4	15MHz	16QAM	20025	1RB#74	20.61	PASS
Band4	15MHz	16QAM	20025	38RB#0	20.66	PASS
Band4	15MHz	16QAM	20025	38RB#18	20.55	PASS
Band4	15MHz	16QAM	20025	38RB#37	20.82	PASS
Band4	15MHz	16QAM	20025	75RB#0	20.34	PASS
Band4	15MHz	16QAM	20175	1RB#0	20.53	PASS
Band4	15MHz	16QAM	20175	1RB#38	20.66	PASS
Band4	15MHz	16QAM	20175	1RB#74	20.47	PASS
Band4	15MHz	16QAM	20175	38RB#0	20.62	PASS
Band4	15MHz	16QAM	20175	38RB#18	20.63	PASS
Band4	15MHz	16QAM	20175	38RB#37	20.47	PASS
Band4	15MHz	16QAM	20175	75RB#0	20.69	PASS
Band4	15MHz	16QAM	20325	1RB#0	20.90	PASS
Band4	15MHz	16QAM	20325	1RB#38	20.63	PASS
Band4	15MHz	16QAM	20325	1RB#74	20.33	PASS
Band4	15MHz	16QAM	20325	38RB#0	20.90	PASS
Band4	15MHz	16QAM	20325	38RB#18	20.63	PASS
Band4	15MHz	16QAM	20325	38RB#37	20.33	PASS
Band4	15MHz	16QAM	20325	75RB#0	20.36	PASS
Band4	20MHz	QPSK	20050	1RB#0	20.62	PASS
Band4	20MHz	QPSK	20050	1RB#49	20.46	PASS
Band4	20MHz	QPSK	20050	1RB#99	20.74	PASS
Band4	20MHz	QPSK	20050	50RB#0	20.37	PASS
Band4	20MHz	QPSK	20050	50RB#25	20.39	PASS
Band4	20MHz	QPSK	20050	50RB#50	20.94	PASS
Band4	20MHz	QPSK	20050	100RB#0	20.69	PASS
Band4	20MHz	QPSK	20175	1RB#0	20.53	PASS
Band4	20MHz	QPSK	20175	1RB#49	20.57	PASS
Band4	20MHz	QPSK	20175	1RB#99	20.75	PASS

Band4	20MHz	QPSK	20175	50RB#0	20.52	PASS
Band4	20MHz	QPSK	20175	50RB#25	20.49	PASS
Band4	20MHz	QPSK	20175	50RB#50	20.38	PASS
Band4	20MHz	QPSK	20175	100RB#0	20.83	PASS
Band4	20MHz	QPSK	20300	1RB#0	20.98	PASS
Band4	20MHz	QPSK	20300	1RB#49	21.76	PASS
Band4	20MHz	QPSK	20300	1RB#99	21.33	PASS
Band4	20MHz	QPSK	20300	50RB#0	20.74	PASS
Band4	20MHz	QPSK	20300	50RB#25	20.74	PASS
Band4	20MHz	QPSK	20300	50RB#50	20.49	PASS
Band4	20MHz	QPSK	20300	100RB#0	20.47	PASS
Band4	20MHz	16QAM	20050	1RB#0	20.48	PASS
Band4	20MHz	16QAM	20050	1RB#49	20.34	PASS
Band4	20MHz	16QAM	20050	1RB#99	20.42	PASS
Band4	20MHz	16QAM	20050	50RB#0	20.36	PASS
Band4	20MHz	16QAM	20050	50RB#25	20.34	PASS
Band4	20MHz	16QAM	20050	50RB#50	20.92	PASS
Band4	20MHz	16QAM	20050	100RB#0	20.49	PASS
Band4	20MHz	16QAM	20175	1RB#0	20.37	PASS
Band4	20MHz	16QAM	20175	1RB#49	20.78	PASS
Band4	20MHz	16QAM	20175	1RB#99	20.95	PASS
Band4	20MHz	16QAM	20175	50RB#0	20.47	PASS
Band4	20MHz	16QAM	20175	50RB#25	20.48	PASS
Band4	20MHz	16QAM	20175	50RB#50	20.66	PASS
Band4	20MHz	16QAM	20175	100RB#0	20.86	PASS
Band4	20MHz	16QAM	20300	1RB#0	20.81	PASS
Band4	20MHz	16QAM	20300	1RB#49	20.41	PASS
Band4	20MHz	16QAM	20300	1RB#99	20.22	PASS
Band4	20MHz	16QAM	20300	50RB#0	20.70	PASS
Band4	20MHz	16QAM	20300	50RB#25	20.70	PASS
Band4	20MHz	16QAM	20300	50RB#50	20.51	PASS
Band4	20MHz	16QAM	20300	100RB#0	20.73	PASS

Band	Bandwidth	Modulation	Channel	RB Configuration	Result(dBm)	Verdict
Band5	1.4MHz	QPSK	20407	1RB#0	23.88	PASS
Band5	1.4MHz	QPSK	20407	1RB#2	23.88	PASS
Band5	1.4MHz	QPSK	20407	1RB#5	23.89	PASS
Band5	1.4MHz	QPSK	20407	3RB#0	23.92	PASS
Band5	1.4MHz	QPSK	20407	3RB#1	23.95	PASS
Band5	1.4MHz	QPSK	20407	3RB#3	23.96	PASS
Band5	1.4MHz	QPSK	20407	6RB#0	23.19	PASS
Band5	1.4MHz	QPSK	20525	1RB#0	24.06	PASS
Band5	1.4MHz	QPSK	20525	1RB#2	24.04	PASS
Band5	1.4MHz	QPSK	20525	1RB#5	24.06	PASS
Band5	1.4MHz	QPSK	20525	3RB#0	24.06	PASS
Band5	1.4MHz	QPSK	20525	3RB#1	24.06	PASS
Band5	1.4MHz	QPSK	20525	3RB#3	24.05	PASS
Band5	1.4MHz	QPSK	20525	6RB#0	23.16	PASS
Band5	1.4MHz	QPSK	20643	1RB#0	24.13	PASS
Band5	1.4MHz	QPSK	20643	1RB#2	24.08	PASS
Band5	1.4MHz	QPSK	20643	1RB#5	24.12	PASS
Band5	1.4MHz	QPSK	20643	3RB#0	24.16	PASS
Band5	1.4MHz	QPSK	20643	3RB#1	24.16	PASS
Band5	1.4MHz	QPSK	20643	3RB#3	24.15	PASS
Band5	1.4MHz	QPSK	20643	6RB#0	23.21	PASS
Band5	1.4MHz	16QAM	20407	1RB#0	22.98	PASS
Band5	1.4MHz	16QAM	20407	1RB#2	23.03	PASS
Band5	1.4MHz	16QAM	20407	1RB#5	22.96	PASS
Band5	1.4MHz	16QAM	20407	3RB#0	22.92	PASS
Band5	1.4MHz	16QAM	20407	3RB#1	22.92	PASS
Band5	1.4MHz	16QAM	20407	3RB#3	22.91	PASS
Band5	1.4MHz	16QAM	20407	6RB#0	22.16	PASS
Band5	1.4MHz	16QAM	20525	1RB#0	23.02	PASS
Band5	1.4MHz	16QAM	20525	1RB#2	23.06	PASS
Band5	1.4MHz	16QAM	20525	1RB#5	23.04	PASS
Band5	1.4MHz	16QAM	20525	3RB#0	22.98	PASS
Band5	1.4MHz	16QAM	20525	3RB#1	22.98	PASS
Band5	1.4MHz	16QAM	20525	3RB#3	22.95	PASS
Band5	1.4MHz	16QAM	20525	6RB#0	21.96	PASS

Band5	1.4MHz	16QAM	20643	1RB#0	23.10	PASS
Band5	1.4MHz	16QAM	20643	1RB#2	23.11	PASS
Band5	1.4MHz	16QAM	20643	1RB#5	23.13	PASS
Band5	1.4MHz	16QAM	20643	3RB#0	23.07	PASS
Band5	1.4MHz	16QAM	20643	3RB#1	23.06	PASS
Band5	1.4MHz	16QAM	20643	3RB#3	23.05	PASS
Band5	1.4MHz	16QAM	20643	6RB#0	22.01	PASS
Band5	3MHz	QPSK	20415	1RB#0	24.06	PASS
Band5	3MHz	QPSK	20415	1RB#8	24.07	PASS
Band5	3MHz	QPSK	20415	1RB#14	23.98	PASS
Band5	3MHz	QPSK	20415	8RB#0	23.09	PASS
Band5	3MHz	QPSK	20415	8RB#4	23.10	PASS
Band5	3MHz	QPSK	20415	8RB#7	23.05	PASS
Band5	3MHz	QPSK	20415	15RB#0	23.09	PASS
Band5	3MHz	QPSK	20525	1RB#0	23.98	PASS
Band5	3MHz	QPSK	20525	1RB#8	24.08	PASS
Band5	3MHz	QPSK	20525	1RB#14	24.05	PASS
Band5	3MHz	QPSK	20525	8RB#0	23.08	PASS
Band5	3MHz	QPSK	20525	8RB#4	23.08	PASS
Band5	3MHz	QPSK	20525	8RB#7	23.08	PASS
Band5	3MHz	QPSK	20525	15RB#0	23.12	PASS
Band5	3MHz	QPSK	20635	1RB#0	24.13	PASS
Band5	3MHz	QPSK	20635	1RB#8	24.13	PASS
Band5	3MHz	QPSK	20635	1RB#14	24.12	PASS
Band5	3MHz	QPSK	20635	8RB#0	23.18	PASS
Band5	3MHz	QPSK	20635	8RB#4	23.18	PASS
Band5	3MHz	QPSK	20635	8RB#7	23.17	PASS
Band5	3MHz	QPSK	20635	15RB#0	23.18	PASS
Band5	3MHz	16QAM	20415	1RB#0	23.17	PASS
Band5	3MHz	16QAM	20415	1RB#8	23.14	PASS
Band5	3MHz	16QAM	20415	1RB#14	23.09	PASS
Band5	3MHz	16QAM	20415	8RB#0	22.15	PASS
Band5	3MHz	16QAM	20415	8RB#4	22.15	PASS
Band5	3MHz	16QAM	20415	8RB#7	22.12	PASS
Band5	3MHz	16QAM	20415	15RB#0	22.10	PASS
Band5	3MHz	16QAM	20525	1RB#0	23.03	PASS
Band5	3MHz	16QAM	20525	1RB#8	23.02	PASS

Band5	3MHz	16QAM	20525	1RB#14	23.00	PASS
Band5	3MHz	16QAM	20525	8RB#0	22.06	PASS
Band5	3MHz	16QAM	20525	8RB#4	22.07	PASS
Band5	3MHz	16QAM	20525	8RB#7	22.10	PASS
Band5	3MHz	16QAM	20525	15RB#0	22.01	PASS
Band5	3MHz	16QAM	20635	1RB#0	23.21	PASS
Band5	3MHz	16QAM	20635	1RB#8	23.19	PASS
Band5	3MHz	16QAM	20635	1RB#14	23.21	PASS
Band5	3MHz	16QAM	20635	8RB#0	22.23	PASS
Band5	3MHz	16QAM	20635	8RB#4	22.23	PASS
Band5	3MHz	16QAM	20635	8RB#7	22.24	PASS
Band5	3MHz	16QAM	20635	15RB#0	22.22	PASS
Band5	5MHz	QPSK	20425	1RB#0	24.18	PASS
Band5	5MHz	QPSK	20425	1RB#12	24.21	PASS
Band5	5MHz	QPSK	20425	1RB#24	24.16	PASS
Band5	5MHz	QPSK	20425	12RB#0	23.21	PASS
Band5	5MHz	QPSK	20425	12RB#6	23.21	PASS
Band5	5MHz	QPSK	20425	12RB#13	23.14	PASS
Band5	5MHz	QPSK	20425	25RB#0	23.17	PASS
Band5	5MHz	QPSK	20525	1RB#0	24.03	PASS
Band5	5MHz	QPSK	20525	1RB#12	24.12	PASS
Band5	5MHz	QPSK	20525	1RB#24	24.13	PASS
Band5	5MHz	QPSK	20525	12RB#0	23.14	PASS
Band5	5MHz	QPSK	20525	12RB#6	23.16	PASS
Band5	5MHz	QPSK	20525	12RB#13	23.08	PASS
Band5	5MHz	QPSK	20525	25RB#0	23.11	PASS
Band5	5MHz	QPSK	20625	1RB#0	24.29	PASS
Band5	5MHz	QPSK	20625	1RB#12	24.30	PASS
Band5	5MHz	QPSK	20625	1RB#24	24.29	PASS
Band5	5MHz	QPSK	20625	12RB#0	23.24	PASS
Band5	5MHz	QPSK	20625	12RB#6	23.23	PASS
Band5	5MHz	QPSK	20625	12RB#13	23.26	PASS
Band5	5MHz	QPSK	20625	25RB#0	23.26	PASS
Band5	5MHz	16QAM	20425	1RB#0	23.10	PASS
Band5	5MHz	16QAM	20425	1RB#12	23.04	PASS
Band5	5MHz	16QAM	20425	1RB#24	23.06	PASS
Band5	5MHz	16QAM	20425	12RB#0	22.15	PASS

Band5	5MHz	16QAM	20425	12RB#6	22.16	PASS
Band5	5MHz	16QAM	20425	12RB#13	22.10	PASS
Band5	5MHz	16QAM	20425	25RB#0	22.18	PASS
Band5	5MHz	16QAM	20525	1RB#0	23.18	PASS
Band5	5MHz	16QAM	20525	1RB#12	23.25	PASS
Band5	5MHz	16QAM	20525	1RB#24	23.24	PASS
Band5	5MHz	16QAM	20525	12RB#0	22.19	PASS
Band5	5MHz	16QAM	20525	12RB#6	22.20	PASS
Band5	5MHz	16QAM	20525	12RB#13	22.10	PASS
Band5	5MHz	16QAM	20525	25RB#0	22.08	PASS
Band5	5MHz	16QAM	20625	1RB#0	23.20	PASS
Band5	5MHz	16QAM	20625	1RB#12	23.17	PASS
Band5	5MHz	16QAM	20625	1RB#24	23.19	PASS
Band5	5MHz	16QAM	20625	12RB#0	22.25	PASS
Band5	5MHz	16QAM	20625	12RB#6	22.25	PASS
Band5	5MHz	16QAM	20625	12RB#13	22.24	PASS
Band5	5MHz	16QAM	20625	25RB#0	22.28	PASS
Band5	10MHz	QPSK	20450	1RB#0	24.09	PASS
Band5	10MHz	QPSK	20450	1RB#24	24.04	PASS
Band5	10MHz	QPSK	20450	1RB#49	23.98	PASS
Band5	10MHz	QPSK	20450	25RB#0	23.12	PASS
Band5	10MHz	QPSK	20450	25RB#12	23.13	PASS
Band5	10MHz	QPSK	20450	25RB#25	23.17	PASS
Band5	10MHz	QPSK	20450	50RB#0	23.13	PASS
Band5	10MHz	QPSK	20525	1RB#0	23.95	PASS
Band5	10MHz	QPSK	20525	1RB#24	24.12	PASS
Band5	10MHz	QPSK	20525	1RB#49	24.07	PASS
Band5	10MHz	QPSK	20525	25RB#0	23.11	PASS
Band5	10MHz	QPSK	20525	25RB#12	23.14	PASS
Band5	10MHz	QPSK	20525	25RB#25	23.12	PASS
Band5	10MHz	QPSK	20525	50RB#0	23.12	PASS
Band5	10MHz	QPSK	20600	1RB#0	24.15	PASS
Band5	10MHz	QPSK	20600	1RB#24	24.36	PASS
Band5	10MHz	QPSK	20600	1RB#49	24.11	PASS
Band5	10MHz	QPSK	20600	25RB#0	23.24	PASS
Band5	10MHz	QPSK	20600	25RB#12	23.24	PASS
Band5	10MHz	QPSK	20600	25RB#25	23.27	PASS

Band5	10MHz	QPSK	20600	50RB#0	23.25	PASS
Band5	10MHz	16QAM	20450	1RB#0	23.17	PASS
Band5	10MHz	16QAM	20450	1RB#24	23.13	PASS
Band5	10MHz	16QAM	20450	1RB#49	23.10	PASS
Band5	10MHz	16QAM	20450	25RB#0	22.09	PASS
Band5	10MHz	16QAM	20450	25RB#12	22.08	PASS
Band5	10MHz	16QAM	20450	25RB#25	22.13	PASS
Band5	10MHz	16QAM	20450	50RB#0	22.14	PASS
Band5	10MHz	16QAM	20525	1RB#0	22.96	PASS
Band5	10MHz	16QAM	20525	1RB#24	23.06	PASS
Band5	10MHz	16QAM	20525	1RB#49	23.07	PASS
Band5	10MHz	16QAM	20525	25RB#0	22.14	PASS
Band5	10MHz	16QAM	20525	25RB#12	22.12	PASS
Band5	10MHz	16QAM	20525	25RB#25	22.13	PASS
Band5	10MHz	16QAM	20525	50RB#0	22.11	PASS
Band5	10MHz	16QAM	20600	1RB#0	23.24	PASS
Band5	10MHz	16QAM	20600	1RB#24	23.23	PASS
Band5	10MHz	16QAM	20600	1RB#49	23.21	PASS
Band5	10MHz	16QAM	20600	25RB#0	22.23	PASS
Band5	10MHz	16QAM	20600	25RB#12	22.22	PASS
Band5	10MHz	16QAM	20600	25RB#25	22.25	PASS
Band5	10MHz	16QAM	20600	50RB#0	22.24	PASS

Band	Bandwidth	Modulation	Channel	RB Configuration	Result(dBm)	Verdict
Band12	1.4MHz	QPSK	23017	1RB#0	24.48	PASS
Band12	1.4MHz	QPSK	23017	1RB#2	24.48	PASS
Band12	1.4MHz	QPSK	23017	1RB#5	24.52	PASS
Band12	1.4MHz	QPSK	23017	3RB#0	24.58	PASS
Band12	1.4MHz	QPSK	23017	3RB#1	24.58	PASS
Band12	1.4MHz	QPSK	23017	3RB#3	24.57	PASS
Band12	1.4MHz	QPSK	23017	6RB#0	23.62	PASS
Band12	1.4MHz	QPSK	23095	1RB#0	24.48	PASS
Band12	1.4MHz	QPSK	23095	1RB#2	24.43	PASS
Band12	1.4MHz	QPSK	23095	1RB#5	24.41	PASS
Band12	1.4MHz	QPSK	23095	3RB#0	24.57	PASS
Band12	1.4MHz	QPSK	23095	3RB#1	24.58	PASS

Band12	1.4MHz	QPSK	23095	3RB#3	24.59	PASS
Band12	1.4MHz	QPSK	23095	6RB#0	23.52	PASS
Band12	1.4MHz	QPSK	23173	1RB#0	24.35	PASS
Band12	1.4MHz	QPSK	23173	1RB#2	24.33	PASS
Band12	1.4MHz	QPSK	23173	1RB#5	24.36	PASS
Band12	1.4MHz	QPSK	23173	3RB#0	24.46	PASS
Band12	1.4MHz	QPSK	23173	3RB#1	24.48	PASS
Band12	1.4MHz	QPSK	23173	3RB#3	24.49	PASS
Band12	1.4MHz	QPSK	23173	6RB#0	23.53	PASS
Band12	1.4MHz	16QAM	23017	1RB#0	23.49	PASS
Band12	1.4MHz	16QAM	23017	1RB#2	23.52	PASS
Band12	1.4MHz	16QAM	23017	1RB#5	23.44	PASS
Band12	1.4MHz	16QAM	23017	3RB#0	23.45	PASS
Band12	1.4MHz	16QAM	23017	3RB#1	23.43	PASS
Band12	1.4MHz	16QAM	23017	3RB#3	23.43	PASS
Band12	1.4MHz	16QAM	23017	6RB#0	22.62	PASS
Band12	1.4MHz	16QAM	23095	1RB#0	23.43	PASS
Band12	1.4MHz	16QAM	23095	1RB#2	23.43	PASS
Band12	1.4MHz	16QAM	23095	1RB#5	23.43	PASS
Band12	1.4MHz	16QAM	23095	3RB#0	23.38	PASS
Band12	1.4MHz	16QAM	23095	3RB#1	23.39	PASS
Band12	1.4MHz	16QAM	23095	3RB#3	23.39	PASS
Band12	1.4MHz	16QAM	23095	6RB#0	22.38	PASS
Band12	1.4MHz	16QAM	23173	1RB#0	23.26	PASS
Band12	1.4MHz	16QAM	23173	1RB#2	23.26	PASS
Band12	1.4MHz	16QAM	23173	1RB#5	23.27	PASS
Band12	1.4MHz	16QAM	23173	3RB#0	23.39	PASS
Band12	1.4MHz	16QAM	23173	3RB#1	23.40	PASS
Band12	1.4MHz	16QAM	23173	3RB#3	23.42	PASS
Band12	1.4MHz	16QAM	23173	6RB#0	22.51	PASS
Band12	3MHz	QPSK	23025	1RB#0	24.70	PASS
Band12	3MHz	QPSK	23025	1RB#8	24.69	PASS
Band12	3MHz	QPSK	23025	1RB#14	24.67	PASS
Band12	3MHz	QPSK	23025	8RB#0	23.58	PASS
Band12	3MHz	QPSK	23025	8RB#4	23.59	PASS
Band12	3MHz	QPSK	23025	8RB#7	23.61	PASS
Band12	3MHz	QPSK	23025	15RB#0	23.61	PASS

Band12	3MHz	QPSK	23095	1RB#0	24.52	PASS
Band12	3MHz	QPSK	23095	1RB#8	24.49	PASS
Band12	3MHz	QPSK	23095	1RB#14	24.46	PASS
Band12	3MHz	QPSK	23095	8RB#0	23.52	PASS
Band12	3MHz	QPSK	23095	8RB#4	23.52	PASS
Band12	3MHz	QPSK	23095	8RB#7	23.55	PASS
Band12	3MHz	QPSK	23095	15RB#0	23.52	PASS
Band12	3MHz	QPSK	23165	1RB#0	24.40	PASS
Band12	3MHz	QPSK	23165	1RB#8	24.38	PASS
Band12	3MHz	QPSK	23165	1RB#14	24.37	PASS
Band12	3MHz	QPSK	23165	8RB#0	23.52	PASS
Band12	3MHz	QPSK	23165	8RB#4	23.53	PASS
Band12	3MHz	QPSK	23165	8RB#7	23.49	PASS
Band12	3MHz	QPSK	23165	15RB#0	23.49	PASS
Band12	3MHz	16QAM	23025	1RB#0	23.68	PASS
Band12	3MHz	16QAM	23025	1RB#8	23.71	PASS
Band12	3MHz	16QAM	23025	1RB#14	23.65	PASS
Band12	3MHz	16QAM	23025	8RB#0	22.65	PASS
Band12	3MHz	16QAM	23025	8RB#4	22.64	PASS
Band12	3MHz	16QAM	23025	8RB#7	22.62	PASS
Band12	3MHz	16QAM	23025	15RB#0	22.62	PASS
Band12	3MHz	16QAM	23095	1RB#0	23.48	PASS
Band12	3MHz	16QAM	23095	1RB#8	23.42	PASS
Band12	3MHz	16QAM	23095	1RB#14	23.34	PASS
Band12	3MHz	16QAM	23095	8RB#0	22.50	PASS
Band12	3MHz	16QAM	23095	8RB#4	22.49	PASS
Band12	3MHz	16QAM	23095	8RB#7	22.52	PASS
Band12	3MHz	16QAM	23095	15RB#0	22.43	PASS
Band12	3MHz	16QAM	23165	1RB#0	23.20	PASS
Band12	3MHz	16QAM	23165	1RB#8	23.27	PASS
Band12	3MHz	16QAM	23165	1RB#14	23.31	PASS
Band12	3MHz	16QAM	23165	8RB#0	22.54	PASS
Band12	3MHz	16QAM	23165	8RB#4	22.52	PASS
Band12	3MHz	16QAM	23165	8RB#7	22.52	PASS
Band12	3MHz	16QAM	23165	15RB#0	22.44	PASS
Band12	5MHz	QPSK	23035	1RB#0	24.84	PASS
Band12	5MHz	QPSK	23035	1RB#12	24.79	PASS

Band12	5MHz	QPSK	23035	1RB#24	24.74	PASS
Band12	5MHz	QPSK	23035	12RB#0	23.68	PASS
Band12	5MHz	QPSK	23035	12RB#6	23.67	PASS
Band12	5MHz	QPSK	23035	12RB#13	23.54	PASS
Band12	5MHz	QPSK	23035	25RB#0	23.60	PASS
Band12	5MHz	QPSK	23095	1RB#0	24.67	PASS
Band12	5MHz	QPSK	23095	1RB#12	24.66	PASS
Band12	5MHz	QPSK	23095	1RB#24	24.63	PASS
Band12	5MHz	QPSK	23095	12RB#0	23.47	PASS
Band12	5MHz	QPSK	23095	12RB#6	23.47	PASS
Band12	5MHz	QPSK	23095	12RB#13	23.56	PASS
Band12	5MHz	QPSK	23095	25RB#0	23.54	PASS
Band12	5MHz	QPSK	23155	1RB#0	24.64	PASS
Band12	5MHz	QPSK	23155	1RB#12	24.64	PASS
Band12	5MHz	QPSK	23155	1RB#24	24.68	PASS
Band12	5MHz	QPSK	23155	12RB#0	23.66	PASS
Band12	5MHz	QPSK	23155	12RB#6	23.64	PASS
Band12	5MHz	QPSK	23155	12RB#13	23.49	PASS
Band12	5MHz	QPSK	23155	25RB#0	23.61	PASS
Band12	5MHz	16QAM	23035	1RB#0	23.58	PASS
Band12	5MHz	16QAM	23035	1RB#12	23.56	PASS
Band12	5MHz	16QAM	23035	1RB#24	23.55	PASS
Band12	5MHz	16QAM	23035	12RB#0	22.63	PASS
Band12	5MHz	16QAM	23035	12RB#6	22.68	PASS
Band12	5MHz	16QAM	23035	12RB#13	22.50	PASS
Band12	5MHz	16QAM	23035	25RB#0	22.63	PASS
Band12	5MHz	16QAM	23095	1RB#0	23.59	PASS
Band12	5MHz	16QAM	23095	1RB#12	23.60	PASS
Band12	5MHz	16QAM	23095	1RB#24	23.58	PASS
Band12	5MHz	16QAM	23095	12RB#0	22.54	PASS
Band12	5MHz	16QAM	23095	12RB#6	22.53	PASS
Band12	5MHz	16QAM	23095	12RB#13	22.65	PASS
Band12	5MHz	16QAM	23095	25RB#0	22.54	PASS
Band12	5MHz	16QAM	23155	1RB#0	23.47	PASS
Band12	5MHz	16QAM	23155	1RB#12	23.43	PASS
Band12	5MHz	16QAM	23155	1RB#24	23.47	PASS
Band12	5MHz	16QAM	23155	12RB#0	22.60	PASS

Band12	5MHz	16QAM	23155	12RB#6	22.60	PASS
Band12	5MHz	16QAM	23155	12RB#13	22.46	PASS
Band12	5MHz	16QAM	23155	25RB#0	22.54	PASS
Band12	10MHz	QPSK	23060	1RB#0	24.83	PASS
Band12	10MHz	QPSK	23060	1RB#24	24.68	PASS
Band12	10MHz	QPSK	23060	1RB#49	24.62	PASS
Band12	10MHz	QPSK	23060	25RB#0	23.75	PASS
Band12	10MHz	QPSK	23060	25RB#12	23.74	PASS
Band12	10MHz	QPSK	23060	25RB#25	23.73	PASS
Band12	10MHz	QPSK	23060	50RB#0	23.74	PASS
Band12	10MHz	QPSK	23095	1RB#0	24.60	PASS
Band12	10MHz	QPSK	23095	1RB#24	24.53	PASS
Band12	10MHz	QPSK	23095	1RB#49	24.54	PASS
Band12	10MHz	QPSK	23095	25RB#0	23.54	PASS
Band12	10MHz	QPSK	23095	25RB#12	23.55	PASS
Band12	10MHz	QPSK	23095	25RB#25	23.61	PASS
Band12	10MHz	QPSK	23095	50RB#0	23.55	PASS
Band12	10MHz	QPSK	23130	1RB#0	24.43	PASS
Band12	10MHz	QPSK	23130	1RB#24	24.41	PASS
Band12	10MHz	QPSK	23130	1RB#49	24.41	PASS
Band12	10MHz	QPSK	23130	25RB#0	23.38	PASS
Band12	10MHz	QPSK	23130	25RB#12	23.37	PASS
Band12	10MHz	QPSK	23130	25RB#25	23.34	PASS
Band12	10MHz	QPSK	23130	50RB#0	23.37	PASS
Band12	10MHz	16QAM	23060	1RB#0	23.72	PASS
Band12	10MHz	16QAM	23060	1RB#24	23.66	PASS
Band12	10MHz	16QAM	23060	1RB#49	23.60	PASS
Band12	10MHz	16QAM	23060	25RB#0	22.74	PASS
Band12	10MHz	16QAM	23060	25RB#12	22.72	PASS
Band12	10MHz	16QAM	23060	25RB#25	22.70	PASS
Band12	10MHz	16QAM	23060	50RB#0	22.72	PASS
Band12	10MHz	16QAM	23095	1RB#0	23.46	PASS
Band12	10MHz	16QAM	23095	1RB#24	23.41	PASS
Band12	10MHz	16QAM	23095	1RB#49	23.43	PASS
Band12	10MHz	16QAM	23095	25RB#0	22.55	PASS
Band12	10MHz	16QAM	23095	25RB#12	22.55	PASS
Band12	10MHz	16QAM	23095	25RB#25	22.61	PASS

Band12	10MHz	16QAM	23095	50RB#0	22.57	PASS
Band12	10MHz	16QAM	23130	1RB#0	23.28	PASS
Band12	10MHz	16QAM	23130	1RB#24	23.24	PASS
Band12	10MHz	16QAM	23130	1RB#49	23.29	PASS
Band12	10MHz	16QAM	23130	25RB#0	22.45	PASS
Band12	10MHz	16QAM	23130	25RB#12	22.44	PASS
Band12	10MHz	16QAM	23130	25RB#25	22.35	PASS
Band12	10MHz	16QAM	23130	50RB#0	22.40	PASS

Band	Bandwidth	Modulation	Channel	RB Configuration	Result(dBm)	Verdict
Band13	5MHz	QPSK	23205	1RB#0	24.76	PASS
Band13	5MHz	QPSK	23205	1RB#12	24.62	PASS
Band13	5MHz	QPSK	23205	1RB#24	24.60	PASS
Band13	5MHz	QPSK	23205	12RB#0	23.55	PASS
Band13	5MHz	QPSK	23205	12RB#6	23.53	PASS
Band13	5MHz	QPSK	23205	12RB#13	23.49	PASS
Band13	5MHz	QPSK	23205	25RB#0	23.53	PASS
Band13	5MHz	QPSK	23230	1RB#0	24.61	PASS
Band13	5MHz	QPSK	23230	1RB#12	24.53	PASS
Band13	5MHz	QPSK	23230	1RB#24	24.42	PASS
Band13	5MHz	QPSK	23230	12RB#0	23.62	PASS
Band13	5MHz	QPSK	23230	12RB#6	23.59	PASS
Band13	5MHz	QPSK	23230	12RB#13	23.49	PASS
Band13	5MHz	QPSK	23230	25RB#0	23.56	PASS
Band13	5MHz	QPSK	23255	1RB#0	24.53	PASS
Band13	5MHz	QPSK	23255	1RB#12	24.55	PASS
Band13	5MHz	QPSK	23255	1RB#24	24.47	PASS
Band13	5MHz	QPSK	23255	12RB#0	23.55	PASS
Band13	5MHz	QPSK	23255	12RB#6	23.49	PASS
Band13	5MHz	QPSK	23255	12RB#13	23.46	PASS
Band13	5MHz	QPSK	23255	25RB#0	23.46	PASS
Band13	5MHz	16QAM	23205	1RB#0	23.48	PASS
Band13	5MHz	16QAM	23205	1RB#12	23.48	PASS
Band13	5MHz	16QAM	23205	1RB#24	23.51	PASS
Band13	5MHz	16QAM	23205	12RB#0	22.54	PASS
Band13	5MHz	16QAM	23205	12RB#6	22.56	PASS

Band13	5MHz	16QAM	23205	12RB#13	22.50	PASS
Band13	5MHz	16QAM	23205	25RB#0	22.57	PASS
Band13	5MHz	16QAM	23230	1RB#0	23.60	PASS
Band13	5MHz	16QAM	23230	1RB#12	23.66	PASS
Band13	5MHz	16QAM	23230	1RB#24	23.56	PASS
Band13	5MHz	16QAM	23230	12RB#0	22.63	PASS
Band13	5MHz	16QAM	23230	12RB#6	22.61	PASS
Band13	5MHz	16QAM	23230	12RB#13	22.53	PASS
Band13	5MHz	16QAM	23230	25RB#0	22.51	PASS
Band13	5MHz	16QAM	23255	1RB#0	23.51	PASS
Band13	5MHz	16QAM	23255	1RB#12	23.44	PASS
Band13	5MHz	16QAM	23255	1RB#24	23.36	PASS
Band13	5MHz	16QAM	23255	12RB#0	22.49	PASS
Band13	5MHz	16QAM	23255	12RB#6	22.51	PASS
Band13	5MHz	16QAM	23255	12RB#13	22.44	PASS
Band13	5MHz	16QAM	23255	25RB#0	22.51	PASS
Band13	10MHz	QPSK	23230	1RB#0	24.81	PASS
Band13	10MHz	QPSK	23230	1RB#24	24.09	PASS
Band13	10MHz	QPSK	23230	1RB#49	23.95	PASS
Band13	10MHz	QPSK	23230	25RB#0	23.18	PASS
Band13	10MHz	16QAM	23230	1RB#0	23.31	PASS
Band13	10MHz	16QAM	23230	1RB#24	23.18	PASS
Band13	10MHz	16QAM	23230	1RB#49	23.07	PASS
Band13	10MHz	16QAM	23230	25RB#0	22.14	PASS

Band	Bandwidth	Modulation	Channel	RB Configuration	Result(dBm)	Verdict
Band17	5MHz	QPSK	23755	1RB#0	24.33	PASS
Band17	5MHz	QPSK	23755	1RB#12	24.30	PASS
Band17	5MHz	QPSK	23755	1RB#24	24.31	PASS
Band17	5MHz	QPSK	23755	12RB#0	23.14	PASS
Band17	5MHz	QPSK	23755	12RB#6	23.13	PASS
Band17	5MHz	QPSK	23755	12RB#13	23.14	PASS
Band17	5MHz	QPSK	23755	25RB#0	23.16	PASS
Band17	5MHz	QPSK	23790	1RB#0	24.23	PASS
Band17	5MHz	QPSK	23790	1RB#12	24.23	PASS
Band17	5MHz	QPSK	23790	1RB#24	24.22	PASS

Band17	5MHz	QPSK	23790	12RB#0	23.13	PASS
Band17	5MHz	QPSK	23790	12RB#6	22.98	PASS
Band17	5MHz	QPSK	23790	12RB#13	22.85	PASS
Band17	5MHz	QPSK	23790	25RB#0	22.94	PASS
Band17	5MHz	QPSK	23825	1RB#0	24.14	PASS
Band17	5MHz	QPSK	23825	1RB#12	24.21	PASS
Band17	5MHz	QPSK	23825	1RB#24	24.10	PASS
Band17	5MHz	QPSK	23825	12RB#0	23.16	PASS
Band17	5MHz	QPSK	23825	12RB#6	23.17	PASS
Band17	5MHz	QPSK	23825	12RB#13	22.96	PASS
Band17	5MHz	QPSK	23825	25RB#0	23.16	PASS
Band17	5MHz	16QAM	23755	1RB#0	23.10	PASS
Band17	5MHz	16QAM	23755	1RB#12	23.06	PASS
Band17	5MHz	16QAM	23755	1RB#24	23.13	PASS
Band17	5MHz	16QAM	23755	12RB#0	22.14	PASS
Band17	5MHz	16QAM	23755	12RB#6	22.16	PASS
Band17	5MHz	16QAM	23755	12RB#13	22.20	PASS
Band17	5MHz	16QAM	23755	25RB#0	22.17	PASS
Band17	5MHz	16QAM	23790	1RB#0	23.14	PASS
Band17	5MHz	16QAM	23790	1RB#12	23.20	PASS
Band17	5MHz	16QAM	23790	1RB#24	23.21	PASS
Band17	5MHz	16QAM	23790	12RB#0	22.01	PASS
Band17	5MHz	16QAM	23790	12RB#6	22.02	PASS
Band17	5MHz	16QAM	23790	12RB#13	21.91	PASS
Band17	5MHz	16QAM	23790	25RB#0	21.91	PASS
Band17	5MHz	16QAM	23825	1RB#0	22.98	PASS
Band17	5MHz	16QAM	23825	1RB#12	22.92	PASS
Band17	5MHz	16QAM	23825	1RB#24	22.91	PASS
Band17	5MHz	16QAM	23825	12RB#0	22.12	PASS
Band17	5MHz	16QAM	23825	12RB#6	22.11	PASS
Band17	5MHz	16QAM	23825	12RB#13	21.93	PASS
Band17	5MHz	16QAM	23825	25RB#0	22.12	PASS
Band17	10MHz	QPSK	23780	1RB#0	24.25	PASS
Band17	10MHz	QPSK	23780	1RB#24	24.34	PASS
Band17	10MHz	QPSK	23780	1RB#49	24.27	PASS
Band17	10MHz	QPSK	23780	25RB#0	23.02	PASS
Band17	10MHz	QPSK	23780	25RB#12	23.06	PASS

Band17	10MHz	QPSK	23780	25RB#25	23.05	PASS
Band17	10MHz	QPSK	23780	50RB#0	23.03	PASS
Band17	10MHz	QPSK	23790	1RB#0	24.17	PASS
Band17	10MHz	QPSK	23790	1RB#24	24.18	PASS
Band17	10MHz	QPSK	23790	1RB#49	24.09	PASS
Band17	10MHz	QPSK	23790	25RB#0	23.05	PASS
Band17	10MHz	QPSK	23790	25RB#12	23.05	PASS
Band17	10MHz	QPSK	23790	25RB#25	22.96	PASS
Band17	10MHz	QPSK	23790	50RB#0	23.02	PASS
Band17	10MHz	QPSK	23800	1RB#0	24.05	PASS
Band17	10MHz	QPSK	23800	1RB#24	24.10	PASS
Band17	10MHz	QPSK	23800	1RB#49	24.02	PASS
Band17	10MHz	QPSK	23800	25RB#0	23.00	PASS
Band17	10MHz	QPSK	23800	25RB#12	23.01	PASS
Band17	10MHz	QPSK	23800	25RB#25	22.97	PASS
Band17	10MHz	QPSK	23800	50RB#0	23.00	PASS
Band17	10MHz	16QAM	23780	1RB#0	23.22	PASS
Band17	10MHz	16QAM	23780	1RB#24	23.26	PASS
Band17	10MHz	16QAM	23780	1RB#49	23.22	PASS
Band17	10MHz	16QAM	23780	25RB#0	22.01	PASS
Band17	10MHz	16QAM	23780	25RB#12	22.00	PASS
Band17	10MHz	16QAM	23780	25RB#25	22.03	PASS
Band17	10MHz	16QAM	23780	50RB#0	22.03	PASS
Band17	10MHz	16QAM	23790	1RB#0	23.04	PASS
Band17	10MHz	16QAM	23790	1RB#24	23.09	PASS
Band17	10MHz	16QAM	23790	1RB#49	23.00	PASS
Band17	10MHz	16QAM	23790	25RB#0	22.04	PASS
Band17	10MHz	16QAM	23790	25RB#12	22.05	PASS
Band17	10MHz	16QAM	23790	25RB#25	22.01	PASS
Band17	10MHz	16QAM	23790	50RB#0	22.00	PASS
Band17	10MHz	16QAM	23800	1RB#0	22.87	PASS
Band17	10MHz	16QAM	23800	1RB#24	22.90	PASS
Band17	10MHz	16QAM	23800	1RB#49	22.87	PASS
Band17	10MHz	16QAM	23800	25RB#0	22.07	PASS
Band17	10MHz	16QAM	23800	25RB#12	22.08	PASS
Band17	10MHz	16QAM	23800	25RB#25	21.97	PASS
Band17	10MHz	16QAM	23800	50RB#0	22.00	PASS

Band	Bandwidth	Modulation	Channel	RB Configuration	Result(dBm)	Verdict
Band25	1.4MHz	QPSK	26047	1RB#0	21.38	PASS
Band25	1.4MHz	QPSK	26047	1RB#2	21.45	PASS
Band25	1.4MHz	QPSK	26047	1RB#5	21.51	PASS
Band25	1.4MHz	QPSK	26047	3RB#0	21.45	PASS
Band25	1.4MHz	QPSK	26047	3RB#1	21.46	PASS
Band25	1.4MHz	QPSK	26047	3RB#3	21.51	PASS
Band25	1.4MHz	QPSK	26047	6RB#0	20.42	PASS
Band25	1.4MHz	QPSK	26365	1RB#0	21.17	PASS
Band25	1.4MHz	QPSK	26365	1RB#2	21.14	PASS
Band25	1.4MHz	QPSK	26365	1RB#5	21.18	PASS
Band25	1.4MHz	QPSK	26365	3RB#0	21.21	PASS
Band25	1.4MHz	QPSK	26365	3RB#1	21.20	PASS
Band25	1.4MHz	QPSK	26365	3RB#3	21.19	PASS
Band25	1.4MHz	QPSK	26365	6RB#0	20.30	PASS
Band25	1.4MHz	QPSK	26683	1RB#0	21.44	PASS
Band25	1.4MHz	QPSK	26683	1RB#2	21.38	PASS
Band25	1.4MHz	QPSK	26683	1RB#5	21.33	PASS
Band25	1.4MHz	QPSK	26683	3RB#0	21.60	PASS
Band25	1.4MHz	QPSK	26683	3RB#1	21.60	PASS
Band25	1.4MHz	QPSK	26683	3RB#3	21.58	PASS
Band25	1.4MHz	QPSK	26683	6RB#0	20.53	PASS
Band25	1.4MHz	16QAM	26047	1RB#0	20.29	PASS
Band25	1.4MHz	16QAM	26047	1RB#2	20.39	PASS
Band25	1.4MHz	16QAM	26047	1RB#5	20.40	PASS
Band25	1.4MHz	16QAM	26047	3RB#0	20.75	PASS
Band25	1.4MHz	16QAM	26047	3RB#1	20.56	PASS
Band25	1.4MHz	16QAM	26047	3RB#3	20.31	PASS
Band25	1.4MHz	16QAM	26047	6RB#0	20.43	PASS
Band25	1.4MHz	16QAM	26365	1RB#0	20.95	PASS
Band25	1.4MHz	16QAM	26365	1RB#2	20.52	PASS
Band25	1.4MHz	16QAM	26365	1RB#5	20.99	PASS
Band25	1.4MHz	16QAM	26365	3RB#0	20.56	PASS
Band25	1.4MHz	16QAM	26365	3RB#1	20.45	PASS
Band25	1.4MHz	16QAM	26365	3RB#3	20.51	PASS
Band25	1.4MHz	16QAM	26365	6RB#0	20.64	PASS

Band25	1.4MHz	16QAM	26683	1RB#0	20.41	PASS
Band25	1.4MHz	16QAM	26683	1RB#2	20.40	PASS
Band25	1.4MHz	16QAM	26683	1RB#5	20.47	PASS
Band25	1.4MHz	16QAM	26683	3RB#0	20.41	PASS
Band25	1.4MHz	16QAM	26683	3RB#1	20.41	PASS
Band25	1.4MHz	16QAM	26683	3RB#3	20.37	PASS
Band25	1.4MHz	16QAM	26683	6RB#0	20.38	PASS
Band25	3MHz	QPSK	26055	1RB#0	21.50	PASS
Band25	3MHz	QPSK	26055	1RB#8	21.64	PASS
Band25	3MHz	QPSK	26055	1RB#14	21.74	PASS
Band25	3MHz	QPSK	26055	8RB#0	20.44	PASS
Band25	3MHz	QPSK	26055	8RB#4	20.42	PASS
Band25	3MHz	QPSK	26055	8RB#7	20.60	PASS
Band25	3MHz	QPSK	26055	15RB#0	20.49	PASS
Band25	3MHz	QPSK	26365	1RB#0	21.23	PASS
Band25	3MHz	QPSK	26365	1RB#8	21.30	PASS
Band25	3MHz	QPSK	26365	1RB#14	21.34	PASS
Band25	3MHz	QPSK	26365	8RB#0	20.45	PASS
Band25	3MHz	QPSK	26365	8RB#4	20.45	PASS
Band25	3MHz	QPSK	26365	8RB#7	20.60	PASS
Band25	3MHz	QPSK	26365	15RB#0	20.62	PASS
Band25	3MHz	QPSK	26675	1RB#0	21.54	PASS
Band25	3MHz	QPSK	26675	1RB#8	21.35	PASS
Band25	3MHz	QPSK	26675	1RB#14	21.25	PASS
Band25	3MHz	QPSK	26675	8RB#0	20.64	PASS
Band25	3MHz	QPSK	26675	8RB#4	20.66	PASS
Band25	3MHz	QPSK	26675	8RB#7	20.55	PASS
Band25	3MHz	QPSK	26675	15RB#0	20.60	PASS
Band25	3MHz	16QAM	26055	1RB#0	20.47	PASS
Band25	3MHz	16QAM	26055	1RB#8	20.59	PASS
Band25	3MHz	16QAM	26055	1RB#14	20.68	PASS
Band25	3MHz	16QAM	26055	8RB#0	20.49	PASS
Band25	3MHz	16QAM	26055	8RB#4	20.47	PASS
Band25	3MHz	16QAM	26055	8RB#7	20.63	PASS
Band25	3MHz	16QAM	26055	15RB#0	20.55	PASS
Band25	3MHz	16QAM	26365	1RB#0	20.58	PASS
Band25	3MHz	16QAM	26365	1RB#8	20.57	PASS

Band25	3MHz	16QAM	26365	1RB#14	20.59	PASS
Band25	3MHz	16QAM	26365	8RB#0	20.44	PASS
Band25	3MHz	16QAM	26365	8RB#4	20.43	PASS
Band25	3MHz	16QAM	26365	8RB#7	20.50	PASS
Band25	3MHz	16QAM	26365	15RB#0	20.63	PASS
Band25	3MHz	16QAM	26675	1RB#0	20.37	PASS
Band25	3MHz	16QAM	26675	1RB#8	20.55	PASS
Band25	3MHz	16QAM	26675	1RB#14	20.60	PASS
Band25	3MHz	16QAM	26675	8RB#0	20.75	PASS
Band25	3MHz	16QAM	26675	8RB#4	20.73	PASS
Band25	3MHz	16QAM	26675	8RB#7	20.60	PASS
Band25	3MHz	16QAM	26675	15RB#0	20.61	PASS
Band25	5MHz	QPSK	26065	1RB#0	21.76	PASS
Band25	5MHz	QPSK	26065	1RB#12	21.96	PASS
Band25	5MHz	QPSK	26065	1RB#24	22.19	PASS
Band25	5MHz	QPSK	26065	12RB#0	20.69	PASS
Band25	5MHz	QPSK	26065	12RB#6	20.67	PASS
Band25	5MHz	QPSK	26065	12RB#13	20.88	PASS
Band25	5MHz	QPSK	26065	25RB#0	20.78	PASS
Band25	5MHz	QPSK	26365	1RB#0	21.45	PASS
Band25	5MHz	QPSK	26365	1RB#12	21.46	PASS
Band25	5MHz	QPSK	26365	1RB#24	21.55	PASS
Band25	5MHz	QPSK	26365	12RB#0	20.47	PASS
Band25	5MHz	QPSK	26365	12RB#6	20.44	PASS
Band25	5MHz	QPSK	26365	12RB#13	20.44	PASS
Band25	5MHz	QPSK	26365	25RB#0	20.38	PASS
Band25	5MHz	QPSK	26665	1RB#0	22.10	PASS
Band25	5MHz	QPSK	26665	1RB#12	21.91	PASS
Band25	5MHz	QPSK	26665	1RB#24	21.70	PASS
Band25	5MHz	QPSK	26665	12RB#0	20.90	PASS
Band25	5MHz	QPSK	26665	12RB#6	20.89	PASS
Band25	5MHz	QPSK	26665	12RB#13	20.73	PASS
Band25	5MHz	QPSK	26665	25RB#0	20.83	PASS
Band25	5MHz	16QAM	26065	1RB#0	20.49	PASS
Band25	5MHz	16QAM	26065	1RB#12	20.67	PASS
Band25	5MHz	16QAM	26065	1RB#24	20.93	PASS
Band25	5MHz	16QAM	26065	12RB#0	20.69	PASS

Band25	5MHz	16QAM	26065	12RB#6	20.68	PASS
Band25	5MHz	16QAM	26065	12RB#13	20.84	PASS
Band25	5MHz	16QAM	26065	25RB#0	20.78	PASS
Band25	5MHz	16QAM	26365	1RB#0	20.38	PASS
Band25	5MHz	16QAM	26365	1RB#12	20.46	PASS
Band25	5MHz	16QAM	26365	1RB#24	20.54	PASS
Band25	5MHz	16QAM	26365	12RB#0	20.47	PASS
Band25	5MHz	16QAM	26365	12RB#6	20.47	PASS
Band25	5MHz	16QAM	26365	12RB#13	20.41	PASS
Band25	5MHz	16QAM	26365	25RB#0	20.36	PASS
Band25	5MHz	16QAM	26665	1RB#0	20.95	PASS
Band25	5MHz	16QAM	26665	1RB#12	20.70	PASS
Band25	5MHz	16QAM	26665	1RB#24	20.52	PASS
Band25	5MHz	16QAM	26665	12RB#0	20.89	PASS
Band25	5MHz	16QAM	26665	12RB#6	20.88	PASS
Band25	5MHz	16QAM	26665	12RB#13	20.71	PASS
Band25	5MHz	16QAM	26665	25RB#0	20.87	PASS
Band25	10MHz	QPSK	26090	1RB#0	21.59	PASS
Band25	10MHz	QPSK	26090	1RB#24	22.11	PASS
Band25	10MHz	QPSK	26090	1RB#49	22.40	PASS
Band25	10MHz	QPSK	26090	25RB#0	20.79	PASS
Band25	10MHz	QPSK	26090	25RB#12	20.79	PASS
Band25	10MHz	QPSK	26090	25RB#25	21.32	PASS
Band25	10MHz	QPSK	26090	50RB#0	21.07	PASS
Band25	10MHz	QPSK	26365	1RB#0	21.48	PASS
Band25	10MHz	QPSK	26365	1RB#24	21.53	PASS
Band25	10MHz	QPSK	26365	1RB#49	21.67	PASS
Band25	10MHz	QPSK	26365	25RB#0	20.40	PASS
Band25	10MHz	QPSK	26365	25RB#12	20.43	PASS
Band25	10MHz	QPSK	26365	25RB#25	20.39	PASS
Band25	10MHz	QPSK	26365	50RB#0	20.40	PASS
Band25	10MHz	QPSK	26640	1RB#0	22.14	PASS
Band25	10MHz	QPSK	26640	1RB#24	21.85	PASS
Band25	10MHz	QPSK	26640	1RB#49	21.42	PASS
Band25	10MHz	QPSK	26640	25RB#0	21.26	PASS
Band25	10MHz	QPSK	26640	25RB#12	21.32	PASS
Band25	10MHz	QPSK	26640	25RB#25	20.84	PASS

Band25	10MHz	QPSK	26640	50RB#0	21.13	PASS
Band25	10MHz	16QAM	26090	1RB#0	20.47	PASS
Band25	10MHz	16QAM	26090	1RB#24	21.01	PASS
Band25	10MHz	16QAM	26090	1RB#49	21.26	PASS
Band25	10MHz	16QAM	26090	25RB#0	20.83	PASS
Band25	10MHz	16QAM	26090	25RB#12	20.85	PASS
Band25	10MHz	16QAM	26090	25RB#25	20.35	PASS
Band25	10MHz	16QAM	26090	50RB#0	20.66	PASS
Band25	10MHz	16QAM	26365	1RB#0	20.44	PASS
Band25	10MHz	16QAM	26365	1RB#24	20.44	PASS
Band25	10MHz	16QAM	26365	1RB#49	20.58	PASS
Band25	10MHz	16QAM	26365	25RB#0	20.40	PASS
Band25	10MHz	16QAM	26365	25RB#12	20.37	PASS
Band25	10MHz	16QAM	26365	25RB#25	20.39	PASS
Band25	10MHz	16QAM	26365	50RB#0	20.34	PASS
Band25	10MHz	16QAM	26640	1RB#0	20.98	PASS
Band25	10MHz	16QAM	26640	1RB#24	20.76	PASS
Band25	10MHz	16QAM	26640	1RB#49	20.34	PASS
Band25	10MHz	16QAM	26640	25RB#0	20.36	PASS
Band25	10MHz	16QAM	26640	25RB#12	20.34	PASS
Band25	10MHz	16QAM	26640	25RB#25	20.81	PASS
Band25	10MHz	16QAM	26640	50RB#0	20.62	PASS
Band25	15MHz	QPSK	26115	1RB#0	21.63	PASS
Band25	15MHz	QPSK	26115	1RB#38	22.34	PASS
Band25	15MHz	QPSK	26115	1RB#74	22.37	PASS
Band25	15MHz	QPSK	26115	38RB#0	20.60	PASS
Band25	15MHz	QPSK	26115	38RB#18	21.33	PASS
Band25	15MHz	QPSK	26115	38RB#37	21.31	PASS
Band25	15MHz	QPSK	26115	75RB#0	21.16	PASS
Band25	15MHz	QPSK	26365	1RB#0	21.34	PASS
Band25	15MHz	QPSK	26365	1RB#38	21.29	PASS
Band25	15MHz	QPSK	26365	1RB#74	21.62	PASS
Band25	15MHz	QPSK	26365	38RB#0	20.54	PASS
Band25	15MHz	QPSK	26365	38RB#18	20.49	PASS
Band25	15MHz	QPSK	26365	38RB#37	20.83	PASS
Band25	15MHz	QPSK	26365	75RB#0	20.53	PASS
Band25	15MHz	QPSK	26615	1RB#0	22.40	PASS

Band25	15MHz	QPSK	26615	1RB#38	21.99	PASS
Band25	15MHz	QPSK	26615	1RB#74	21.40	PASS
Band25	15MHz	QPSK	26615	38RB#0	21.29	PASS
Band25	15MHz	QPSK	26615	38RB#18	20.88	PASS
Band25	15MHz	QPSK	26615	38RB#37	20.29	PASS
Band25	15MHz	QPSK	26615	75RB#0	21.27	PASS
Band25	15MHz	16QAM	26115	1RB#0	20.59	PASS
Band25	15MHz	16QAM	26115	1RB#38	21.28	PASS
Band25	15MHz	16QAM	26115	1RB#74	21.31	PASS
Band25	15MHz	16QAM	26115	38RB#0	20.62	PASS
Band25	15MHz	16QAM	26115	38RB#18	21.30	PASS
Band25	15MHz	16QAM	26115	38RB#37	21.28	PASS
Band25	15MHz	16QAM	26115	75RB#0	20.36	PASS
Band25	15MHz	16QAM	26365	1RB#0	20.53	PASS
Band25	15MHz	16QAM	26365	1RB#38	20.51	PASS
Band25	15MHz	16QAM	26365	1RB#74	20.84	PASS
Band25	15MHz	16QAM	26365	38RB#0	20.55	PASS
Band25	15MHz	16QAM	26365	38RB#18	20.51	PASS
Band25	15MHz	16QAM	26365	38RB#37	20.81	PASS
Band25	15MHz	16QAM	26365	75RB#0	20.46	PASS
Band25	15MHz	16QAM	26615	1RB#0	21.27	PASS
Band25	15MHz	16QAM	26615	1RB#38	20.88	PASS
Band25	15MHz	16QAM	26615	1RB#74	20.47	PASS
Band25	15MHz	16QAM	26615	38RB#0	21.25	PASS
Band25	15MHz	16QAM	26615	38RB#18	20.87	PASS
Band25	15MHz	16QAM	26615	38RB#37	20.48	PASS
Band25	15MHz	16QAM	26615	75RB#0	20.48	PASS
Band25	20MHz	QPSK	26140	1RB#0	21.70	PASS
Band25	20MHz	QPSK	26140	1RB#49	22.58	PASS
Band25	20MHz	QPSK	26140	1RB#99	22.11	PASS
Band25	20MHz	QPSK	26140	50RB#0	20.95	PASS
Band25	20MHz	QPSK	26140	50RB#25	21.00	PASS
Band25	20MHz	QPSK	26140	50RB#50	21.44	PASS
Band25	20MHz	QPSK	26140	100RB#0	21.20	PASS
Band25	20MHz	QPSK	26365	1RB#0	21.56	PASS
Band25	20MHz	QPSK	26365	1RB#49	21.37	PASS
Band25	20MHz	QPSK	26365	1RB#99	21.88	PASS

Band25	20MHz	QPSK	26365	50RB#0	20.81	PASS
Band25	20MHz	QPSK	26365	50RB#25	20.82	PASS
Band25	20MHz	QPSK	26365	50RB#50	20.58	PASS
Band25	20MHz	QPSK	26365	100RB#0	20.68	PASS
Band25	20MHz	QPSK	26590	1RB#0	22.47	PASS
Band25	20MHz	QPSK	26590	1RB#49	22.25	PASS
Band25	20MHz	QPSK	26590	1RB#99	21.42	PASS
Band25	20MHz	QPSK	26590	50RB#0	21.44	PASS
Band25	20MHz	QPSK	26590	50RB#25	21.42	PASS
Band25	20MHz	QPSK	26590	50RB#50	20.77	PASS
Band25	20MHz	QPSK	26590	100RB#0	21.16	PASS
Band25	20MHz	16QAM	26140	1RB#0	20.51	PASS
Band25	20MHz	16QAM	26140	1RB#49	21.36	PASS
Band25	20MHz	16QAM	26140	1RB#99	20.87	PASS
Band25	20MHz	16QAM	26140	50RB#0	20.98	PASS
Band25	20MHz	16QAM	26140	50RB#25	20.96	PASS
Band25	20MHz	16QAM	26140	50RB#50	20.39	PASS
Band25	20MHz	16QAM	26140	100RB#0	20.48	PASS
Band25	20MHz	16QAM	26365	1RB#0	20.88	PASS
Band25	20MHz	16QAM	26365	1RB#49	20.64	PASS
Band25	20MHz	16QAM	26365	1RB#99	20.16	PASS
Band25	20MHz	16QAM	26365	50RB#0	20.79	PASS
Band25	20MHz	16QAM	26365	50RB#25	20.80	PASS
Band25	20MHz	16QAM	26365	50RB#50	20.61	PASS
Band25	20MHz	16QAM	26365	100RB#0	20.68	PASS
Band25	20MHz	16QAM	26590	1RB#0	21.18	PASS
Band25	20MHz	16QAM	26590	1RB#49	21.20	PASS
Band25	20MHz	16QAM	26590	1RB#99	20.45	PASS
Band25	20MHz	16QAM	26590	50RB#0	20.47	PASS
Band25	20MHz	16QAM	26590	50RB#25	20.45	PASS
Band25	20MHz	16QAM	26590	50RB#50	20.81	PASS
Band25	20MHz	16QAM	26590	100RB#0	20.46	PASS

Band26 (814-824MHz)

Band	Bandwidth	Modulation	Channel	RB Configuration	Result(dBm)	Verdict
Band26	1.4MHz	QPSK	26697	1RB#0	24.04	PASS
Band26	1.4MHz	QPSK	26697	1RB#2	24.02	PASS
Band26	1.4MHz	QPSK	26697	1RB#5	24.06	PASS
Band26	1.4MHz	QPSK	26697	3RB#0	24.10	PASS
Band26	1.4MHz	QPSK	26697	3RB#1	24.00	PASS
Band26	1.4MHz	QPSK	26697	3RB#3	23.98	PASS
Band26	1.4MHz	QPSK	26697	6RB#0	23.18	PASS
Band26	1.4MHz	QPSK	26740	1RB#0	23.98	PASS
Band26	1.4MHz	QPSK	26740	1RB#2	23.96	PASS
Band26	1.4MHz	QPSK	26740	1RB#5	23.96	PASS
Band26	1.4MHz	QPSK	26740	3RB#0	24.01	PASS
Band26	1.4MHz	QPSK	26740	3RB#1	24.01	PASS
Band26	1.4MHz	QPSK	26740	3RB#3	23.96	PASS
Band26	1.4MHz	QPSK	26740	6RB#0	23.13	PASS
Band26	1.4MHz	QPSK	26783	1RB#0	23.84	PASS
Band26	1.4MHz	QPSK	26783	1RB#2	23.81	PASS
Band26	1.4MHz	QPSK	26783	1RB#5	23.75	PASS
Band26	1.4MHz	QPSK	26783	3RB#0	23.92	PASS
Band26	1.4MHz	QPSK	26783	3RB#1	23.90	PASS
Band26	1.4MHz	QPSK	26783	3RB#3	23.90	PASS
Band26	1.4MHz	QPSK	26783	6RB#0	23.06	PASS
Band26	1.4MHz	16QAM	26697	1RB#0	23.12	PASS
Band26	1.4MHz	16QAM	26697	1RB#2	23.14	PASS
Band26	1.4MHz	16QAM	26697	1RB#5	23.12	PASS
Band26	1.4MHz	16QAM	26697	3RB#0	22.95	PASS
Band26	1.4MHz	16QAM	26697	3RB#1	22.95	PASS
Band26	1.4MHz	16QAM	26697	3RB#3	22.92	PASS
Band26	1.4MHz	16QAM	26697	6RB#0	22.19	PASS
Band26	1.4MHz	16QAM	26740	1RB#0	23.04	PASS
Band26	1.4MHz	16QAM	26740	1RB#2	23.06	PASS
Band26	1.4MHz	16QAM	26740	1RB#5	23.00	PASS
Band26	1.4MHz	16QAM	26740	3RB#0	22.95	PASS
Band26	1.4MHz	16QAM	26740	3RB#1	22.91	PASS
Band26	1.4MHz	16QAM	26740	3RB#3	22.90	PASS

Band26	1.4MHz	16QAM	26740	6RB#0	22.13	PASS
Band26	1.4MHz	16QAM	26783	1RB#0	22.93	PASS
Band26	1.4MHz	16QAM	26783	1RB#2	22.89	PASS
Band26	1.4MHz	16QAM	26783	1RB#5	22.85	PASS
Band26	1.4MHz	16QAM	26783	3RB#0	22.91	PASS
Band26	1.4MHz	16QAM	26783	3RB#1	22.89	PASS
Band26	1.4MHz	16QAM	26783	3RB#3	22.84	PASS
Band26	1.4MHz	16QAM	26783	6RB#0	22.04	PASS
Band26	3MHz	QPSK	26705	1RB#0	24.02	PASS
Band26	3MHz	QPSK	26705	1RB#8	24.01	PASS
Band26	3MHz	QPSK	26705	1RB#14	23.97	PASS
Band26	3MHz	QPSK	26705	8RB#0	23.06	PASS
Band26	3MHz	QPSK	26705	8RB#4	23.03	PASS
Band26	3MHz	QPSK	26705	8RB#7	23.07	PASS
Band26	3MHz	QPSK	26705	15RB#0	23.05	PASS
Band26	3MHz	QPSK	26740	1RB#0	23.89	PASS
Band26	3MHz	QPSK	26740	1RB#8	23.90	PASS
Band26	3MHz	QPSK	26740	1RB#14	23.85	PASS
Band26	3MHz	QPSK	26740	8RB#0	23.05	PASS
Band26	3MHz	QPSK	26740	8RB#4	23.08	PASS
Band26	3MHz	QPSK	26740	8RB#7	22.99	PASS
Band26	3MHz	QPSK	26740	15RB#0	23.09	PASS
Band26	3MHz	QPSK	26775	1RB#0	24.01	PASS
Band26	3MHz	QPSK	26775	1RB#8	24.00	PASS
Band26	3MHz	QPSK	26775	1RB#14	23.92	PASS
Band26	3MHz	QPSK	26775	8RB#0	23.03	PASS
Band26	3MHz	QPSK	26775	8RB#4	23.03	PASS
Band26	3MHz	QPSK	26775	8RB#7	22.94	PASS
Band26	3MHz	QPSK	26775	15RB#0	23.00	PASS
Band26	3MHz	16QAM	26705	1RB#0	23.03	PASS
Band26	3MHz	16QAM	26705	1RB#8	23.00	PASS
Band26	3MHz	16QAM	26705	1RB#14	22.97	PASS
Band26	3MHz	16QAM	26705	8RB#0	22.03	PASS
Band26	3MHz	16QAM	26705	8RB#4	22.02	PASS
Band26	3MHz	16QAM	26705	8RB#7	22.07	PASS
Band26	3MHz	16QAM	26705	15RB#0	21.94	PASS
Band26	3MHz	16QAM	26740	1RB#0	22.84	PASS

Band26	3MHz	16QAM	26740	1RB#8	22.82	PASS
Band26	3MHz	16QAM	26740	1RB#14	22.80	PASS
Band26	3MHz	16QAM	26740	8RB#0	22.08	PASS
Band26	3MHz	16QAM	26740	8RB#4	22.08	PASS
Band26	3MHz	16QAM	26740	8RB#7	22.04	PASS
Band26	3MHz	16QAM	26740	15RB#0	21.97	PASS
Band26	3MHz	16QAM	26775	1RB#0	23.16	PASS
Band26	3MHz	16QAM	26775	1RB#8	23.05	PASS
Band26	3MHz	16QAM	26775	1RB#14	23.02	PASS
Band26	3MHz	16QAM	26775	8RB#0	22.08	PASS
Band26	3MHz	16QAM	26775	8RB#4	22.08	PASS
Band26	3MHz	16QAM	26775	8RB#7	22.00	PASS
Band26	3MHz	16QAM	26775	15RB#0	21.98	PASS
Band26	5MHz	QPSK	26715	1RB#0	24.16	PASS
Band26	5MHz	QPSK	26715	1RB#12	24.09	PASS
Band26	5MHz	QPSK	26715	1RB#24	24.12	PASS
Band26	5MHz	QPSK	26715	12RB#0	23.09	PASS
Band26	5MHz	QPSK	26715	12RB#6	23.09	PASS
Band26	5MHz	QPSK	26715	12RB#13	23.10	PASS
Band26	5MHz	QPSK	26715	25RB#0	23.10	PASS
Band26	5MHz	QPSK	26740	1RB#0	24.11	PASS
Band26	5MHz	QPSK	26740	1RB#12	24.12	PASS
Band26	5MHz	QPSK	26740	1RB#24	24.11	PASS
Band26	5MHz	QPSK	26740	12RB#0	23.04	PASS
Band26	5MHz	QPSK	26740	12RB#6	23.05	PASS
Band26	5MHz	QPSK	26740	12RB#13	22.98	PASS
Band26	5MHz	QPSK	26740	25RB#0	23.02	PASS
Band26	5MHz	QPSK	26765	1RB#0	24.13	PASS
Band26	5MHz	QPSK	26765	1RB#12	24.10	PASS
Band26	5MHz	QPSK	26765	1RB#24	24.03	PASS
Band26	5MHz	QPSK	26765	12RB#0	23.05	PASS
Band26	5MHz	QPSK	26765	12RB#6	23.05	PASS
Band26	5MHz	QPSK	26765	12RB#13	22.94	PASS
Band26	5MHz	QPSK	26765	25RB#0	23.01	PASS
Band26	5MHz	16QAM	26715	1RB#0	23.14	PASS
Band26	5MHz	16QAM	26715	1RB#12	23.16	PASS
Band26	5MHz	16QAM	26715	1RB#24	23.19	PASS

Band26	5MHz	16QAM	26715	12RB#0	22.13	PASS
Band26	5MHz	16QAM	26715	12RB#6	22.12	PASS
Band26	5MHz	16QAM	26715	12RB#13	22.15	PASS
Band26	5MHz	16QAM	26715	25RB#0	22.10	PASS
Band26	5MHz	16QAM	26740	1RB#0	23.05	PASS
Band26	5MHz	16QAM	26740	1RB#12	23.00	PASS
Band26	5MHz	16QAM	26740	1RB#24	22.99	PASS
Band26	5MHz	16QAM	26740	12RB#0	22.05	PASS
Band26	5MHz	16QAM	26740	12RB#6	22.06	PASS
Band26	5MHz	16QAM	26740	12RB#13	21.97	PASS
Band26	5MHz	16QAM	26740	25RB#0	22.04	PASS
Band26	5MHz	16QAM	26765	1RB#0	23.04	PASS
Band26	5MHz	16QAM	26765	1RB#12	22.97	PASS
Band26	5MHz	16QAM	26765	1RB#24	22.90	PASS
Band26	5MHz	16QAM	26765	12RB#0	22.06	PASS
Band26	5MHz	16QAM	26765	12RB#6	22.08	PASS
Band26	5MHz	16QAM	26765	12RB#13	21.93	PASS
Band26	5MHz	16QAM	26765	25RB#0	22.06	PASS
Band26	10MHz	QPSK	26740	1RB#0	23.99	PASS
Band26	10MHz	QPSK	26740	1RB#24	24.25	PASS
Band26	10MHz	QPSK	26740	1RB#49	23.86	PASS
Band26	10MHz	QPSK	26740	25RB#0	23.04	PASS
Band26	10MHz	QPSK	26740	25RB#12	23.03	PASS
Band26	10MHz	QPSK	26740	25RB#25	22.94	PASS
Band26	10MHz	QPSK	26740	50RB#0	23.03	PASS
Band26	10MHz	16QAM	26740	1RB#0	22.96	PASS
Band26	10MHz	16QAM	26740	1RB#24	22.96	PASS
Band26	10MHz	16QAM	26740	1RB#49	22.84	PASS
Band26	10MHz	16QAM	26740	25RB#0	22.03	PASS
Band26	10MHz	16QAM	26740	25RB#12	22.06	PASS
Band26	10MHz	16QAM	26740	25RB#25	21.95	PASS
Band26	10MHz	16QAM	26740	50RB#0	22.01	PASS

Band26(824-849MHz)

Band	Bandwidth	Modulation	Channel	RB Configuration	Result(dBm)	Verdict
Band26	1.4MHz	QPSK	26797	1RB#0	23.74	PASS
Band26	1.4MHz	QPSK	26797	1RB#2	23.71	PASS
Band26	1.4MHz	QPSK	26797	1RB#5	23.72	PASS
Band26	1.4MHz	QPSK	26797	3RB#0	23.82	PASS
Band26	1.4MHz	QPSK	26797	3RB#1	23.81	PASS
Band26	1.4MHz	QPSK	26797	3RB#3	23.82	PASS
Band26	1.4MHz	QPSK	26797	6RB#0	23.00	PASS
Band26	1.4MHz	QPSK	26915	1RB#0	23.78	PASS
Band26	1.4MHz	QPSK	26915	1RB#2	23.77	PASS
Band26	1.4MHz	QPSK	26915	1RB#5	23.75	PASS
Band26	1.4MHz	QPSK	26915	3RB#0	23.79	PASS
Band26	1.4MHz	QPSK	26915	3RB#1	23.84	PASS
Band26	1.4MHz	QPSK	26915	3RB#3	23.79	PASS
Band26	1.4MHz	QPSK	26915	6RB#0	23.02	PASS
Band26	1.4MHz	QPSK	27033	1RB#0	23.75	PASS
Band26	1.4MHz	QPSK	27033	1RB#2	23.70	PASS
Band26	1.4MHz	QPSK	27033	1RB#5	23.72	PASS
Band26	1.4MHz	QPSK	27033	3RB#0	23.78	PASS
Band26	1.4MHz	QPSK	27033	3RB#1	23.78	PASS
Band26	1.4MHz	QPSK	27033	3RB#3	23.76	PASS
Band26	1.4MHz	QPSK	27033	6RB#0	22.93	PASS
Band26	1.4MHz	16QAM	26797	1RB#0	22.79	PASS
Band26	1.4MHz	16QAM	26797	1RB#2	22.84	PASS
Band26	1.4MHz	16QAM	26797	1RB#5	22.78	PASS
Band26	1.4MHz	16QAM	26797	3RB#0	22.80	PASS
Band26	1.4MHz	16QAM	26797	3RB#1	22.80	PASS
Band26	1.4MHz	16QAM	26797	3RB#3	22.78	PASS
Band26	1.4MHz	16QAM	26797	6RB#0	22.02	PASS
Band26	1.4MHz	16QAM	26915	1RB#0	22.69	PASS
Band26	1.4MHz	16QAM	26915	1RB#2	22.68	PASS
Band26	1.4MHz	16QAM	26915	1RB#5	22.67	PASS
Band26	1.4MHz	16QAM	26915	3RB#0	22.88	PASS
Band26	1.4MHz	16QAM	26915	3RB#1	22.94	PASS
Band26	1.4MHz	16QAM	26915	3RB#3	22.90	PASS

Band26	1.4MHz	16QAM	26915	6RB#0	21.93	PASS
Band26	1.4MHz	16QAM	27033	1RB#0	22.80	PASS
Band26	1.4MHz	16QAM	27033	1RB#2	22.83	PASS
Band26	1.4MHz	16QAM	27033	1RB#5	22.75	PASS
Band26	1.4MHz	16QAM	27033	3RB#0	22.68	PASS
Band26	1.4MHz	16QAM	27033	3RB#1	22.67	PASS
Band26	1.4MHz	16QAM	27033	3RB#3	22.69	PASS
Band26	1.4MHz	16QAM	27033	6RB#0	21.93	PASS
Band26	3MHz	QPSK	26805	1RB#0	23.82	PASS
Band26	3MHz	QPSK	26805	1RB#8	23.87	PASS
Band26	3MHz	QPSK	26805	1RB#14	23.87	PASS
Band26	3MHz	QPSK	26805	8RB#0	23.01	PASS
Band26	3MHz	QPSK	26805	8RB#4	23.04	PASS
Band26	3MHz	QPSK	26805	8RB#7	23.00	PASS
Band26	3MHz	QPSK	26805	15RB#0	22.99	PASS
Band26	3MHz	QPSK	26915	1RB#0	23.90	PASS
Band26	3MHz	QPSK	26915	1RB#8	23.92	PASS
Band26	3MHz	QPSK	26915	1RB#14	23.94	PASS
Band26	3MHz	QPSK	26915	8RB#0	22.94	PASS
Band26	3MHz	QPSK	26915	8RB#4	22.98	PASS
Band26	3MHz	QPSK	26915	8RB#7	22.89	PASS
Band26	3MHz	QPSK	26915	15RB#0	22.89	PASS
Band26	3MHz	QPSK	27025	1RB#0	23.87	PASS
Band26	3MHz	QPSK	27025	1RB#8	23.90	PASS
Band26	3MHz	QPSK	27025	1RB#14	23.87	PASS
Band26	3MHz	QPSK	27025	8RB#0	22.91	PASS
Band26	3MHz	QPSK	27025	8RB#4	22.89	PASS
Band26	3MHz	QPSK	27025	8RB#7	22.92	PASS
Band26	3MHz	QPSK	27025	15RB#0	22.90	PASS
Band26	3MHz	16QAM	26805	1RB#0	22.89	PASS
Band26	3MHz	16QAM	26805	1RB#8	22.86	PASS
Band26	3MHz	16QAM	26805	1RB#14	22.84	PASS
Band26	3MHz	16QAM	26805	8RB#0	21.99	PASS
Band26	3MHz	16QAM	26805	8RB#4	21.98	PASS
Band26	3MHz	16QAM	26805	8RB#7	21.95	PASS
Band26	3MHz	16QAM	26805	15RB#0	21.91	PASS
Band26	3MHz	16QAM	26915	1RB#0	22.99	PASS

Band26	3MHz	16QAM	26915	1RB#8	23.03	PASS
Band26	3MHz	16QAM	26915	1RB#14	23.02	PASS
Band26	3MHz	16QAM	26915	8RB#0	21.98	PASS
Band26	3MHz	16QAM	26915	8RB#4	21.99	PASS
Band26	3MHz	16QAM	26915	8RB#7	21.92	PASS
Band26	3MHz	16QAM	26915	15RB#0	21.91	PASS
Band26	3MHz	16QAM	27025	1RB#0	22.92	PASS
Band26	3MHz	16QAM	27025	1RB#8	22.94	PASS
Band26	3MHz	16QAM	27025	1RB#14	22.95	PASS
Band26	3MHz	16QAM	27025	8RB#0	21.92	PASS
Band26	3MHz	16QAM	27025	8RB#4	21.95	PASS
Band26	3MHz	16QAM	27025	8RB#7	21.94	PASS
Band26	3MHz	16QAM	27025	15RB#0	21.93	PASS
Band26	5MHz	QPSK	26815	1RB#0	24.08	PASS
Band26	5MHz	QPSK	26815	1RB#12	24.10	PASS
Band26	5MHz	QPSK	26815	1RB#24	24.04	PASS
Band26	5MHz	QPSK	26815	12RB#0	23.02	PASS
Band26	5MHz	QPSK	26815	12RB#6	23.07	PASS
Band26	5MHz	QPSK	26815	12RB#13	23.04	PASS
Band26	5MHz	QPSK	26815	25RB#0	23.03	PASS
Band26	5MHz	QPSK	26915	1RB#0	24.02	PASS
Band26	5MHz	QPSK	26915	1RB#12	23.95	PASS
Band26	5MHz	QPSK	26915	1RB#24	23.94	PASS
Band26	5MHz	QPSK	26915	12RB#0	22.99	PASS
Band26	5MHz	QPSK	26915	12RB#6	23.03	PASS
Band26	5MHz	QPSK	26915	12RB#13	22.91	PASS
Band26	5MHz	QPSK	26915	25RB#0	22.96	PASS
Band26	5MHz	QPSK	27015	1RB#0	24.08	PASS
Band26	5MHz	QPSK	27015	1RB#12	24.01	PASS
Band26	5MHz	QPSK	27015	1RB#24	24.05	PASS
Band26	5MHz	QPSK	27015	12RB#0	22.95	PASS
Band26	5MHz	QPSK	27015	12RB#6	22.95	PASS
Band26	5MHz	QPSK	27015	12RB#13	22.93	PASS
Band26	5MHz	QPSK	27015	25RB#0	22.98	PASS
Band26	5MHz	16QAM	26815	1RB#0	22.94	PASS
Band26	5MHz	16QAM	26815	1RB#12	22.91	PASS
Band26	5MHz	16QAM	26815	1RB#24	22.88	PASS

Band26	5MHz	16QAM	26815	12RB#0	22.05	PASS
Band26	5MHz	16QAM	26815	12RB#6	22.07	PASS
Band26	5MHz	16QAM	26815	12RB#13	21.87	PASS
Band26	5MHz	16QAM	26815	25RB#0	22.02	PASS
Band26	5MHz	16QAM	26915	1RB#0	23.05	PASS
Band26	5MHz	16QAM	26915	1RB#12	23.03	PASS
Band26	5MHz	16QAM	26915	1RB#24	23.03	PASS
Band26	5MHz	16QAM	26915	12RB#0	22.03	PASS
Band26	5MHz	16QAM	26915	12RB#6	22.04	PASS
Band26	5MHz	16QAM	26915	12RB#13	21.92	PASS
Band26	5MHz	16QAM	26915	25RB#0	21.91	PASS
Band26	5MHz	16QAM	27015	1RB#0	22.93	PASS
Band26	5MHz	16QAM	27015	1RB#12	22.89	PASS
Band26	5MHz	16QAM	27015	1RB#24	22.92	PASS
Band26	5MHz	16QAM	27015	12RB#0	21.94	PASS
Band26	5MHz	16QAM	27015	12RB#6	21.94	PASS
Band26	5MHz	16QAM	27015	12RB#13	21.96	PASS
Band26	5MHz	16QAM	27015	25RB#0	21.98	PASS
Band26	10MHz	QPSK	26840	1RB#0	23.87	PASS
Band26	10MHz	QPSK	26840	1RB#24	23.92	PASS
Band26	10MHz	QPSK	26840	1RB#49	23.94	PASS
Band26	10MHz	QPSK	26840	25RB#0	23.04	PASS
Band26	10MHz	QPSK	26840	25RB#12	23.10	PASS
Band26	10MHz	QPSK	26840	25RB#25	23.13	PASS
Band26	10MHz	QPSK	26840	50RB#0	23.10	PASS
Band26	10MHz	QPSK	26915	1RB#0	23.96	PASS
Band26	10MHz	QPSK	26915	1RB#24	24.08	PASS
Band26	10MHz	QPSK	26915	1RB#49	23.97	PASS
Band26	10MHz	QPSK	26915	25RB#0	22.97	PASS
Band26	10MHz	QPSK	26915	25RB#12	22.96	PASS
Band26	10MHz	QPSK	26915	25RB#25	22.92	PASS
Band26	10MHz	QPSK	26915	50RB#0	23.03	PASS
Band26	10MHz	QPSK	26990	1RB#0	23.95	PASS
Band26	10MHz	QPSK	26990	1RB#24	24.02	PASS
Band26	10MHz	QPSK	26990	1RB#49	23.92	PASS
Band26	10MHz	QPSK	26990	25RB#0	23.06	PASS
Band26	10MHz	QPSK	26990	25RB#12	23.07	PASS

Band26	10MHz	QPSK	26990	25RB#25	23.05	PASS
Band26	10MHz	QPSK	26990	50RB#0	23.04	PASS
Band26	10MHz	16QAM	26840	1RB#0	22.87	PASS
Band26	10MHz	16QAM	26840	1RB#24	22.90	PASS
Band26	10MHz	16QAM	26840	1RB#49	22.88	PASS
Band26	10MHz	16QAM	26840	25RB#0	22.07	PASS
Band26	10MHz	16QAM	26840	25RB#12	22.07	PASS
Band26	10MHz	16QAM	26840	25RB#25	22.10	PASS
Band26	10MHz	16QAM	26840	50RB#0	22.10	PASS
Band26	10MHz	16QAM	26915	1RB#0	23.04	PASS
Band26	10MHz	16QAM	26915	1RB#24	23.07	PASS
Band26	10MHz	16QAM	26915	1RB#49	23.03	PASS
Band26	10MHz	16QAM	26915	25RB#0	21.95	PASS
Band26	10MHz	16QAM	26915	25RB#12	21.93	PASS
Band26	10MHz	16QAM	26915	25RB#25	21.90	PASS
Band26	10MHz	16QAM	26915	50RB#0	21.98	PASS
Band26	10MHz	16QAM	26990	1RB#0	23.04	PASS
Band26	10MHz	16QAM	26990	1RB#24	23.04	PASS
Band26	10MHz	16QAM	26990	1RB#49	23.00	PASS
Band26	10MHz	16QAM	26990	25RB#0	22.05	PASS
Band26	10MHz	16QAM	26990	25RB#12	22.06	PASS
Band26	10MHz	16QAM	26990	25RB#25	22.00	PASS
Band26	10MHz	16QAM	26990	50RB#0	22.07	PASS
Band26	15MHz	QPSK	26865	1RB#0	23.97	PASS
Band26	15MHz	QPSK	26865	1RB#38	23.97	PASS
Band26	15MHz	QPSK	26865	1RB#74	23.93	PASS
Band26	15MHz	QPSK	26865	38RB#0	23.04	PASS
Band26	15MHz	QPSK	26865	38RB#18	23.07	PASS
Band26	15MHz	QPSK	26865	38RB#37	23.05	PASS
Band26	15MHz	QPSK	26865	75RB#0	22.98	PASS
Band26	15MHz	QPSK	26915	1RB#0	23.83	PASS
Band26	15MHz	QPSK	26915	1RB#38	23.83	PASS
Band26	15MHz	QPSK	26915	1RB#74	23.63	PASS
Band26	15MHz	QPSK	26915	38RB#0	23.07	PASS
Band26	15MHz	QPSK	26915	38RB#18	23.12	PASS
Band26	15MHz	QPSK	26915	38RB#37	22.99	PASS
Band26	15MHz	QPSK	26915	75RB#0	22.97	PASS

Band26	15MHz	QPSK	26965	1RB#0	23.99	PASS
Band26	15MHz	QPSK	26965	1RB#38	24.21	PASS
Band26	15MHz	QPSK	26965	1RB#74	23.88	PASS
Band26	15MHz	QPSK	26965	38RB#0	23.10	PASS
Band26	15MHz	QPSK	26965	38RB#18	23.05	PASS
Band26	15MHz	QPSK	26965	38RB#37	22.96	PASS
Band26	15MHz	QPSK	26965	75RB#0	23.07	PASS
Band26	15MHz	16QAM	26865	1RB#0	23.05	PASS
Band26	15MHz	16QAM	26865	1RB#38	23.07	PASS
Band26	15MHz	16QAM	26865	1RB#74	23.03	PASS
Band26	15MHz	16QAM	26865	38RB#0	23.03	PASS
Band26	15MHz	16QAM	26865	38RB#18	23.08	PASS
Band26	15MHz	16QAM	26865	38RB#37	23.04	PASS
Band26	15MHz	16QAM	26865	75RB#0	21.92	PASS
Band26	15MHz	16QAM	26915	1RB#0	23.09	PASS
Band26	15MHz	16QAM	26915	1RB#38	23.14	PASS
Band26	15MHz	16QAM	26915	1RB#74	22.97	PASS
Band26	15MHz	16QAM	26915	38RB#0	23.09	PASS
Band26	15MHz	16QAM	26915	38RB#18	23.12	PASS
Band26	15MHz	16QAM	26915	38RB#37	23.03	PASS
Band26	15MHz	16QAM	26915	75RB#0	21.94	PASS
Band26	15MHz	16QAM	26965	1RB#0	23.10	PASS
Band26	15MHz	16QAM	26965	1RB#38	23.05	PASS
Band26	15MHz	16QAM	26965	1RB#74	22.98	PASS
Band26	15MHz	16QAM	26965	38RB#0	23.10	PASS
Band26	15MHz	16QAM	26965	38RB#18	23.05	PASS
Band26	15MHz	16QAM	26965	38RB#37	22.97	PASS
Band26	15MHz	16QAM	26965	75RB#0	22.03	PASS

Band	Bandwidth	Modulation	Channel	RB Configuration	Result(dBm)	Verdict
Band41	5MHz	QPSK	39675	1RB#0	22.58	PASS
Band41	5MHz	QPSK	39675	1RB#12	22.63	PASS
Band41	5MHz	QPSK	39675	1RB#24	22.66	PASS
Band41	5MHz	QPSK	39675	12RB#0	21.36	PASS
Band41	5MHz	QPSK	39675	12RB#6	21.37	PASS
Band41	5MHz	QPSK	39675	12RB#13	21.34	PASS
Band41	5MHz	QPSK	39675	25RB#0	21.35	PASS
Band41	5MHz	QPSK	40620	1RB#0	22.98	PASS
Band41	5MHz	QPSK	40620	1RB#12	22.97	PASS
Band41	5MHz	QPSK	40620	1RB#24	22.94	PASS
Band41	5MHz	QPSK	40620	12RB#0	21.68	PASS
Band41	5MHz	QPSK	40620	12RB#6	21.68	PASS
Band41	5MHz	QPSK	40620	12RB#13	21.58	PASS
Band41	5MHz	QPSK	40620	25RB#0	21.64	PASS
Band41	5MHz	QPSK	41565	1RB#0	23.25	PASS
Band41	5MHz	QPSK	41565	1RB#12	23.30	PASS
Band41	5MHz	QPSK	41565	1RB#24	23.30	PASS
Band41	5MHz	QPSK	41565	12RB#0	22.31	PASS
Band41	5MHz	QPSK	41565	12RB#6	22.31	PASS
Band41	5MHz	QPSK	41565	12RB#13	22.28	PASS
Band41	5MHz	QPSK	41565	25RB#0	22.29	PASS
Band41	5MHz	16QAM	39675	1RB#0	21.26	PASS
Band41	5MHz	16QAM	39675	1RB#12	21.31	PASS
Band41	5MHz	16QAM	39675	1RB#24	21.35	PASS
Band41	5MHz	16QAM	39675	12RB#0	20.33	PASS
Band41	5MHz	16QAM	39675	12RB#6	20.35	PASS
Band41	5MHz	16QAM	39675	12RB#13	20.31	PASS
Band41	5MHz	16QAM	39675	25RB#0	20.35	PASS
Band41	5MHz	16QAM	40620	1RB#0	21.64	PASS
Band41	5MHz	16QAM	40620	1RB#12	21.62	PASS
Band41	5MHz	16QAM	40620	1RB#24	21.59	PASS
Band41	5MHz	16QAM	40620	12RB#0	20.66	PASS
Band41	5MHz	16QAM	40620	12RB#6	20.66	PASS
Band41	5MHz	16QAM	40620	12RB#13	20.54	PASS
Band41	5MHz	16QAM	40620	25RB#0	20.62	PASS

Band41	5MHz	16QAM	41565	1RB#0	22.25	PASS
Band41	5MHz	16QAM	41565	1RB#12	22.29	PASS
Band41	5MHz	16QAM	41565	1RB#24	22.33	PASS
Band41	5MHz	16QAM	41565	12RB#0	21.32	PASS
Band41	5MHz	16QAM	41565	12RB#6	21.32	PASS
Band41	5MHz	16QAM	41565	12RB#13	21.32	PASS
Band41	5MHz	16QAM	41565	25RB#0	21.25	PASS
Band41	10MHz	QPSK	39700	1RB#0	22.38	PASS
Band41	10MHz	QPSK	39700	1RB#24	22.49	PASS
Band41	10MHz	QPSK	39700	1RB#49	22.49	PASS
Band41	10MHz	QPSK	39700	25RB#0	21.37	PASS
Band41	10MHz	QPSK	39700	25RB#12	21.43	PASS
Band41	10MHz	QPSK	39700	25RB#25	21.42	PASS
Band41	10MHz	QPSK	39700	50RB#0	21.49	PASS
Band41	10MHz	QPSK	40620	1RB#0	22.78	PASS
Band41	10MHz	QPSK	40620	1RB#24	22.76	PASS
Band41	10MHz	QPSK	40620	1RB#49	22.65	PASS
Band41	10MHz	QPSK	40620	25RB#0	21.74	PASS
Band41	10MHz	QPSK	40620	25RB#12	21.75	PASS
Band41	10MHz	QPSK	40620	25RB#25	21.59	PASS
Band41	10MHz	QPSK	40620	50RB#0	21.70	PASS
Band41	10MHz	QPSK	41540	1RB#0	23.15	PASS
Band41	10MHz	QPSK	41540	1RB#24	23.22	PASS
Band41	10MHz	QPSK	41540	1RB#49	23.27	PASS
Band41	10MHz	QPSK	41540	25RB#0	22.26	PASS
Band41	10MHz	QPSK	41540	25RB#12	22.27	PASS
Band41	10MHz	QPSK	41540	25RB#25	22.29	PASS
Band41	10MHz	QPSK	41540	50RB#0	22.29	PASS
Band41	10MHz	16QAM	39700	1RB#0	21.35	PASS
Band41	10MHz	16QAM	39700	1RB#24	21.47	PASS
Band41	10MHz	16QAM	39700	1RB#49	21.49	PASS
Band41	10MHz	16QAM	39700	25RB#0	20.38	PASS
Band41	10MHz	16QAM	39700	25RB#12	20.38	PASS
Band41	10MHz	16QAM	39700	25RB#25	20.40	PASS
Band41	10MHz	16QAM	39700	50RB#0	20.40	PASS
Band41	10MHz	16QAM	40620	1RB#0	21.74	PASS
Band41	10MHz	16QAM	40620	1RB#24	21.74	PASS

Band41	10MHz	16QAM	40620	1RB#49	21.67	PASS
Band41	10MHz	16QAM	40620	25RB#0	20.72	PASS
Band41	10MHz	16QAM	40620	25RB#12	20.71	PASS
Band41	10MHz	16QAM	40620	25RB#25	20.56	PASS
Band41	10MHz	16QAM	40620	50RB#0	20.62	PASS
Band41	10MHz	16QAM	41540	1RB#0	22.11	PASS
Band41	10MHz	16QAM	41540	1RB#24	22.19	PASS
Band41	10MHz	16QAM	41540	1RB#49	22.23	PASS
Band41	10MHz	16QAM	41540	25RB#0	21.27	PASS
Band41	10MHz	16QAM	41540	25RB#12	21.27	PASS
Band41	10MHz	16QAM	41540	25RB#25	21.26	PASS
Band41	10MHz	16QAM	41540	50RB#0	21.25	PASS
Band41	15MHz	QPSK	39725	1RB#0	22.31	PASS
Band41	15MHz	QPSK	39725	1RB#38	22.47	PASS
Band41	15MHz	QPSK	39725	1RB#74	22.34	PASS
Band41	15MHz	QPSK	39725	38RB#0	21.31	PASS
Band41	15MHz	QPSK	39725	38RB#18	21.44	PASS
Band41	15MHz	QPSK	39725	38RB#37	21.35	PASS
Band41	15MHz	QPSK	39725	75RB#0	21.34	PASS
Band41	15MHz	QPSK	40620	1RB#0	22.72	PASS
Band41	15MHz	QPSK	40620	1RB#38	22.71	PASS
Band41	15MHz	QPSK	40620	1RB#74	22.57	PASS
Band41	15MHz	QPSK	40620	38RB#0	21.69	PASS
Band41	15MHz	QPSK	40620	38RB#18	21.67	PASS
Band41	15MHz	QPSK	40620	38RB#37	21.58	PASS
Band41	15MHz	QPSK	40620	75RB#0	21.62	PASS
Band41	15MHz	QPSK	41515	1RB#0	23.06	PASS
Band41	15MHz	QPSK	41515	1RB#38	23.17	PASS
Band41	15MHz	QPSK	41515	1RB#74	23.19	PASS
Band41	15MHz	QPSK	41515	38RB#0	22.11	PASS
Band41	15MHz	QPSK	41515	38RB#18	22.21	PASS
Band41	15MHz	QPSK	41515	38RB#37	22.26	PASS
Band41	15MHz	QPSK	41515	75RB#0	22.16	PASS
Band41	15MHz	16QAM	39725	1RB#0	21.32	PASS
Band41	15MHz	16QAM	39725	1RB#38	21.47	PASS
Band41	15MHz	16QAM	39725	1RB#74	21.34	PASS
Band41	15MHz	16QAM	39725	38RB#0	21.32	PASS

Band41	15MHz	16QAM	39725	38RB#18	21.47	PASS
Band41	15MHz	16QAM	39725	38RB#37	21.34	PASS
Band41	15MHz	16QAM	39725	75RB#0	20.29	PASS
Band41	15MHz	16QAM	40620	1RB#0	21.70	PASS
Band41	15MHz	16QAM	40620	1RB#38	21.68	PASS
Band41	15MHz	16QAM	40620	1RB#74	21.57	PASS
Band41	15MHz	16QAM	40620	38RB#0	21.70	PASS
Band41	15MHz	16QAM	40620	38RB#18	21.67	PASS
Band41	15MHz	16QAM	40620	38RB#37	21.56	PASS
Band41	15MHz	16QAM	40620	75RB#0	20.58	PASS
Band41	15MHz	16QAM	41515	1RB#0	22.10	PASS
Band41	15MHz	16QAM	41515	1RB#38	22.22	PASS
Band41	15MHz	16QAM	41515	1RB#74	22.25	PASS
Band41	15MHz	16QAM	41515	38RB#0	22.11	PASS
Band41	15MHz	16QAM	41515	38RB#18	22.21	PASS
Band41	15MHz	16QAM	41515	38RB#37	22.25	PASS
Band41	15MHz	16QAM	41515	75RB#0	21.14	PASS
Band41	20MHz	QPSK	39750	1RB#0	22.19	PASS
Band41	20MHz	QPSK	39750	1RB#49	22.46	PASS
Band41	20MHz	QPSK	39750	1RB#99	22.27	PASS
Band41	20MHz	QPSK	39750	50RB#0	21.51	PASS
Band41	20MHz	QPSK	39750	50RB#25	21.47	PASS
Band41	20MHz	QPSK	39750	50RB#50	21.37	PASS
Band41	20MHz	QPSK	39750	100RB#0	21.40	PASS
Band41	20MHz	QPSK	40620	1RB#0	22.56	PASS
Band41	20MHz	QPSK	40620	1RB#49	22.64	PASS
Band41	20MHz	QPSK	40620	1RB#99	22.51	PASS
Band41	20MHz	QPSK	40620	50RB#0	21.73	PASS
Band41	20MHz	QPSK	40620	50RB#25	21.73	PASS
Band41	20MHz	QPSK	40620	50RB#50	21.52	PASS
Band41	20MHz	QPSK	40620	100RB#0	21.61	PASS
Band41	20MHz	QPSK	41490	1RB#0	23.02	PASS
Band41	20MHz	QPSK	41490	1RB#49	23.15	PASS
Band41	20MHz	QPSK	41490	1RB#99	23.37	PASS
Band41	20MHz	QPSK	41490	50RB#0	22.20	PASS
Band41	20MHz	QPSK	41490	50RB#25	22.19	PASS
Band41	20MHz	QPSK	41490	50RB#50	22.16	PASS

Band41	20MHz	QPSK	41490	100RB#0	22.16	PASS
Band41	20MHz	16QAM	39750	1RB#0	21.10	PASS
Band41	20MHz	16QAM	39750	1RB#49	21.36	PASS
Band41	20MHz	16QAM	39750	1RB#99	21.15	PASS
Band41	20MHz	16QAM	39750	50RB#0	20.45	PASS
Band41	20MHz	16QAM	39750	50RB#25	20.45	PASS
Band41	20MHz	16QAM	39750	50RB#50	20.33	PASS
Band41	20MHz	16QAM	39750	100RB#0	20.38	PASS
Band41	20MHz	16QAM	40620	1RB#0	21.49	PASS
Band41	20MHz	16QAM	40620	1RB#49	21.52	PASS
Band41	20MHz	16QAM	40620	1RB#99	21.41	PASS
Band41	20MHz	16QAM	40620	50RB#0	20.70	PASS
Band41	20MHz	16QAM	40620	50RB#25	20.69	PASS
Band41	20MHz	16QAM	40620	50RB#50	20.51	PASS
Band41	20MHz	16QAM	40620	100RB#0	20.58	PASS
Band41	20MHz	16QAM	41490	1RB#0	22.23	PASS
Band41	20MHz	16QAM	41490	1RB#49	22.38	PASS
Band41	20MHz	16QAM	41490	1RB#99	22.42	PASS
Band41	20MHz	16QAM	41490	50RB#0	21.18	PASS
Band41	20MHz	16QAM	41490	50RB#25	21.16	PASS
Band41	20MHz	16QAM	41490	50RB#50	21.13	PASS
Band41	20MHz	16QAM	41490	100RB#0	21.13	PASS

Band	Bandwidth	Modulation	Channel	RB Configuration	Result(dBm)	Verdict
Band66	1.4MHz	QPSK	131979	1RB#0	20.40	PASS
Band66	1.4MHz	QPSK	131979	1RB#2	20.50	PASS
Band66	1.4MHz	QPSK	131979	1RB#5	20.31	PASS
Band66	1.4MHz	QPSK	131979	3RB#0	20.35	PASS
Band66	1.4MHz	QPSK	131979	3RB#1	20.35	PASS
Band66	1.4MHz	QPSK	131979	3RB#3	20.42	PASS
Band66	1.4MHz	QPSK	131979	6RB#0	20.38	PASS
Band66	1.4MHz	QPSK	132322	1RB#0	20.42	PASS
Band66	1.4MHz	QPSK	132322	1RB#2	20.45	PASS
Band66	1.4MHz	QPSK	132322	1RB#5	20.48	PASS
Band66	1.4MHz	QPSK	132322	3RB#0	20.35	PASS
Band66	1.4MHz	QPSK	132322	3RB#1	20.38	PASS
Band66	1.4MHz	QPSK	132322	3RB#3	20.30	PASS

Band66	1.4MHz	QPSK	132322	6RB#0	20.38	PASS
Band66	1.4MHz	QPSK	132665	1RB#0	20.63	PASS
Band66	1.4MHz	QPSK	132665	1RB#2	20.71	PASS
Band66	1.4MHz	QPSK	132665	1RB#5	20.74	PASS
Band66	1.4MHz	QPSK	132665	3RB#0	20.74	PASS
Band66	1.4MHz	QPSK	132665	3RB#1	20.77	PASS
Band66	1.4MHz	QPSK	132665	3RB#3	20.79	PASS
Band66	1.4MHz	QPSK	132665	6RB#0	20.83	PASS
Band66	1.4MHz	16QAM	131979	1RB#0	20.43	PASS
Band66	1.4MHz	16QAM	131979	1RB#2	20.41	PASS
Band66	1.4MHz	16QAM	131979	1RB#5	20.34	PASS
Band66	1.4MHz	16QAM	131979	3RB#0	20.37	PASS
Band66	1.4MHz	16QAM	131979	3RB#1	20.36	PASS
Band66	1.4MHz	16QAM	131979	3RB#3	20.95	PASS
Band66	1.4MHz	16QAM	131979	6RB#0	20.47	PASS
Band66	1.4MHz	16QAM	132322	1RB#0	20.89	PASS
Band66	1.4MHz	16QAM	132322	1RB#2	20.95	PASS
Band66	1.4MHz	16QAM	132322	1RB#5	20.40	PASS
Band66	1.4MHz	16QAM	132322	3RB#0	20.86	PASS
Band66	1.4MHz	16QAM	132322	3RB#1	20.88	PASS
Band66	1.4MHz	16QAM	132322	3RB#3	20.87	PASS
Band66	1.4MHz	16QAM	132322	6RB#0	20.88	PASS
Band66	1.4MHz	16QAM	132665	1RB#0	20.59	PASS
Band66	1.4MHz	16QAM	132665	1RB#2	20.73	PASS
Band66	1.4MHz	16QAM	132665	1RB#5	20.67	PASS
Band66	1.4MHz	16QAM	132665	3RB#0	20.60	PASS
Band66	1.4MHz	16QAM	132665	3RB#1	20.59	PASS
Band66	1.4MHz	16QAM	132665	3RB#3	20.62	PASS
Band66	1.4MHz	16QAM	132665	6RB#0	20.80	PASS
Band66	3MHz	QPSK	131987	1RB#0	20.46	PASS
Band66	3MHz	QPSK	131987	1RB#8	20.48	PASS
Band66	3MHz	QPSK	131987	1RB#14	20.47	PASS
Band66	3MHz	QPSK	131987	8RB#0	20.47	PASS
Band66	3MHz	QPSK	131987	8RB#4	20.49	PASS
Band66	3MHz	QPSK	131987	8RB#7	20.32	PASS
Band66	3MHz	QPSK	131987	15RB#0	20.32	PASS
Band66	3MHz	QPSK	132322	1RB#0	20.31	PASS

Band66	3MHz	QPSK	132322	1RB#8	20.32	PASS
Band66	3MHz	QPSK	132322	1RB#14	20.30	PASS
Band66	3MHz	QPSK	132322	8RB#0	20.99	PASS
Band66	3MHz	QPSK	132322	8RB#4	20.33	PASS
Band66	3MHz	QPSK	132322	8RB#7	20.38	PASS
Band66	3MHz	QPSK	132322	15RB#0	20.32	PASS
Band66	3MHz	QPSK	132657	1RB#0	20.62	PASS
Band66	3MHz	QPSK	132657	1RB#8	20.79	PASS
Band66	3MHz	QPSK	132657	1RB#14	20.96	PASS
Band66	3MHz	QPSK	132657	8RB#0	20.59	PASS
Band66	3MHz	QPSK	132657	8RB#4	20.61	PASS
Band66	3MHz	QPSK	132657	8RB#7	20.76	PASS
Band66	3MHz	QPSK	132657	15RB#0	20.69	PASS
Band66	3MHz	16QAM	131987	1RB#0	20.38	PASS
Band66	3MHz	16QAM	131987	1RB#8	20.36	PASS
Band66	3MHz	16QAM	131987	1RB#14	20.36	PASS
Band66	3MHz	16QAM	131987	8RB#0	20.31	PASS
Band66	3MHz	16QAM	131987	8RB#4	20.41	PASS
Band66	3MHz	16QAM	131987	8RB#7	20.45	PASS
Band66	3MHz	16QAM	131987	15RB#0	20.44	PASS
Band66	3MHz	16QAM	132322	1RB#0	20.98	PASS
Band66	3MHz	16QAM	132322	1RB#8	20.42	PASS
Band66	3MHz	16QAM	132322	1RB#14	20.40	PASS
Band66	3MHz	16QAM	132322	8RB#0	20.47	PASS
Band66	3MHz	16QAM	132322	8RB#4	20.46	PASS
Band66	3MHz	16QAM	132322	8RB#7	20.40	PASS
Band66	3MHz	16QAM	132322	15RB#0	20.45	PASS
Band66	3MHz	16QAM	132657	1RB#0	20.59	PASS
Band66	3MHz	16QAM	132657	1RB#8	20.80	PASS
Band66	3MHz	16QAM	132657	1RB#14	20.93	PASS
Band66	3MHz	16QAM	132657	8RB#0	20.68	PASS
Band66	3MHz	16QAM	132657	8RB#4	20.67	PASS
Band66	3MHz	16QAM	132657	8RB#7	20.82	PASS
Band66	3MHz	16QAM	132657	15RB#0	20.71	PASS
Band66	5MHz	QPSK	131997	1RB#0	20.41	PASS
Band66	5MHz	QPSK	131997	1RB#12	20.44	PASS
Band66	5MHz	QPSK	131997	1RB#24	20.43	PASS

Band66	5MHz	QPSK	131997	12RB#0	20.49	PASS
Band66	5MHz	QPSK	131997	12RB#6	20.32	PASS
Band66	5MHz	QPSK	131997	12RB#13	20.34	PASS
Band66	5MHz	QPSK	131997	25RB#0	20.33	PASS
Band66	5MHz	QPSK	132322	1RB#0	20.35	PASS
Band66	5MHz	QPSK	132322	1RB#12	20.34	PASS
Band66	5MHz	QPSK	132322	1RB#24	20.35	PASS
Band66	5MHz	QPSK	132322	12RB#0	20.94	PASS
Band66	5MHz	QPSK	132322	12RB#6	20.95	PASS
Band66	5MHz	QPSK	132322	12RB#13	20.44	PASS
Band66	5MHz	QPSK	132322	25RB#0	20.35	PASS
Band66	5MHz	QPSK	132647	1RB#0	20.45	PASS
Band66	5MHz	QPSK	132647	1RB#12	20.77	PASS
Band66	5MHz	QPSK	132647	1RB#24	21.04	PASS
Band66	5MHz	QPSK	132647	12RB#0	20.45	PASS
Band66	5MHz	QPSK	132647	12RB#6	20.46	PASS
Band66	5MHz	QPSK	132647	12RB#13	20.68	PASS
Band66	5MHz	QPSK	132647	25RB#0	20.60	PASS
Band66	5MHz	16QAM	131997	1RB#0	20.49	PASS
Band66	5MHz	16QAM	131997	1RB#12	20.32	PASS
Band66	5MHz	16QAM	131997	1RB#24	20.43	PASS
Band66	5MHz	16QAM	131997	12RB#0	20.48	PASS
Band66	5MHz	16QAM	131997	12RB#6	20.45	PASS
Band66	5MHz	16QAM	131997	12RB#13	20.31	PASS
Band66	5MHz	16QAM	131997	25RB#0	20.31	PASS
Band66	5MHz	16QAM	132322	1RB#0	20.81	PASS
Band66	5MHz	16QAM	132322	1RB#12	20.33	PASS
Band66	5MHz	16QAM	132322	1RB#24	20.30	PASS
Band66	5MHz	16QAM	132322	12RB#0	20.94	PASS
Band66	5MHz	16QAM	132322	12RB#6	20.90	PASS
Band66	5MHz	16QAM	132322	12RB#13	20.39	PASS
Band66	5MHz	16QAM	132322	25RB#0	20.37	PASS
Band66	5MHz	16QAM	132647	1RB#0	20.34	PASS
Band66	5MHz	16QAM	132647	1RB#12	20.54	PASS
Band66	5MHz	16QAM	132647	1RB#24	20.82	PASS
Band66	5MHz	16QAM	132647	12RB#0	20.44	PASS
Band66	5MHz	16QAM	132647	12RB#6	20.44	PASS

Band66	5MHz	16QAM	132647	12RB#13	20.68	PASS
Band66	5MHz	16QAM	132647	25RB#0	20.61	PASS
Band66	10MHz	QPSK	132022	1RB#0	20.37	PASS
Band66	10MHz	QPSK	132022	1RB#24	20.34	PASS
Band66	10MHz	QPSK	132022	1RB#49	20.33	PASS
Band66	10MHz	QPSK	132022	25RB#0	20.37	PASS
Band66	10MHz	QPSK	132022	25RB#12	20.36	PASS
Band66	10MHz	QPSK	132022	25RB#25	20.33	PASS
Band66	10MHz	QPSK	132022	50RB#0	20.31	PASS
Band66	10MHz	QPSK	132322	1RB#0	20.63	PASS
Band66	10MHz	QPSK	132322	1RB#24	20.36	PASS
Band66	10MHz	QPSK	132322	1RB#49	20.35	PASS
Band66	10MHz	QPSK	132322	25RB#0	20.78	PASS
Band66	10MHz	QPSK	132322	25RB#12	20.79	PASS
Band66	10MHz	QPSK	132322	25RB#25	20.42	PASS
Band66	10MHz	QPSK	132322	50RB#0	20.44	PASS
Band66	10MHz	QPSK	132622	1RB#0	20.85	PASS
Band66	10MHz	QPSK	132622	1RB#24	20.30	PASS
Band66	10MHz	QPSK	132622	1RB#49	20.94	PASS
Band66	10MHz	QPSK	132622	25RB#0	20.48	PASS
Band66	10MHz	QPSK	132622	25RB#12	20.40	PASS
Band66	10MHz	QPSK	132622	25RB#25	20.57	PASS
Band66	10MHz	QPSK	132622	50RB#0	20.35	PASS
Band66	10MHz	16QAM	132022	1RB#0	20.44	PASS
Band66	10MHz	16QAM	132022	1RB#24	20.43	PASS
Band66	10MHz	16QAM	132022	1RB#49	20.42	PASS
Band66	10MHz	16QAM	132022	25RB#0	20.46	PASS
Band66	10MHz	16QAM	132022	25RB#12	20.46	PASS
Band66	10MHz	16QAM	132022	25RB#25	20.41	PASS
Band66	10MHz	16QAM	132022	50RB#0	20.41	PASS
Band66	10MHz	16QAM	132322	1RB#0	20.59	PASS
Band66	10MHz	16QAM	132322	1RB#24	20.41	PASS
Band66	10MHz	16QAM	132322	1RB#49	20.31	PASS
Band66	10MHz	16QAM	132322	25RB#0	20.74	PASS
Band66	10MHz	16QAM	132322	25RB#12	20.74	PASS
Band66	10MHz	16QAM	132322	25RB#25	20.43	PASS
Band66	10MHz	16QAM	132322	50RB#0	20.43	PASS

Band66	10MHz	16QAM	132622	1RB#0	20.76	PASS
Band66	10MHz	16QAM	132622	1RB#24	20.32	PASS
Band66	10MHz	16QAM	132622	1RB#49	20.92	PASS
Band66	10MHz	16QAM	132622	25RB#0	20.45	PASS
Band66	10MHz	16QAM	132622	25RB#12	20.46	PASS
Band66	10MHz	16QAM	132622	25RB#25	20.54	PASS
Band66	10MHz	16QAM	132622	50RB#0	20.33	PASS
Band66	15MHz	QPSK	132047	1RB#0	20.42	PASS
Band66	15MHz	QPSK	132047	1RB#38	20.44	PASS
Band66	15MHz	QPSK	132047	1RB#74	20.97	PASS
Band66	15MHz	QPSK	132047	38RB#0	20.43	PASS
Band66	15MHz	QPSK	132047	38RB#18	20.40	PASS
Band66	15MHz	QPSK	132047	38RB#37	20.40	PASS
Band66	15MHz	QPSK	132047	75RB#0	20.45	PASS
Band66	15MHz	QPSK	132322	1RB#0	20.30	PASS
Band66	15MHz	QPSK	132322	1RB#38	20.47	PASS
Band66	15MHz	QPSK	132322	1RB#74	20.43	PASS
Band66	15MHz	QPSK	132322	38RB#0	20.47	PASS
Band66	15MHz	QPSK	132322	38RB#18	20.44	PASS
Band66	15MHz	QPSK	132322	38RB#37	20.42	PASS
Band66	15MHz	QPSK	132322	75RB#0	20.98	PASS
Band66	15MHz	QPSK	132597	1RB#0	20.52	PASS
Band66	15MHz	QPSK	132597	1RB#38	20.49	PASS
Band66	15MHz	QPSK	132597	1RB#74	20.84	PASS
Band66	15MHz	QPSK	132597	38RB#0	20.54	PASS
Band66	15MHz	QPSK	132597	38RB#18	20.47	PASS
Band66	15MHz	QPSK	132597	38RB#37	20.85	PASS
Band66	15MHz	QPSK	132597	75RB#0	20.31	PASS
Band66	15MHz	16QAM	132047	1RB#0	20.34	PASS
Band66	15MHz	16QAM	132047	1RB#38	20.40	PASS
Band66	15MHz	16QAM	132047	1RB#74	20.40	PASS
Band66	15MHz	16QAM	132047	38RB#0	20.23	PASS
Band66	15MHz	16QAM	132047	38RB#18	20.40	PASS
Band66	15MHz	16QAM	132047	38RB#37	20.98	PASS
Band66	15MHz	16QAM	132047	75RB#0	20.98	PASS
Band66	15MHz	16QAM	132322	1RB#0	20.39	PASS
Band66	15MHz	16QAM	132322	1RB#38	20.45	PASS

Band66	15MHz	16QAM	132322	1RB#74	20.31	PASS
Band66	15MHz	16QAM	132322	38RB#0	20.49	PASS
Band66	15MHz	16QAM	132322	38RB#18	20.54	PASS
Band66	15MHz	16QAM	132322	38RB#37	20.51	PASS
Band66	15MHz	16QAM	132322	75RB#0	20.92	PASS
Band66	15MHz	16QAM	132597	1RB#0	20.54	PASS
Band66	15MHz	16QAM	132597	1RB#38	20.55	PASS
Band66	15MHz	16QAM	132597	1RB#74	20.85	PASS
Band66	15MHz	16QAM	132597	38RB#0	20.54	PASS
Band66	15MHz	16QAM	132597	38RB#18	20.58	PASS
Band66	15MHz	16QAM	132597	38RB#37	20.85	PASS
Band66	15MHz	16QAM	132597	75RB#0	20.99	PASS
Band66	20MHz	QPSK	132072	1RB#0	20.50	PASS
Band66	20MHz	QPSK	132072	1RB#49	20.50	PASS
Band66	20MHz	QPSK	132072	1RB#99	20.55	PASS
Band66	20MHz	QPSK	132072	50RB#0	20.53	PASS
Band66	20MHz	QPSK	132072	50RB#25	20.58	PASS
Band66	20MHz	QPSK	132072	50RB#50	20.74	PASS
Band66	20MHz	QPSK	132072	100RB#0	20.89	PASS
Band66	20MHz	QPSK	132322	1RB#0	20.97	PASS
Band66	20MHz	QPSK	132322	1RB#49	20.52	PASS
Band66	20MHz	QPSK	132322	1RB#99	20.59	PASS
Band66	20MHz	QPSK	132322	50RB#0	20.47	PASS
Band66	20MHz	QPSK	132322	50RB#25	20.47	PASS
Band66	20MHz	QPSK	132322	50RB#50	20.51	PASS
Band66	20MHz	QPSK	132322	100RB#0	20.90	PASS
Band66	20MHz	QPSK	132572	1RB#0	20.58	PASS
Band66	20MHz	QPSK	132572	1RB#49	20.82	PASS
Band66	20MHz	QPSK	132572	1RB#99	21.12	PASS
Band66	20MHz	QPSK	132572	50RB#0	20.72	PASS
Band66	20MHz	QPSK	132572	50RB#25	20.71	PASS
Band66	20MHz	QPSK	132572	50RB#50	20.53	PASS
Band66	20MHz	QPSK	132572	100RB#0	20.89	PASS
Band66	20MHz	16QAM	132072	1RB#0	20.36	PASS
Band66	20MHz	16QAM	132072	1RB#49	20.32	PASS
Band66	20MHz	16QAM	132072	1RB#99	20.45	PASS
Band66	20MHz	16QAM	132072	50RB#0	20.44	PASS

Band66	20MHz	16QAM	132072	50RB#25	20.43	PASS
Band66	20MHz	16QAM	132072	50RB#50	20.69	PASS
Band66	20MHz	16QAM	132072	100RB#0	20.86	PASS
Band66	20MHz	16QAM	132322	1RB#0	20.82	PASS
Band66	20MHz	16QAM	132322	1RB#49	20.46	PASS
Band66	20MHz	16QAM	132322	1RB#99	20.95	PASS
Band66	20MHz	16QAM	132322	50RB#0	20.43	PASS
Band66	20MHz	16QAM	132322	50RB#25	20.43	PASS
Band66	20MHz	16QAM	132322	50RB#50	20.42	PASS
Band66	20MHz	16QAM	132322	100RB#0	20.87	PASS
Band66	20MHz	16QAM	132572	1RB#0	20.42	PASS
Band66	20MHz	16QAM	132572	1RB#49	20.66	PASS
Band66	20MHz	16QAM	132572	1RB#99	20.64	PASS
Band66	20MHz	16QAM	132572	50RB#0	20.70	PASS
Band66	20MHz	16QAM	132572	50RB#25	20.70	PASS
Band66	20MHz	16QAM	132572	50RB#50	20.42	PASS
Band66	20MHz	16QAM	132572	100RB#0	20.80	PASS

Band	Bandwidth	Modulation	Channel	RB Configuration	Result(dBm)	Verdict
Band71	5MHz	QPSK	133147	1RB#0	24.62	PASS
Band71	5MHz	QPSK	133147	1RB#12	24.60	PASS
Band71	5MHz	QPSK	133147	1RB#24	24.59	PASS
Band71	5MHz	QPSK	133147	12RB#0	23.33	PASS
Band71	5MHz	QPSK	133147	12RB#6	23.34	PASS
Band71	5MHz	QPSK	133147	12RB#13	23.42	PASS
Band71	5MHz	QPSK	133147	25RB#0	23.41	PASS
Band71	5MHz	QPSK	133297	1RB#0	24.51	PASS
Band71	5MHz	QPSK	133297	1RB#12	24.51	PASS
Band71	5MHz	QPSK	133297	1RB#24	24.47	PASS
Band71	5MHz	QPSK	133297	12RB#0	23.47	PASS
Band71	5MHz	QPSK	133297	12RB#6	23.47	PASS
Band71	5MHz	QPSK	133297	12RB#13	23.46	PASS
Band71	5MHz	QPSK	133297	25RB#0	23.43	PASS
Band71	5MHz	QPSK	133447	1RB#0	24.55	PASS
Band71	5MHz	QPSK	133447	1RB#12	24.56	PASS
Band71	5MHz	QPSK	133447	1RB#24	24.57	PASS

Band71	5MHz	QPSK	133447	12RB#0	23.43	PASS
Band71	5MHz	QPSK	133447	12RB#6	23.43	PASS
Band71	5MHz	QPSK	133447	12RB#13	23.47	PASS
Band71	5MHz	QPSK	133447	25RB#0	23.42	PASS
Band71	5MHz	16QAM	133147	1RB#0	23.35	PASS
Band71	5MHz	16QAM	133147	1RB#12	23.33	PASS
Band71	5MHz	16QAM	133147	1RB#24	23.34	PASS
Band71	5MHz	16QAM	133147	12RB#0	22.34	PASS
Band71	5MHz	16QAM	133147	12RB#6	22.35	PASS
Band71	5MHz	16QAM	133147	12RB#13	22.41	PASS
Band71	5MHz	16QAM	133147	25RB#0	22.39	PASS
Band71	5MHz	16QAM	133297	1RB#0	23.48	PASS
Band71	5MHz	16QAM	133297	1RB#12	23.49	PASS
Band71	5MHz	16QAM	133297	1RB#24	23.47	PASS
Band71	5MHz	16QAM	133297	12RB#0	22.47	PASS
Band71	5MHz	16QAM	133297	12RB#6	22.46	PASS
Band71	5MHz	16QAM	133297	12RB#13	22.48	PASS
Band71	5MHz	16QAM	133297	25RB#0	22.41	PASS
Band71	5MHz	16QAM	133447	1RB#0	23.39	PASS
Band71	5MHz	16QAM	133447	1RB#12	23.39	PASS
Band71	5MHz	16QAM	133447	1RB#24	23.38	PASS
Band71	5MHz	16QAM	133447	12RB#0	22.46	PASS
Band71	5MHz	16QAM	133447	12RB#6	22.47	PASS
Band71	5MHz	16QAM	133447	12RB#13	22.45	PASS
Band71	5MHz	16QAM	133447	25RB#0	22.46	PASS
Band71	10MHz	QPSK	133172	1RB#0	24.46	PASS
Band71	10MHz	QPSK	133172	1RB#24	24.50	PASS
Band71	10MHz	QPSK	133172	1RB#49	24.53	PASS
Band71	10MHz	QPSK	133172	25RB#0	23.30	PASS
Band71	10MHz	QPSK	133172	25RB#12	23.31	PASS
Band71	10MHz	QPSK	133172	25RB#25	23.38	PASS
Band71	10MHz	QPSK	133172	50RB#0	23.35	PASS
Band71	10MHz	QPSK	133297	1RB#0	24.43	PASS
Band71	10MHz	QPSK	133297	1RB#24	24.45	PASS
Band71	10MHz	QPSK	133297	1RB#49	24.38	PASS
Band71	10MHz	QPSK	133297	25RB#0	23.34	PASS
Band71	10MHz	QPSK	133297	25RB#12	23.37	PASS

Band71	10MHz	QPSK	133297	25RB#25	23.47	PASS
Band71	10MHz	QPSK	133297	50RB#0	23.43	PASS
Band71	10MHz	QPSK	133422	1RB#0	24.31	PASS
Band71	10MHz	QPSK	133422	1RB#24	24.42	PASS
Band71	10MHz	QPSK	133422	1RB#49	24.37	PASS
Band71	10MHz	QPSK	133422	25RB#0	23.49	PASS
Band71	10MHz	QPSK	133422	25RB#12	23.50	PASS
Band71	10MHz	QPSK	133422	25RB#25	23.45	PASS
Band71	10MHz	QPSK	133422	50RB#0	23.54	PASS
Band71	10MHz	16QAM	133172	1RB#0	23.44	PASS
Band71	10MHz	16QAM	133172	1RB#24	23.46	PASS
Band71	10MHz	16QAM	133172	1RB#49	23.51	PASS
Band71	10MHz	16QAM	133172	25RB#0	22.25	PASS
Band71	10MHz	16QAM	133172	25RB#12	22.27	PASS
Band71	10MHz	16QAM	133172	25RB#25	22.38	PASS
Band71	10MHz	16QAM	133172	50RB#0	22.27	PASS
Band71	10MHz	16QAM	133297	1RB#0	23.30	PASS
Band71	10MHz	16QAM	133297	1RB#24	23.30	PASS
Band71	10MHz	16QAM	133297	1RB#49	23.26	PASS
Band71	10MHz	16QAM	133297	25RB#0	22.37	PASS
Band71	10MHz	16QAM	133297	25RB#12	22.38	PASS
Band71	10MHz	16QAM	133297	25RB#25	22.44	PASS
Band71	10MHz	16QAM	133297	50RB#0	22.40	PASS
Band71	10MHz	16QAM	133422	1RB#0	23.16	PASS
Band71	10MHz	16QAM	133422	1RB#24	23.17	PASS
Band71	10MHz	16QAM	133422	1RB#49	23.17	PASS
Band71	10MHz	16QAM	133422	25RB#0	22.51	PASS
Band71	10MHz	16QAM	133422	25RB#12	22.52	PASS
Band71	10MHz	16QAM	133422	25RB#25	22.47	PASS
Band71	10MHz	16QAM	133422	50RB#0	22.51	PASS
Band71	15MHz	QPSK	133197	1RB#0	24.44	PASS
Band71	15MHz	QPSK	133197	1RB#38	24.52	PASS
Band71	15MHz	QPSK	133197	1RB#74	24.43	PASS
Band71	15MHz	QPSK	133197	38RB#0	23.39	PASS
Band71	15MHz	QPSK	133197	38RB#18	23.48	PASS
Band71	15MHz	QPSK	133197	38RB#37	23.42	PASS
Band71	15MHz	QPSK	133197	75RB#0	23.32	PASS

Band71	15MHz	QPSK	133297	1RB#0	24.31	PASS
Band71	15MHz	QPSK	133297	1RB#38	24.29	PASS
Band71	15MHz	QPSK	133297	1RB#74	24.20	PASS
Band71	15MHz	QPSK	133297	38RB#0	23.51	PASS
Band71	15MHz	QPSK	133297	38RB#18	23.52	PASS
Band71	15MHz	QPSK	133297	38RB#37	23.41	PASS
Band71	15MHz	QPSK	133297	75RB#0	23.35	PASS
Band71	15MHz	QPSK	133397	1RB#0	24.27	PASS
Band71	15MHz	QPSK	133397	1RB#38	24.38	PASS
Band71	15MHz	QPSK	133397	1RB#74	24.33	PASS
Band71	15MHz	QPSK	133397	38RB#0	23.11	PASS
Band71	15MHz	QPSK	133397	38RB#18	23.19	PASS
Band71	15MHz	QPSK	133397	38RB#37	23.13	PASS
Band71	15MHz	QPSK	133397	75RB#0	23.53	PASS
Band71	15MHz	16QAM	133197	1RB#0	23.39	PASS
Band71	15MHz	16QAM	133197	1RB#38	23.52	PASS
Band71	15MHz	16QAM	133197	1RB#74	23.46	PASS
Band71	15MHz	16QAM	133197	38RB#0	23.38	PASS
Band71	15MHz	16QAM	133197	38RB#18	23.52	PASS
Band71	15MHz	16QAM	133197	38RB#37	23.47	PASS
Band71	15MHz	16QAM	133197	75RB#0	22.26	PASS
Band71	15MHz	16QAM	133297	1RB#0	23.51	PASS
Band71	15MHz	16QAM	133297	1RB#38	23.51	PASS
Band71	15MHz	16QAM	133297	1RB#74	23.42	PASS
Band71	15MHz	16QAM	133297	38RB#0	23.50	PASS
Band71	15MHz	16QAM	133297	38RB#18	23.51	PASS
Band71	15MHz	16QAM	133297	38RB#37	23.40	PASS
Band71	15MHz	16QAM	133297	75RB#0	22.36	PASS
Band71	15MHz	16QAM	133397	1RB#0	23.11	PASS
Band71	15MHz	16QAM	133397	1RB#38	23.18	PASS
Band71	15MHz	16QAM	133397	1RB#74	23.14	PASS
Band71	15MHz	16QAM	133397	38RB#0	23.11	PASS
Band71	15MHz	16QAM	133397	38RB#18	23.17	PASS
Band71	15MHz	16QAM	133397	38RB#37	23.13	PASS
Band71	15MHz	16QAM	133397	75RB#0	22.51	PASS
Band71	20MHz	QPSK	133222	1RB#0	24.47	PASS
Band71	20MHz	QPSK	133222	1RB#49	24.69	PASS

Band71	20MHz	QPSK	133222	1RB#99	24.50	PASS
Band71	20MHz	QPSK	133222	50RB#0	23.33	PASS
Band71	20MHz	QPSK	133222	50RB#25	23.31	PASS
Band71	20MHz	QPSK	133222	50RB#50	23.49	PASS
Band71	20MHz	QPSK	133222	100RB#0	23.41	PASS
Band71	20MHz	QPSK	133322	1RB#0	24.30	PASS
Band71	20MHz	QPSK	133322	1RB#49	24.34	PASS
Band71	20MHz	QPSK	133322	1RB#99	24.35	PASS
Band71	20MHz	QPSK	133322	50RB#0	23.37	PASS
Band71	20MHz	QPSK	133322	50RB#25	23.36	PASS
Band71	20MHz	QPSK	133322	50RB#50	23.33	PASS
Band71	20MHz	QPSK	133322	100RB#0	23.32	PASS
Band71	20MHz	QPSK	133372	1RB#0	24.37	PASS
Band71	20MHz	QPSK	133372	1RB#49	24.33	PASS
Band71	20MHz	QPSK	133372	1RB#99	24.32	PASS
Band71	20MHz	QPSK	133372	50RB#0	23.45	PASS
Band71	20MHz	QPSK	133372	50RB#25	23.45	PASS
Band71	20MHz	QPSK	133372	50RB#50	23.50	PASS
Band71	20MHz	QPSK	133372	100RB#0	23.40	PASS
Band71	20MHz	16QAM	133222	1RB#0	23.27	PASS
Band71	20MHz	16QAM	133222	1RB#49	23.44	PASS
Band71	20MHz	16QAM	133222	1RB#99	23.30	PASS
Band71	20MHz	16QAM	133222	50RB#0	22.28	PASS
Band71	20MHz	16QAM	133222	50RB#25	22.28	PASS
Band71	20MHz	16QAM	133222	50RB#50	22.44	PASS
Band71	20MHz	16QAM	133222	100RB#0	22.38	PASS
Band71	20MHz	16QAM	133322	1RB#0	23.58	PASS
Band71	20MHz	16QAM	133322	1RB#49	23.62	PASS
Band71	20MHz	16QAM	133322	1RB#99	23.60	PASS
Band71	20MHz	16QAM	133322	50RB#0	22.33	PASS
Band71	20MHz	16QAM	133322	50RB#25	22.33	PASS
Band71	20MHz	16QAM	133322	50RB#50	22.34	PASS
Band71	20MHz	16QAM	133322	100RB#0	22.28	PASS
Band71	20MHz	16QAM	133372	1RB#0	23.16	PASS
Band71	20MHz	16QAM	133372	1RB#49	23.24	PASS
Band71	20MHz	16QAM	133372	1RB#99	23.20	PASS
Band71	20MHz	16QAM	133372	50RB#0	22.42	PASS

Band71	20MHz	16QAM	133372	50RB#25	22.44	PASS
Band71	20MHz	16QAM	133372	50RB#50	22.50	PASS
Band71	20MHz	16QAM	133372	100RB#0	22.40	PASS

5G NR:

Band	SCS	Bandwidth	Modulation	Channel	RB Config	Power (dBm)	Power Class	Verdict
N5	15	5	DFT-PI2BPSK	L	Edge_1RB_Left	23.13	PC3	PASS
N5	15	5	DFT-PI2BPSK	L	Edge_1RB_Right	23.03	PC3	PASS
N5	15	5	DFT-PI2BPSK	L	Outer_Full	23.10	PC3	PASS
N5	15	5	DFT-PI2BPSK	L	Inner_Full	23.05	PC3	PASS
N5	15	5	DFT-QPSK	L	Edge_1RB_Left	22.07	PC3	PASS
N5	15	5	DFT-QPSK	L	Edge_1RB_Right	21.85	PC3	PASS
N5	15	5	DFT-QPSK	L	Outer_Full	22.03	PC3	PASS
N5	15	5	DFT-QPSK	L	Inner_Full	23.04	PC3	PASS
N5	15	5	DFT-16QAM	L	Edge_1RB_Left	21.81	PC3	PASS
N5	15	5	DFT-16QAM	L	Edge_1RB_Right	21.61	PC3	PASS
N5	15	5	DFT-16QAM	L	Outer_Full	21.65	PC3	PASS
N5	15	5	DFT-16QAM	L	Inner_Full	21.56	PC3	PASS
N5	15	5	DFT-64QAM	L	Edge_1RB_Left	19.47	PC3	PASS
N5	15	5	DFT-64QAM	L	Edge_1RB_Right	19.31	PC3	PASS
N5	15	5	DFT-64QAM	L	Outer_Full	19.56	PC3	PASS
N5	15	5	DFT-64QAM	L	Inner_Full	19.57	PC3	PASS
N5	15	5	DFT-256QAM	L	Edge_1RB_Left	19.48	PC3	PASS
N5	15	5	DFT-256QAM	L	Edge_1RB_Right	19.31	PC3	PASS
N5	15	5	DFT-256QAM	L	Outer_Full	19.57	PC3	PASS
N5	15	5	DFT-256QAM	L	Inner_Full	19.56	PC3	PASS
N5	15	5	CP-QPSK	L	Edge_1RB_Left	22.13	PC3	PASS
N5	15	5	CP-QPSK	L	Edge_1RB_Right	21.92	PC3	PASS
N5	15	5	CP-QPSK	L	Outer_Full	22.07	PC3	PASS
N5	15	5	CP-QPSK	L	Inner_Full	22.08	PC3	PASS
N5	15	5	CP-16QAM	L	Edge_1RB_Left	21.76	PC3	PASS
N5	15	5	CP-16QAM	L	Edge_1RB_Right	21.66	PC3	PASS
N5	15	5	CP-16QAM	L	Outer_Full	21.59	PC3	PASS
N5	15	5	CP-16QAM	L	Inner_Full	21.59	PC3	PASS
N5	15	5	CP-64QAM	L	Edge_1RB_Left	19.47	PC3	PASS
N5	15	5	CP-64QAM	L	Edge_1RB_Right	19.43	PC3	PASS
N5	15	5	CP-64QAM	L	Outer_Full	19.56	PC3	PASS
N5	15	5	CP-64QAM	L	Inner_Full	19.57	PC3	PASS
N5	15	5	CP-256QAM	L	Edge_1RB_Left	19.46	PC3	PASS

N5	15	5	CP-256QAM	L	Edge_1RB_Right	19.30	PC3	PASS
N5	15	5	CP-256QAM	L	Outer_Full	19.56	PC3	PASS
N5	15	5	CP-256QAM	L	Inner_Full	19.55	PC3	PASS
N5	15	5	DFT-PI2BPSK	M	Edge_1RB_Left	20.93	PC3	PASS
N5	15	5	DFT-PI2BPSK	M	Edge_1RB_Right	21.00	PC3	PASS
N5	15	5	DFT-PI2BPSK	M	Outer_Full	20.98	PC3	PASS
N5	15	5	DFT-PI2BPSK	M	Inner_Full	22.55	PC3	PASS
N5	15	5	DFT-QPSK	M	Edge_1RB_Left	21.11	PC3	PASS
N5	15	5	DFT-QPSK	M	Edge_1RB_Right	20.96	PC3	PASS
N5	15	5	DFT-QPSK	M	Outer_Full	20.97	PC3	PASS
N5	15	5	DFT-QPSK	M	Inner_Full	22.68	PC3	PASS
N5	15	5	DFT-16QAM	M	Edge_1RB_Left	21.60	PC3	PASS
N5	15	5	DFT-16QAM	M	Edge_1RB_Right	21.70	PC3	PASS
N5	15	5	DFT-16QAM	M	Outer_Full	21.13	PC3	PASS
N5	15	5	DFT-16QAM	M	Inner_Full	21.92	PC3	PASS
N5	15	5	DFT-64QAM	M	Edge_1RB_Left	20.54	PC3	PASS
N5	15	5	DFT-64QAM	M	Edge_1RB_Right	20.44	PC3	PASS
N5	15	5	DFT-64QAM	M	Outer_Full	20.55	PC3	PASS
N5	15	5	DFT-64QAM	M	Inner_Full	20.68	PC3	PASS
N5	15	5	DFT-256QAM	M	Edge_1RB_Left	20.61	PC3	PASS
N5	15	5	DFT-256QAM	M	Edge_1RB_Right	20.45	PC3	PASS
N5	15	5	DFT-256QAM	M	Outer_Full	20.54	PC3	PASS
N5	15	5	DFT-256QAM	M	Inner_Full	20.68	PC3	PASS
N5	15	5	CP-QPSK	M	Edge_1RB_Left	21.07	PC3	PASS
N5	15	5	CP-QPSK	M	Edge_1RB_Right	21.05	PC3	PASS
N5	15	5	CP-QPSK	M	Outer_Full	21.01	PC3	PASS
N5	15	5	CP-QPSK	M	Inner_Full	22.50	PC3	PASS
N5	15	5	CP-16QAM	M	Edge_1RB_Left	21.64	PC3	PASS
N5	15	5	CP-16QAM	M	Edge_1RB_Right	21.68	PC3	PASS
N5	15	5	CP-16QAM	M	Outer_Full	21.09	PC3	PASS
N5	15	5	CP-16QAM	M	Inner_Full	22.01	PC3	PASS
N5	15	5	CP-64QAM	M	Edge_1RB_Left	20.60	PC3	PASS
N5	15	5	CP-64QAM	M	Edge_1RB_Right	20.44	PC3	PASS
N5	15	5	CP-64QAM	M	Outer_Full	20.64	PC3	PASS
N5	15	5	CP-64QAM	M	Inner_Full	20.46	PC3	PASS
N5	15	5	CP-256QAM	M	Edge_1RB_Left	20.60	PC3	PASS
N5	15	5	CP-256QAM	M	Edge_1RB_Right	20.44	PC3	PASS
N5	15	5	CP-256QAM	M	Outer_Full	20.55	PC3	PASS
N5	15	5	CP-256QAM	M	Inner_Full	20.46	PC3	PASS
N5	15	5	DFT-PI2BPSK	H	Edge_1RB_Left	20.81	PC3	PASS
N5	15	5	DFT-PI2BPSK	H	Edge_1RB_Right	20.66	PC3	PASS
N5	15	5	DFT-PI2BPSK	H	Outer_Full	20.82	PC3	PASS

N5	15	5	DFT-PI2BPSK	H	Inner_Full	22.45	PC3	PASS
N5	15	5	DFT-QPSK	H	Edge_1RB_Left	20.94	PC3	PASS
N5	15	5	DFT-QPSK	H	Edge_1RB_Right	20.57	PC3	PASS
N5	15	5	DFT-QPSK	H	Outer_Full	20.82	PC3	PASS
N5	15	5	DFT-QPSK	H	Inner_Full	22.47	PC3	PASS
N5	15	5	DFT-16QAM	H	Edge_1RB_Left	21.48	PC3	PASS
N5	15	5	DFT-16QAM	H	Edge_1RB_Right	20.73	PC3	PASS
N5	15	5	DFT-16QAM	H	Outer_Full	20.88	PC3	PASS
N5	15	5	DFT-16QAM	H	Inner_Full	21.79	PC3	PASS
N5	15	5	DFT-64QAM	H	Edge_1RB_Left	20.49	PC3	PASS
N5	15	5	DFT-64QAM	H	Edge_1RB_Right	20.28	PC3	PASS
N5	15	5	DFT-64QAM	H	Outer_Full	20.38	PC3	PASS
N5	15	5	DFT-64QAM	H	Inner_Full	20.47	PC3	PASS
N5	15	5	DFT-256QAM	H	Edge_1RB_Left	20.63	PC3	PASS
N5	15	5	DFT-256QAM	H	Edge_1RB_Right	20.24	PC3	PASS
N5	15	5	DFT-256QAM	H	Outer_Full	20.35	PC3	PASS
N5	15	5	DFT-256QAM	H	Inner_Full	20.41	PC3	PASS
N5	15	5	CP-QPSK	H	Edge_1RB_Left	20.96	PC3	PASS
N5	15	5	CP-QPSK	H	Edge_1RB_Right	20.60	PC3	PASS
N5	15	5	CP-QPSK	H	Outer_Full	20.98	PC3	PASS
N5	15	5	CP-QPSK	H	Inner_Full	22.25	PC3	PASS
N5	15	5	CP-16QAM	H	Edge_1RB_Left	20.88	PC3	PASS
N5	15	5	CP-16QAM	H	Edge_1RB_Right	21.23	PC3	PASS
N5	15	5	CP-16QAM	H	Outer_Full	20.94	PC3	PASS
N5	15	5	CP-16QAM	H	Inner_Full	21.88	PC3	PASS
N5	15	5	CP-64QAM	H	Edge_1RB_Left	20.52	PC3	PASS
N5	15	5	CP-64QAM	H	Edge_1RB_Right	20.24	PC3	PASS
N5	15	5	CP-64QAM	H	Outer_Full	20.45	PC3	PASS
N5	15	5	CP-64QAM	H	Inner_Full	20.22	PC3	PASS
N5	15	5	CP-256QAM	H	Edge_1RB_Left	20.52	PC3	PASS
N5	15	5	CP-256QAM	H	Edge_1RB_Right	20.43	PC3	PASS
N5	15	5	CP-256QAM	H	Outer_Full	20.35	PC3	PASS
N5	15	5	CP-256QAM	H	Inner_Full	20.21	PC3	PASS
N5	15	10	DFT-PI2BPSK	L	Edge_1RB_Left	20.86	PC3	PASS
N5	15	10	DFT-PI2BPSK	L	Edge_1RB_Right	20.76	PC3	PASS
N5	15	10	DFT-PI2BPSK	L	Outer_Full	21.03	PC3	PASS
N5	15	10	DFT-PI2BPSK	L	Inner_Full	22.64	PC3	PASS
N5	15	10	DFT-QPSK	L	Edge_1RB_Left	21.11	PC3	PASS
N5	15	10	DFT-QPSK	L	Edge_1RB_Right	20.98	PC3	PASS
N5	15	10	DFT-QPSK	L	Outer_Full	21.10	PC3	PASS
N5	15	10	DFT-QPSK	L	Inner_Full	22.54	PC3	PASS
N5	15	10	DFT-16QAM	L	Edge_1RB_Left	21.37	PC3	PASS

N5	15	10	DFT-16QAM	L	Edge_1RB_Right	21.40	PC3	PASS
N5	15	10	DFT-16QAM	L	Outer_Full	21.04	PC3	PASS
N5	15	10	DFT-16QAM	L	Inner_Full	22.11	PC3	PASS
N5	15	10	DFT-64QAM	L	Edge_1RB_Left	20.67	PC3	PASS
N5	15	10	DFT-64QAM	L	Edge_1RB_Right	20.46	PC3	PASS
N5	15	10	DFT-64QAM	L	Outer_Full	20.63	PC3	PASS
N5	15	10	DFT-64QAM	L	Inner_Full	20.55	PC3	PASS
N5	15	10	DFT-256QAM	L	Edge_1RB_Left	20.54	PC3	PASS
N5	15	10	DFT-256QAM	L	Edge_1RB_Right	20.47	PC3	PASS
N5	15	10	DFT-256QAM	L	Outer_Full	20.53	PC3	PASS
N5	15	10	DFT-256QAM	L	Inner_Full	20.64	PC3	PASS
N5	15	10	CP-QPSK	L	Edge_1RB_Left	21.15	PC3	PASS
N5	15	10	CP-QPSK	L	Edge_1RB_Right	20.93	PC3	PASS
N5	15	10	CP-QPSK	L	Outer_Full	21.06	PC3	PASS
N5	15	10	CP-QPSK	L	Inner_Full	22.67	PC3	PASS
N5	15	10	CP-16QAM	L	Edge_1RB_Left	21.62	PC3	PASS
N5	15	10	CP-16QAM	L	Edge_1RB_Right	21.68	PC3	PASS
N5	15	10	CP-16QAM	L	Outer_Full	20.96	PC3	PASS
N5	15	10	CP-16QAM	L	Inner_Full	22.06	PC3	PASS
N5	15	10	CP-64QAM	L	Edge_1RB_Left	20.54	PC3	PASS
N5	15	10	CP-64QAM	L	Edge_1RB_Right	20.44	PC3	PASS
N5	15	10	CP-64QAM	L	Outer_Full	20.56	PC3	PASS
N5	15	10	CP-64QAM	L	Inner_Full	20.61	PC3	PASS
N5	15	10	CP-256QAM	L	Edge_1RB_Left	20.53	PC3	PASS
N5	15	10	CP-256QAM	L	Edge_1RB_Right	20.43	PC3	PASS
N5	15	10	CP-256QAM	L	Outer_Full	20.52	PC3	PASS
N5	15	10	CP-256QAM	L	Inner_Full	20.58	PC3	PASS
N5	15	10	DFT-PI2BPSK	M	Edge_1RB_Left	20.68	PC3	PASS
N5	15	10	DFT-PI2BPSK	M	Edge_1RB_Right	20.81	PC3	PASS
N5	15	10	DFT-PI2BPSK	M	Outer_Full	20.96	PC3	PASS
N5	15	10	DFT-PI2BPSK	M	Inner_Full	22.65	PC3	PASS
N5	15	10	DFT-QPSK	M	Edge_1RB_Left	21.05	PC3	PASS
N5	15	10	DFT-QPSK	M	Edge_1RB_Right	21.00	PC3	PASS
N5	15	10	DFT-QPSK	M	Outer_Full	21.03	PC3	PASS
N5	15	10	DFT-QPSK	M	Inner_Full	22.53	PC3	PASS
N5	15	10	DFT-16QAM	M	Edge_1RB_Left	21.56	PC3	PASS
N5	15	10	DFT-16QAM	M	Edge_1RB_Right	21.49	PC3	PASS
N5	15	10	DFT-16QAM	M	Outer_Full	20.97	PC3	PASS
N5	15	10	DFT-16QAM	M	Inner_Full	22.06	PC3	PASS
N5	15	10	DFT-64QAM	M	Edge_1RB_Left	20.52	PC3	PASS
N5	15	10	DFT-64QAM	M	Edge_1RB_Right	20.32	PC3	PASS
N5	15	10	DFT-64QAM	M	Outer_Full	20.59	PC3	PASS

N5	15	10	DFT-64QAM	M	Inner_Full	20.62	PC3	PASS
N5	15	10	DFT-256QAM	M	Edge_1RB_Left	20.43	PC3	PASS
N5	15	10	DFT-256QAM	M	Edge_1RB_Right	20.33	PC3	PASS
N5	15	10	DFT-256QAM	M	Outer_Full	20.58	PC3	PASS
N5	15	10	DFT-256QAM	M	Inner_Full	20.61	PC3	PASS
N5	15	10	CP-QPSK	M	Edge_1RB_Left	21.04	PC3	PASS
N5	15	10	CP-QPSK	M	Edge_1RB_Right	20.99	PC3	PASS
N5	15	10	CP-QPSK	M	Outer_Full	21.06	PC3	PASS
N5	15	10	CP-QPSK	M	Inner_Full	22.54	PC3	PASS
N5	15	10	CP-16QAM	M	Edge_1RB_Left	21.54	PC3	PASS
N5	15	10	CP-16QAM	M	Edge_1RB_Right	21.56	PC3	PASS
N5	15	10	CP-16QAM	M	Outer_Full	20.92	PC3	PASS
N5	15	10	CP-16QAM	M	Inner_Full	22.06	PC3	PASS
N5	15	10	CP-64QAM	M	Edge_1RB_Left	20.51	PC3	PASS
N5	15	10	CP-64QAM	M	Edge_1RB_Right	20.32	PC3	PASS
N5	15	10	CP-64QAM	M	Outer_Full	20.69	PC3	PASS
N5	15	10	CP-64QAM	M	Inner_Full	20.62	PC3	PASS
N5	15	10	CP-256QAM	M	Edge_1RB_Left	20.51	PC3	PASS
N5	15	10	CP-256QAM	M	Edge_1RB_Right	20.32	PC3	PASS
N5	15	10	CP-256QAM	M	Outer_Full	20.48	PC3	PASS
N5	15	10	CP-256QAM	M	Inner_Full	20.53	PC3	PASS
N5	15	10	DFT-PI2BPSK	H	Edge_1RB_Left	20.72	PC3	PASS
N5	15	10	DFT-PI2BPSK	H	Edge_1RB_Right	20.64	PC3	PASS
N5	15	10	DFT-PI2BPSK	H	Outer_Full	20.83	PC3	PASS
N5	15	10	DFT-PI2BPSK	H	Inner_Full	22.47	PC3	PASS
N5	15	10	DFT-QPSK	H	Edge_1RB_Left	21.00	PC3	PASS
N5	15	10	DFT-QPSK	H	Edge_1RB_Right	20.80	PC3	PASS
N5	15	10	DFT-QPSK	H	Outer_Full	20.90	PC3	PASS
N5	15	10	DFT-QPSK	H	Inner_Full	22.40	PC3	PASS
N5	15	10	DFT-16QAM	H	Edge_1RB_Left	21.70	PC3	PASS
N5	15	10	DFT-16QAM	H	Edge_1RB_Right	21.12	PC3	PASS
N5	15	10	DFT-16QAM	H	Outer_Full	20.89	PC3	PASS
N5	15	10	DFT-16QAM	H	Inner_Full	21.89	PC3	PASS
N5	15	10	DFT-64QAM	H	Edge_1RB_Left	20.41	PC3	PASS
N5	15	10	DFT-64QAM	H	Edge_1RB_Right	20.23	PC3	PASS
N5	15	10	DFT-64QAM	H	Outer_Full	20.49	PC3	PASS
N5	15	10	DFT-64QAM	H	Inner_Full	20.48	PC3	PASS
N5	15	10	DFT-256QAM	H	Edge_1RB_Left	20.39	PC3	PASS
N5	15	10	DFT-256QAM	H	Edge_1RB_Right	20.34	PC3	PASS
N5	15	10	DFT-256QAM	H	Outer_Full	20.46	PC3	PASS
N5	15	10	DFT-256QAM	H	Inner_Full	20.48	PC3	PASS
N5	15	10	CP-QPSK	H	Edge_1RB_Left	20.99	PC3	PASS

N5	15	10	CP-QPSK	H	Edge_1RB_Right	20.81	PC3	PASS
N5	15	10	CP-QPSK	H	Outer_Full	20.92	PC3	PASS
N5	15	10	CP-QPSK	H	Inner_Full	22.48	PC3	PASS
N5	15	10	CP-16QAM	H	Edge_1RB_Left	21.36	PC3	PASS
N5	15	10	CP-16QAM	H	Edge_1RB_Right	21.42	PC3	PASS
N5	15	10	CP-16QAM	H	Outer_Full	20.86	PC3	PASS
N5	15	10	CP-16QAM	H	Inner_Full	21.91	PC3	PASS
N5	15	10	CP-64QAM	H	Edge_1RB_Left	20.49	PC3	PASS
N5	15	10	CP-64QAM	H	Edge_1RB_Right	20.22	PC3	PASS
N5	15	10	CP-64QAM	H	Outer_Full	20.38	PC3	PASS
N5	15	10	CP-64QAM	H	Inner_Full	20.45	PC3	PASS
N5	15	10	CP-256QAM	H	Edge_1RB_Left	20.39	PC3	PASS
N5	15	10	CP-256QAM	H	Edge_1RB_Right	20.23	PC3	PASS
N5	15	10	CP-256QAM	H	Outer_Full	20.50	PC3	PASS
N5	15	10	CP-256QAM	H	Inner_Full	20.37	PC3	PASS
N5	15	15	DFT-PI2BPSK	L	Edge_1RB_Left	20.91	PC3	PASS
N5	15	15	DFT-PI2BPSK	L	Edge_1RB_Right	20.76	PC3	PASS
N5	15	15	DFT-PI2BPSK	L	Outer_Full	21.10	PC3	PASS
N5	15	15	DFT-PI2BPSK	L	Inner_Full	22.62	PC3	PASS
N5	15	15	DFT-QPSK	L	Edge_1RB_Left	21.26	PC3	PASS
N5	15	15	DFT-QPSK	L	Edge_1RB_Right	20.94	PC3	PASS
N5	15	15	DFT-QPSK	L	Outer_Full	21.12	PC3	PASS
N5	15	15	DFT-QPSK	L	Inner_Full	22.65	PC3	PASS
N5	15	15	DFT-16QAM	L	Edge_1RB_Left	21.75	PC3	PASS
N5	15	15	DFT-16QAM	L	Edge_1RB_Right	21.67	PC3	PASS
N5	15	15	DFT-16QAM	L	Outer_Full	21.16	PC3	PASS
N5	15	15	DFT-16QAM	L	Inner_Full	22.05	PC3	PASS
N5	15	15	DFT-64QAM	L	Edge_1RB_Left	20.63	PC3	PASS
N5	15	15	DFT-64QAM	L	Edge_1RB_Right	20.43	PC3	PASS
N5	15	15	DFT-64QAM	L	Outer_Full	20.71	PC3	PASS
N5	15	15	DFT-64QAM	L	Inner_Full	20.71	PC3	PASS
N5	15	15	DFT-256QAM	L	Edge_1RB_Left	20.64	PC3	PASS
N5	15	15	DFT-256QAM	L	Edge_1RB_Right	20.42	PC3	PASS
N5	15	15	DFT-256QAM	L	Outer_Full	20.71	PC3	PASS
N5	15	15	DFT-256QAM	L	Inner_Full	20.71	PC3	PASS
N5	15	15	CP-QPSK	L	Edge_1RB_Left	21.24	PC3	PASS
N5	15	15	CP-QPSK	L	Edge_1RB_Right	21.12	PC3	PASS
N5	15	15	CP-QPSK	L	Outer_Full	21.12	PC3	PASS
N5	15	15	CP-QPSK	L	Inner_Full	22.70	PC3	PASS
N5	15	15	CP-16QAM	L	Edge_1RB_Left	21.75	PC3	PASS
N5	15	15	CP-16QAM	L	Edge_1RB_Right	21.66	PC3	PASS
N5	15	15	CP-16QAM	L	Outer_Full	21.15	PC3	PASS

N5	15	15	CP-16QAM	L	Inner_Full	22.04	PC3	PASS
N5	15	15	CP-64QAM	L	Edge_1RB_Left	20.64	PC3	PASS
N5	15	15	CP-64QAM	L	Edge_1RB_Right	20.56	PC3	PASS
N5	15	15	CP-64QAM	L	Outer_Full	20.64	PC3	PASS
N5	15	15	CP-64QAM	L	Inner_Full	20.67	PC3	PASS
N5	15	15	CP-256QAM	L	Edge_1RB_Left	20.63	PC3	PASS
N5	15	15	CP-256QAM	L	Edge_1RB_Right	20.55	PC3	PASS
N5	15	15	CP-256QAM	L	Outer_Full	20.64	PC3	PASS
N5	15	15	CP-256QAM	L	Inner_Full	20.69	PC3	PASS
N5	15	15	DFT-PI2BPSK	M	Edge_1RB_Left	20.92	PC3	PASS
N5	15	15	DFT-PI2BPSK	M	Edge_1RB_Right	20.87	PC3	PASS
N5	15	15	DFT-PI2BPSK	M	Outer_Full	21.05	PC3	PASS
N5	15	15	DFT-PI2BPSK	M	Inner_Full	22.47	PC3	PASS
N5	15	15	DFT-QPSK	M	Edge_1RB_Left	21.19	PC3	PASS
N5	15	15	DFT-QPSK	M	Edge_1RB_Right	20.85	PC3	PASS
N5	15	15	DFT-QPSK	M	Outer_Full	21.07	PC3	PASS
N5	15	15	DFT-QPSK	M	Inner_Full	22.58	PC3	PASS
N5	15	15	DFT-16QAM	M	Edge_1RB_Left	21.69	PC3	PASS
N5	15	15	DFT-16QAM	M	Edge_1RB_Right	21.35	PC3	PASS
N5	15	15	DFT-16QAM	M	Outer_Full	21.03	PC3	PASS
N5	15	15	DFT-16QAM	M	Inner_Full	21.96	PC3	PASS
N5	15	15	DFT-64QAM	M	Edge_1RB_Left	20.63	PC3	PASS
N5	15	15	DFT-64QAM	M	Edge_1RB_Right	20.53	PC3	PASS
N5	15	15	DFT-64QAM	M	Outer_Full	20.63	PC3	PASS
N5	15	15	DFT-64QAM	M	Inner_Full	20.65	PC3	PASS
N5	15	15	DFT-256QAM	M	Edge_1RB_Left	20.65	PC3	PASS
N5	15	15	DFT-256QAM	M	Edge_1RB_Right	20.32	PC3	PASS
N5	15	15	DFT-256QAM	M	Outer_Full	20.60	PC3	PASS
N5	15	15	DFT-256QAM	M	Inner_Full	20.65	PC3	PASS
N5	15	15	CP-QPSK	M	Edge_1RB_Left	21.15	PC3	PASS
N5	15	15	CP-QPSK	M	Edge_1RB_Right	20.88	PC3	PASS
N5	15	15	CP-QPSK	M	Outer_Full	21.07	PC3	PASS
N5	15	15	CP-QPSK	M	Inner_Full	22.47	PC3	PASS
N5	15	15	CP-16QAM	M	Edge_1RB_Left	21.77	PC3	PASS
N5	15	15	CP-16QAM	M	Edge_1RB_Right	21.53	PC3	PASS
N5	15	15	CP-16QAM	M	Outer_Full	21.08	PC3	PASS
N5	15	15	CP-16QAM	M	Inner_Full	21.96	PC3	PASS
N5	15	15	CP-64QAM	M	Edge_1RB_Left	20.84	PC3	PASS
N5	15	15	CP-64QAM	M	Edge_1RB_Right	20.32	PC3	PASS
N5	15	15	CP-64QAM	M	Outer_Full	20.52	PC3	PASS
N5	15	15	CP-64QAM	M	Inner_Full	20.62	PC3	PASS
N5	15	15	CP-256QAM	M	Edge_1RB_Left	20.69	PC3	PASS

N5	15	15	CP-256QAM	M	Edge_1RB_Right	20.36	PC3	PASS
N5	15	15	CP-256QAM	M	Outer_Full	20.62	PC3	PASS
N5	15	15	CP-256QAM	M	Inner_Full	20.60	PC3	PASS
N5	15	15	DFT-PI2BPSK	H	Edge_1RB_Left	20.99	PC3	PASS
N5	15	15	DFT-PI2BPSK	H	Edge_1RB_Right	20.66	PC3	PASS
N5	15	15	DFT-PI2BPSK	H	Outer_Full	20.99	PC3	PASS
N5	15	15	DFT-PI2BPSK	H	Inner_Full	22.48	PC3	PASS
N5	15	15	DFT-QPSK	H	Edge_1RB_Left	20.93	PC3	PASS
N5	15	15	DFT-QPSK	H	Edge_1RB_Right	20.74	PC3	PASS
N5	15	15	DFT-QPSK	H	Outer_Full	20.92	PC3	PASS
N5	15	15	DFT-QPSK	H	Inner_Full	22.48	PC3	PASS
N5	15	15	DFT-16QAM	H	Edge_1RB_Left	21.78	PC3	PASS
N5	15	15	DFT-16QAM	H	Edge_1RB_Right	21.49	PC3	PASS
N5	15	15	DFT-16QAM	H	Outer_Full	20.90	PC3	PASS
N5	15	15	DFT-16QAM	H	Inner_Full	21.95	PC3	PASS
N5	15	15	DFT-64QAM	H	Edge_1RB_Left	20.52	PC3	PASS
N5	15	15	DFT-64QAM	H	Edge_1RB_Right	20.32	PC3	PASS
N5	15	15	DFT-64QAM	H	Outer_Full	20.54	PC3	PASS
N5	15	15	DFT-64QAM	H	Inner_Full	20.59	PC3	PASS
N5	15	15	DFT-256QAM	H	Edge_1RB_Left	20.58	PC3	PASS
N5	15	15	DFT-256QAM	H	Edge_1RB_Right	20.31	PC3	PASS
N5	15	15	DFT-256QAM	H	Outer_Full	20.55	PC3	PASS
N5	15	15	DFT-256QAM	H	Inner_Full	20.59	PC3	PASS
N5	15	15	CP-QPSK	H	Edge_1RB_Left	20.96	PC3	PASS
N5	15	15	CP-QPSK	H	Edge_1RB_Right	20.67	PC3	PASS
N5	15	15	CP-QPSK	H	Outer_Full	21.00	PC3	PASS
N5	15	15	CP-QPSK	H	Inner_Full	22.51	PC3	PASS
N5	15	15	CP-16QAM	H	Edge_1RB_Left	21.82	PC3	PASS
N5	15	15	CP-16QAM	H	Edge_1RB_Right	20.81	PC3	PASS
N5	15	15	CP-16QAM	H	Outer_Full	21.01	PC3	PASS
N5	15	15	CP-16QAM	H	Inner_Full	21.91	PC3	PASS
N5	15	15	CP-64QAM	H	Edge_1RB_Left	20.62	PC3	PASS
N5	15	15	CP-64QAM	H	Edge_1RB_Right	20.24	PC3	PASS
N5	15	15	CP-64QAM	H	Outer_Full	20.60	PC3	PASS
N5	15	15	CP-64QAM	H	Inner_Full	20.52	PC3	PASS
N5	15	15	CP-256QAM	H	Edge_1RB_Left	20.59	PC3	PASS
N5	15	15	CP-256QAM	H	Edge_1RB_Right	20.39	PC3	PASS
N5	15	15	CP-256QAM	H	Outer_Full	20.49	PC3	PASS
N5	15	15	CP-256QAM	H	Inner_Full	20.51	PC3	PASS
N5	15	20	DFT-PI2BPSK	L	Edge_1RB_Left	20.99	PC3	PASS
N5	15	20	DFT-PI2BPSK	L	Edge_1RB_Right	20.68	PC3	PASS
N5	15	20	DFT-PI2BPSK	L	Outer_Full	21.15	PC3	PASS

N5	15	20	DFT-PI2BPSK	L	Inner_Full	22.65	PC3	PASS
N5	15	20	DFT-QPSK	L	Edge_1RB_Left	21.24	PC3	PASS
N5	15	20	DFT-QPSK	L	Edge_1RB_Right	20.80	PC3	PASS
N5	15	20	DFT-QPSK	L	Outer_Full	21.08	PC3	PASS
N5	15	20	DFT-QPSK	L	Inner_Full	22.60	PC3	PASS
N5	15	20	DFT-16QAM	L	Edge_1RB_Left	21.78	PC3	PASS
N5	15	20	DFT-16QAM	L	Edge_1RB_Right	21.47	PC3	PASS
N5	15	20	DFT-16QAM	L	Outer_Full	21.03	PC3	PASS
N5	15	20	DFT-16QAM	L	Inner_Full	22.06	PC3	PASS
N5	15	20	DFT-64QAM	L	Edge_1RB_Left	20.78	PC3	PASS
N5	15	20	DFT-64QAM	L	Edge_1RB_Right	20.40	PC3	PASS
N5	15	20	DFT-64QAM	L	Outer_Full	20.64	PC3	PASS
N5	15	20	DFT-64QAM	L	Inner_Full	20.61	PC3	PASS
N5	15	20	DFT-256QAM	L	Edge_1RB_Left	20.78	PC3	PASS
N5	15	20	DFT-256QAM	L	Edge_1RB_Right	20.41	PC3	PASS
N5	15	20	DFT-256QAM	L	Outer_Full	20.63	PC3	PASS
N5	15	20	DFT-256QAM	L	Inner_Full	20.51	PC3	PASS
N5	15	20	CP-QPSK	L	Edge_1RB_Left	21.23	PC3	PASS
N5	15	20	CP-QPSK	L	Edge_1RB_Right	20.78	PC3	PASS
N5	15	20	CP-QPSK	L	Outer_Full	21.03	PC3	PASS
N5	15	20	CP-QPSK	L	Inner_Full	22.56	PC3	PASS
N5	15	20	CP-16QAM	L	Edge_1RB_Left	21.78	PC3	PASS
N5	15	20	CP-16QAM	L	Edge_1RB_Right	21.47	PC3	PASS
N5	15	20	CP-16QAM	L	Outer_Full	21.03	PC3	PASS
N5	15	20	CP-16QAM	L	Inner_Full	22.16	PC3	PASS
N5	15	20	CP-64QAM	L	Edge_1RB_Left	20.82	PC3	PASS
N5	15	20	CP-64QAM	L	Edge_1RB_Right	20.43	PC3	PASS
N5	15	20	CP-64QAM	L	Outer_Full	20.58	PC3	PASS
N5	15	20	CP-64QAM	L	Inner_Full	20.62	PC3	PASS
N5	15	20	CP-256QAM	L	Edge_1RB_Left	20.77	PC3	PASS
N5	15	20	CP-256QAM	L	Edge_1RB_Right	20.40	PC3	PASS
N5	15	20	CP-256QAM	L	Outer_Full	20.57	PC3	PASS
N5	15	20	CP-256QAM	L	Inner_Full	20.81	PC3	PASS
N5	15	20	DFT-PI2BPSK	M	Edge_1RB_Left	20.93	PC3	PASS
N5	15	20	DFT-PI2BPSK	M	Edge_1RB_Right	20.82	PC3	PASS
N5	15	20	DFT-PI2BPSK	M	Outer_Full	21.11	PC3	PASS
N5	15	20	DFT-PI2BPSK	M	Inner_Full	22.50	PC3	PASS
N5	15	20	DFT-QPSK	M	Edge_1RB_Left	21.18	PC3	PASS
N5	15	20	DFT-QPSK	M	Edge_1RB_Right	20.83	PC3	PASS
N5	15	20	DFT-QPSK	M	Outer_Full	21.03	PC3	PASS
N5	15	20	DFT-QPSK	M	Inner_Full	22.49	PC3	PASS
N5	15	20	DFT-16QAM	M	Edge_1RB_Left	21.73	PC3	PASS

N5	15	20	DFT-16QAM	M	Edge_1RB_Right	21.55	PC3	PASS
N5	15	20	DFT-16QAM	M	Outer_Full	20.99	PC3	PASS
N5	15	20	DFT-16QAM	M	Inner_Full	21.95	PC3	PASS
N5	15	20	DFT-64QAM	M	Edge_1RB_Left	20.70	PC3	PASS
N5	15	20	DFT-64QAM	M	Edge_1RB_Right	20.31	PC3	PASS
N5	15	20	DFT-64QAM	M	Outer_Full	20.51	PC3	PASS
N5	15	20	DFT-64QAM	M	Inner_Full	20.53	PC3	PASS
N5	15	20	DFT-256QAM	M	Edge_1RB_Left	20.64	PC3	PASS
N5	15	20	DFT-256QAM	M	Edge_1RB_Right	20.23	PC3	PASS
N5	15	20	DFT-256QAM	M	Outer_Full	20.60	PC3	PASS
N5	15	20	DFT-256QAM	M	Inner_Full	20.61	PC3	PASS
N5	15	20	CP-QPSK	M	Edge_1RB_Left	21.18	PC3	PASS
N5	15	20	CP-QPSK	M	Edge_1RB_Right	20.79	PC3	PASS
N5	15	20	CP-QPSK	M	Outer_Full	20.97	PC3	PASS
N5	15	20	CP-QPSK	M	Inner_Full	22.62	PC3	PASS
N5	15	20	CP-16QAM	M	Edge_1RB_Left	21.69	PC3	PASS
N5	15	20	CP-16QAM	M	Edge_1RB_Right	21.46	PC3	PASS
N5	15	20	CP-16QAM	M	Outer_Full	20.96	PC3	PASS
N5	15	20	CP-16QAM	M	Inner_Full	22.01	PC3	PASS
N5	15	20	CP-64QAM	M	Edge_1RB_Left	20.67	PC3	PASS
N5	15	20	CP-64QAM	M	Edge_1RB_Right	20.26	PC3	PASS
N5	15	20	CP-64QAM	M	Outer_Full	20.54	PC3	PASS
N5	15	20	CP-64QAM	M	Inner_Full	20.56	PC3	PASS
N5	15	20	CP-256QAM	M	Edge_1RB_Left	20.65	PC3	PASS
N5	15	20	CP-256QAM	M	Edge_1RB_Right	20.21	PC3	PASS
N5	15	20	CP-256QAM	M	Outer_Full	20.49	PC3	PASS
N5	15	20	CP-256QAM	M	Inner_Full	20.56	PC3	PASS
N5	15	20	DFT-PI2BPSK	H	Edge_1RB_Left	21.17	PC3	PASS
N5	15	20	DFT-PI2BPSK	H	Edge_1RB_Right	22.72	PC3	PASS
N5	15	20	DFT-PI2BPSK	H	Outer_Full	23.50	PC3	PASS
N5	15	20	DFT-PI2BPSK	H	Inner_Full	23.26	PC3	PASS
N5	15	20	DFT-QPSK	H	Edge_1RB_Left	23.16	PC3	PASS
N5	15	20	DFT-QPSK	H	Edge_1RB_Right	22.72	PC3	PASS
N5	15	20	DFT-QPSK	H	Outer_Full	23.06	PC3	PASS
N5	15	20	DFT-QPSK	H	Inner_Full	23.06	PC3	PASS
N5	15	20	DFT-16QAM	H	Edge_1RB_Left	21.96	PC3	PASS
N5	15	20	DFT-16QAM	H	Edge_1RB_Right	21.76	PC3	PASS
N5	15	20	DFT-16QAM	H	Outer_Full	22.10	PC3	PASS
N5	15	20	DFT-16QAM	H	Inner_Full	22.91	PC3	PASS
N5	15	20	DFT-64QAM	H	Edge_1RB_Left	21.69	PC3	PASS
N5	15	20	DFT-64QAM	H	Edge_1RB_Right	21.41	PC3	PASS
N5	15	20	DFT-64QAM	H	Outer_Full	21.51	PC3	PASS

N5	15	20	DFT-64QAM	H	Inner_Full	21.47	PC3	PASS
N5	15	20	DFT-256QAM	H	Edge_1RB_Left	19.70	PC3	PASS
N5	15	20	DFT-256QAM	H	Edge_1RB_Right	19.35	PC3	PASS
N5	15	20	DFT-256QAM	H	Outer_Full	19.53	PC3	PASS
N5	15	20	DFT-256QAM	H	Inner_Full	19.48	PC3	PASS
N5	15	20	CP-QPSK	H	Edge_1RB_Left	21.20	PC3	PASS
N5	15	20	CP-QPSK	H	Edge_1RB_Right	20.64	PC3	PASS
N5	15	20	CP-QPSK	H	Outer_Full	21.09	PC3	PASS
N5	15	20	CP-QPSK	H	Inner_Full	22.62	PC3	PASS
N5	15	20	CP-16QAM	H	Edge_1RB_Left	21.10	PC3	PASS
N5	15	20	CP-16QAM	H	Edge_1RB_Right	20.81	PC3	PASS
N5	15	20	CP-16QAM	H	Outer_Full	20.96	PC3	PASS
N5	15	20	CP-16QAM	H	Inner_Full	22.01	PC3	PASS
N5	15	20	CP-64QAM	H	Edge_1RB_Left	20.54	PC3	PASS
N5	15	20	CP-64QAM	H	Edge_1RB_Right	20.32	PC3	PASS
N5	15	20	CP-64QAM	H	Outer_Full	20.53	PC3	PASS
N5	15	20	CP-64QAM	H	Inner_Full	20.53	PC3	PASS
N5	15	20	CP-256QAM	H	Edge_1RB_Left	20.79	PC3	PASS
N5	15	20	CP-256QAM	H	Edge_1RB_Right	20.19	PC3	PASS
N5	15	20	CP-256QAM	H	Outer_Full	20.63	PC3	PASS
N5	15	20	CP-256QAM	H	Inner_Full	20.62	PC3	PASS

Band	SCS	Bandwidth h	Modulation	Channel	RB Config	Power (dBm)	Power Class	Verdict
n41	30	10	DFT-PI2BPSK	L	Edge_1RB_Left	21.54	PC3	PASS
n41	30	10	DFT-PI2BPSK	L	Edge_1RB_Right	21.47	PC3	PASS
n41	30	10	DFT-PI2BPSK	L	Outer_Full	21.02	PC3	PASS
n41	30	10	DFT-PI2BPSK	L	Inner_Full	21.36	PC3	PASS
n41	30	10	DFT-QPSK	L	Edge_1RB_Left	21.45	PC3	PASS
n41	30	10	DFT-QPSK	L	Edge_1RB_Right	21.02	PC3	PASS
n41	30	10	DFT-QPSK	L	Outer_Full	21.69	PC3	PASS
n41	30	10	DFT-QPSK	L	Inner_Full	20.98	PC3	PASS
n41	30	10	DFT-16QAM	L	Edge_1RB_Left	20.99	PC3	PASS
n41	30	10	DFT-16QAM	L	Edge_1RB_Right	21.44	PC3	PASS
n41	30	10	DFT-16QAM	L	Outer_Full	21.26	PC3	PASS
n41	30	10	DFT-16QAM	L	Inner_Full	22.02	PC3	PASS
n41	30	10	DFT-64QAM	L	Edge_1RB_Left	20.68	PC3	PASS
n41	30	10	DFT-64QAM	L	Edge_1RB_Right	21.65	PC3	PASS
n41	30	10	DFT-64QAM	L	Outer_Full	21.87	PC3	PASS
n41	30	10	DFT-64QAM	L	Inner_Full	22.65	PC3	PASS
n41	30	10	DFT-256QAM	L	Edge_1RB_Left	22.17	PC3	PASS
n41	30	10	DFT-256QAM	L	Edge_1RB_Right	21.39	PC3	PASS

n41	30	10	DFT-256QAM	L	Outer_Full	21.47	PC3	PASS
n41	30	10	DFT-256QAM	L	Inner_Full	21.52	PC3	PASS
n41	30	10	CP-QPSK	L	Edge_1RB_Left	22.39	PC3	PASS
n41	30	10	CP-QPSK	L	Edge_1RB_Right	22.12	PC3	PASS
n41	30	10	CP-QPSK	L	Outer_Full	21.64	PC3	PASS
n41	30	10	CP-QPSK	L	Inner_Full	22.48	PC3	PASS
n41	30	10	CP-16QAM	L	Edge_1RB_Left	22.38	PC3	PASS
n41	30	10	CP-16QAM	L	Edge_1RB_Right	22.14	PC3	PASS
n41	30	10	CP-16QAM	L	Outer_Full	22.58	PC3	PASS
n41	30	10	CP-16QAM	L	Inner_Full	22.61	PC3	PASS
n41	30	10	CP-64QAM	L	Edge_1RB_Left	23.31	PC3	PASS
n41	30	10	CP-64QAM	L	Edge_1RB_Right	23.01	PC3	PASS
n41	30	10	CP-64QAM	L	Outer_Full	22.69	PC3	PASS
n41	30	10	CP-64QAM	L	Inner_Full	21.74	PC3	PASS
n41	30	10	CP-256QAM	L	Edge_1RB_Left	21.35	PC3	PASS
n41	30	10	CP-256QAM	L	Edge_1RB_Right	22.45	PC3	PASS
n41	30	10	CP-256QAM	L	Outer_Full	22.36	PC3	PASS
n41	30	10	CP-256QAM	L	Inner_Full	22.41	PC3	PASS
n41	30	10	DFT-PI2BPSK	M	Edge_1RB_Left	21.78	PC3	PASS
n41	30	10	DFT-PI2BPSK	M	Edge_1RB_Right	21.68	PC3	PASS
n41	30	10	DFT-PI2BPSK	M	Outer_Full	21.35	PC3	PASS
n41	30	10	DFT-PI2BPSK	M	Inner_Full	21.89	PC3	PASS
n41	30	10	DFT-QPSK	M	Edge_1RB_Left	21.68	PC3	PASS
n41	30	10	DFT-QPSK	M	Edge_1RB_Right	22.17	PC3	PASS
n41	30	10	DFT-QPSK	M	Outer_Full	22.65	PC3	PASS
n41	30	10	DFT-QPSK	M	Inner_Full	22.17	PC3	PASS
n41	30	10	DFT-16QAM	M	Edge_1RB_Left	22.42	PC3	PASS
n41	30	10	DFT-16QAM	M	Edge_1RB_Right	22.36	PC3	PASS
n41	30	10	DFT-16QAM	M	Outer_Full	22.47	PC3	PASS
n41	30	10	DFT-16QAM	M	Inner_Full	22.02	PC3	PASS
n41	30	10	DFT-64QAM	M	Edge_1RB_Left	22.41	PC3	PASS
n41	30	10	DFT-64QAM	M	Edge_1RB_Right	22.13	PC3	PASS
n41	30	10	DFT-64QAM	M	Outer_Full	22.28	PC3	PASS
n41	30	10	DFT-64QAM	M	Inner_Full	22.49	PC3	PASS
n41	30	10	DFT-256QAM	M	Edge_1RB_Left	21.68	PC3	PASS
n41	30	10	DFT-256QAM	M	Edge_1RB_Right	21.75	PC3	PASS
n41	30	10	DFT-256QAM	M	Outer_Full	21.65	PC3	PASS
n41	30	10	DFT-256QAM	M	Inner_Full	21.42	PC3	PASS
n41	30	10	CP-QPSK	M	Edge_1RB_Left	21.65	PC3	PASS
n41	30	10	CP-QPSK	M	Edge_1RB_Right	21.25	PC3	PASS
n41	30	10	CP-QPSK	M	Outer_Full	21.58	PC3	PASS
n41	30	10	CP-QPSK	M	Inner_Full	21.35	PC3	PASS

n41	30	10	CP-16QAM	M	Edge_1RB_Left	21.74	PC3	PASS
n41	30	10	CP-16QAM	M	Edge_1RB_Right	21.52	PC3	PASS
n41	30	10	CP-16QAM	M	Outer_Full	21.33	PC3	PASS
n41	30	10	CP-16QAM	M	Inner_Full	22.05	PC3	PASS
n41	30	10	CP-64QAM	M	Edge_1RB_Left	22.09	PC3	PASS
n41	30	10	CP-64QAM	M	Edge_1RB_Right	21.78	PC3	PASS
n41	30	10	CP-64QAM	M	Outer_Full	21.08	PC3	PASS
n41	30	10	CP-64QAM	M	Inner_Full	21.42	PC3	PASS
n41	30	10	CP-256QAM	M	Edge_1RB_Left	21.36	PC3	PASS
n41	30	10	CP-256QAM	M	Edge_1RB_Right	21.24	PC3	PASS
n41	30	10	CP-256QAM	M	Outer_Full	22.35	PC3	PASS
n41	30	10	CP-256QAM	M	Inner_Full	22.14	PC3	PASS
n41	30	10	DFT-PI2BPSK	H	Edge_1RB_Left	22.28	PC3	PASS
n41	30	10	DFT-PI2BPSK	H	Edge_1RB_Right	22.21	PC3	PASS
n41	30	10	DFT-PI2BPSK	H	Outer_Full	22.18	PC3	PASS
n41	30	10	DFT-PI2BPSK	H	Inner_Full	22.62	PC3	PASS
n41	30	10	DFT-QPSK	H	Edge_1RB_Left	21.98	PC3	PASS
n41	30	10	DFT-QPSK	H	Edge_1RB_Right	21.42	PC3	PASS
n41	30	10	DFT-QPSK	H	Outer_Full	21.36	PC3	PASS
n41	30	10	DFT-QPSK	H	Inner_Full	22.41	PC3	PASS
n41	30	10	DFT-16QAM	H	Edge_1RB_Left	21.25	PC3	PASS
n41	30	10	DFT-16QAM	H	Edge_1RB_Right	21.68	PC3	PASS
n41	30	10	DFT-16QAM	H	Outer_Full	21.74	PC3	PASS
n41	30	10	DFT-16QAM	H	Inner_Full	21.52	PC3	PASS
n41	30	10	DFT-64QAM	H	Edge_1RB_Left	21.35	PC3	PASS
n41	30	10	DFT-64QAM	H	Edge_1RB_Right	21.24	PC3	PASS
n41	30	10	DFT-64QAM	H	Outer_Full	22.14	PC3	PASS
n41	30	10	DFT-64QAM	H	Inner_Full	22.16	PC3	PASS
n41	30	10	DFT-256QAM	H	Edge_1RB_Left	21.28	PC3	PASS
n41	30	10	DFT-256QAM	H	Edge_1RB_Right	22.36	PC3	PASS
n41	30	10	DFT-256QAM	H	Outer_Full	23.24	PC3	PASS
n41	30	10	DFT-256QAM	H	Inner_Full	23.01	PC3	PASS
n41	30	10	CP-QPSK	H	Edge_1RB_Left	23.28	PC3	PASS
n41	30	10	CP-QPSK	H	Edge_1RB_Right	21.47	PC3	PASS
n41	30	10	CP-QPSK	H	Outer_Full	21.53	PC3	PASS
n41	30	10	CP-QPSK	H	Inner_Full	22.85	PC3	PASS
n41	30	10	CP-16QAM	H	Edge_1RB_Left	23.02	PC3	PASS
n41	30	10	CP-16QAM	H	Edge_1RB_Right	22.67	PC3	PASS
n41	30	10	CP-16QAM	H	Outer_Full	22.93	PC3	PASS
n41	30	10	CP-16QAM	H	Inner_Full	22.47	PC3	PASS
n41	30	10	CP-64QAM	H	Edge_1RB_Left	22.57	PC3	PASS
n41	30	10	CP-64QAM	H	Edge_1RB_Right	21.47	PC3	PASS

n41	30	10	CP-64QAM	H	Outer_Full	21.53	PC3	PASS
n41	30	10	CP-64QAM	H	Inner_Full	22.63	PC3	PASS
n41	30	10	CP-256QAM	H	Edge_1RB_Left	22.68	PC3	PASS
n41	30	10	CP-256QAM	H	Edge_1RB_Right	22.47	PC3	PASS
n41	30	10	CP-256QAM	H	Outer_Full	21.58	PC3	PASS
n41	30	10	CP-256QAM	H	Inner_Full	22.87	PC3	PASS
n41	30	15	DFT-PI2BPSK	L	Edge_1RB_Left	21.46	PC3	PASS
n41	30	15	DFT-PI2BPSK	L	Edge_1RB_Right	22.58	PC3	PASS
n41	30	15	DFT-PI2BPSK	L	Outer_Full	21.46	PC3	PASS
n41	30	15	DFT-PI2BPSK	L	Inner_Full	22.36	PC3	PASS
n41	30	15	DFT-QPSK	L	Edge_1RB_Left	22.57	PC3	PASS
n41	30	15	DFT-QPSK	L	Edge_1RB_Right	22.79	PC3	PASS
n41	30	15	DFT-QPSK	L	Outer_Full	22.62	PC3	PASS
n41	30	15	DFT-QPSK	L	Inner_Full	22.41	PC3	PASS
n41	30	15	DFT-16QAM	L	Edge_1RB_Left	22.69	PC3	PASS
n41	30	15	DFT-16QAM	L	Edge_1RB_Right	22.96	PC3	PASS
n41	30	15	DFT-16QAM	L	Outer_Full	22.42	PC3	PASS
n41	30	15	DFT-16QAM	L	Inner_Full	22.21	PC3	PASS
n41	30	15	DFT-64QAM	L	Edge_1RB_Left	22.32	PC3	PASS
n41	30	15	DFT-64QAM	L	Edge_1RB_Right	22.69	PC3	PASS
n41	30	15	DFT-64QAM	L	Outer_Full	22.87	PC3	PASS
n41	30	15	DFT-64QAM	L	Inner_Full	22.82	PC3	PASS
n41	30	15	DFT-256QAM	L	Edge_1RB_Left	22.12	PC3	PASS
n41	30	15	DFT-256QAM	L	Edge_1RB_Right	22.36	PC3	PASS
n41	30	15	DFT-256QAM	L	Outer_Full	22.17	PC3	PASS
n41	30	15	DFT-256QAM	L	Inner_Full	22.49	PC3	PASS
n41	30	15	CP-QPSK	L	Edge_1RB_Left	22.58	PC3	PASS
n41	30	15	CP-QPSK	L	Edge_1RB_Right	22.46	PC3	PASS
n41	30	15	CP-QPSK	L	Outer_Full	22.32	PC3	PASS
n41	30	15	CP-QPSK	L	Inner_Full	22.14	PC3	PASS
n41	30	15	CP-16QAM	L	Edge_1RB_Left	22.52	PC3	PASS
n41	30	15	CP-16QAM	L	Edge_1RB_Right	22.39	PC3	PASS
n41	30	15	CP-16QAM	L	Outer_Full	22.74	PC3	PASS
n41	30	15	CP-16QAM	L	Inner_Full	22.32	PC3	PASS
n41	30	15	CP-64QAM	L	Edge_1RB_Left	22.74	PC3	PASS
n41	30	15	CP-64QAM	L	Edge_1RB_Right	22.35	PC3	PASS
n41	30	15	CP-64QAM	L	Outer_Full	22.43	PC3	PASS
n41	30	15	CP-64QAM	L	Inner_Full	22.71	PC3	PASS
n41	30	15	CP-256QAM	L	Edge_1RB_Left	22.57	PC3	PASS
n41	30	15	CP-256QAM	L	Edge_1RB_Right	21.36	PC3	PASS
n41	30	15	CP-256QAM	L	Outer_Full	21.57	PC3	PASS
n41	30	15	CP-256QAM	L	Inner_Full	21.98	PC3	PASS

n41	30	15	DFT-PI2BPSK	M	Edge_1RB_Left	21.75	PC3	PASS
n41	30	15	DFT-PI2BPSK	M	Edge_1RB_Right	21.35	PC3	PASS
n41	30	15	DFT-PI2BPSK	M	Outer_Full	21.52	PC3	PASS
n41	30	15	DFT-PI2BPSK	M	Inner_Full	21.35	PC3	PASS
n41	30	15	DFT-QPSK	M	Edge_1RB_Left	21.41	PC3	PASS
n41	30	15	DFT-QPSK	M	Edge_1RB_Right	21.36	PC3	PASS
n41	30	15	DFT-QPSK	M	Outer_Full	21.87	PC3	PASS
n41	30	15	DFT-QPSK	M	Inner_Full	21.02	PC3	PASS
n41	30	15	DFT-16QAM	M	Edge_1RB_Left	21.87	PC3	PASS
n41	30	15	DFT-16QAM	M	Edge_1RB_Right	21.35	PC3	PASS
n41	30	15	DFT-16QAM	M	Outer_Full	21.42	PC3	PASS
n41	30	15	DFT-16QAM	M	Inner_Full	21.28	PC3	PASS
n41	30	15	DFT-64QAM	M	Edge_1RB_Left	21.98	PC3	PASS
n41	30	15	DFT-64QAM	M	Edge_1RB_Right	21.74	PC3	PASS
n41	30	15	DFT-64QAM	M	Outer_Full	21.32	PC3	PASS
n41	30	15	DFT-64QAM	M	Inner_Full	21.25	PC3	PASS
n41	30	15	DFT-256QAM	M	Edge_1RB_Left	21.98	PC3	PASS
n41	30	15	DFT-256QAM	M	Edge_1RB_Right	22.35	PC3	PASS
n41	30	15	DFT-256QAM	M	Outer_Full	22.02	PC3	PASS
n41	30	15	DFT-256QAM	M	Inner_Full	22.52	PC3	PASS
n41	30	15	CP-QPSK	M	Edge_1RB_Left	22.39	PC3	PASS
n41	30	15	CP-QPSK	M	Edge_1RB_Right	22.74	PC3	PASS
n41	30	15	CP-QPSK	M	Outer_Full	22.36	PC3	PASS
n41	30	15	CP-QPSK	M	Inner_Full	22.75	PC3	PASS
n41	30	15	CP-16QAM	M	Edge_1RB_Left	22.36	PC3	PASS
n41	30	15	CP-16QAM	M	Edge_1RB_Right	22.58	PC3	PASS
n41	30	15	CP-16QAM	M	Outer_Full	22.69	PC3	PASS
n41	30	15	CP-16QAM	M	Inner_Full	22.46	PC3	PASS
n41	30	15	CP-64QAM	M	Edge_1RB_Left	22.32	PC3	PASS
n41	30	15	CP-64QAM	M	Edge_1RB_Right	22.98	PC3	PASS
n41	30	15	CP-64QAM	M	Outer_Full	23.01	PC3	PASS
n41	30	15	CP-64QAM	M	Inner_Full	23.21	PC3	PASS
n41	30	15	CP-256QAM	M	Edge_1RB_Left	23.14	PC3	PASS
n41	30	15	CP-256QAM	M	Edge_1RB_Right	23.02	PC3	PASS
n41	30	15	CP-256QAM	M	Outer_Full	23.25	PC3	PASS
n41	30	15	CP-256QAM	M	Inner_Full	23.14	PC3	PASS
n41	30	15	DFT-PI2BPSK	H	Edge_1RB_Left	23.25	PC3	PASS
n41	30	15	DFT-PI2BPSK	H	Edge_1RB_Right	23.41	PC3	PASS
n41	30	15	DFT-PI2BPSK	H	Outer_Full	23.25	PC3	PASS
n41	30	15	DFT-PI2BPSK	H	Inner_Full	22.02	PC3	PASS
n41	30	15	DFT-QPSK	H	Edge_1RB_Left	22.14	PC3	PASS
n41	30	15	DFT-QPSK	H	Edge_1RB_Right	22.36	PC3	PASS

n41	30	15	DFT-QPSK	H	Outer_Full	21.57	PC3	PASS
n41	30	15	DFT-QPSK	H	Inner_Full	22.39	PC3	PASS
n41	30	15	DFT-16QAM	H	Edge_1RB_Left	22.17	PC3	PASS
n41	30	15	DFT-16QAM	H	Edge_1RB_Right	22.35	PC3	PASS
n41	30	15	DFT-16QAM	H	Outer_Full	22.17	PC3	PASS
n41	30	15	DFT-16QAM	H	Inner_Full	22.52	PC3	PASS
n41	30	15	DFT-64QAM	H	Edge_1RB_Left	22.36	PC3	PASS
n41	30	15	DFT-64QAM	H	Edge_1RB_Right	22.47	PC3	PASS
n41	30	15	DFT-64QAM	H	Outer_Full	22.32	PC3	PASS
n41	30	15	DFT-64QAM	H	Inner_Full	22.98	PC3	PASS
n41	30	15	DFT-256QAM	H	Edge_1RB_Left	22.42	PC3	PASS
n41	30	15	DFT-256QAM	H	Edge_1RB_Right	22.35	PC3	PASS
n41	30	15	DFT-256QAM	H	Outer_Full	22.14	PC3	PASS
n41	30	15	DFT-256QAM	H	Inner_Full	22.32	PC3	PASS
n41	30	15	CP-QPSK	H	Edge_1RB_Left	22.58	PC3	PASS
n41	30	15	CP-QPSK	H	Edge_1RB_Right	22.32	PC3	PASS
n41	30	15	CP-QPSK	H	Outer_Full	22.41	PC3	PASS
n41	30	15	CP-QPSK	H	Inner_Full	22.28	PC3	PASS
n41	30	15	CP-16QAM	H	Edge_1RB_Left	22.41	PC3	PASS
n41	30	15	CP-16QAM	H	Edge_1RB_Right	22.32	PC3	PASS
n41	30	15	CP-16QAM	H	Outer_Full	23.01	PC3	PASS
n41	30	15	CP-16QAM	H	Inner_Full	22.27	PC3	PASS
n41	30	15	CP-64QAM	H	Edge_1RB_Left	22.14	PC3	PASS
n41	30	15	CP-64QAM	H	Edge_1RB_Right	22.65	PC3	PASS
n41	30	15	CP-64QAM	H	Outer_Full	22.41	PC3	PASS
n41	30	15	CP-64QAM	H	Inner_Full	22.02	PC3	PASS
n41	30	15	CP-256QAM	H	Edge_1RB_Left	22.69	PC3	PASS
n41	30	15	CP-256QAM	H	Edge_1RB_Right	22.41	PC3	PASS
n41	30	15	CP-256QAM	H	Outer_Full	22.32	PC3	PASS
n41	30	15	CP-256QAM	H	Inner_Full	22.58	PC3	PASS
n41	30	20	DFT-PI2BPSK	L	Edge_1RB_Left	22.65	PC3	PASS
n41	30	20	DFT-PI2BPSK	L	Edge_1RB_Right	22.17	PC3	PASS
n41	30	20	DFT-PI2BPSK	L	Outer_Full	22.98	PC3	PASS
n41	30	20	DFT-PI2BPSK	L	Inner_Full	22.46	PC3	PASS
n41	30	20	DFT-QPSK	L	Edge_1RB_Left	23.02	PC3	PASS
n41	30	20	DFT-QPSK	L	Edge_1RB_Right	23.14	PC3	PASS
n41	30	20	DFT-QPSK	L	Outer_Full	23.24	PC3	PASS
n41	30	20	DFT-QPSK	L	Inner_Full	23.05	PC3	PASS
n41	30	20	DFT-16QAM	L	Edge_1RB_Left	23.16	PC3	PASS
n41	30	20	DFT-16QAM	L	Edge_1RB_Right	23.18	PC3	PASS
n41	30	20	DFT-16QAM	L	Outer_Full	23.28	PC3	PASS
n41	30	20	DFT-16QAM	L	Inner_Full	23.16	PC3	PASS

n41	30	20	DFT-64QAM	L	Edge_1RB_Left	23.24	PC3	PASS
n41	30	20	DFT-64QAM	L	Edge_1RB_Right	23.19	PC3	PASS
n41	30	20	DFT-64QAM	L	Outer_Full	23.52	PC3	PASS
n41	30	20	DFT-64QAM	L	Inner_Full	23.21	PC3	PASS
n41	30	20	DFT-256QAM	L	Edge_1RB_Left	23.24	PC3	PASS
n41	30	20	DFT-256QAM	L	Edge_1RB_Right	22.58	PC3	PASS
n41	30	20	DFT-256QAM	L	Outer_Full	22.36	PC3	PASS
n41	30	20	DFT-256QAM	L	Inner_Full	22.69	PC3	PASS
n41	30	20	CP-QPSK	L	Edge_1RB_Left	22.74	PC3	PASS
n41	30	20	CP-QPSK	L	Edge_1RB_Right	22.35	PC3	PASS
n41	30	20	CP-QPSK	L	Outer_Full	22.41	PC3	PASS
n41	30	20	CP-QPSK	L	Inner_Full	22.32	PC3	PASS
n41	30	20	CP-16QAM	L	Edge_1RB_Left	21.25	PC3	PASS
n41	30	20	CP-16QAM	L	Edge_1RB_Right	20.98	PC3	PASS
n41	30	20	CP-16QAM	L	Outer_Full	20.41	PC3	PASS
n41	30	20	CP-16QAM	L	Inner_Full	20.69	PC3	PASS
n41	30	20	CP-64QAM	L	Edge_1RB_Left	20.79	PC3	PASS
n41	30	20	CP-64QAM	L	Edge_1RB_Right	20.63	PC3	PASS
n41	30	20	CP-64QAM	L	Outer_Full	20.79	PC3	PASS
n41	30	20	CP-64QAM	L	Inner_Full	20.46	PC3	PASS
n41	30	20	CP-256QAM	L	Edge_1RB_Left	20.35	PC3	PASS
n41	30	20	CP-256QAM	L	Edge_1RB_Right	20.49	PC3	PASS
n41	30	20	CP-256QAM	L	Outer_Full	20.35	PC3	PASS
n41	30	20	CP-256QAM	L	Inner_Full	20.69	PC3	PASS
n41	30	20	DFT-PI2BPSK	M	Edge_1RB_Left	20.59	PC3	PASS
n41	30	20	DFT-PI2BPSK	M	Edge_1RB_Right	20.36	PC3	PASS
n41	30	20	DFT-PI2BPSK	M	Outer_Full	20.46	PC3	PASS
n41	30	20	DFT-PI2BPSK	M	Inner_Full	20.98	PC3	PASS
n41	30	20	DFT-QPSK	M	Edge_1RB_Left	21.14	PC3	PASS
n41	30	20	DFT-QPSK	M	Edge_1RB_Right	21.24	PC3	PASS
n41	30	20	DFT-QPSK	M	Outer_Full	21.25	PC3	PASS
n41	30	20	DFT-QPSK	M	Inner_Full	21.62	PC3	PASS
n41	30	20	DFT-16QAM	M	Edge_1RB_Left	21.45	PC3	PASS
n41	30	20	DFT-16QAM	M	Edge_1RB_Right	21.58	PC3	PASS
n41	30	20	DFT-16QAM	M	Outer_Full	22.02	PC3	PASS
n41	30	20	DFT-16QAM	M	Inner_Full	22.03	PC3	PASS
n41	30	20	DFT-64QAM	M	Edge_1RB_Left	22.42	PC3	PASS
n41	30	20	DFT-64QAM	M	Edge_1RB_Right	22.32	PC3	PASS
n41	30	20	DFT-64QAM	M	Outer_Full	22.14	PC3	PASS
n41	30	20	DFT-64QAM	M	Inner_Full	22.35	PC3	PASS
n41	30	20	DFT-256QAM	M	Edge_1RB_Left	22.17	PC3	PASS
n41	30	20	DFT-256QAM	M	Edge_1RB_Right	22.56	PC3	PASS

n41	30	20	DFT-256QAM	M	Outer_Full	21.95	PC3	PASS
n41	30	20	DFT-256QAM	M	Inner_Full	21.98	PC3	PASS
n41	30	20	CP-QPSK	M	Edge_1RB_Left	21.75	PC3	PASS
n41	30	20	CP-QPSK	M	Edge_1RB_Right	21.35	PC3	PASS
n41	30	20	CP-QPSK	M	Outer_Full	21.43	PC3	PASS
n41	30	20	CP-QPSK	M	Inner_Full	21.53	PC3	PASS
n41	30	20	CP-16QAM	M	Edge_1RB_Left	21.25	PC3	PASS
n41	30	20	CP-16QAM	M	Edge_1RB_Right	21.35	PC3	PASS
n41	30	20	CP-16QAM	M	Outer_Full	21.49	PC3	PASS
n41	30	20	CP-16QAM	M	Inner_Full	21.38	PC3	PASS
n41	30	20	CP-64QAM	M	Edge_1RB_Left	21.46	PC3	PASS
n41	30	20	CP-64QAM	M	Edge_1RB_Right	21.96	PC3	PASS
n41	30	20	CP-64QAM	M	Outer_Full	21.42	PC3	PASS
n41	30	20	CP-64QAM	M	Inner_Full	21.35	PC3	PASS
n41	30	20	CP-256QAM	M	Edge_1RB_Left	21.58	PC3	PASS
n41	30	20	CP-256QAM	M	Edge_1RB_Right	21.99	PC3	PASS
n41	30	20	CP-256QAM	M	Outer_Full	22.16	PC3	PASS
n41	30	20	CP-256QAM	M	Inner_Full	22.35	PC3	PASS
n41	30	20	DFT-PI2BPSK	H	Edge_1RB_Left	21.69	PC3	PASS
n41	30	20	DFT-PI2BPSK	H	Edge_1RB_Right	21.98	PC3	PASS
n41	30	20	DFT-PI2BPSK	H	Outer_Full	21.46	PC3	PASS
n41	30	20	DFT-PI2BPSK	H	Inner_Full	21.93	PC3	PASS
n41	30	20	DFT-QPSK	H	Edge_1RB_Left	21.82	PC3	PASS
n41	30	20	DFT-QPSK	H	Edge_1RB_Right	21.73	PC3	PASS
n41	30	20	DFT-QPSK	H	Outer_Full	21.62	PC3	PASS
n41	30	20	DFT-QPSK	H	Inner_Full	21.52	PC3	PASS
n41	30	20	DFT-16QAM	H	Edge_1RB_Left	21.34	PC3	PASS
n41	30	20	DFT-16QAM	H	Edge_1RB_Right	21.46	PC3	PASS
n41	30	20	DFT-16QAM	H	Outer_Full	21.52	PC3	PASS
n41	30	20	DFT-16QAM	H	Inner_Full	21.36	PC3	PASS
n41	30	20	DFT-64QAM	H	Edge_1RB_Left	21.57	PC3	PASS
n41	30	20	DFT-64QAM	H	Edge_1RB_Right	21.56	PC3	PASS
n41	30	20	DFT-64QAM	H	Outer_Full	21.71	PC3	PASS
n41	30	20	DFT-64QAM	H	Inner_Full	21.35	PC3	PASS
n41	30	20	DFT-256QAM	H	Edge_1RB_Left	21.79	PC3	PASS
n41	30	20	DFT-256QAM	H	Edge_1RB_Right	21.53	PC3	PASS
n41	30	20	DFT-256QAM	H	Outer_Full	21.39	PC3	PASS
n41	30	20	DFT-256QAM	H	Inner_Full	21.79	PC3	PASS
n41	30	20	CP-QPSK	H	Edge_1RB_Left	21.52	PC3	PASS
n41	30	20	CP-QPSK	H	Edge_1RB_Right	21.36	PC3	PASS
n41	30	20	CP-QPSK	H	Outer_Full	21.79	PC3	PASS
n41	30	20	CP-QPSK	H	Inner_Full	21.53	PC3	PASS

n41	30	20	CP-16QAM	H	Edge_1RB_Left	21.25	PC3	PASS
n41	30	20	CP-16QAM	H	Edge_1RB_Right	21.79	PC3	PASS
n41	30	20	CP-16QAM	H	Outer_Full	21.52	PC3	PASS
n41	30	20	CP-16QAM	H	Inner_Full	21.39	PC3	PASS
n41	30	20	CP-64QAM	H	Edge_1RB_Left	20.96	PC3	PASS
n41	30	20	CP-64QAM	H	Edge_1RB_Right	20.74	PC3	PASS
n41	30	20	CP-64QAM	H	Outer_Full	20.65	PC3	PASS
n41	30	20	CP-64QAM	H	Inner_Full	20.39	PC3	PASS
n41	30	20	CP-256QAM	H	Edge_1RB_Left	20.79	PC3	PASS
n41	30	20	CP-256QAM	H	Edge_1RB_Right	20.78	PC3	PASS
n41	30	20	CP-256QAM	H	Outer_Full	20.98	PC3	PASS
n41	30	20	CP-256QAM	H	Inner_Full	20.93	PC3	PASS
n41	30	30	DFT-PI2BPSK	L	Edge_1RB_Left	20.87	PC3	PASS
n41	30	30	DFT-PI2BPSK	L	Edge_1RB_Right	20.72	PC3	PASS
n41	30	30	DFT-PI2BPSK	L	Outer_Full	20.65	PC3	PASS
n41	30	30	DFT-PI2BPSK	L	Inner_Full	20.46	PC3	PASS
n41	30	30	DFT-QPSK	L	Edge_1RB_Left	20.58	PC3	PASS
n41	30	30	DFT-QPSK	L	Edge_1RB_Right	20.69	PC3	PASS
n41	30	30	DFT-QPSK	L	Outer_Full	20.71	PC3	PASS
n41	30	30	DFT-QPSK	L	Inner_Full	20.65	PC3	PASS
n41	30	30	DFT-16QAM	L	Edge_1RB_Left	20.35	PC3	PASS
n41	30	30	DFT-16QAM	L	Edge_1RB_Right	20.47	PC3	PASS
n41	30	30	DFT-16QAM	L	Outer_Full	20.65	PC3	PASS
n41	30	30	DFT-16QAM	L	Inner_Full	20.47	PC3	PASS
n41	30	30	DFT-64QAM	L	Edge_1RB_Left	20.65	PC3	PASS
n41	30	30	DFT-64QAM	L	Edge_1RB_Right	21.36	PC3	PASS
n41	30	30	DFT-64QAM	L	Outer_Full	21.78	PC3	PASS
n41	30	30	DFT-64QAM	L	Inner_Full	21.52	PC3	PASS
n41	30	30	DFT-256QAM	L	Edge_1RB_Left	21.69	PC3	PASS
n41	30	30	DFT-256QAM	L	Edge_1RB_Right	21.71	PC3	PASS
n41	30	30	DFT-256QAM	L	Outer_Full	21.35	PC3	PASS
n41	30	30	DFT-256QAM	L	Inner_Full	21.47	PC3	PASS
n41	30	30	CP-QPSK	L	Edge_1RB_Left	21.96	PC3	PASS
n41	30	30	CP-QPSK	L	Edge_1RB_Right	21.74	PC3	PASS
n41	30	30	CP-QPSK	L	Outer_Full	21.87	PC3	PASS
n41	30	30	CP-QPSK	L	Inner_Full	21.41	PC3	PASS
n41	30	30	CP-16QAM	L	Edge_1RB_Left	21.05	PC3	PASS
n41	30	30	CP-16QAM	L	Edge_1RB_Right	21.65	PC3	PASS
n41	30	30	CP-16QAM	L	Outer_Full	21.75	PC3	PASS
n41	30	30	CP-16QAM	L	Inner_Full	22.27	PC3	PASS
n41	30	30	CP-64QAM	L	Edge_1RB_Left	22.35	PC3	PASS
n41	30	30	CP-64QAM	L	Edge_1RB_Right	21.54	PC3	PASS

n41	30	30	CP-64QAM	L	Outer_Full	22.69	PC3	PASS
n41	30	30	CP-64QAM	L	Inner_Full	22.47	PC3	PASS
n41	30	30	CP-256QAM	L	Edge_1RB_Left	22.42	PC3	PASS
n41	30	30	CP-256QAM	L	Edge_1RB_Right	22.36	PC3	PASS
n41	30	30	CP-256QAM	L	Outer_Full	22.47	PC3	PASS
n41	30	30	CP-256QAM	L	Inner_Full	22.13	PC3	PASS
n41	30	30	DFT-PI2BPSK	M	Edge_1RB_Left	22.25	PC3	PASS
n41	30	30	DFT-PI2BPSK	M	Edge_1RB_Right	22.85	PC3	PASS
n41	30	30	DFT-PI2BPSK	M	Outer_Full	22.43	PC3	PASS
n41	30	30	DFT-PI2BPSK	M	Inner_Full	22.32	PC3	PASS
n41	30	30	DFT-QPSK	M	Edge_1RB_Left	22.47	PC3	PASS
n41	30	30	DFT-QPSK	M	Edge_1RB_Right	22.69	PC3	PASS
n41	30	30	DFT-QPSK	M	Outer_Full	22.72	PC3	PASS
n41	30	30	DFT-QPSK	M	Inner_Full	22.02	PC3	PASS
n41	30	30	DFT-16QAM	M	Edge_1RB_Left	22.32	PC3	PASS
n41	30	30	DFT-16QAM	M	Edge_1RB_Right	22.41	PC3	PASS
n41	30	30	DFT-16QAM	M	Outer_Full	22.25	PC3	PASS
n41	30	30	DFT-16QAM	M	Inner_Full	22.35	PC3	PASS
n41	30	30	DFT-64QAM	M	Edge_1RB_Left	22.46	PC3	PASS
n41	30	30	DFT-64QAM	M	Edge_1RB_Right	22.28	PC3	PASS
n41	30	30	DFT-64QAM	M	Outer_Full	22.45	PC3	PASS
n41	30	30	DFT-64QAM	M	Inner_Full	22.96	PC3	PASS
n41	30	30	DFT-256QAM	M	Edge_1RB_Left	21.74	PC3	PASS
n41	30	30	DFT-256QAM	M	Edge_1RB_Right	21.35	PC3	PASS
n41	30	30	DFT-256QAM	M	Outer_Full	21.46	PC3	PASS
n41	30	30	DFT-256QAM	M	Inner_Full	21.52	PC3	PASS
n41	30	30	CP-QPSK	M	Edge_1RB_Left	21.36	PC3	PASS
n41	30	30	CP-QPSK	M	Edge_1RB_Right	21.47	PC3	PASS
n41	30	30	CP-QPSK	M	Outer_Full	21.32	PC3	PASS
n41	30	30	CP-QPSK	M	Inner_Full	21.46	PC3	PASS
n41	30	30	CP-16QAM	M	Edge_1RB_Left	21.25	PC3	PASS
n41	30	30	CP-16QAM	M	Edge_1RB_Right	21.28	PC3	PASS
n41	30	30	CP-16QAM	M	Outer_Full	21.41	PC3	PASS
n41	30	30	CP-16QAM	M	Inner_Full	21.02	PC3	PASS
n41	30	30	CP-64QAM	M	Edge_1RB_Left	21.57	PC3	PASS
n41	30	30	CP-64QAM	M	Edge_1RB_Right	21.42	PC3	PASS
n41	30	30	CP-64QAM	M	Outer_Full	21.02	PC3	PASS
n41	30	30	CP-64QAM	M	Inner_Full	21.35	PC3	PASS
n41	30	30	CP-256QAM	M	Edge_1RB_Left	21.49	PC3	PASS
n41	30	30	CP-256QAM	M	Edge_1RB_Right	21.42	PC3	PASS
n41	30	30	CP-256QAM	M	Outer_Full	21.02	PC3	PASS
n41	30	30	CP-256QAM	M	Inner_Full	21.45	PC3	PASS

n41	30	30	DFT-PI2BPSK	H	Edge_1RB_Left	22.39	PC3	PASS
n41	30	30	DFT-PI2BPSK	H	Edge_1RB_Right	22.87	PC3	PASS
n41	30	30	DFT-PI2BPSK	H	Outer_Full	22.21	PC3	PASS
n41	30	30	DFT-PI2BPSK	H	Inner_Full	22.42	PC3	PASS
n41	30	30	DFT-QPSK	H	Edge_1RB_Left	22.31	PC3	PASS
n41	30	30	DFT-QPSK	H	Edge_1RB_Right	22.17	PC3	PASS
n41	30	30	DFT-QPSK	H	Outer_Full	22.52	PC3	PASS
n41	30	30	DFT-QPSK	H	Inner_Full	22.35	PC3	PASS
n41	30	30	DFT-16QAM	H	Edge_1RB_Left	22.46	PC3	PASS
n41	30	30	DFT-16QAM	H	Edge_1RB_Right	22.17	PC3	PASS
n41	30	30	DFT-16QAM	H	Outer_Full	22.58	PC3	PASS
n41	30	30	DFT-16QAM	H	Inner_Full	21.54	PC3	PASS
n41	30	30	DFT-64QAM	H	Edge_1RB_Left	22.36	PC3	PASS
n41	30	30	DFT-64QAM	H	Edge_1RB_Right	23.64	PC3	PASS
n41	30	30	DFT-64QAM	H	Outer_Full	22.58	PC3	PASS
n41	30	30	DFT-64QAM	H	Inner_Full	22.47	PC3	PASS
n41	30	30	DFT-256QAM	H	Edge_1RB_Left	21.72	PC3	PASS
n41	30	30	DFT-256QAM	H	Edge_1RB_Right	21.39	PC3	PASS
n41	30	30	DFT-256QAM	H	Outer_Full	21.56	PC3	PASS
n41	30	30	DFT-256QAM	H	Inner_Full	21.25	PC3	PASS
n41	30	30	CP-QPSK	H	Edge_1RB_Left	22.35	PC3	PASS
n41	30	30	CP-QPSK	H	Edge_1RB_Right	21.47	PC3	PASS
n41	30	30	CP-QPSK	H	Outer_Full	21.63	PC3	PASS
n41	30	30	CP-QPSK	H	Inner_Full	21.58	PC3	PASS
n41	30	30	CP-16QAM	H	Edge_1RB_Left	21.46	PC3	PASS
n41	30	30	CP-16QAM	H	Edge_1RB_Right	21.87	PC3	PASS
n41	30	30	CP-16QAM	H	Outer_Full	22.69	PC3	PASS
n41	30	30	CP-16QAM	H	Inner_Full	22.41	PC3	PASS
n41	30	30	CP-64QAM	H	Edge_1RB_Left	22.02	PC3	PASS
n41	30	30	CP-64QAM	H	Edge_1RB_Right	22.57	PC3	PASS
n41	30	30	CP-64QAM	H	Outer_Full	22.31	PC3	PASS
n41	30	30	CP-64QAM	H	Inner_Full	22.59	PC3	PASS
n41	30	30	CP-256QAM	H	Edge_1RB_Left	22.41	PC3	PASS
n41	30	30	CP-256QAM	H	Edge_1RB_Right	22.58	PC3	PASS
n41	30	30	CP-256QAM	H	Outer_Full	22.35	PC3	PASS
n41	30	30	CP-256QAM	H	Inner_Full	22.45	PC3	PASS
n41	30	40	DFT-PI2BPSK	L	Edge_1RB_Left	22.32	PC3	PASS
n41	30	40	DFT-PI2BPSK	L	Edge_1RB_Right	22.47	PC3	PASS
n41	30	40	DFT-PI2BPSK	L	Outer_Full	22.13	PC3	PASS
n41	30	40	DFT-PI2BPSK	L	Inner_Full	22.28	PC3	PASS
n41	30	40	DFT-QPSK	L	Edge_1RB_Left	22.78	PC3	PASS
n41	30	40	DFT-QPSK	L	Edge_1RB_Right	22.35	PC3	PASS

n41	30	40	DFT-QPSK	L	Outer_Full	22.42	PC3	PASS
n41	30	40	DFT-QPSK	L	Inner_Full	22.35	PC3	PASS
n41	30	40	DFT-16QAM	L	Edge_1RB_Left	22.46	PC3	PASS
n41	30	40	DFT-16QAM	L	Edge_1RB_Right	22.31	PC3	PASS
n41	30	40	DFT-16QAM	L	Outer_Full	22.42	PC3	PASS
n41	30	40	DFT-16QAM	L	Inner_Full	22.28	PC3	PASS
n41	30	40	DFT-64QAM	L	Edge_1RB_Left	22.19	PC3	PASS
n41	30	40	DFT-64QAM	L	Edge_1RB_Right	21.96	PC3	PASS
n41	30	40	DFT-64QAM	L	Outer_Full	21.85	PC3	PASS
n41	30	40	DFT-64QAM	L	Inner_Full	21.72	PC3	PASS
n41	30	40	DFT-256QAM	L	Edge_1RB_Left	21.62	PC3	PASS
n41	30	40	DFT-256QAM	L	Edge_1RB_Right	21.35	PC3	PASS
n41	30	40	DFT-256QAM	L	Outer_Full	21.42	PC3	PASS
n41	30	40	DFT-256QAM	L	Inner_Full	21.25	PC3	PASS
n41	30	40	CP-QPSK	L	Edge_1RB_Left	21.49	PC3	PASS
n41	30	40	CP-QPSK	L	Edge_1RB_Right	21.28	PC3	PASS
n41	30	40	CP-QPSK	L	Outer_Full	22.41	PC3	PASS
n41	30	40	CP-QPSK	L	Inner_Full	22.35	PC3	PASS
n41	30	40	CP-16QAM	L	Edge_1RB_Left	22.17	PC3	PASS
n41	30	40	CP-16QAM	L	Edge_1RB_Right	21.95	PC3	PASS
n41	30	40	CP-16QAM	L	Outer_Full	22.32	PC3	PASS
n41	30	40	CP-16QAM	L	Inner_Full	22.41	PC3	PASS
n41	30	40	CP-64QAM	L	Edge_1RB_Left	22.47	PC3	PASS
n41	30	40	CP-64QAM	L	Edge_1RB_Right	21.65	PC3	PASS
n41	30	40	CP-64QAM	L	Outer_Full	21.87	PC3	PASS
n41	30	40	CP-64QAM	L	Inner_Full	21.35	PC3	PASS
n41	30	40	CP-256QAM	L	Edge_1RB_Left	21.79	PC3	PASS
n41	30	40	CP-256QAM	L	Edge_1RB_Right	22.05	PC3	PASS
n41	30	40	CP-256QAM	L	Outer_Full	22.32	PC3	PASS
n41	30	40	CP-256QAM	L	Inner_Full	22.42	PC3	PASS
n41	30	40	DFT-PI2BPSK	M	Edge_1RB_Left	22.13	PC3	PASS
n41	30	40	DFT-PI2BPSK	M	Edge_1RB_Right	22.02	PC3	PASS
n41	30	40	DFT-PI2BPSK	M	Outer_Full	21.63	PC3	PASS
n41	30	40	DFT-PI2BPSK	M	Inner_Full	21.78	PC3	PASS
n41	30	40	DFT-QPSK	M	Edge_1RB_Left	21.85	PC3	PASS
n41	30	40	DFT-QPSK	M	Edge_1RB_Right	21.65	PC3	PASS
n41	30	40	DFT-QPSK	M	Outer_Full	21.32	PC3	PASS
n41	30	40	DFT-QPSK	M	Inner_Full	21.42	PC3	PASS
n41	30	40	DFT-16QAM	M	Edge_1RB_Left	21.35	PC3	PASS
n41	30	40	DFT-16QAM	M	Edge_1RB_Right	21.25	PC3	PASS
n41	30	40	DFT-16QAM	M	Outer_Full	21.37	PC3	PASS
n41	30	40	DFT-16QAM	M	Inner_Full	21.24	PC3	PASS

n41	30	40	DFT-64QAM	M	Edge_1RB_Left	21.68	PC3	PASS
n41	30	40	DFT-64QAM	M	Edge_1RB_Right	21.46	PC3	PASS
n41	30	40	DFT-64QAM	M	Outer_Full	21.02	PC3	PASS
n41	30	40	DFT-64QAM	M	Inner_Full	21.57	PC3	PASS
n41	30	40	DFT-256QAM	M	Edge_1RB_Left	21.76	PC3	PASS
n41	30	40	DFT-256QAM	M	Edge_1RB_Right	21.02	PC3	PASS
n41	30	40	DFT-256QAM	M	Outer_Full	22.39	PC3	PASS
n41	30	40	DFT-256QAM	M	Inner_Full	22.45	PC3	PASS
n41	30	40	CP-QPSK	M	Edge_1RB_Left	22.32	PC3	PASS
n41	30	40	CP-QPSK	M	Edge_1RB_Right	22.24	PC3	PASS
n41	30	40	CP-QPSK	M	Outer_Full	22.39	PC3	PASS
n41	30	40	CP-QPSK	M	Inner_Full	22.38	PC3	PASS
n41	30	40	CP-16QAM	M	Edge_1RB_Left	22.94	PC3	PASS
n41	30	40	CP-16QAM	M	Edge_1RB_Right	22.87	PC3	PASS
n41	30	40	CP-16QAM	M	Outer_Full	22.65	PC3	PASS
n41	30	40	CP-16QAM	M	Inner_Full	22.65	PC3	PASS
n41	30	40	CP-64QAM	M	Edge_1RB_Left	22.47	PC3	PASS
n41	30	40	CP-64QAM	M	Edge_1RB_Right	22.65	PC3	PASS
n41	30	40	CP-64QAM	M	Outer_Full	22.35	PC3	PASS
n41	30	40	CP-64QAM	M	Inner_Full	22.18	PC3	PASS
n41	30	40	CP-256QAM	M	Edge_1RB_Left	22.28	PC3	PASS
n41	30	40	CP-256QAM	M	Edge_1RB_Right	22.42	PC3	PASS
n41	30	40	CP-256QAM	M	Outer_Full	22.32	PC3	PASS
n41	30	40	CP-256QAM	M	Inner_Full	22.17	PC3	PASS
n41	30	40	DFT-PI2BPSK	H	Edge_1RB_Left	22.23	PC3	PASS
n41	30	40	DFT-PI2BPSK	H	Edge_1RB_Right	22.28	PC3	PASS
n41	30	40	DFT-PI2BPSK	H	Outer_Full	22.49	PC3	PASS
n41	30	40	DFT-PI2BPSK	H	Inner_Full	22.38	PC3	PASS
n41	30	40	DFT-QPSK	H	Edge_1RB_Left	22.14	PC3	PASS
n41	30	40	DFT-QPSK	H	Edge_1RB_Right	21.93	PC3	PASS
n41	30	40	DFT-QPSK	H	Outer_Full	21.54	PC3	PASS
n41	30	40	DFT-QPSK	H	Inner_Full	21.43	PC3	PASS
n41	30	40	DFT-16QAM	H	Edge_1RB_Left	21.28	PC3	PASS
n41	30	40	DFT-16QAM	H	Edge_1RB_Right	21.35	PC3	PASS
n41	30	40	DFT-16QAM	H	Outer_Full	21.62	PC3	PASS
n41	30	40	DFT-16QAM	H	Inner_Full	21.37	PC3	PASS
n41	30	40	DFT-64QAM	H	Edge_1RB_Left	21.74	PC3	PASS
n41	30	40	DFT-64QAM	H	Edge_1RB_Right	21.57	PC3	PASS
n41	30	40	DFT-64QAM	H	Outer_Full	21.65	PC3	PASS
n41	30	40	DFT-64QAM	H	Inner_Full	21.71	PC3	PASS
n41	30	40	DFT-256QAM	H	Edge_1RB_Left	21.22	PC3	PASS
n41	30	40	DFT-256QAM	H	Edge_1RB_Right	21.28	PC3	PASS

n41	30	40	DFT-256QAM	H	Outer_Full	21.58	PC3	PASS
n41	30	40	DFT-256QAM	H	Inner_Full	21.79	PC3	PASS
n41	30	40	CP-QPSK	H	Edge_1RB_Left	21.25	PC3	PASS
n41	30	40	CP-QPSK	H	Edge_1RB_Right	21.16	PC3	PASS
n41	30	40	CP-QPSK	H	Outer_Full	21.58	PC3	PASS
n41	30	40	CP-QPSK	H	Inner_Full	21.78	PC3	PASS
n41	30	40	CP-16QAM	H	Edge_1RB_Left	21.35	PC3	PASS
n41	30	40	CP-16QAM	H	Edge_1RB_Right	21.52	PC3	PASS
n41	30	40	CP-16QAM	H	Outer_Full	21.35	PC3	PASS
n41	30	40	CP-16QAM	H	Inner_Full	21.49	PC3	PASS
n41	30	40	CP-64QAM	H	Edge_1RB_Left	21.23	PC3	PASS
n41	30	40	CP-64QAM	H	Edge_1RB_Right	21.46	PC3	PASS
n41	30	40	CP-64QAM	H	Outer_Full	21.83	PC3	PASS
n41	30	40	CP-64QAM	H	Inner_Full	21.53	PC3	PASS
n41	30	40	CP-256QAM	H	Edge_1RB_Left	21.36	PC3	PASS
n41	30	40	CP-256QAM	H	Edge_1RB_Right	21.72	PC3	PASS
n41	30	40	CP-256QAM	H	Outer_Full	21.54	PC3	PASS
n41	30	40	CP-256QAM	H	Inner_Full	21.35	PC3	PASS
n41	30	50	DFT-PI2BPSK	L	Edge_1RB_Left	21.79	PC3	PASS
n41	30	50	DFT-PI2BPSK	L	Edge_1RB_Right	21.56	PC3	PASS
n41	30	50	DFT-PI2BPSK	L	Outer_Full	21.32	PC3	PASS
n41	30	50	DFT-PI2BPSK	L	Inner_Full	21.47	PC3	PASS
n41	30	50	DFT-QPSK	L	Edge_1RB_Left	21.95	PC3	PASS
n41	30	50	DFT-QPSK	L	Edge_1RB_Right	21.35	PC3	PASS
n41	30	50	DFT-QPSK	L	Outer_Full	21.42	PC3	PASS
n41	30	50	DFT-QPSK	L	Inner_Full	21.52	PC3	PASS
n41	30	50	DFT-16QAM	L	Edge_1RB_Left	21.32	PC3	PASS
n41	30	50	DFT-16QAM	L	Edge_1RB_Right	21.47	PC3	PASS
n41	30	50	DFT-16QAM	L	Outer_Full	21.25	PC3	PASS
n41	30	50	DFT-16QAM	L	Inner_Full	21.69	PC3	PASS
n41	30	50	DFT-64QAM	L	Edge_1RB_Left	22.87	PC3	PASS
n41	30	50	DFT-64QAM	L	Edge_1RB_Right	22.42	PC3	PASS
n41	30	50	DFT-64QAM	L	Outer_Full	21.17	PC3	PASS
n41	30	50	DFT-64QAM	L	Inner_Full	21.87	PC3	PASS
n41	30	50	DFT-256QAM	L	Edge_1RB_Left	22.32	PC3	PASS
n41	30	50	DFT-256QAM	L	Edge_1RB_Right	22.42	PC3	PASS
n41	30	50	DFT-256QAM	L	Outer_Full	22.13	PC3	PASS
n41	30	50	DFT-256QAM	L	Inner_Full	22.20	PC3	PASS
n41	30	50	CP-QPSK	L	Edge_1RB_Left	21.68	PC3	PASS
n41	30	50	CP-QPSK	L	Edge_1RB_Right	21.72	PC3	PASS
n41	30	50	CP-QPSK	L	Outer_Full	21.62	PC3	PASS
n41	30	50	CP-QPSK	L	Inner_Full	21.02	PC3	PASS

n41	30	50	CP-16QAM	L	Edge_1RB_Left	22.05	PC3	PASS
n41	30	50	CP-16QAM	L	Edge_1RB_Right	22.35	PC3	PASS
n41	30	50	CP-16QAM	L	Outer_Full	22.42	PC3	PASS
n41	30	50	CP-16QAM	L	Inner_Full	22.39	PC3	PASS
n41	30	50	CP-64QAM	L	Edge_1RB_Left	22.47	PC3	PASS
n41	30	50	CP-64QAM	L	Edge_1RB_Right	22.25	PC3	PASS
n41	30	50	CP-64QAM	L	Outer_Full	22.39	PC3	PASS
n41	30	50	CP-64QAM	L	Inner_Full	22.79	PC3	PASS
n41	30	50	CP-256QAM	L	Edge_1RB_Left	22.65	PC3	PASS
n41	30	50	CP-256QAM	L	Edge_1RB_Right	22.42	PC3	PASS
n41	30	50	CP-256QAM	L	Outer_Full	22.35	PC3	PASS
n41	30	50	CP-256QAM	L	Inner_Full	22.79	PC3	PASS
n41	30	50	DFT-PI2BPSK	M	Edge_1RB_Left	22.32	PC3	PASS
n41	30	50	DFT-PI2BPSK	M	Edge_1RB_Right	22.45	PC3	PASS
n41	30	50	DFT-PI2BPSK	M	Outer_Full	22.02	PC3	PASS
n41	30	50	DFT-PI2BPSK	M	Inner_Full	22.38	PC3	PASS
n41	30	50	DFT-QPSK	M	Edge_1RB_Left	22.79	PC3	PASS
n41	30	50	DFT-QPSK	M	Edge_1RB_Right	22.32	PC3	PASS
n41	30	50	DFT-QPSK	M	Outer_Full	22.47	PC3	PASS
n41	30	50	DFT-QPSK	M	Inner_Full	22.25	PC3	PASS
n41	30	50	DFT-16QAM	M	Edge_1RB_Left	21.93	PC3	PASS
n41	30	50	DFT-16QAM	M	Edge_1RB_Right	21.72	PC3	PASS
n41	30	50	DFT-16QAM	M	Outer_Full	21.52	PC3	PASS
n41	30	50	DFT-16QAM	M	Inner_Full	21.36	PC3	PASS
n41	30	50	DFT-64QAM	M	Edge_1RB_Left	21.46	PC3	PASS
n41	30	50	DFT-64QAM	M	Edge_1RB_Right	21.58	PC3	PASS
n41	30	50	DFT-64QAM	M	Outer_Full	21.77	PC3	PASS
n41	30	50	DFT-64QAM	M	Inner_Full	21.62	PC3	PASS
n41	30	50	DFT-256QAM	M	Edge_1RB_Left	21.75	PC3	PASS
n41	30	50	DFT-256QAM	M	Edge_1RB_Right	21.36	PC3	PASS
n41	30	50	DFT-256QAM	M	Outer_Full	21.58	PC3	PASS
n41	30	50	DFT-256QAM	M	Inner_Full	21.69	PC3	PASS
n41	30	50	CP-QPSK	M	Edge_1RB_Left	21.41	PC3	PASS
n41	30	50	CP-QPSK	M	Edge_1RB_Right	21.22	PC3	PASS
n41	30	50	CP-QPSK	M	Outer_Full	21.65	PC3	PASS
n41	30	50	CP-QPSK	M	Inner_Full	21.79	PC3	PASS
n41	30	50	CP-16QAM	M	Edge_1RB_Left	21.35	PC3	PASS
n41	30	50	CP-16QAM	M	Edge_1RB_Right	21.02	PC3	PASS
n41	30	50	CP-16QAM	M	Outer_Full	21.24	PC3	PASS
n41	30	50	CP-16QAM	M	Inner_Full	21.89	PC3	PASS
n41	30	50	CP-64QAM	M	Edge_1RB_Left	22.36	PC3	PASS
n41	30	50	CP-64QAM	M	Edge_1RB_Right	22.14	PC3	PASS

n41	30	50	CP-64QAM	M	Outer_Full	22.02	PC3	PASS
n41	30	50	CP-64QAM	M	Inner_Full	22.28	PC3	PASS
n41	30	50	CP-256QAM	M	Edge_1RB_Left	22.38	PC3	PASS
n41	30	50	CP-256QAM	M	Edge_1RB_Right	22.14	PC3	PASS
n41	30	50	CP-256QAM	M	Outer_Full	22.28	PC3	PASS
n41	30	50	CP-256QAM	M	Inner_Full	21.57	PC3	PASS
n41	30	50	DFT-PI2BPSK	H	Edge_1RB_Left	21.36	PC3	PASS
n41	30	50	DFT-PI2BPSK	H	Edge_1RB_Right	21.82	PC3	PASS
n41	30	50	DFT-PI2BPSK	H	Outer_Full	21.36	PC3	PASS
n41	30	50	DFT-PI2BPSK	H	Inner_Full	21.74	PC3	PASS
n41	30	50	DFT-QPSK	H	Edge_1RB_Left	21.25	PC3	PASS
n41	30	50	DFT-QPSK	H	Edge_1RB_Right	21.35	PC3	PASS
n41	30	50	DFT-QPSK	H	Outer_Full	21.47	PC3	PASS
n41	30	50	DFT-QPSK	H	Inner_Full	21.35	PC3	PASS
n41	30	50	DFT-16QAM	H	Edge_1RB_Left	21.69	PC3	PASS
n41	30	50	DFT-16QAM	H	Edge_1RB_Right	21.42	PC3	PASS
n41	30	50	DFT-16QAM	H	Outer_Full	20.89	PC3	PASS
n41	30	50	DFT-16QAM	H	Inner_Full	20.36	PC3	PASS
n41	30	50	DFT-64QAM	H	Edge_1RB_Left	20.87	PC3	PASS
n41	30	50	DFT-64QAM	H	Edge_1RB_Right	20.82	PC3	PASS
n41	30	50	DFT-64QAM	H	Outer_Full	20.99	PC3	PASS
n41	30	50	DFT-64QAM	H	Inner_Full	21.04	PC3	PASS
n41	30	50	DFT-256QAM	H	Edge_1RB_Left	21.42	PC3	PASS
n41	30	50	DFT-256QAM	H	Edge_1RB_Right	21.02	PC3	PASS
n41	30	50	DFT-256QAM	H	Outer_Full	21.35	PC3	PASS
n41	30	50	DFT-256QAM	H	Inner_Full	21.41	PC3	PASS
n41	30	50	CP-QPSK	H	Edge_1RB_Left	21.05	PC3	PASS
n41	30	50	CP-QPSK	H	Edge_1RB_Right	21.35	PC3	PASS
n41	30	50	CP-QPSK	H	Outer_Full	21.57	PC3	PASS
n41	30	50	CP-QPSK	H	Inner_Full	21.46	PC3	PASS
n41	30	50	CP-16QAM	H	Edge_1RB_Left	21.25	PC3	PASS
n41	30	50	CP-16QAM	H	Edge_1RB_Right	21.39	PC3	PASS
n41	30	50	CP-16QAM	H	Outer_Full	21.38	PC3	PASS
n41	30	50	CP-16QAM	H	Inner_Full	21.46	PC3	PASS
n41	30	50	CP-64QAM	H	Edge_1RB_Left	21.02	PC3	PASS
n41	30	50	CP-64QAM	H	Edge_1RB_Right	21.28	PC3	PASS
n41	30	50	CP-64QAM	H	Outer_Full	21.32	PC3	PASS
n41	30	50	CP-64QAM	H	Inner_Full	21.41	PC3	PASS
n41	30	50	CP-256QAM	H	Edge_1RB_Left	21.02	PC3	PASS
n41	30	50	CP-256QAM	H	Edge_1RB_Right	21.28	PC3	PASS
n41	30	50	CP-256QAM	H	Outer_Full	22.35	PC3	PASS
n41	30	50	CP-256QAM	H	Inner_Full	22.74	PC3	PASS

n41	30	60	DFT-PI2BPSK	L	Edge_1RB_Left	22.35	PC3	PASS
n41	30	60	DFT-PI2BPSK	L	Edge_1RB_Right	22.69	PC3	PASS
n41	30	60	DFT-PI2BPSK	L	Outer_Full	22.41	PC3	PASS
n41	30	60	DFT-PI2BPSK	L	Inner_Full	22.35	PC3	PASS
n41	30	60	DFT-QPSK	L	Edge_1RB_Left	22.28	PC3	PASS
n41	30	60	DFT-QPSK	L	Edge_1RB_Right	22.49	PC3	PASS
n41	30	60	DFT-QPSK	L	Outer_Full	22.32	PC3	PASS
n41	30	60	DFT-QPSK	L	Inner_Full	22.17	PC3	PASS
n41	30	60	DFT-16QAM	L	Edge_1RB_Left	22.19	PC3	PASS
n41	30	60	DFT-16QAM	L	Edge_1RB_Right	21.36	PC3	PASS
n41	30	60	DFT-16QAM	L	Outer_Full	21.87	PC3	PASS
n41	30	60	DFT-16QAM	L	Inner_Full	21.83	PC3	PASS
n41	30	60	DFT-64QAM	L	Edge_1RB_Left	21.35	PC3	PASS
n41	30	60	DFT-64QAM	L	Edge_1RB_Right	21.47	PC3	PASS
n41	30	60	DFT-64QAM	L	Outer_Full	21.65	PC3	PASS
n41	30	60	DFT-64QAM	L	Inner_Full	21.27	PC3	PASS
n41	30	60	DFT-256QAM	L	Edge_1RB_Left	22.19	PC3	PASS
n41	30	60	DFT-256QAM	L	Edge_1RB_Right	22.42	PC3	PASS
n41	30	60	DFT-256QAM	L	Outer_Full	22.39	PC3	PASS
n41	30	60	DFT-256QAM	L	Inner_Full	22.71	PC3	PASS
n41	30	60	CP-QPSK	L	Edge_1RB_Left	22.35	PC3	PASS
n41	30	60	CP-QPSK	L	Edge_1RB_Right	22.49	PC3	PASS
n41	30	60	CP-QPSK	L	Outer_Full	22.35	PC3	PASS
n41	30	60	CP-QPSK	L	Inner_Full	21.75	PC3	PASS
n41	30	60	CP-16QAM	L	Edge_1RB_Left	21.54	PC3	PASS
n41	30	60	CP-16QAM	L	Edge_1RB_Right	21.98	PC3	PASS
n41	30	60	CP-16QAM	L	Outer_Full	21.36	PC3	PASS
n41	30	60	CP-16QAM	L	Inner_Full	21.74	PC3	PASS
n41	30	60	CP-64QAM	L	Edge_1RB_Left	21.62	PC3	PASS
n41	30	60	CP-64QAM	L	Edge_1RB_Right	21.42	PC3	PASS
n41	30	60	CP-64QAM	L	Outer_Full	21.28	PC3	PASS
n41	30	60	CP-64QAM	L	Inner_Full	21.74	PC3	PASS
n41	30	60	CP-256QAM	L	Edge_1RB_Left	21.35	PC3	PASS
n41	30	60	CP-256QAM	L	Edge_1RB_Right	21.78	PC3	PASS
n41	30	60	CP-256QAM	L	Outer_Full	21.35	PC3	PASS
n41	30	60	CP-256QAM	L	Inner_Full	21.71	PC3	PASS
n41	30	60	DFT-PI2BPSK	M	Edge_1RB_Left	21.62	PC3	PASS
n41	30	60	DFT-PI2BPSK	M	Edge_1RB_Right	21.52	PC3	PASS
n41	30	60	DFT-PI2BPSK	M	Outer_Full	21.36	PC3	PASS
n41	30	60	DFT-PI2BPSK	M	Inner_Full	21.75	PC3	PASS
n41	30	60	DFT-QPSK	M	Edge_1RB_Left	21.32	PC3	PASS
n41	30	60	DFT-QPSK	M	Edge_1RB_Right	21.56	PC3	PASS

n41	30	60	DFT-QPSK	M	Outer_Full	21.75	PC3	PASS
n41	30	60	DFT-QPSK	M	Inner_Full	21.35	PC3	PASS
n41	30	60	DFT-16QAM	M	Edge_1RB_Left	21.49	PC3	PASS
n41	30	60	DFT-16QAM	M	Edge_1RB_Right	21.38	PC3	PASS
n41	30	60	DFT-16QAM	M	Outer_Full	21.42	PC3	PASS
n41	30	60	DFT-16QAM	M	Inner_Full	21.35	PC3	PASS
n41	30	60	DFT-64QAM	M	Edge_1RB_Left	21.71	PC3	PASS
n41	30	60	DFT-64QAM	M	Edge_1RB_Right	21.02	PC3	PASS
n41	30	60	DFT-64QAM	M	Outer_Full	21.02	PC3	PASS
n41	30	60	DFT-64QAM	M	Inner_Full	21.25	PC3	PASS
n41	30	60	DFT-256QAM	M	Edge_1RB_Left	21.36	PC3	PASS
n41	30	60	DFT-256QAM	M	Edge_1RB_Right	21.74	PC3	PASS
n41	30	60	DFT-256QAM	M	Outer_Full	21.24	PC3	PASS
n41	30	60	DFT-256QAM	M	Inner_Full	21.85	PC3	PASS
n41	30	60	CP-QPSK	M	Edge_1RB_Left	21.32	PC3	PASS
n41	30	60	CP-QPSK	M	Edge_1RB_Right	21.41	PC3	PASS
n41	30	60	CP-QPSK	M	Outer_Full	22.02	PC3	PASS
n41	30	60	CP-QPSK	M	Inner_Full	22.31	PC3	PASS
n41	30	60	CP-16QAM	M	Edge_1RB_Left	21.74	PC3	PASS
n41	30	60	CP-16QAM	M	Edge_1RB_Right	21.65	PC3	PASS
n41	30	60	CP-16QAM	M	Outer_Full	21.74	PC3	PASS
n41	30	60	CP-16QAM	M	Inner_Full	21.62	PC3	PASS
n41	30	60	CP-64QAM	M	Edge_1RB_Left	21.02	PC3	PASS
n41	30	60	CP-64QAM	M	Edge_1RB_Right	21.47	PC3	PASS
n41	30	60	CP-64QAM	M	Outer_Full	21.65	PC3	PASS
n41	30	60	CP-64QAM	M	Inner_Full	21.54	PC3	PASS
n41	30	60	CP-256QAM	M	Edge_1RB_Left	21.32	PC3	PASS
n41	30	60	CP-256QAM	M	Edge_1RB_Right	21.47	PC3	PASS
n41	30	60	CP-256QAM	M	Outer_Full	21.25	PC3	PASS
n41	30	60	CP-256QAM	M	Inner_Full	21.46	PC3	PASS
n41	30	60	DFT-PI2BPSK	H	Edge_1RB_Left	21.28	PC3	PASS
n41	30	60	DFT-PI2BPSK	H	Edge_1RB_Right	21.79	PC3	PASS
n41	30	60	DFT-PI2BPSK	H	Outer_Full	21.65	PC3	PASS
n41	30	60	DFT-PI2BPSK	H	Inner_Full	21.35	PC3	PASS
n41	30	60	DFT-QPSK	H	Edge_1RB_Left	21.45	PC3	PASS
n41	30	60	DFT-QPSK	H	Edge_1RB_Right	21.25	PC3	PASS
n41	30	60	DFT-QPSK	H	Outer_Full	21.16	PC3	PASS
n41	30	60	DFT-QPSK	H	Inner_Full	21.58	PC3	PASS
n41	30	60	DFT-16QAM	H	Edge_1RB_Left	21.35	PC3	PASS
n41	30	60	DFT-16QAM	H	Edge_1RB_Right	21.42	PC3	PASS
n41	30	60	DFT-16QAM	H	Outer_Full	21.35	PC3	PASS
n41	30	60	DFT-16QAM	H	Inner_Full	21.42	PC3	PASS

n41	30	60	DFT-64QAM	H	Edge_1RB_Left	21.02	PC3	PASS
n41	30	60	DFT-64QAM	H	Edge_1RB_Right	21.28	PC3	PASS
n41	30	60	DFT-64QAM	H	Outer_Full	21.49	PC3	PASS
n41	30	60	DFT-64QAM	H	Inner_Full	21.65	PC3	PASS
n41	30	60	DFT-256QAM	H	Edge_1RB_Left	21.08	PC3	PASS
n41	30	60	DFT-256QAM	H	Edge_1RB_Right	21.46	PC3	PASS
n41	30	60	DFT-256QAM	H	Outer_Full	21.02	PC3	PASS
n41	30	60	DFT-256QAM	H	Inner_Full	21.28	PC3	PASS
n41	30	60	CP-QPSK	H	Edge_1RB_Left	21.87	PC3	PASS
n41	30	60	CP-QPSK	H	Edge_1RB_Right	21.35	PC3	PASS
n41	30	60	CP-QPSK	H	Outer_Full	22.87	PC3	PASS
n41	30	60	CP-QPSK	H	Inner_Full	22.46	PC3	PASS
n41	30	60	CP-16QAM	H	Edge_1RB_Left	22.36	PC3	PASS
n41	30	60	CP-16QAM	H	Edge_1RB_Right	22.14	PC3	PASS
n41	30	60	CP-16QAM	H	Outer_Full	22.17	PC3	PASS
n41	30	60	CP-16QAM	H	Inner_Full	22.23	PC3	PASS
n41	30	60	CP-64QAM	H	Edge_1RB_Left	22.28	PC3	PASS
n41	30	60	CP-64QAM	H	Edge_1RB_Right	22.29	PC3	PASS
n41	30	60	CP-64QAM	H	Outer_Full	22.46	PC3	PASS
n41	30	60	CP-64QAM	H	Inner_Full	22.87	PC3	PASS
n41	30	60	CP-256QAM	H	Edge_1RB_Left	22.41	PC3	PASS
n41	30	60	CP-256QAM	H	Edge_1RB_Right	22.35	PC3	PASS
n41	30	60	CP-256QAM	H	Outer_Full	22.47	PC3	PASS
n41	30	60	CP-256QAM	H	Inner_Full	22.52	PC3	PASS
n41	30	80	DFT-PI2BPSK	L	Edge_1RB_Left	22.35	PC3	PASS
n41	30	80	DFT-PI2BPSK	L	Edge_1RB_Right	21.96	PC3	PASS
n41	30	80	DFT-PI2BPSK	L	Outer_Full	21.73	PC3	PASS
n41	30	80	DFT-PI2BPSK	L	Inner_Full	21.35	PC3	PASS
n41	30	80	DFT-QPSK	L	Edge_1RB_Left	21.02	PC3	PASS
n41	30	80	DFT-QPSK	L	Edge_1RB_Right	21.41	PC3	PASS
n41	30	80	DFT-QPSK	L	Outer_Full	21.02	PC3	PASS
n41	30	80	DFT-QPSK	L	Inner_Full	21.56	PC3	PASS
n41	30	80	DFT-16QAM	L	Edge_1RB_Left	21.57	PC3	PASS
n41	30	80	DFT-16QAM	L	Edge_1RB_Right	21.79	PC3	PASS
n41	30	80	DFT-16QAM	L	Outer_Full	21.35	PC3	PASS
n41	30	80	DFT-16QAM	L	Inner_Full	21.02	PC3	PASS
n41	30	80	DFT-64QAM	L	Edge_1RB_Left	21.05	PC3	PASS
n41	30	80	DFT-64QAM	L	Edge_1RB_Right	21.17	PC3	PASS
n41	30	80	DFT-64QAM	L	Outer_Full	21.05	PC3	PASS
n41	30	80	DFT-64QAM	L	Inner_Full	21.35	PC3	PASS
n41	30	80	DFT-256QAM	L	Edge_1RB_Left	22.27	PC3	PASS
n41	30	80	DFT-256QAM	L	Edge_1RB_Right	22.42	PC3	PASS

n41	30	80	DFT-256QAM	L	Outer_Full	22.32	PC3	PASS
n41	30	80	DFT-256QAM	L	Inner_Full	22.14	PC3	PASS
n41	30	80	CP-QPSK	L	Edge_1RB_Left	22.28	PC3	PASS
n41	30	80	CP-QPSK	L	Edge_1RB_Right	22.98	PC3	PASS
n41	30	80	CP-QPSK	L	Outer_Full	22.43	PC3	PASS
n41	30	80	CP-QPSK	L	Inner_Full	22.02	PC3	PASS
n41	30	80	CP-16QAM	L	Edge_1RB_Left	21.87	PC3	PASS
n41	30	80	CP-16QAM	L	Edge_1RB_Right	21.46	PC3	PASS
n41	30	80	CP-16QAM	L	Outer_Full	21.98	PC3	PASS
n41	30	80	CP-16QAM	L	Inner_Full	21.75	PC3	PASS
n41	30	80	CP-64QAM	L	Edge_1RB_Left	21.83	PC3	PASS
n41	30	80	CP-64QAM	L	Edge_1RB_Right	21.02	PC3	PASS
n41	30	80	CP-64QAM	L	Outer_Full	21.35	PC3	PASS
n41	30	80	CP-64QAM	L	Inner_Full	21.54	PC3	PASS
n41	30	80	CP-256QAM	L	Edge_1RB_Left	21.43	PC3	PASS
n41	30	80	CP-256QAM	L	Edge_1RB_Right	21.02	PC3	PASS
n41	30	80	CP-256QAM	L	Outer_Full	21.47	PC3	PASS
n41	30	80	CP-256QAM	L	Inner_Full	21.35	PC3	PASS
n41	30	80	DFT-PI2BPSK	M	Edge_1RB_Left	21.36	PC3	PASS
n41	30	80	DFT-PI2BPSK	M	Edge_1RB_Right	21.47	PC3	PASS
n41	30	80	DFT-PI2BPSK	M	Outer_Full	21.05	PC3	PASS
n41	30	80	DFT-PI2BPSK	M	Inner_Full	21.39	PC3	PASS
n41	30	80	DFT-QPSK	M	Edge_1RB_Left	21.79	PC3	PASS
n41	30	80	DFT-QPSK	M	Edge_1RB_Right	22.04	PC3	PASS
n41	30	80	DFT-QPSK	M	Outer_Full	22.15	PC3	PASS
n41	30	80	DFT-QPSK	M	Inner_Full	22.32	PC3	PASS
n41	30	80	DFT-16QAM	M	Edge_1RB_Left	21.14	PC3	PASS
n41	30	80	DFT-16QAM	M	Edge_1RB_Right	21.25	PC3	PASS
n41	30	80	DFT-16QAM	M	Outer_Full	21.28	PC3	PASS
n41	30	80	DFT-16QAM	M	Inner_Full	21.36	PC3	PASS
n41	30	80	DFT-64QAM	M	Edge_1RB_Left	21.27	PC3	PASS
n41	30	80	DFT-64QAM	M	Edge_1RB_Right	21.74	PC3	PASS
n41	30	80	DFT-64QAM	M	Outer_Full	21.25	PC3	PASS
n41	30	80	DFT-64QAM	M	Inner_Full	21.35	PC3	PASS
n41	30	80	DFT-256QAM	M	Edge_1RB_Left	21.25	PC3	PASS
n41	30	80	DFT-256QAM	M	Edge_1RB_Right	21.47	PC3	PASS
n41	30	80	DFT-256QAM	M	Outer_Full	21.47	PC3	PASS
n41	30	80	DFT-256QAM	M	Inner_Full	21.36	PC3	PASS
n41	30	80	CP-QPSK	M	Edge_1RB_Left	21.47	PC3	PASS
n41	30	80	CP-QPSK	M	Edge_1RB_Right	21.20	PC3	PASS
n41	30	80	CP-QPSK	M	Outer_Full	21.78	PC3	PASS
n41	30	80	CP-QPSK	M	Inner_Full	22.35	PC3	PASS

n41	30	80	CP-16QAM	M	Edge_1RB_Left	22.14	PC3	PASS
n41	30	80	CP-16QAM	M	Edge_1RB_Right	22.28	PC3	PASS
n41	30	80	CP-16QAM	M	Outer_Full	22.13	PC3	PASS
n41	30	80	CP-16QAM	M	Inner_Full	22.24	PC3	PASS
n41	30	80	CP-64QAM	M	Edge_1RB_Left	22.13	PC3	PASS
n41	30	80	CP-64QAM	M	Edge_1RB_Right	22.28	PC3	PASS
n41	30	80	CP-64QAM	M	Outer_Full	22.46	PC3	PASS
n41	30	80	CP-64QAM	M	Inner_Full	22.02	PC3	PASS
n41	30	80	CP-256QAM	M	Edge_1RB_Left	22.17	PC3	PASS
n41	30	80	CP-256QAM	M	Edge_1RB_Right	22.14	PC3	PASS
n41	30	80	CP-256QAM	M	Outer_Full	22.32	PC3	PASS
n41	30	80	CP-256QAM	M	Inner_Full	22.52	PC3	PASS
n41	30	80	DFT-PI2BPSK	H	Edge_1RB_Left	21.72	PC3	PASS
n41	30	80	DFT-PI2BPSK	H	Edge_1RB_Right	21.35	PC3	PASS
n41	30	80	DFT-PI2BPSK	H	Outer_Full	21.45	PC3	PASS
n41	30	80	DFT-PI2BPSK	H	Inner_Full	21.38	PC3	PASS
n41	30	80	DFT-QPSK	H	Edge_1RB_Left	21.28	PC3	PASS
n41	30	80	DFT-QPSK	H	Edge_1RB_Right	21.46	PC3	PASS
n41	30	80	DFT-QPSK	H	Outer_Full	21.28	PC3	PASS
n41	30	80	DFT-QPSK	H	Inner_Full	22.39	PC3	PASS
n41	30	80	DFT-16QAM	H	Edge_1RB_Left	22.47	PC3	PASS
n41	30	80	DFT-16QAM	H	Edge_1RB_Right	22.45	PC3	PASS
n41	30	80	DFT-16QAM	H	Outer_Full	22.39	PC3	PASS
n41	30	80	DFT-16QAM	H	Inner_Full	22.47	PC3	PASS
n41	30	80	DFT-64QAM	H	Edge_1RB_Left	22.28	PC3	PASS
n41	30	80	DFT-64QAM	H	Edge_1RB_Right	22.24	PC3	PASS
n41	30	80	DFT-64QAM	H	Outer_Full	22.16	PC3	PASS
n41	30	80	DFT-64QAM	H	Inner_Full	22.32	PC3	PASS
n41	30	80	DFT-256QAM	H	Edge_1RB_Left	22.16	PC3	PASS
n41	30	80	DFT-256QAM	H	Edge_1RB_Right	22.35	PC3	PASS
n41	30	80	DFT-256QAM	H	Outer_Full	22.27	PC3	PASS
n41	30	80	DFT-256QAM	H	Inner_Full	22.32	PC3	PASS
n41	30	80	CP-QPSK	H	Edge_1RB_Left	22.19	PC3	PASS
n41	30	80	CP-QPSK	H	Edge_1RB_Right	22.39	PC3	PASS
n41	30	80	CP-QPSK	H	Outer_Full	22.13	PC3	PASS
n41	30	80	CP-QPSK	H	Inner_Full	22.21	PC3	PASS
n41	30	80	CP-16QAM	H	Edge_1RB_Left	22.32	PC3	PASS
n41	30	80	CP-16QAM	H	Edge_1RB_Right	22.27	PC3	PASS
n41	30	80	CP-16QAM	H	Outer_Full	22.93	PC3	PASS
n41	30	80	CP-16QAM	H	Inner_Full	22.14	PC3	PASS
n41	30	80	CP-64QAM	H	Edge_1RB_Left	22.25	PC3	PASS
n41	30	80	CP-64QAM	H	Edge_1RB_Right	22.46	PC3	PASS

n41	30	80	CP-64QAM	H	Outer_Full	22.21	PC3	PASS
n41	30	80	CP-64QAM	H	Inner_Full	22.71	PC3	PASS
n41	30	80	CP-256QAM	H	Edge_1RB_Left	22.32	PC3	PASS
n41	30	80	CP-256QAM	H	Edge_1RB_Right	22.15	PC3	PASS
n41	30	80	CP-256QAM	H	Outer_Full	22.25	PC3	PASS
n41	30	80	CP-256QAM	H	Inner_Full	22.28	PC3	PASS
n41	30	90	DFT-PI2BPSK	L	Edge_1RB_Left	22.13	PC3	PASS
n41	30	90	DFT-PI2BPSK	L	Edge_1RB_Right	21.87	PC3	PASS
n41	30	90	DFT-PI2BPSK	L	Outer_Full	21.72	PC3	PASS
n41	30	90	DFT-PI2BPSK	L	Inner_Full	21.65	PC3	PASS
n41	30	90	DFT-QPSK	L	Edge_1RB_Left	21.25	PC3	PASS
n41	30	90	DFT-QPSK	L	Edge_1RB_Right	21.79	PC3	PASS
n41	30	90	DFT-QPSK	L	Outer_Full	21.35	PC3	PASS
n41	30	90	DFT-QPSK	L	Inner_Full	21.25	PC3	PASS
n41	30	90	DFT-16QAM	L	Edge_1RB_Left	21.79	PC3	PASS
n41	30	90	DFT-16QAM	L	Edge_1RB_Right	21.35	PC3	PASS
n41	30	90	DFT-16QAM	L	Outer_Full	21.52	PC3	PASS
n41	30	90	DFT-16QAM	L	Inner_Full	21.35	PC3	PASS
n41	30	90	DFT-64QAM	L	Edge_1RB_Left	22.39	PC3	PASS
n41	30	90	DFT-64QAM	L	Edge_1RB_Right	22.71	PC3	PASS
n41	30	90	DFT-64QAM	L	Outer_Full	22.69	PC3	PASS
n41	30	90	DFT-64QAM	L	Inner_Full	22.72	PC3	PASS
n41	30	90	DFT-256QAM	L	Edge_1RB_Left	22.65	PC3	PASS
n41	30	90	DFT-256QAM	L	Edge_1RB_Right	22.32	PC3	PASS
n41	30	90	DFT-256QAM	L	Outer_Full	22.17	PC3	PASS
n41	30	90	DFT-256QAM	L	Inner_Full	22.28	PC3	PASS
n41	30	90	CP-QPSK	L	Edge_1RB_Left	22.93	PC3	PASS
n41	30	90	CP-QPSK	L	Edge_1RB_Right	22.71	PC3	PASS
n41	30	90	CP-QPSK	L	Outer_Full	22.62	PC3	PASS
n41	30	90	CP-QPSK	L	Inner_Full	22.35	PC3	PASS
n41	30	90	CP-16QAM	L	Edge_1RB_Left	22.46	PC3	PASS
n41	30	90	CP-16QAM	L	Edge_1RB_Right	22.89	PC3	PASS
n41	30	90	CP-16QAM	L	Outer_Full	22.35	PC3	PASS
n41	30	90	CP-16QAM	L	Inner_Full	22.79	PC3	PASS
n41	30	90	CP-64QAM	L	Edge_1RB_Left	23.02	PC3	PASS
n41	30	90	CP-64QAM	L	Edge_1RB_Right	23.12	PC3	PASS
n41	30	90	CP-64QAM	L	Outer_Full	23.25	PC3	PASS
n41	30	90	CP-64QAM	L	Inner_Full	23.02	PC3	PASS
n41	30	90	CP-256QAM	L	Edge_1RB_Left	22.62	PC3	PASS
n41	30	90	CP-256QAM	L	Edge_1RB_Right	22.16	PC3	PASS
n41	30	90	CP-256QAM	L	Outer_Full	22.39	PC3	PASS
n41	30	90	CP-256QAM	L	Inner_Full	21.47	PC3	PASS

n41	30	90	DFT-PI2BPSK	M	Edge_1RB_Left	21.32	PC3	PASS
n41	30	90	DFT-PI2BPSK	M	Edge_1RB_Right	21.52	PC3	PASS
n41	30	90	DFT-PI2BPSK	M	Outer_Full	22.39	PC3	PASS
n41	30	90	DFT-PI2BPSK	M	Inner_Full	22.46	PC3	PASS
n41	30	90	DFT-QPSK	M	Edge_1RB_Left	22.13	PC3	PASS
n41	30	90	DFT-QPSK	M	Edge_1RB_Right	22.24	PC3	PASS
n41	30	90	DFT-QPSK	M	Outer_Full	22.13	PC3	PASS
n41	30	90	DFT-QPSK	M	Inner_Full	21.87	PC3	PASS
n41	30	90	DFT-16QAM	M	Edge_1RB_Left	21.75	PC3	PASS
n41	30	90	DFT-16QAM	M	Edge_1RB_Right	21.73	PC3	PASS
n41	30	90	DFT-16QAM	M	Outer_Full	21.58	PC3	PASS
n41	30	90	DFT-16QAM	M	Inner_Full	21.62	PC3	PASS
n41	30	90	DFT-64QAM	M	Edge_1RB_Left	21.55	PC3	PASS
n41	30	90	DFT-64QAM	M	Edge_1RB_Right	21.39	PC3	PASS
n41	30	90	DFT-64QAM	M	Outer_Full	21.02	PC3	PASS
n41	30	90	DFT-64QAM	M	Inner_Full	21.46	PC3	PASS
n41	30	90	DFT-256QAM	M	Edge_1RB_Left	21.87	PC3	PASS
n41	30	90	DFT-256QAM	M	Edge_1RB_Right	22.39	PC3	PASS
n41	30	90	DFT-256QAM	M	Outer_Full	22.45	PC3	PASS
n41	30	90	DFT-256QAM	M	Inner_Full	22.18	PC3	PASS
n41	30	90	CP-QPSK	M	Edge_1RB_Left	21.02	PC3	PASS
n41	30	90	CP-QPSK	M	Edge_1RB_Right	21.05	PC3	PASS
n41	30	90	CP-QPSK	M	Outer_Full	20.62	PC3	PASS
n41	30	90	CP-QPSK	M	Inner_Full	20.78	PC3	PASS
n41	30	90	CP-16QAM	M	Edge_1RB_Left	20.62	PC3	PASS
n41	30	90	CP-16QAM	M	Edge_1RB_Right	20.77	PC3	PASS
n41	30	90	CP-16QAM	M	Outer_Full	20.36	PC3	PASS
n41	30	90	CP-16QAM	M	Inner_Full	20.78	PC3	PASS
n41	30	90	CP-64QAM	M	Edge_1RB_Left	20.32	PC3	PASS
n41	30	90	CP-64QAM	M	Edge_1RB_Right	20.44	PC3	PASS
n41	30	90	CP-64QAM	M	Outer_Full	20.35	PC3	PASS
n41	30	90	CP-64QAM	M	Inner_Full	20.25	PC3	PASS
n41	30	90	CP-256QAM	M	Edge_1RB_Left	20.28	PC3	PASS
n41	30	90	CP-256QAM	M	Edge_1RB_Right	20.39	PC3	PASS
n41	30	90	CP-256QAM	M	Outer_Full	20.79	PC3	PASS
n41	30	90	CP-256QAM	M	Inner_Full	20.65	PC3	PASS
n41	30	90	DFT-PI2BPSK	H	Edge_1RB_Left	20.35	PC3	PASS
n41	30	90	DFT-PI2BPSK	H	Edge_1RB_Right	20.39	PC3	PASS
n41	30	90	DFT-PI2BPSK	H	Outer_Full	20.38	PC3	PASS
n41	30	90	DFT-PI2BPSK	H	Inner_Full	21.46	PC3	PASS
n41	30	90	DFT-QPSK	H	Edge_1RB_Left	21.05	PC3	PASS
n41	30	90	DFT-QPSK	H	Edge_1RB_Right	21.28	PC3	PASS

n41	30	90	DFT-QPSK	H	Outer_Full	21.62	PC3	PASS
n41	30	90	DFT-QPSK	H	Inner_Full	21.42	PC3	PASS
n41	30	90	DFT-16QAM	H	Edge_1RB_Left	21.25	PC3	PASS
n41	30	90	DFT-16QAM	H	Edge_1RB_Right	21.35	PC3	PASS
n41	30	90	DFT-16QAM	H	Outer_Full	21.74	PC3	PASS
n41	30	90	DFT-16QAM	H	Inner_Full	21.35	PC3	PASS
n41	30	90	DFT-64QAM	H	Edge_1RB_Left	21.28	PC3	PASS
n41	30	90	DFT-64QAM	H	Edge_1RB_Right	21.69	PC3	PASS
n41	30	90	DFT-64QAM	H	Outer_Full	21.45	PC3	PASS
n41	30	90	DFT-64QAM	H	Inner_Full	21.35	PC3	PASS
n41	30	90	DFT-256QAM	H	Edge_1RB_Left	22.08	PC3	PASS
n41	30	90	DFT-256QAM	H	Edge_1RB_Right	22.42	PC3	PASS
n41	30	90	DFT-256QAM	H	Outer_Full	22.69	PC3	PASS
n41	30	90	DFT-256QAM	H	Inner_Full	22.71	PC3	PASS
n41	30	90	CP-QPSK	H	Edge_1RB_Left	22.35	PC3	PASS
n41	30	90	CP-QPSK	H	Edge_1RB_Right	22.42	PC3	PASS
n41	30	90	CP-QPSK	H	Outer_Full	22.28	PC3	PASS
n41	30	90	CP-QPSK	H	Inner_Full	22.62	PC3	PASS
n41	30	90	CP-16QAM	H	Edge_1RB_Left	22.43	PC3	PASS
n41	30	90	CP-16QAM	H	Edge_1RB_Right	22.28	PC3	PASS
n41	30	90	CP-16QAM	H	Outer_Full	22.36	PC3	PASS
n41	30	90	CP-16QAM	H	Inner_Full	22.71	PC3	PASS
n41	30	90	CP-64QAM	H	Edge_1RB_Left	21.39	PC3	PASS
n41	30	90	CP-64QAM	H	Edge_1RB_Right	21.79	PC3	PASS
n41	30	90	CP-64QAM	H	Outer_Full	21.62	PC3	PASS
n41	30	90	CP-64QAM	H	Inner_Full	21.65	PC3	PASS
n41	30	90	CP-256QAM	H	Edge_1RB_Left	21.53	PC3	PASS
n41	30	90	CP-256QAM	H	Edge_1RB_Right	21.51	PC3	PASS
n41	30	90	CP-256QAM	H	Outer_Full	21.38	PC3	PASS
n41	30	90	CP-256QAM	H	Inner_Full	21.46	PC3	PASS
n41	30	100	DFT-PI2BPSK	L	Edge_1RB_Left	21.53	PC3	PASS
n41	30	100	DFT-PI2BPSK	L	Edge_1RB_Right	21.35	PC3	PASS
n41	30	100	DFT-PI2BPSK	L	Outer_Full	21.49	PC3	PASS
n41	30	100	DFT-PI2BPSK	L	Inner_Full	21.79	PC3	PASS
n41	30	100	DFT-QPSK	L	Edge_1RB_Left	22.05	PC3	PASS
n41	30	100	DFT-QPSK	L	Edge_1RB_Right	22.36	PC3	PASS
n41	30	100	DFT-QPSK	L	Outer_Full	22.46	PC3	PASS
n41	30	100	DFT-QPSK	L	Inner_Full	22.32	PC3	PASS
n41	30	100	DFT-16QAM	L	Edge_1RB_Left	22.19	PC3	PASS
n41	30	100	DFT-16QAM	L	Edge_1RB_Right	22.19	PC3	PASS
n41	30	100	DFT-16QAM	L	Outer_Full	23.25	PC3	PASS
n41	30	100	DFT-16QAM	L	Inner_Full	23.14	PC3	PASS

n41	30	100	DFT-64QAM	L	Edge_1RB_Left	22.96	PC3	PASS
n41	30	100	DFT-64QAM	L	Edge_1RB_Right	22.75	PC3	PASS
n41	30	100	DFT-64QAM	L	Outer_Full	22.36	PC3	PASS
n41	30	100	DFT-64QAM	L	Inner_Full	22.58	PC3	PASS
n41	30	100	DFT-256QAM	L	Edge_1RB_Left	22.35	PC3	PASS
n41	30	100	DFT-256QAM	L	Edge_1RB_Right	22.79	PC3	PASS
n41	30	100	DFT-256QAM	L	Outer_Full	22.62	PC3	PASS
n41	30	100	DFT-256QAM	L	Inner_Full	22.46	PC3	PASS
n41	30	100	CP-QPSK	L	Edge_1RB_Left	22.25	PC3	PASS
n41	30	100	CP-QPSK	L	Edge_1RB_Right	22.15	PC3	PASS
n41	30	100	CP-QPSK	L	Outer_Full	22.39	PC3	PASS
n41	30	100	CP-QPSK	L	Inner_Full	22.57	PC3	PASS
n41	30	100	CP-16QAM	L	Edge_1RB_Left	22.35	PC3	PASS
n41	30	100	CP-16QAM	L	Edge_1RB_Right	23.15	PC3	PASS
n41	30	100	CP-16QAM	L	Outer_Full	23.34	PC3	PASS
n41	30	100	CP-16QAM	L	Inner_Full	23.25	PC3	PASS
n41	30	100	CP-64QAM	L	Edge_1RB_Left	23.47	PC3	PASS
n41	30	100	CP-64QAM	L	Edge_1RB_Right	23.09	PC3	PASS
n41	30	100	CP-64QAM	L	Outer_Full	23.37	PC3	PASS
n41	30	100	CP-64QAM	L	Inner_Full	23.52	PC3	PASS
n41	30	100	CP-256QAM	L	Edge_1RB_Left	23.14	PC3	PASS
n41	30	100	CP-256QAM	L	Edge_1RB_Right	22.96	PC3	PASS
n41	30	100	CP-256QAM	L	Outer_Full	22.39	PC3	PASS
n41	30	100	CP-256QAM	L	Inner_Full	22.17	PC3	PASS
n41	30	100	DFT-PI2BPSK	M	Edge_1RB_Left	22.28	PC3	PASS
n41	30	100	DFT-PI2BPSK	M	Edge_1RB_Right	22.32	PC3	PASS
n41	30	100	DFT-PI2BPSK	M	Outer_Full	21.27	PC3	PASS
n41	30	100	DFT-PI2BPSK	M	Inner_Full	22.91	PC3	PASS
n41	30	100	DFT-QPSK	M	Edge_1RB_Left	22.62	PC3	PASS
n41	30	100	DFT-QPSK	M	Edge_1RB_Right	22.75	PC3	PASS
n41	30	100	DFT-QPSK	M	Outer_Full	23.35	PC3	PASS
n41	30	100	DFT-QPSK	M	Inner_Full	23.97	PC3	PASS
n41	30	100	DFT-16QAM	M	Edge_1RB_Left	22.78	PC3	PASS
n41	30	100	DFT-16QAM	M	Edge_1RB_Right	21.65	PC3	PASS
n41	30	100	DFT-16QAM	M	Outer_Full	21.79	PC3	PASS
n41	30	100	DFT-16QAM	M	Inner_Full	21.02	PC3	PASS
n41	30	100	DFT-64QAM	M	Edge_1RB_Left	21.35	PC3	PASS
n41	30	100	DFT-64QAM	M	Edge_1RB_Right	21.02	PC3	PASS
n41	30	100	DFT-64QAM	M	Outer_Full	21.30	PC3	PASS
n41	30	100	DFT-64QAM	M	Inner_Full	21.87	PC3	PASS
n41	30	100	DFT-256QAM	M	Edge_1RB_Left	20.93	PC3	PASS
n41	30	100	DFT-256QAM	M	Edge_1RB_Right	21.74	PC3	PASS

n41	30	100	DFT-256QAM	M	Outer_Full	21.50	PC3	PASS
n41	30	100	DFT-256QAM	M	Inner_Full	21.05	PC3	PASS
n41	30	100	CP-QPSK	M	Edge_1RB_Left	21.41	PC3	PASS
n41	30	100	CP-QPSK	M	Edge_1RB_Right	21.28	PC3	PASS
n41	30	100	CP-QPSK	M	Outer_Full	21.39	PC3	PASS
n41	30	100	CP-QPSK	M	Inner_Full	21.71	PC3	PASS
n41	30	100	CP-16QAM	M	Edge_1RB_Left	21.29	PC3	PASS
n41	30	100	CP-16QAM	M	Edge_1RB_Right	21.65	PC3	PASS
n41	30	100	CP-16QAM	M	Outer_Full	21.51	PC3	PASS
n41	30	100	CP-16QAM	M	Inner_Full	21.03	PC3	PASS
n41	30	100	CP-64QAM	M	Edge_1RB_Left	22.32	PC3	PASS
n41	30	100	CP-64QAM	M	Edge_1RB_Right	22.12	PC3	PASS
n41	30	100	CP-64QAM	M	Outer_Full	22.52	PC3	PASS
n41	30	100	CP-64QAM	M	Inner_Full	22.31	PC3	PASS
n41	30	100	CP-256QAM	M	Edge_1RB_Left	22.14	PC3	PASS
n41	30	100	CP-256QAM	M	Edge_1RB_Right	21.93	PC3	PASS
n41	30	100	CP-256QAM	M	Outer_Full	21.87	PC3	PASS
n41	30	100	CP-256QAM	M	Inner_Full	21.83	PC3	PASS
n41	30	100	DFT-PI2BPSK	H	Edge_1RB_Left	21.71	PC3	PASS
n41	30	100	DFT-PI2BPSK	H	Edge_1RB_Right	21.63	PC3	PASS
n41	30	100	DFT-PI2BPSK	H	Outer_Full	21.35	PC3	PASS
n41	30	100	DFT-PI2BPSK	H	Inner_Full	21.28	PC3	PASS
n41	30	100	DFT-QPSK	H	Edge_1RB_Left	21.72	PC3	PASS
n41	30	100	DFT-QPSK	H	Edge_1RB_Right	21.35	PC3	PASS
n41	30	100	DFT-QPSK	H	Outer_Full	21.73	PC3	PASS
n41	30	100	DFT-QPSK	H	Inner_Full	21.32	PC3	PASS
n41	30	100	DFT-16QAM	H	Edge_1RB_Left	21.36	PC3	PASS
n41	30	100	DFT-16QAM	H	Edge_1RB_Right	22.71	PC3	PASS
n41	30	100	DFT-16QAM	H	Outer_Full	22.32	PC3	PASS
n41	30	100	DFT-16QAM	H	Inner_Full	22.54	PC3	PASS
n41	30	100	DFT-64QAM	H	Edge_1RB_Left	22.93	PC3	PASS
n41	30	100	DFT-64QAM	H	Edge_1RB_Right	21.74	PC3	PASS
n41	30	100	DFT-64QAM	H	Outer_Full	21.32	PC3	PASS
n41	30	100	DFT-64QAM	H	Inner_Full	22.12	PC3	PASS
n41	30	100	DFT-256QAM	H	Edge_1RB_Left	22.54	PC3	PASS
n41	30	100	DFT-256QAM	H	Edge_1RB_Right	21.87	PC3	PASS
n41	30	100	DFT-256QAM	H	Outer_Full	21.62	PC3	PASS
n41	30	100	DFT-256QAM	H	Inner_Full	21.43	PC3	PASS
n41	30	100	CP-QPSK	H	Edge_1RB_Left	22.02	PC3	PASS
n41	30	100	CP-QPSK	H	Edge_1RB_Right	22.35	PC3	PASS
n41	30	100	CP-QPSK	H	Outer_Full	22.41	PC3	PASS
n41	30	100	CP-QPSK	H	Inner_Full	22.08	PC3	PASS

n41	30	100	CP-16QAM	H	Edge_1RB_Left	22.35	PC3	PASS
n41	30	100	CP-16QAM	H	Edge_1RB_Right	22.17	PC3	PASS
n41	30	100	CP-16QAM	H	Outer_Full	22.12	PC3	PASS
n41	30	100	CP-16QAM	H	Inner_Full	22.39	PC3	PASS
n41	30	100	CP-64QAM	H	Edge_1RB_Left	22.42	PC3	PASS
n41	30	100	CP-64QAM	H	Edge_1RB_Right	22.02	PC3	PASS
n41	30	100	CP-64QAM	H	Outer_Full	22.32	PC3	PASS
n41	30	100	CP-64QAM	H	Inner_Full	22.41	PC3	PASS
n41	30	100	CP-256QAM	H	Edge_1RB_Left	22.32	PC3	PASS
n41	30	100	CP-256QAM	H	Edge_1RB_Right	22.38	PC3	PASS
n41	30	100	CP-256QAM	H	Outer_Full	22.14	PC3	PASS
n41	30	100	CP-256QAM	H	Inner_Full	22.32	PC3	PASS

Band	SCS	Bandwidth	Modulation	Channel	RB Config	Power (dBm)	Power Class	Verdict
N71	15	5	DFT-PI2BPSK	L	Edge_1RB_Left	22.69	PC3	PASS
N71	15	5	DFT-PI2BPSK	L	Edge_1RB_Right	22.56	PC3	PASS
N71	15	5	DFT-PI2BPSK	L	Outer_Full	22.23	PC3	PASS
N71	15	5	DFT-PI2BPSK	L	Inner_Full	22.70	PC3	PASS
N71	15	5	DFT-QPSK	L	Edge_1RB_Left	22.04	PC3	PASS
N71	15	5	DFT-QPSK	L	Edge_1RB_Right	22.56	PC3	PASS
N71	15	5	DFT-QPSK	L	Outer_Full	22.67	PC3	PASS
N71	15	5	DFT-QPSK	L	Inner_Full	22.76	PC3	PASS
N71	15	5	DFT-16QAM	L	Edge_1RB_Left	21.38	PC3	PASS
N71	15	5	DFT-16QAM	L	Edge_1RB_Right	21.16	PC3	PASS
N71	15	5	DFT-16QAM	L	Outer_Full	21.69	PC3	PASS
N71	15	5	DFT-16QAM	L	Inner_Full	22.66	PC3	PASS
N71	15	5	DFT-64QAM	L	Edge_1RB_Left	20.94	PC3	PASS
N71	15	5	DFT-64QAM	L	Edge_1RB_Right	21.16	PC3	PASS
N71	15	5	DFT-64QAM	L	Outer_Full	21.22	PC3	PASS
N71	15	5	DFT-64QAM	L	Inner_Full	21.20	PC3	PASS
N71	15	5	DFT-256QAM	L	Edge_1RB_Left	19.32	PC3	PASS
N71	15	5	DFT-256QAM	L	Edge_1RB_Right	19.31	PC3	PASS
N71	15	5	DFT-256QAM	L	Outer_Full	19.32	PC3	PASS
N71	15	5	DFT-256QAM	L	Inner_Full	19.44	PC3	PASS
N71	15	5	CP-QPSK	L	Edge_1RB_Left	20.58	PC3	PASS
N71	15	5	CP-QPSK	L	Edge_1RB_Right	20.58	PC3	PASS
N71	15	5	CP-QPSK	L	Outer_Full	20.56	PC3	PASS
N71	15	5	CP-QPSK	L	Inner_Full	22.07	PC3	PASS
N71	15	5	CP-16QAM	L	Edge_1RB_Left	20.40	PC3	PASS
N71	15	5	CP-16QAM	L	Edge_1RB_Right	20.70	PC3	PASS

N71	15	5	CP-16QAM	L	Outer_Full	20.65	PC3	PASS
N71	15	5	CP-16QAM	L	Inner_Full	21.94	PC3	PASS
N71	15	5	CP-64QAM	L	Edge_1RB_Left	19.91	PC3	PASS
N71	15	5	CP-64QAM	L	Edge_1RB_Right	19.94	PC3	PASS
N71	15	5	CP-64QAM	L	Outer_Full	20.16	PC3	PASS
N71	15	5	CP-64QAM	L	Inner_Full	20.27	PC3	PASS
N71	15	5	CP-256QAM	L	Edge_1RB_Left	20.11	PC3	PASS
N71	15	5	CP-256QAM	L	Edge_1RB_Right	20.13	PC3	PASS
N71	15	5	CP-256QAM	L	Outer_Full	20.16	PC3	PASS
N71	15	5	CP-256QAM	L	Inner_Full	20.19	PC3	PASS
N71	15	5	DFT-PI2BPSK	M	Edge_1RB_Left	22.51	PC3	PASS
N71	15	5	DFT-PI2BPSK	M	Edge_1RB_Right	22.37	PC3	PASS
N71	15	5	DFT-PI2BPSK	M	Outer_Full	22.35	PC3	PASS
N71	15	5	DFT-PI2BPSK	M	Inner_Full	22.55	PC3	PASS
N71	15	5	DFT-QPSK	M	Edge_1RB_Left	22.50	PC3	PASS
N71	15	5	DFT-QPSK	M	Edge_1RB_Right	22.43	PC3	PASS
N71	15	5	DFT-QPSK	M	Outer_Full	22.51	PC3	PASS
N71	15	5	DFT-QPSK	M	Inner_Full	22.62	PC3	PASS
N71	15	5	DFT-16QAM	M	Edge_1RB_Left	21.16	PC3	PASS
N71	15	5	DFT-16QAM	M	Edge_1RB_Right	20.99	PC3	PASS
N71	15	5	DFT-16QAM	M	Outer_Full	21.55	PC3	PASS
N71	15	5	DFT-16QAM	M	Inner_Full	22.54	PC3	PASS
N71	15	5	DFT-64QAM	M	Edge_1RB_Left	21.09	PC3	PASS
N71	15	5	DFT-64QAM	M	Edge_1RB_Right	21.02	PC3	PASS
N71	15	5	DFT-64QAM	M	Outer_Full	21.09	PC3	PASS
N71	15	5	DFT-64QAM	M	Inner_Full	21.03	PC3	PASS
N71	15	5	DFT-256QAM	M	Edge_1RB_Left	19.30	PC3	PASS
N71	15	5	DFT-256QAM	M	Edge_1RB_Right	19.22	PC3	PASS
N71	15	5	DFT-256QAM	M	Outer_Full	19.29	PC3	PASS
N71	15	5	DFT-256QAM	M	Inner_Full	19.30	PC3	PASS
N71	15	5	CP-QPSK	M	Edge_1RB_Left	20.56	PC3	PASS
N71	15	5	CP-QPSK	M	Edge_1RB_Right	20.40	PC3	PASS
N71	15	5	CP-QPSK	M	Outer_Full	20.49	PC3	PASS
N71	15	5	CP-QPSK	M	Inner_Full	22.01	PC3	PASS
N71	15	5	CP-16QAM	M	Edge_1RB_Left	20.34	PC3	PASS
N71	15	5	CP-16QAM	M	Edge_1RB_Right	20.28	PC3	PASS
N71	15	5	CP-16QAM	M	Outer_Full	20.50	PC3	PASS
N71	15	5	CP-16QAM	M	Inner_Full	21.70	PC3	PASS
N71	15	5	CP-64QAM	M	Edge_1RB_Left	20.10	PC3	PASS
N71	15	5	CP-64QAM	M	Edge_1RB_Right	19.99	PC3	PASS
N71	15	5	CP-64QAM	M	Outer_Full	19.96	PC3	PASS
N71	15	5	CP-64QAM	M	Inner_Full	20.20	PC3	PASS

N71	15	5	CP-256QAM	M	Edge_1RB_Left	20.11	PC3	PASS
N71	15	5	CP-256QAM	M	Edge_1RB_Right	19.98	PC3	PASS
N71	15	5	CP-256QAM	M	Outer_Full	19.95	PC3	PASS
N71	15	5	CP-256QAM	M	Inner_Full	20.18	PC3	PASS
N71	15	5	DFT-PI2BPSK	H	Edge_1RB_Left	22.29	PC3	PASS
N71	15	5	DFT-PI2BPSK	H	Edge_1RB_Right	22.04	PC3	PASS
N71	15	5	DFT-PI2BPSK	H	Outer_Full	22.16	PC3	PASS
N71	15	5	DFT-PI2BPSK	H	Inner_Full	22.25	PC3	PASS
N71	15	5	DFT-QPSK	H	Edge_1RB_Left	22.26	PC3	PASS
N71	15	5	DFT-QPSK	H	Edge_1RB_Right	22.07	PC3	PASS
N71	15	5	DFT-QPSK	H	Outer_Full	22.24	PC3	PASS
N71	15	5	DFT-QPSK	H	Inner_Full	22.25	PC3	PASS
N71	15	5	DFT-16QAM	H	Edge_1RB_Left	20.91	PC3	PASS
N71	15	5	DFT-16QAM	H	Edge_1RB_Right	20.64	PC3	PASS
N71	15	5	DFT-16QAM	H	Outer_Full	21.27	PC3	PASS
N71	15	5	DFT-16QAM	H	Inner_Full	22.20	PC3	PASS
N71	15	5	DFT-64QAM	H	Edge_1RB_Left	20.94	PC3	PASS
N71	15	5	DFT-64QAM	H	Edge_1RB_Right	20.67	PC3	PASS
N71	15	5	DFT-64QAM	H	Outer_Full	20.72	PC3	PASS
N71	15	5	DFT-64QAM	H	Inner_Full	20.74	PC3	PASS
N71	15	5	DFT-256QAM	H	Edge_1RB_Left	19.25	PC3	PASS
N71	15	5	DFT-256QAM	H	Edge_1RB_Right	18.99	PC3	PASS
N71	15	5	DFT-256QAM	H	Outer_Full	19.07	PC3	PASS
N71	15	5	DFT-256QAM	H	Inner_Full	19.09	PC3	PASS
N71	15	5	CP-QPSK	H	Edge_1RB_Left	20.28	PC3	PASS
N71	15	5	CP-QPSK	H	Edge_1RB_Right	20.21	PC3	PASS
N71	15	5	CP-QPSK	H	Outer_Full	20.10	PC3	PASS
N71	15	5	CP-QPSK	H	Inner_Full	21.62	PC3	PASS
N71	15	5	CP-16QAM	H	Edge_1RB_Left	20.36	PC3	PASS
N71	15	5	CP-16QAM	H	Edge_1RB_Right	20.14	PC3	PASS
N71	15	5	CP-16QAM	H	Outer_Full	20.22	PC3	PASS
N71	15	5	CP-16QAM	H	Inner_Full	21.36	PC3	PASS
N71	15	5	CP-64QAM	H	Edge_1RB_Left	19.72	PC3	PASS
N71	15	5	CP-64QAM	H	Edge_1RB_Right	19.70	PC3	PASS
N71	15	5	CP-64QAM	H	Outer_Full	19.70	PC3	PASS
N71	15	5	CP-64QAM	H	Inner_Full	19.75	PC3	PASS
N71	15	5	CP-256QAM	H	Edge_1RB_Left	20.08	PC3	PASS
N71	15	5	CP-256QAM	H	Edge_1RB_Right	19.76	PC3	PASS
N71	15	5	CP-256QAM	H	Outer_Full	19.70	PC3	PASS
N71	15	5	CP-256QAM	H	Inner_Full	19.66	PC3	PASS
N71	15	10	DFT-PI2BPSK	L	Edge_1RB_Left	22.64	PC3	PASS
N71	15	10	DFT-PI2BPSK	L	Edge_1RB_Right	22.40	PC3	PASS

N71	15	10	DFT-PI2BPSK	L	Outer_Full	22.54	PC3	PASS
N71	15	10	DFT-PI2BPSK	L	Inner_Full	22.40	PC3	PASS
N71	15	10	DFT-QPSK	L	Edge_1RB_Left	21.31	PC3	PASS
N71	15	10	DFT-QPSK	L	Edge_1RB_Right	21.77	PC3	PASS
N71	15	10	DFT-QPSK	L	Outer_Full	22.62	PC3	PASS
N71	15	10	DFT-QPSK	L	Inner_Full	22.62	PC3	PASS
N71	15	10	DFT-16QAM	L	Edge_1RB_Left	21.29	PC3	PASS
N71	15	10	DFT-16QAM	L	Edge_1RB_Right	21.54	PC3	PASS
N71	15	10	DFT-16QAM	L	Outer_Full	21.52	PC3	PASS
N71	15	10	DFT-16QAM	L	Inner_Full	22.60	PC3	PASS
N71	15	10	DFT-64QAM	L	Edge_1RB_Left	21.22	PC3	PASS
N71	15	10	DFT-64QAM	L	Edge_1RB_Right	20.97	PC3	PASS
N71	15	10	DFT-64QAM	L	Outer_Full	21.03	PC3	PASS
N71	15	10	DFT-64QAM	L	Inner_Full	21.16	PC3	PASS
N71	15	10	DFT-256QAM	L	Edge_1RB_Left	19.50	PC3	PASS
N71	15	10	DFT-256QAM	L	Edge_1RB_Right	19.22	PC3	PASS
N71	15	10	DFT-256QAM	L	Outer_Full	19.27	PC3	PASS
N71	15	10	DFT-256QAM	L	Inner_Full	19.27	PC3	PASS
N71	15	10	CP-QPSK	L	Edge_1RB_Left	20.81	PC3	PASS
N71	15	10	CP-QPSK	L	Edge_1RB_Right	20.43	PC3	PASS
N71	15	10	CP-QPSK	L	Outer_Full	20.52	PC3	PASS
N71	15	10	CP-QPSK	L	Inner_Full	22.16	PC3	PASS
N71	15	10	CP-16QAM	L	Edge_1RB_Left	20.55	PC3	PASS
N71	15	10	CP-16QAM	L	Edge_1RB_Right	20.45	PC3	PASS
N71	15	10	CP-16QAM	L	Outer_Full	20.51	PC3	PASS
N71	15	10	CP-16QAM	L	Inner_Full	21.60	PC3	PASS
N71	15	10	CP-64QAM	L	Edge_1RB_Left	20.27	PC3	PASS
N71	15	10	CP-64QAM	L	Edge_1RB_Right	19.77	PC3	PASS
N71	15	10	CP-64QAM	L	Outer_Full	20.10	PC3	PASS
N71	15	10	CP-64QAM	L	Inner_Full	20.04	PC3	PASS
N71	15	10	CP-256QAM	L	Edge_1RB_Left	20.39	PC3	PASS
N71	15	10	CP-256QAM	L	Edge_1RB_Right	19.82	PC3	PASS
N71	15	10	CP-256QAM	L	Outer_Full	20.12	PC3	PASS
N71	15	10	CP-256QAM	L	Inner_Full	20.05	PC3	PASS
N71	15	10	DFT-PI2BPSK	M	Edge_1RB_Left	22.39	PC3	PASS
N71	15	10	DFT-PI2BPSK	M	Edge_1RB_Right	22.46	PC3	PASS
N71	15	10	DFT-PI2BPSK	M	Outer_Full	22.26	PC3	PASS
N71	15	10	DFT-PI2BPSK	M	Inner_Full	22.59	PC3	PASS
N71	15	10	DFT-QPSK	M	Edge_1RB_Left	22.37	PC3	PASS
N71	15	10	DFT-QPSK	M	Edge_1RB_Right	22.41	PC3	PASS
N71	15	10	DFT-QPSK	M	Outer_Full	22.58	PC3	PASS
N71	15	10	DFT-QPSK	M	Inner_Full	22.68	PC3	PASS

N71	15	10	DFT-16QAM	M	Edge_1RB_Left	21.06	PC3	PASS
N71	15	10	DFT-16QAM	M	Edge_1RB_Right	21.17	PC3	PASS
N71	15	10	DFT-16QAM	M	Outer_Full	21.51	PC3	PASS
N71	15	10	DFT-16QAM	M	Inner_Full	22.61	PC3	PASS
N71	15	10	DFT-64QAM	M	Edge_1RB_Left	20.96	PC3	PASS
N71	15	10	DFT-64QAM	M	Edge_1RB_Right	21.01	PC3	PASS
N71	15	10	DFT-64QAM	M	Outer_Full	20.95	PC3	PASS
N71	15	10	DFT-64QAM	M	Inner_Full	21.14	PC3	PASS
N71	15	10	DFT-256QAM	M	Edge_1RB_Left	19.14	PC3	PASS
N71	15	10	DFT-256QAM	M	Edge_1RB_Right	19.30	PC3	PASS
N71	15	10	DFT-256QAM	M	Outer_Full	19.22	PC3	PASS
N71	15	10	DFT-256QAM	M	Inner_Full	19.29	PC3	PASS
N71	15	10	CP-QPSK	M	Edge_1RB_Left	20.42	PC3	PASS
N71	15	10	CP-QPSK	M	Edge_1RB_Right	20.38	PC3	PASS
N71	15	10	CP-QPSK	M	Outer_Full	20.62	PC3	PASS
N71	15	10	CP-QPSK	M	Inner_Full	22.08	PC3	PASS
N71	15	10	CP-16QAM	M	Edge_1RB_Left	20.43	PC3	PASS
N71	15	10	CP-16QAM	M	Edge_1RB_Right	20.32	PC3	PASS
N71	15	10	CP-16QAM	M	Outer_Full	20.45	PC3	PASS
N71	15	10	CP-16QAM	M	Inner_Full	21.51	PC3	PASS
N71	15	10	CP-64QAM	M	Edge_1RB_Left	19.93	PC3	PASS
N71	15	10	CP-64QAM	M	Edge_1RB_Right	19.96	PC3	PASS
N71	15	10	CP-64QAM	M	Outer_Full	19.98	PC3	PASS
N71	15	10	CP-64QAM	M	Inner_Full	20.06	PC3	PASS
N71	15	10	CP-256QAM	M	Edge_1RB_Left	20.08	PC3	PASS
N71	15	10	CP-256QAM	M	Edge_1RB_Right	20.07	PC3	PASS
N71	15	10	CP-256QAM	M	Outer_Full	20.06	PC3	PASS
N71	15	10	CP-256QAM	M	Inner_Full	20.08	PC3	PASS
N71	15	10	DFT-PI2BPSK	H	Edge_1RB_Left	22.34	PC3	PASS
N71	15	10	DFT-PI2BPSK	H	Edge_1RB_Right	22.05	PC3	PASS
N71	15	10	DFT-PI2BPSK	H	Outer_Full	22.49	PC3	PASS
N71	15	10	DFT-PI2BPSK	H	Inner_Full	22.33	PC3	PASS
N71	15	10	DFT-QPSK	H	Edge_1RB_Left	22.39	PC3	PASS
N71	15	10	DFT-QPSK	H	Edge_1RB_Right	22.15	PC3	PASS
N71	15	10	DFT-QPSK	H	Outer_Full	22.39	PC3	PASS
N71	15	10	DFT-QPSK	H	Inner_Full	22.37	PC3	PASS
N71	15	10	DFT-16QAM	H	Edge_1RB_Left	21.05	PC3	PASS
N71	15	10	DFT-16QAM	H	Edge_1RB_Right	20.78	PC3	PASS
N71	15	10	DFT-16QAM	H	Outer_Full	21.32	PC3	PASS
N71	15	10	DFT-16QAM	H	Inner_Full	22.27	PC3	PASS
N71	15	10	DFT-64QAM	H	Edge_1RB_Left	20.94	PC3	PASS
N71	15	10	DFT-64QAM	H	Edge_1RB_Right	20.58	PC3	PASS

N71	15	10	DFT-64QAM	H	Outer_Full	20.81	PC3	PASS
N71	15	10	DFT-64QAM	H	Inner_Full	20.88	PC3	PASS
N71	15	10	DFT-256QAM	H	Edge_1RB_Left	19.27	PC3	PASS
N71	15	10	DFT-256QAM	H	Edge_1RB_Right	19.08	PC3	PASS
N71	15	10	DFT-256QAM	H	Outer_Full	19.06	PC3	PASS
N71	15	10	DFT-256QAM	H	Inner_Full	19.08	PC3	PASS
N71	15	10	CP-QPSK	H	Edge_1RB_Left	20.49	PC3	PASS
N71	15	10	CP-QPSK	H	Edge_1RB_Right	19.93	PC3	PASS
N71	15	10	CP-QPSK	H	Outer_Full	20.35	PC3	PASS
N71	15	10	CP-QPSK	H	Inner_Full	21.82	PC3	PASS
N71	15	10	CP-16QAM	H	Edge_1RB_Left	20.04	PC3	PASS
N71	15	10	CP-16QAM	H	Edge_1RB_Right	19.83	PC3	PASS
N71	15	10	CP-16QAM	H	Outer_Full	20.34	PC3	PASS
N71	15	10	CP-16QAM	H	Inner_Full	21.35	PC3	PASS
N71	15	10	CP-64QAM	H	Edge_1RB_Left	19.92	PC3	PASS
N71	15	10	CP-64QAM	H	Edge_1RB_Right	19.60	PC3	PASS
N71	15	10	CP-64QAM	H	Outer_Full	19.80	PC3	PASS
N71	15	10	CP-64QAM	H	Inner_Full	19.71	PC3	PASS
N71	15	10	CP-256QAM	H	Edge_1RB_Left	19.93	PC3	PASS
N71	15	10	CP-256QAM	H	Edge_1RB_Right	19.62	PC3	PASS
N71	15	10	CP-256QAM	H	Outer_Full	19.71	PC3	PASS
N71	15	10	CP-256QAM	H	Inner_Full	19.81	PC3	PASS
N71	15	15	DFT-PI2BPSK	L	Edge_1RB_Left	22.74	PC3	PASS
N71	15	15	DFT-PI2BPSK	L	Edge_1RB_Right	22.58	PC3	PASS
N71	15	15	DFT-PI2BPSK	L	Outer_Full	22.53	PC3	PASS
N71	15	15	DFT-PI2BPSK	L	Inner_Full	22.72	PC3	PASS
N71	15	15	DFT-QPSK	L	Edge_1RB_Left	22.75	PC3	PASS
N71	15	15	DFT-QPSK	L	Edge_1RB_Right	22.63	PC3	PASS
N71	15	15	DFT-QPSK	L	Outer_Full	22.59	PC3	PASS
N71	15	15	DFT-QPSK	L	Inner_Full	22.65	PC3	PASS
N71	15	15	DFT-16QAM	L	Edge_1RB_Left	21.46	PC3	PASS
N71	15	15	DFT-16QAM	L	Edge_1RB_Right	21.25	PC3	PASS
N71	15	15	DFT-16QAM	L	Outer_Full	21.64	PC3	PASS
N71	15	15	DFT-16QAM	L	Inner_Full	22.64	PC3	PASS
N71	15	15	DFT-64QAM	L	Edge_1RB_Left	21.35	PC3	PASS
N71	15	15	DFT-64QAM	L	Edge_1RB_Right	21.16	PC3	PASS
N71	15	15	DFT-64QAM	L	Outer_Full	21.20	PC3	PASS
N71	15	15	DFT-64QAM	L	Inner_Full	21.13	PC3	PASS
N71	15	15	DFT-256QAM	L	Edge_1RB_Left	19.61	PC3	PASS
N71	15	15	DFT-256QAM	L	Edge_1RB_Right	19.51	PC3	PASS
N71	15	15	DFT-256QAM	L	Outer_Full	19.28	PC3	PASS
N71	15	15	DFT-256QAM	L	Inner_Full	19.28	PC3	PASS

N71	15	15	CP-QPSK	L	Edge_1RB_Left	20.79	PC3	PASS
N71	15	15	CP-QPSK	L	Edge_1RB_Right	20.38	PC3	PASS
N71	15	15	CP-QPSK	L	Outer_Full	20.63	PC3	PASS
N71	15	15	CP-QPSK	L	Inner_Full	22.03	PC3	PASS
N71	15	15	CP-16QAM	L	Edge_1RB_Left	20.52	PC3	PASS
N71	15	15	CP-16QAM	L	Edge_1RB_Right	20.41	PC3	PASS
N71	15	15	CP-16QAM	L	Outer_Full	20.65	PC3	PASS
N71	15	15	CP-16QAM	L	Inner_Full	21.53	PC3	PASS
N71	15	15	CP-64QAM	L	Edge_1RB_Left	20.27	PC3	PASS
N71	15	15	CP-64QAM	L	Edge_1RB_Right	20.08	PC3	PASS
N71	15	15	CP-64QAM	L	Outer_Full	20.09	PC3	PASS
N71	15	15	CP-64QAM	L	Inner_Full	20.16	PC3	PASS
N71	15	15	CP-256QAM	L	Edge_1RB_Left	20.33	PC3	PASS
N71	15	15	CP-256QAM	L	Edge_1RB_Right	20.07	PC3	PASS
N71	15	15	CP-256QAM	L	Outer_Full	20.07	PC3	PASS
N71	15	15	CP-256QAM	L	Inner_Full	20.22	PC3	PASS
N71	15	15	DFT-PI2BPSK	M	Edge_1RB_Left	20.50	PC3	PASS
N71	15	15	DFT-PI2BPSK	M	Edge_1RB_Right	22.32	PC3	PASS
N71	15	15	DFT-PI2BPSK	M	Outer_Full	22.79	PC3	PASS
N71	15	15	DFT-PI2BPSK	M	Inner_Full	22.60	PC3	PASS
N71	15	15	DFT-QPSK	M	Edge_1RB_Left	22.35	PC3	PASS
N71	15	15	DFT-QPSK	M	Edge_1RB_Right	22.34	PC3	PASS
N71	15	15	DFT-QPSK	M	Outer_Full	22.51	PC3	PASS
N71	15	15	DFT-QPSK	M	Inner_Full	22.62	PC3	PASS
N71	15	15	DFT-16QAM	M	Edge_1RB_Left	21.46	PC3	PASS
N71	15	15	DFT-16QAM	M	Edge_1RB_Right	21.39	PC3	PASS
N71	15	15	DFT-16QAM	M	Outer_Full	21.53	PC3	PASS
N71	15	15	DFT-16QAM	M	Inner_Full	22.60	PC3	PASS
N71	15	15	DFT-64QAM	M	Edge_1RB_Left	21.10	PC3	PASS
N71	15	15	DFT-64QAM	M	Edge_1RB_Right	20.94	PC3	PASS
N71	15	15	DFT-64QAM	M	Outer_Full	21.07	PC3	PASS
N71	15	15	DFT-64QAM	M	Inner_Full	21.05	PC3	PASS
N71	15	15	DFT-256QAM	M	Edge_1RB_Left	19.21	PC3	PASS
N71	15	15	DFT-256QAM	M	Edge_1RB_Right	19.18	PC3	PASS
N71	15	15	DFT-256QAM	M	Outer_Full	19.27	PC3	PASS
N71	15	15	DFT-256QAM	M	Inner_Full	19.20	PC3	PASS
N71	15	15	CP-QPSK	M	Edge_1RB_Left	20.52	PC3	PASS
N71	15	15	CP-QPSK	M	Edge_1RB_Right	20.28	PC3	PASS
N71	15	15	CP-QPSK	M	Outer_Full	20.55	PC3	PASS
N71	15	15	CP-QPSK	M	Inner_Full	21.95	PC3	PASS
N71	15	15	CP-16QAM	M	Edge_1RB_Left	20.37	PC3	PASS
N71	15	15	CP-16QAM	M	Edge_1RB_Right	20.43	PC3	PASS

N71	15	15	CP-16QAM	M	Outer_Full	20.59	PC3	PASS
N71	15	15	CP-16QAM	M	Inner_Full	21.47	PC3	PASS
N71	15	15	CP-64QAM	M	Edge_1RB_Left	19.90	PC3	PASS
N71	15	15	CP-64QAM	M	Edge_1RB_Right	19.89	PC3	PASS
N71	15	15	CP-64QAM	M	Outer_Full	20.01	PC3	PASS
N71	15	15	CP-64QAM	M	Inner_Full	20.00	PC3	PASS
N71	15	15	CP-256QAM	M	Edge_1RB_Left	20.00	PC3	PASS
N71	15	15	CP-256QAM	M	Edge_1RB_Right	19.95	PC3	PASS
N71	15	15	CP-256QAM	M	Outer_Full	20.04	PC3	PASS
N71	15	15	CP-256QAM	M	Inner_Full	20.15	PC3	PASS
N71	15	15	DFT-PI2BPSK	H	Edge_1RB_Left	22.42	PC3	PASS
N71	15	15	DFT-PI2BPSK	H	Edge_1RB_Right	22.07	PC3	PASS
N71	15	15	DFT-PI2BPSK	H	Outer_Full	22.41	PC3	PASS
N71	15	15	DFT-PI2BPSK	H	Inner_Full	22.47	PC3	PASS
N71	15	15	DFT-QPSK	H	Edge_1RB_Left	22.43	PC3	PASS
N71	15	15	DFT-QPSK	H	Edge_1RB_Right	22.14	PC3	PASS
N71	15	15	DFT-QPSK	H	Outer_Full	22.35	PC3	PASS
N71	15	15	DFT-QPSK	H	Inner_Full	22.45	PC3	PASS
N71	15	15	DFT-16QAM	H	Edge_1RB_Left	21.05	PC3	PASS
N71	15	15	DFT-16QAM	H	Edge_1RB_Right	20.71	PC3	PASS
N71	15	15	DFT-16QAM	H	Outer_Full	21.41	PC3	PASS
N71	15	15	DFT-16QAM	H	Inner_Full	22.43	PC3	PASS
N71	15	15	DFT-64QAM	H	Edge_1RB_Left	21.04	PC3	PASS
N71	15	15	DFT-64QAM	H	Edge_1RB_Right	20.60	PC3	PASS
N71	15	15	DFT-64QAM	H	Outer_Full	20.98	PC3	PASS
N71	15	15	DFT-64QAM	H	Inner_Full	20.90	PC3	PASS
N71	15	15	DFT-256QAM	H	Edge_1RB_Left	19.30	PC3	PASS
N71	15	15	DFT-256QAM	H	Edge_1RB_Right	19.13	PC3	PASS
N71	15	15	DFT-256QAM	H	Outer_Full	19.13	PC3	PASS
N71	15	15	DFT-256QAM	H	Inner_Full	19.06	PC3	PASS
N71	15	15	CP-QPSK	H	Edge_1RB_Left	20.56	PC3	PASS
N71	15	15	CP-QPSK	H	Edge_1RB_Right	19.93	PC3	PASS
N71	15	15	CP-QPSK	H	Outer_Full	20.35	PC3	PASS
N71	15	15	CP-QPSK	H	Inner_Full	21.84	PC3	PASS
N71	15	15	CP-16QAM	H	Edge_1RB_Left	20.33	PC3	PASS
N71	15	15	CP-16QAM	H	Edge_1RB_Right	19.93	PC3	PASS
N71	15	15	CP-16QAM	H	Outer_Full	20.39	PC3	PASS
N71	15	15	CP-16QAM	H	Inner_Full	21.33	PC3	PASS
N71	15	15	CP-64QAM	H	Edge_1RB_Left	20.09	PC3	PASS
N71	15	15	CP-64QAM	H	Edge_1RB_Right	19.82	PC3	PASS
N71	15	15	CP-64QAM	H	Outer_Full	19.93	PC3	PASS
N71	15	15	CP-64QAM	H	Inner_Full	19.89	PC3	PASS

N71	15	15	CP-256QAM	H	Edge_1RB_Left	20.00	PC3	PASS
N71	15	15	CP-256QAM	H	Edge_1RB_Right	19.60	PC3	PASS
N71	15	15	CP-256QAM	H	Outer_Full	19.85	PC3	PASS
N71	15	15	CP-256QAM	H	Inner_Full	19.99	PC3	PASS
N71	15	20	DFT-PI2BPSK	L	Edge_1RB_Left	23.02	PC3	PASS
N71	15	20	DFT-PI2BPSK	L	Edge_1RB_Right	22.31	PC3	PASS
N71	15	20	DFT-PI2BPSK	L	Outer_Full	22.57	PC3	PASS
N71	15	20	DFT-PI2BPSK	L	Inner_Full	22.76	PC3	PASS
N71	15	20	DFT-QPSK	L	Edge_1RB_Left	22.71	PC3	PASS
N71	15	20	DFT-QPSK	L	Edge_1RB_Right	22.50	PC3	PASS
N71	15	20	DFT-QPSK	L	Outer_Full	22.61	PC3	PASS
N71	15	20	DFT-QPSK	L	Inner_Full	22.64	PC3	PASS
N71	15	20	DFT-16QAM	L	Edge_1RB_Left	21.46	PC3	PASS
N71	15	20	DFT-16QAM	L	Edge_1RB_Right	21.13	PC3	PASS
N71	15	20	DFT-16QAM	L	Outer_Full	21.61	PC3	PASS
N71	15	20	DFT-16QAM	L	Inner_Full	22.53	PC3	PASS
N71	15	20	DFT-64QAM	L	Edge_1RB_Left	21.36	PC3	PASS
N71	15	20	DFT-64QAM	L	Edge_1RB_Right	21.03	PC3	PASS
N71	15	20	DFT-64QAM	L	Outer_Full	21.24	PC3	PASS
N71	15	20	DFT-64QAM	L	Inner_Full	21.05	PC3	PASS
N71	15	20	DFT-256QAM	L	Edge_1RB_Left	19.53	PC3	PASS
N71	15	20	DFT-256QAM	L	Edge_1RB_Right	19.32	PC3	PASS
N71	15	20	DFT-256QAM	L	Outer_Full	19.36	PC3	PASS
N71	15	20	DFT-256QAM	L	Inner_Full	19.22	PC3	PASS
N71	15	20	CP-QPSK	L	Edge_1RB_Left	20.75	PC3	PASS
N71	15	20	CP-QPSK	L	Edge_1RB_Right	20.35	PC3	PASS
N71	15	20	CP-QPSK	L	Outer_Full	20.63	PC3	PASS
N71	15	20	CP-QPSK	L	Inner_Full	22.22	PC3	PASS
N71	15	20	CP-16QAM	L	Edge_1RB_Left	20.77	PC3	PASS
N71	15	20	CP-16QAM	L	Edge_1RB_Right	20.35	PC3	PASS
N71	15	20	CP-16QAM	L	Outer_Full	20.57	PC3	PASS
N71	15	20	CP-16QAM	L	Inner_Full	21.59	PC3	PASS
N71	15	20	CP-64QAM	L	Edge_1RB_Left	20.22	PC3	PASS
N71	15	20	CP-64QAM	L	Edge_1RB_Right	19.99	PC3	PASS
N71	15	20	CP-64QAM	L	Outer_Full	20.13	PC3	PASS
N71	15	20	CP-64QAM	L	Inner_Full	20.23	PC3	PASS
N71	15	20	CP-256QAM	L	Edge_1RB_Left	20.16	PC3	PASS
N71	15	20	CP-256QAM	L	Edge_1RB_Right	19.84	PC3	PASS
N71	15	20	CP-256QAM	L	Outer_Full	20.13	PC3	PASS
N71	15	20	CP-256QAM	L	Inner_Full	20.03	PC3	PASS
N71	15	20	DFT-PI2BPSK	M	Edge_1RB_Left	22.58	PC3	PASS
N71	15	20	DFT-PI2BPSK	M	Edge_1RB_Right	22.29	PC3	PASS

N71	15	20	DFT-PI2BPSK	M	Outer_Full	22.75	PC3	PASS
N71	15	20	DFT-PI2BPSK	M	Inner_Full	22.60	PC3	PASS
N71	15	20	DFT-QPSK	M	Edge_1RB_Left	22.50	PC3	PASS
N71	15	20	DFT-QPSK	M	Edge_1RB_Right	22.44	PC3	PASS
N71	15	20	DFT-QPSK	M	Outer_Full	22.56	PC3	PASS
N71	15	20	DFT-QPSK	M	Inner_Full	22.54	PC3	PASS
N71	15	20	DFT-16QAM	M	Edge_1RB_Left	21.34	PC3	PASS
N71	15	20	DFT-16QAM	M	Edge_1RB_Right	21.07	PC3	PASS
N71	15	20	DFT-16QAM	M	Outer_Full	21.55	PC3	PASS
N71	15	20	DFT-16QAM	M	Inner_Full	22.57	PC3	PASS
N71	15	20	DFT-64QAM	M	Edge_1RB_Left	21.16	PC3	PASS
N71	15	20	DFT-64QAM	M	Edge_1RB_Right	20.97	PC3	PASS
N71	15	20	DFT-64QAM	M	Outer_Full	21.06	PC3	PASS
N71	15	20	DFT-64QAM	M	Inner_Full	20.97	PC3	PASS
N71	15	20	DFT-256QAM	M	Edge_1RB_Left	19.26	PC3	PASS
N71	15	20	DFT-256QAM	M	Edge_1RB_Right	19.31	PC3	PASS
N71	15	20	DFT-256QAM	M	Outer_Full	19.19	PC3	PASS
N71	15	20	DFT-256QAM	M	Inner_Full	19.19	PC3	PASS
N71	15	20	CP-QPSK	M	Edge_1RB_Left	20.59	PC3	PASS
N71	15	20	CP-QPSK	M	Edge_1RB_Right	20.29	PC3	PASS
N71	15	20	CP-QPSK	M	Outer_Full	20.60	PC3	PASS
N71	15	20	CP-QPSK	M	Inner_Full	22.05	PC3	PASS
N71	15	20	CP-16QAM	M	Edge_1RB_Left	20.54	PC3	PASS
N71	15	20	CP-16QAM	M	Edge_1RB_Right	20.47	PC3	PASS
N71	15	20	CP-16QAM	M	Outer_Full	20.50	PC3	PASS
N71	15	20	CP-16QAM	M	Inner_Full	21.47	PC3	PASS
N71	15	20	CP-64QAM	M	Edge_1RB_Left	19.95	PC3	PASS
N71	15	20	CP-64QAM	M	Edge_1RB_Right	19.77	PC3	PASS
N71	15	20	CP-64QAM	M	Outer_Full	20.01	PC3	PASS
N71	15	20	CP-64QAM	M	Inner_Full	20.12	PC3	PASS
N71	15	20	CP-256QAM	M	Edge_1RB_Left	20.13	PC3	PASS
N71	15	20	CP-256QAM	M	Edge_1RB_Right	19.95	PC3	PASS
N71	15	20	CP-256QAM	M	Outer_Full	20.08	PC3	PASS
N71	15	20	CP-256QAM	M	Inner_Full	20.11	PC3	PASS
N71	15	20	DFT-PI2BPSK	H	Edge_1RB_Left	22.51	PC3	PASS
N71	15	20	DFT-PI2BPSK	H	Edge_1RB_Right	22.23	PC3	PASS
N71	15	20	DFT-PI2BPSK	H	Outer_Full	22.37	PC3	PASS
N71	15	20	DFT-PI2BPSK	H	Inner_Full	22.46	PC3	PASS
N71	15	20	DFT-QPSK	H	Edge_1RB_Left	22.56	PC3	PASS
N71	15	20	DFT-QPSK	H	Edge_1RB_Right	22.13	PC3	PASS
N71	15	20	DFT-QPSK	H	Outer_Full	22.43	PC3	PASS
N71	15	20	DFT-QPSK	H	Inner_Full	22.54	PC3	PASS

N71	15	20	DFT-16QAM	H	Edge_1RB_Left	21.26	PC3	PASS
N71	15	20	DFT-16QAM	H	Edge_1RB_Right	20.76	PC3	PASS
N71	15	20	DFT-16QAM	H	Outer_Full	21.47	PC3	PASS
N71	15	20	DFT-16QAM	H	Inner_Full	22.44	PC3	PASS
N71	15	20	DFT-64QAM	H	Edge_1RB_Left	21.16	PC3	PASS
N71	15	20	DFT-64QAM	H	Edge_1RB_Right	20.70	PC3	PASS
N71	15	20	DFT-64QAM	H	Outer_Full	20.96	PC3	PASS
N71	15	20	DFT-64QAM	H	Inner_Full	20.88	PC3	PASS
N71	15	20	DFT-256QAM	H	Edge_1RB_Left	19.35	PC3	PASS
N71	15	20	DFT-256QAM	H	Edge_1RB_Right	19.11	PC3	PASS
N71	15	20	DFT-256QAM	H	Outer_Full	19.17	PC3	PASS
N71	15	20	DFT-256QAM	H	Inner_Full	19.15	PC3	PASS
N71	15	20	CP-QPSK	H	Edge_1RB_Left	20.45	PC3	PASS
N71	15	20	CP-QPSK	H	Edge_1RB_Right	20.24	PC3	PASS
N71	15	20	CP-QPSK	H	Outer_Full	20.43	PC3	PASS
N71	15	20	CP-QPSK	H	Inner_Full	22.00	PC3	PASS
N71	15	20	CP-16QAM	H	Edge_1RB_Left	20.42	PC3	PASS
N71	15	20	CP-16QAM	H	Edge_1RB_Right	19.86	PC3	PASS
N71	15	20	CP-16QAM	H	Outer_Full	20.42	PC3	PASS
N71	15	20	CP-16QAM	H	Inner_Full	21.38	PC3	PASS
N71	15	20	CP-64QAM	H	Edge_1RB_Left	20.07	PC3	PASS
N71	15	20	CP-64QAM	H	Edge_1RB_Right	19.59	PC3	PASS
N71	15	20	CP-64QAM	H	Outer_Full	19.95	PC3	PASS
N71	15	20	CP-64QAM	H	Inner_Full	20.09	PC3	PASS
N71	15	20	CP-256QAM	H	Edge_1RB_Left	20.23	PC3	PASS
N71	15	20	CP-256QAM	H	Edge_1RB_Right	19.81	PC3	PASS
N71	15	20	CP-256QAM	H	Outer_Full	19.87	PC3	PASS
N71	15	20	CP-256QAM	H	Inner_Full	20.00	PC3	PASS

Remark:

1. Per KDB941225 D05 v02r05, Start with the largest channel bandwidth then measure SAR for QPSK with 1 RB allocation, using the RB offset and required test channel combination with the highest maximum output power among RB offsets at the upper edge, middle, and lower edge of each required test channel. When the reported SAR is ≤ 0.8 W/kg, testing of the remaining RB offset configurations and required test channels is not required for 1 RB allocation; otherwise, SAR is required for the remaining required test channels and only for the RB offset configuration with the highest output power for that channel. 6 When the reported SAR of a required test channel is > 1.45 W/kg, SAR is required for all three RB offset configurations for that required test channel.

2. Per KDB941225 D05 v02r05, The procedures required for 1 RB allocation in 5.2.1 are applied to measure the SAR for QPSK with 50% RB allocation.

3. Per KDB941225 D05 v02r05, For QPSK with 100% RB allocation, SAR is not required when the highest maximum output power for 100 % RB allocation is less than the highest maximum output power in 50% and 1 RB allocations, and

Waltek Testing Group (Shenzhen) Co., Ltd.

[Http://www.waltek.com.cn](http://www.waltek.com.cn)

the highest reported SAR for 1 RB and 50% RB allocation in 5.2.1 and 5.2.2 are ≤ 0.8 W/kg. Otherwise, SAR is measured for the highest output power channel; and if the reported SAR is > 1.45 W/kg, the remaining required test channels must also be tested.

4. Per KDB941225 D05 v02r05, For each modulation besides QPSK; e.g., 16-QAM, 64-QAM, apply the QPSK procedures in 5.2.1, 5.2.2, and 5.2.3 to determine the QAM configurations that may need SAR measurement. For each configuration identified as required for testing, SAR is required only when the highest maximum output power for the configuration in the higher order modulation is $> \frac{1}{2}$ dB higher than the same configuration in QPSK or when the reported SAR for the QPSK configuration is > 1.45 W/kg.

WLAN(5.2G) – Conducted Power				
Test Mode	Channel	Frequency (MHz)	Average Power (dBm)	Tune-up power (dBm)
802.11a	CH 36	5180	12.91	13.0
	CH 40	5200	12.77	13.0
	CH 48	5240	13.08	13.5
802.11n (HT20)	CH 36	5180	11.37	11.5
	CH 40	5200	11.45	11.5
	CH 48	5240	11.70	12.0
802.11n (HT40)	CH 38	5190	10.46	11.0
	CH 46	5230	10.61	11.0
802.11ac(VHT80)	CH42	5210	9.35	9.5

WLAN(5.3G) – Conducted Power				
Test Mode	Channel	Frequency (MHz)	Average Power (dBm)	Tune-up power (dBm)
802.11a	CH 52	5260	12.62	13.0
	CH 56	5280	12.20	12.5
	CH 64	5320	12.79	13.0
802.11n (HT20)	CH 52	5260	11.53	12.0
	CH 56	5280	11.75	12.0
	CH 64	5320	11.66	12.0
802.11n (HT40)	CH 54	5270	10.78	11.0
	CH62	5310	10.80	11.0
802.11ac(VHT80)	CH 58	5290	11.69	12.0

WLAN(5.6G) – Conducted Power				
Test Mode	Channel	Frequency (MHz)	Average Power (dBm)	Tune-up power (dBm)
802.11a	CH 100	5500	12.93	13.0
	CH 120	5600	12.62	13.0
	CH 140	5700	12.50	13.0
802.11n (HT20)	CH 100	5500	11.67	12.0
	CH 120	5600	11.73	12.0
	CH 140	5700	11.74	12.0
802.11n (HT40)	CH 102	5510	10.20	10.5
	CH118	5590	9.80	10.0
	CH134	5670	10.52	11.0
802.11ac(VHT80)	CH106	5530	10.06	10.5
	CH122	5610	10.20	10.5

WLAN(5.8G) – Conducted Power				
Test Mode	Channel	Frequency (MHz)	Average Power (dBm)	Tune-up power (dBm)
802.11a	CH 149	5745	12.42	12.5
	CH 157	5785	12.06	12.5
	CH 165	5825	12.27	12.5
802.11n (HT20)	CH 149	5745	10.25	10.5
	CH 157	5785	10.47	10.5
	CH 165	5825	10.72	11.0
802.11n (HT40)	CH 151	5755	9.39	9.5
	CH 159	5795	9.77	10.0
802.11ac(VHT80)	CH 155	5755	9.31	9.5

WLAN(2.4G) - Maximum Average Power					
Test Mode	Data Rate	Channel	Frequency (MHz)	Average Power (dBm)	Tune-up power (dBm)
802.11b	1Mbps	CH 01	2412	14.95	15.0
		CH 06	2437	15.97	16.0
		CH 11	2462	15.26	15.5
802.11g	6Mbps	CH 01	2412	13.86	14.0
		CH 06	2437	14.17	14.5
		CH 11	2462	12.91	13.0
802.11n (20MHz)	MCS0	CH 01	2412	12.12	12.5
		CH 06	2437	11.65	12.0
		CH 11	2462	13.20	13.5
802.11n (40MHz)	MCS0	CH 03	2422	11.78	12.0
		CH 06	2437	11.64	12.0
		CH 09	2452	12.15	12.5

Remark:

1. Per KDB 248227 D01 v02r02, For 802.11b DSSS SAR measurements, DSSS SAR procedure applies to fixed exposure test position and initial test position procedure applies to multiple exposure test positions.
2. Per KDB 248227 D01 v02r02, For 802.11b DSSS SAR measurements ,when the reported SAR of the highest measured maximum output power channel (see 3.1) for the exposure configuration is ≤ 0.8 W/kg, no further SAR testing is required for 802.11b DSSS in that exposure configuration. When the reported SAR is > 0.8 W/kg, SAR is required for that exposure configuration using the next highest measured output power channel. When any reported SAR is > 1.2 W/kg, SAR is required for the third channel; i.e., all channels require testing.
- 3 .For OFDM modes (802.11g/n), SAR is not required when the highest reported SAR for DSSS is adjusted by the ratio of OFDM to DSSS specified maximum output power and it is ≤ 1.2 W/kg.
4. Per KDB 248227 D01 v02r02, When multiple channel bandwidth configurations in a frequency band have the same specified maximum output power, the initial test configuration is determined by applying the following steps sequentially.
 - 1) The largest channel bandwidth configuration is selected among the multiple configurations in a frequency band with the same specified maximum output power.
 - 2) If multiple configurations have the same specified maximum output power and largest channel bandwidth, the lowest order modulation among the largest channel bandwidth configurations is selected.
 - 3) If multiple configurations have the same specified maximum output power, largest channel bandwidth and lowest order modulation, the lowest data rate configuration among these configurations is selected.
 - 4) When multiple transmission modes (802.11a/g/n/ac) have the same specified maximum output power, largest channel bandwidth, lowest order modulation and lowest data rate, the lowest order 802.11 mode is selected; i.e., 802.11a is chosen over 802.11n then 802.11ac or 802.11g is chosen over 802.11n.

Bluetooth - Maximum Average Power			
Test Mode	Data Rate	Average Power(dBm)	Tune-up power (dBm)
GFSK	1Mbps	11.91	12.0
Pi/4 QDPSK	2Mbps	11.54	12.0
8DPSK	3Mbps	11.52	12.0

Bluetooth - Maximum Average Power					
Test Mode	Data Rate	Channel	Frequency (MHz)	Average Power (dBm)	Tune-up power (dBm)
BLE	1Mbps	CH 00	2402	-4.477	-4.0
		CH 19	2440	-3.324	-3.0
		CH 39	2480	-3.807	-3.5

9.2 Test Results for Standalone SAR Test

Head SAR

GSM850 – Head SAR Test									
Plot No.	Mode	Test Position Head	Frequency		Output Power (dBm)	Rated Limit (dBm)	Scaling Factor	SAR1g (W/kg)	Scaled SAR1g (W/kg)
			CH.	MHz					
1.	GSM	Right Cheek	128	824.2	33.93	34.0	1.016	0.373	0.379
	GSM	Right Tilted	128	824.2	33.93	34.0	1.016	0.239	0.243
	GSM	Left Cheek	128	824.2	33.93	34.0	1.016	0.311	0.316
	GSM	Left Tilted	128	824.2	33.93	34.0	1.016	0.213	0.216

GSM1900 – Head SAR Test									
Plot No.	Mode	Test Position Head	Frequency		Output Power (dBm)	Rated Limit (dBm)	Scaling Factor	SAR1g (W/kg)	Scaled SAR1g (W/kg)
			CH.	M Hz					
2.	GSM	Right Cheek	512	1850.2	29.21	29.5	1.069	0.046	0.049
	GSM	Right Tilted	512	1850.2	29.21	29.5	1.069	0.023	0.025
	GSM	Left Cheek	512	1850.2	29.21	29.5	1.069	0.040	0.043
	GSM	Left Tilted	512	1850.2	29.21	29.5	1.069	0.028	0.030

GPRS850 – Head SAR Test									
Plot No.	Mode	Test Position Head	Frequency		Output Power (dBm)	Rated Limit (dBm)	Scaling Factor	SAR1g (W/kg)	Scaled SAR1g (W/kg)
			CH.	MHz					
3.	GPRS_2TX	Right Cheek	190	836.6	32.61	33.0	1.094	0.304	0.333
	GPRS_2TX	Right Tilted	190	836.6	32.61	33.0	1.094	0.194	0.212
	GPRS_2TX	Left Cheek	190	836.6	32.61	33.0	1.094	0.295	0.323
	GPRS_2TX	Left Tilted	190	836.6	32.61	33.0	1.094	0.187	0.205

GPRS1900 – Head SAR Test									
Plot No.	Mode	Test Position Head	Frequency		Output Power (dBm)	Rated Limit (dBm)	Scaling Factor	SAR1g (W/kg)	Scaled SAR1g (W/kg)
			CH.	M Hz					
4.	GPRS_4TX	Right Cheek	512	1850.2	25.67	26.0	1.079	0.051	0.055
	GPRS_4TX	Right Tilted	512	1850.2	25.67	26.0	1.079	0.036	0.039
	GPRS_4TX	Left Cheek	512	1850.2	25.67	26.0	1.079	0.033	0.036
	GPRS_4TX	Left Tilted	512	1850.2	25.67	26.0	1.079	0.019	0.020

WCDMA Band 2 – Head SAR Test									
Plot No.	Mode	Test Position Head	Frequency		Output Power (dBm)	Rated Limit (dBm)	Scaling Factor	SAR1g (W/kg)	Scaled SAR1g (W/kg)
			CH.	MHz					
	RMC	Right Cheek	9262	1852.4	23.08	23.5	1.102	0.048	0.053
	RMC	Right Tilted	9262	1852.4	23.08	23.5	1.102	0.021	0.023
5.	RMC	Left Cheek	9262	1852.4	23.08	23.5	1.102	0.087	0.096
	RMC	Left Tilted	9262	1852.4	23.08	23.5	1.102	0.043	0.047

WCDMA Band 4 – Head SAR Test									
Plot No.	Mode	Test Position Head	Frequency		Output Power (dBm)	Rated Limit (dBm)	Scaling Factor	SAR1g (W/kg)	Scaled SAR1g (W/kg)
			CH.	MHz					
	RMC	Right Cheek	1312	1712.4	22.96	23.0	1.009	0.044	0.044
	RMC	Right Tilted	1312	1712.4	22.96	23.0	1.009	0.026	0.026
6.	RMC	Left Cheek	1312	1712.4	22.96	23.0	1.009	0.096	0.097
	RMC	Left Tilted	1312	1712.4	22.96	23.0	1.009	0.074	0.075

WCDMA Band 5 – Head SAR Test									
Plot No.	Mode	Test Position Head	Frequency		Output Power (dBm)	Rated Limit (dBm)	Scaling Factor	SAR1g (W/kg)	Scaled SAR1g (W/kg)
			CH.	MHz					
	RMC	Right Cheek	4132	826.4	24.57	25.0	1.104	0.221	0.244
	RMC	Right Tilted	4132	826.4	24.57	25.0	1.104	0.129	0.142
7.	RMC	Left Cheek	4132	826.4	24.57	25.0	1.104	0.227	0.251
	RMC	Left Tilted	4132	826.4	24.57	25.0	1.104	0.134	0.148

LTE Band 2– Head SAR Test									
Plot No.	Mode	Test Position Head	Frequency MHz	Output Power (dBm)	Rated Limit (dBm)	Scaling Factor	SAR1g (W/kg)	Scaled SAR1g (W/kg)	
	Modulation, Bandwidth, RB								
	QPSK 20MHz 1RB	Right Cheek	1860	22.75	23.0	1.059	0.077	0.082	
	QPSK 20MHz 1RB	Right Tilted	1860	22.75	23.0	1.059	0.048	0.051	
8.	QPSK 20MHz 1RB	Left Cheek	1860	22.75	23.0	1.059	0.099	0.105	
	QPSK 20MHz 1RB	Left Tilted	1860	22.75	23.0	1.059	0.043	0.046	
	QPSK 20MHz 50%RB	Right Cheek	1860	22.75	23.0	1.059	0.057	0.060	
	QPSK 20MHz 50%RB	Right Tilted	1860	22.75	23.0	1.059	0.038	0.040	
	QPSK 20MHz 50%RB	Left Cheek	1860	22.75	23.0	1.059	0.084	0.089	
	QPSK 20MHz 50%RB	Left Tilted	1860	22.75	23.0	1.059	0.064	0.068	

LTE Band 4– Head SAR Test								
Plot No.	Mode	Test Position Head	Frequency	Output Power (dBm)	Rated Limit (dBm)	Scaling Factor	SAR1g (W/kg)	Scaled SAR1g (W/kg)
	Modulation, Bandwidth, RB		MHz					
	QPSK 20MHz 1RB	Right Cheek	1745	21.76	22.0	1.057	0.054	0.057
	QPSK 20MHz 1RB	Right Tilted	1745	21.76	22.0	1.057	0.031	0.033
9.	QPSK 20MHz 1RB	Left Cheek	1745	21.76	22.0	1.057	0.078	0.082
	QPSK 20MHz 1RB	Left Tilted	1745	21.76	22.0	1.057	0.054	0.057
	QPSK 20MHz 50%RB	Right Cheek	1745	21.76	22.0	1.057	0.041	0.043
	QPSK 20MHz 50%RB	Right Tilted	1745	21.76	22.0	1.057	0.025	0.026
	QPSK 20MHz 50%RB	Left Cheek	1745	21.76	22.0	1.057	0.061	0.064
	QPSK 20MHz 50%RB	Left Tilted	1745	21.76	22.0	1.057	0.037	0.039

LTE Band 5– Head SAR Test								
Plot No.	Mode	Test Position Head	Frequency	Output Power (dBm)	Rated Limit (dBm)	Scaling Factor	SAR1g (W/kg)	Scaled SAR1g (W/kg)
	Modulation, Bandwidth		MHz					
10.	QPSK 10MHz 1RB	Right Cheek	844	24.36	24.5	1.033	0.244	0.252
	QPSK 10MHz 1RB	Right Tilted	844	24.36	24.5	1.033	0.139	0.144
	QPSK 10MHz 1RB	Left Cheek	844	24.36	24.5	1.033	0.223	0.230
	QPSK 10MHz 1RB	Left Tilted	844	24.36	24.5	1.033	0.164	0.169
	QPSK 10MHz 50%RB	Right Cheek	844	24.36	24.5	1.033	0.201	0.208
	QPSK 10MHz 50%RB	Right Tilted	844	24.36	24.5	1.033	0.124	0.128
	QPSK 10MHz 50%RB	Left Cheek	844	24.36	24.5	1.033	0.184	0.190
	QPSK 10MHz 50%RB	Left Tilted	844	24.36	24.5	1.033	0.103	0.106

LTE Band 12– Head SAR Test								
Plot No.	Mode	Test Position Head	Frequency	Output Power (dBm)	Rated Limit (dBm)	Scaling Factor	SAR1g (W/kg)	Scaled SAR1g (W/kg)
	Modulation, Bandwidth		MHz					
11.	QPSK 10MHz 1RB	Right Cheek	704	24.83	25.0	1.040	0.150	0.156
	QPSK 10MHz 1RB	Right Tilted	704	24.83	25.0	1.040	0.099	0.103
	QPSK 10MHz 1RB	Left Cheek	704	24.83	25.0	1.040	0.149	0.155
	QPSK 10MHz 1RB	Left Tilted	704	24.83	25.0	1.040	0.101	0.105
	QPSK 10MHz 50%RB	Right Cheek	704	24.83	25.0	1.040	0.125	0.130
	QPSK 10MHz 50%RB	Right Tilted	704	24.83	25.0	1.040	0.109	0.113
	QPSK 10MHz 50%RB	Left Cheek	704	24.83	25.0	1.040	0.122	0.127
	QPSK 10MHz 50%RB	Left Tilted	704	24.83	25.0	1.040	0.097	0.101

LTE Band 13– Head SAR Test								
Plot No.	Mode	Test Position Head	Freque ncy	Output Power (dBm)	Rated Limit (dBm)	Scaling Factor	SAR1g (W/kg)	Scaled SAR1g (W/kg)
	Modulation, Bandwidth		MHz					
12.	QPSK 10MHz 1RB	Right Cheek	782	24.81	25.0	1.045	0.187	0.195
	QPSK 10MHz 1RB	Right Tilted	782	24.81	25.0	1.045	0.116	0.121
	QPSK 10MHz 1RB	Left Cheek	782	24.81	25.0	1.045	0.155	0.162
	QPSK 10MHz 1RB	Left Tilted	782	24.81	25.0	1.045	0.097	0.101
	QPSK 10MHz 50%RB	Right Cheek	782	24.81	25.0	1.045	0.135	0.141
	QPSK 10MHz 50%RB	Right Tilted	782	24.81	25.0	1.045	0.084	0.088
	QPSK 10MHz 50%RB	Left Cheek	782	24.81	25.0	1.045	0.128	0.134
	QPSK 10MHz 50%RB	Left Tilted	782	24.81	25.0	1.045	0.089	0.093

LTE Band 17– Head SAR Test								
Plot No.	Mode	Test Position Head	Freque ncy	Output Power (dBm)	Rated Limit (dBm)	Scaling Factor	SAR1g (W/kg)	Scaled SAR1g (W/kg)
	Modulation, Bandwidth		MHz					
13.	QPSK 10MHz 1RB	Right Cheek	709	24.34	24.5	1.038	0.164	0.170
	QPSK 10MHz 1RB	Right Tilted	709	24.34	24.5	1.038	0.105	0.109
	QPSK 10MHz 1RB	Left Cheek	709	24.34	24.5	1.038	0.155	0.161
	QPSK 10MHz 1RB	Left Tilted	709	24.34	24.5	1.038	0.108	0.112
	QPSK 10MHz 50%RB	Right Cheek	709	24.34	24.5	1.038	0.133	0.138
	QPSK 10MHz 50%RB	Right Tilted	709	24.34	24.5	1.038	0.097	0.101
	QPSK 10MHz 50%RB	Left Cheek	709	24.34	24.5	1.038	0.123	0.128
	QPSK 10MHz 50%RB	Left Tilted	709	24.34	24.5	1.038	0.094	0.098

LTE Band 25– Head SAR Test								
Plot No.	Mode	Test Position Head	Freque ncy	Output Power (dBm)	Rated Limit (dBm)	Scaling Factor	SAR1g (W/kg)	Scaled SAR1g (W/kg)
	Modulation, Bandwidth		MHz					
	QPSK 20MHz 1RB	Right Cheek	1905	22.47	22.5	1.007	0.057	0.057
	QPSK 20MHz 1RB	Right Tilted	1905	22.47	22.5	1.007	0.030	0.030
14.	QPSK 20MHz 1RB	Left Cheek	1905	22.47	22.5	1.007	0.061	0.061
	QPSK 20MHz 1RB	Left Tilted	1905	22.47	22.5	1.007	0.031	0.031
	QPSK 20MHz 50%RB	Right Cheek	1905	22.47	22.5	1.007	0.049	0.049
	QPSK 20MHz 50%RB	Right Tilted	1905	22.47	22.5	1.007	0.028	0.028
	QPSK 20MHz 50%RB	Left Cheek	1905	22.47	22.5	1.007	0.049	0.049
	QPSK 20MHz 50%RB	Left Tilted	1905	22.47	22.5	1.007	0.026	0.026

LTE Band 26(814-824MHz)– Head SAR Test								
Plot No.	Mode	Test Position Head	Frequency	Output Power (dBm)	Rated Limit (dBm)	Scaling Factor	SAR1g (W/kg)	Scaled SAR1g (W/kg)
	Modulation, Bandwidth		MHz					
15.	QPSK 10MHz 1RB	Right Cheek	819	24.25	24.5	1.059	0.357	0.378
	QPSK 10MHz 1RB	Right Tilted	819	24.25	24.5	1.059	0.128	0.136
	QPSK 10MHz 1RB	Left Cheek	819	24.25	24.5	1.059	0.273	0.289
	QPSK 10MHz 1RB	Left Tilted	819	24.25	24.5	1.059	0.107	0.113
	QPSK 10MHz 50%RB	Right Cheek	819	24.25	24.5	1.059	0.287	0.304
	QPSK 10MHz 50%RB	Right Tilted	819	24.25	24.5	1.059	0.101	0.107
	QPSK 10MHz 50%RB	Left Cheek	819	24.25	24.5	1.059	0.212	0.225
	QPSK 10MHz 50%RB	Left Tilted	819	24.25	24.5	1.059	0.118	0.125

LTE Band 26(824-849MHz)– Head SAR Test								
Plot No.	Mode	Test Position Head	Frequency	Output Power (dBm)	Rated Limit (dBm)	Scaling Factor	SAR1g (W/kg)	Scaled SAR1g (W/kg)
	Modulation, Bandwidth		MHz					
16.	QPSK 15MHz 1RB	Right Cheek	841.5	24.21	24.5	1.069	0.257	0.275
	QPSK 15MHz 1RB	Right Tilted	841.5	24.21	24.5	1.069	0.184	0.197
	QPSK 15MHz 1RB	Left Cheek	841.5	24.21	24.5	1.069	0.231	0.247
	QPSK 15MHz 1RB	Left Tilted	841.5	24.21	24.5	1.069	0.146	0.156
	QPSK 15MHz 50%RB	Right Cheek	841.5	24.21	24.5	1.069	0.216	0.231
	QPSK 15MHz 50%RB	Right Tilted	841.5	24.21	24.5	1.069	0.118	0.126
	QPSK 15MHz 50%RB	Left Cheek	841.5	24.21	24.5	1.069	0.207	0.221
	QPSK 15MHz 50%RB	Left Tilted	841.5	24.21	24.5	1.069	0.111	0.119

LTE Band 41– Head SAR Test								
Plot No.	Mode	Test Position Head	Frequency	Output Power (dBm)	Rated Limit (dBm)	Scaling Factor	SAR1g (W/kg)	Scaled SAR1g (W/kg)
	Modulation, Bandwidth		MHz					
	QPSK 20MHz 1RB	Right Cheek	2680	23.37	23.5	1.030	0.010	0.010
	QPSK 20MHz 1RB	Right Tilted	2680	23.37	23.5	1.030	0.005	0.005
17.	QPSK 20MHz 1RB	Left Cheek	2680	23.37	23.5	1.030	0.012	0.012
	QPSK 20MHz 1RB	Left Tilted	2680	23.37	23.5	1.030	0.006	0.006
	QPSK 20MHz 50%RB	Right Cheek	2680	23.37	23.5	1.030	0.007	0.007
	QPSK 20MHz 50%RB	Right Tilted	2680	23.37	23.5	1.030	0.004	0.004
	QPSK 20MHz 50%RB	Left Cheek	2680	23.37	23.5	1.030	0.009	0.009
	QPSK 20MHz 50%RB	Left Tilted	2680	23.37	23.5	1.030	0.005	0.005

LTE Band 66– Head SAR Test								
Plot No.	Mode	Test Position Head	Freque ncy	Output Power (dBm)	Rated Limit (dBm)	Scaling Factor	SAR1g (W/kg)	Scaled SAR1g (W/kg)
	Modulation, Bandwidth		MHz					
	QPSK 20MHz 1RB	Right Cheek	1770	21.12	21.5	1.091	0.061	0.067
	QPSK 20MHz 1RB	Right Tilted	1770	21.12	21.5	1.091	0.041	0.045
18.	QPSK 20MHz 1RB	Left Cheek	1770	21.12	21.5	1.091	0.124	0.135
	QPSK 20MHz 1RB	Left Tilted	1770	21.12	21.5	1.091	0.092	0.100
	QPSK 20MHz 50%RB	Right Cheek	1770	21.12	21.5	1.091	0.051	0.056
	QPSK 20MHz 50%RB	Right Tilted	1770	21.12	21.5	1.091	0.041	0.045
	QPSK 20MHz 50%RB	Left Cheek	1770	21.12	21.5	1.091	0.099	0.108
	QPSK 20MHz 50%RB	Left Tilted	1770	21.12	21.5	1.091	0.052	0.057

LTE Band 71– Head SAR Test								
Plot No.	Mode	Test Position Head	Freque ncy	Output Power (dBm)	Rated Limit (dBm)	Scaling Factor	SAR1g (W/kg)	Scaled SAR1g (W/kg)
	Modulation, Bandwidth		MHz					
19.	QPSK 20MHz 1RB	Right Cheek	673	24.69	25.0	1.074	0.212	0.228
	QPSK 20MHz 1RB	Right Tilted	673	24.69	25.0	1.074	0.138	0.148
	QPSK 20MHz 1RB	Left Cheek	673	24.69	25.0	1.074	0.172	0.185
	QPSK 20MHz 1RB	Left Tilted	673	24.69	25.0	1.074	0.112	0.120
	QPSK 20MHz 50%RB	Right Cheek	673	24.69	25.0	1.074	0.167	0.179
	QPSK 20MHz 50%RB	Right Tilted	673	24.69	25.0	1.074	0.099	0.106
	QPSK 20MHz 50%RB	Left Cheek	673	24.69	25.0	1.074	0.131	0.141
	QPSK 20MHz 50%RB	Left Tilted	673	24.69	25.0	1.074	0.085	0.091

NR n5– Head SAR Test								
Plot No.	Mode	Test Position Head	Freque ncy	Output Power (dBm)	Rated Limit (dBm)	Scaling Factor	SAR1g (W/kg)	Scaled SAR1g (W/kg)
	Modulation, Bandwidth		MHz					
	DFT-s-OFDM PI/2 BPSK 20MHz 1RB	Right Cheek	844	23.50	24.0	1.122	0.165	0.185
	DFT-s-OFDM PI/2 BPSK 20MHz 1RB	Right Tilted	844	23.50	24.0	1.122	0.088	0.099
20.	DFT-s-OFDM PI/2 BPSK 20MHz 1RB	Left Cheek	844	23.50	24.0	1.122	0.204	0.229
	DFT-s-OFDM PI/2 BPSK 20MHz 1RB	Left Tilted	844	23.50	24.0	1.122	0.105	0.118
	DFT-s-OFDM PI/2 BPSK 20MHz 50%RB	Right Cheek	844	23.50	24.0	1.122	0.181	0.203
	DFT-s-OFDM PI/2 BPSK 20MHz 50%RB	Right Tilted	844	23.50	24.0	1.122	0.101	0.113
	DFT-s-OFDM PI/2 BPSK 20MHz 50%RB	Left Cheek	844	23.50	24.0	1.122	0.130	0.146
	DFT-s-OFDM PI/2 BPSK 20MHz 50%RB	Left Tilted	844	23.50	24.0	1.122	0.081	0.091

NR n41– Head SAR Test								
Plot No.	Mode	Test Position Head	Freque ncy	Output Power (dBm)	Rated Limit (dBm)	Scaling Factor	SAR1g (W/kg)	Scaled SAR1g (W/kg)
	Modulation, Bandwidth		MHz					
21.	DFT-s-OFDM QPSK 100MHz 1RB	Right Cheek	2593	23.97	24.0	1.007	0.012	0.012
	DFT-s-OFDM QPSK 100MHz 1RB	Right Tilted	2593	23.97	24.0	1.007	0.008	0.008
	DFT-s-OFDM QPSK 100MHz 1RB	Left Cheek	2593	23.97	24.0	1.007	0.006	0.006
	DFT-s-OFDM QPSK 100MHz 1RB	Left Tilted	2593	23.97	24.0	1.007	0.004	0.004
	DFT-s-OFDM PI/2 BPSK 100MHz 50%RB	Right Cheek	2593	23.97	24.0	1.007	0.009	0.009
	DFT-s-OFDM PI/2 BPSK 100MHz 50%RB	Right Tilted	2593	23.97	24.0	1.007	0.005	0.005
	DFT-s-OFDM PI/2 BPSK 100MHz 50%RB	Left Cheek	2593	23.97	24.0	1.007	0.003	0.003
	DFT-s-OFDM PI/2 BPSK 100MHz 50%RB	Left Tilted	2593	23.97	24.0	1.007	0.001	0.001

NR n71– Head SAR Test								
Plot No.	Mode	Test Position Head	Frequency	Output Power (dBm)	Rated Limit (dBm)	Scaling Factor	SAR1g (W/kg)	Scaled SAR1g (W/kg)
	Modulation, Bandwidth		MHz					
	DFT-s-OFDM PI/2 BPSK 20MHz 1RB	Right Cheek	688	23.02	23.5	1.117	0.135	0.151
	DFT-s-OFDM PI/2 BPSK 20MHz 1RB	Right Tilted	688	23.02	23.5	1.117	0.095	0.106
22.	DFT-s-OFDM PI/2 BPSK 20MHz 1RB	Left Cheek	688	23.02	23.5	1.117	0.279	0.312
	DFT-s-OFDM PI/2 BPSK 20MHz 1RB	Left Tilted	688	23.02	23.5	1.117	0.136	0.152
	DFT-s-OFDM PI/2 BPSK 20MHz 50%RB	Right Cheek	688	23.02	23.5	1.117	0.097	0.108
	DFT-s-OFDM PI/2 BPSK 20MHz 50%RB	Right Tilted	688	23.02	23.5	1.117	0.051	0.057
	DFT-s-OFDM PI/2 BPSK 20MHz 50%RB	Left Cheek	688	23.02	23.5	1.117	0.223	0.249
	DFT-s-OFDM PI/2 BPSK 20MHz 50%RB	Left Tilted	688	23.02	23.5	1.117	0.109	0.122

WLAN 5.2GHz–Head SAR Test									
Plot No.	Mode	Test Position Body	Frequency		Output Power (dBm)	Rated Limit (dBm)	Scaling Factor	SAR1g (W/kg)	Scaled SAR1g (W/kg)
			CH.	MHz					
	802.11a	Right Cheek	48	5240	13.08	13.5	1.102	0.331	0.365
	802.11a	Right Tilted	48	5240	13.08	13.5	1.102	0.128	0.141
23.	802.11a	Left Cheek	48	5240	13.08	13.5	1.102	0.407	0.448
	802.11a	Left Tilted	48	5240	13.08	13.5	1.102	0.234	0.258

WLAN 5.3GHz–Head SAR Test									
Plot No.	Mode	Test Position Body	Frequency		Output Power (dBm)	Rated Limit (dBm)	Scaling Factor	SAR1g (W/kg)	Scaled SAR1g (W/kg)
			CH.	MHz					
	802.11a	Right Cheek	64	5320	12.79	13.0	1.050	0.319	0.335
	802.11a	Right Tilted	64	5320	12.79	13.0	1.050	0.154	0.162
24.	802.11a	Left Cheek	64	5320	12.79	13.0	1.050	0.374	0.393
	802.11a	Left Tilted	64	5320	12.79	13.0	1.050	0.147	0.154

WLAN 5.6GHz–Head SAR Test									
Plot No.	Mode	Test Position Body	Frequency		Output Power (dBm)	Rated Limit (dBm)	Scaling Factor	SAR1g (W/kg)	Scaled SAR1g (W/kg)
			CH.	MHz					
	802.11a	Right Cheek	100	5500	12.93	13.0	1.016	0.493	0.501
	802.11a	Right Tilted	100	5500	12.93	13.0	1.016	0.238	0.242
25.	802.11a	Left Cheek	100	5500	12.93	13.0	1.016	0.581	0.590
	802.11a	Left Tilted	100	5500	12.93	13.0	1.016	0.376	0.382

WLAN 5.8GHz–Head SAR Test									
Plot No.	Mode	Test Position Body	Frequency		Output Power (dBm)	Rated Limit (dBm)	Scaling Factor	SAR1g (W/kg)	Scaled SAR1g (W/kg)
			CH.	MHz					
	802.11a	Right Cheek	149	5745	12.42	12.5	1.019	0.283	0.288
	802.11a	Right Tilted	149	5745	12.42	12.5	1.019	0.156	0.159
26.	802.11a	Left Cheek	149	5745	12.42	12.5	1.019	0.486	0.495
	802.11a	Left Tilted	149	5745	12.42	12.5	1.019	0.274	0.279

WLAN 2.4GHz–Head SAR Test									
Plot No.	Mode	Test Position Body	Frequency		Output Power (dBm)	Rated Limit (dBm)	Scaling Factor	SAR1g (W/kg)	Scaled SAR1g (W/kg)
			CH.	MHz					
	802.11b	Right Cheek	06	2437	15.97	16.0	1.007	0.436	0.439
	802.11b	Right Tilted	06	2437	15.97	16.0	1.007	0.384	0.387
27.	802.11b	Left Cheek	06	2437	15.97	16.0	1.007	0.755	0.760
	802.11b	Left Tilted	06	2437	15.97	16.0	1.007	0.547	0.551

Bluetooth–Head SAR Test									
Plot No.	Mode	Test Position Body	Frequency		Output Power (dBm)	Rated Limit (dBm)	Scaling Factor	SAR1g (W/kg)	Scaled SAR1g (W/kg)
			MHz						
	Bluetooth	Right Cheek	2480		11.91	12.0	1.021	0.058	0.059
	Bluetooth	Right Tilted	2480		11.91	12.0	1.021	0.031	0.032
28.	Bluetooth	Left Cheek	2480		11.91	12.0	1.021	0.123	0.126
	Bluetooth	Left Tilted	2480		11.91	12.0	1.021	0.085	0.087

Remark: Per KDB 447498 D01 v06, if the highest output channel SAR for each exposure position ≤ 0.8 W/kg other channels SAR tests are not necessary.

Body-worn SAR

GSM850 – Body SAR Test (Gap: 10mm)									
Plot No.	Mode	Test Position Body	Frequency		Output Power (dBm)	Rated Limit (dBm)	Scaling Factor	SAR1g (W/kg)	Scaled SAR1g (W/kg)
			CH.	MHz					
29.	GSM	Back	128	824.2	33.93	34.0	1.016	0.409	0.416
	GSM	Front	128	824.2	33.93	34.0	1.016	0.266	0.270

GSM1900 – Body SAR Test (Gap: 10mm)									
Plot No.	Mode	Test Position Body	Frequency		Output Power (dBm)	Rated Limit (dBm)	Scaling Factor	SAR1g (W/kg)	Scaled SAR1g (W/kg)
			CH.	MHz					
30.	GSM	Back	512	1850.2	29.21	29.5	1.069	0.565	0.604
	GSM	Front	512	1850.2	29.21	29.5	1.069	0.325	0.347

WCDMA Band 2 – Body SAR Test (Gap: 10mm)									
Plot No.	Mode	Test Position Body	Frequency		Output Power (dBm)	Rated Limit (dBm)	Scaling Factor	SAR1g (W/kg)	Scaled SAR1g (W/kg)
			CH.	MHz					
31.	RMC 12.2k	Back Side	9262	1852.4	23.08	23.5	1.102	0.530	0.584
	RMC 12.2k	Front Side	9262	1852.4	23.08	23.5	1.102	0.284	0.313

WCDMA Band 4 – Body SAR Test (Gap: 10mm)									
Plot No.	Mode	Test Position Body	Frequency		Output Power (dBm)	Rated Limit (dBm)	Scaling Factor	SAR1g (W/kg)	Scaled SAR1g (W/kg)
			CH.	MHz					
32.	RMC 12.2k	Back Side	1312	1712.4	22.96	23.0	1.009	0.521	0.526
	RMC 12.2k	Front Side	1312	1712.4	22.96	23.0	1.009	0.347	0.350

WCDMA Band 5 – Body SAR Test (Gap: 10mm)									
Plot No.	Mode	Test Position Body	Frequency		Output Power (dBm)	Rated Limit (dBm)	Scaling Factor	SAR1g (W/kg)	Scaled SAR1g (W/kg)
			CH.	MHz					
33.	RMC 12.2k	Back Side	4132	826.4	24.57	25.0	1.104	0.306	0.338
	RMC 12.2k	Front Side	4132	826.4	24.57	25.0	1.104	0.175	0.193

LTE Band 2–Body SAR Test (Gap: 10mm)								
Plot No.	Mode	Test Position	Frequency	Output Power	Rated Limit	Scaling Factor	SAR1g	Scaled SAR1g
	Modulation, Bandwidth, RB	Body	MHz	(dBm)	(dBm)		(W/kg)	(W/kg)
34.	QPSK 20MHz 1RB	Back Side	1860	22.75	23.0	1.059	0.693	0.734
	QPSK 20MHz 1RB	Front Side	1860	22.75	23.0	1.059	0.345	0.365
	QPSK 20MHz 50%RB	Back Side	1860	22.75	23.0	1.059	0.536	0.568
	QPSK 20MHz 50%RB	Front Side	1860	22.75	23.0	1.059	0.265	0.281

LTE Band 4–Body SAR Test (Gap: 10mm)								
Plot No.	Mode	Test Position	Frequency	Output Power	Rated Limit	Scaling Factor	SAR1g	Scaled SAR1g
	Modulation, Bandwidth, RB	Body	MHz	(dBm)	(dBm)		(W/kg)	(W/kg)
35.	QPSK 20MHz 1RB	Back Side	1745	21.76	22.0	1.057	0.647	0.684
	QPSK 20MHz 1RB	Front Side	1745	21.76	22.0	1.057	0.286	0.302
	QPSK 20MHz 50%RB	Back Side	1745	21.76	22.0	1.057	0.512	0.541
	QPSK 20MHz 50%RB	Front Side	1745	21.76	22.0	1.057	0.226	0.239

LTE Band 5–Body SAR Test (Gap: 10mm)								
Plot No.	Mode	Test Position	Frequency	Output Power	Rated Limit	Scaling Factor	SAR1g	Scaled SAR1g
	Modulation, Bandwidth, RB	Body	MHz	(dBm)	(dBm)		(W/kg)	(W/kg)
36.	QPSK 10MHz 1RB	Back Side	844	24.36	24.5	1.033	0.317	0.327
	QPSK 10MHz 1RB	Front Side	844	24.36	24.5	1.033	0.177	0.183
	QPSK 10MHz 50%RB	Back Side	844	24.36	24.5	1.033	0.253	0.261
	QPSK 10MHz 50%RB	Front Side	844	24.36	24.5	1.033	0.141	0.146

LTE Band 12–Body SAR Test (Gap: 10mm)								
Plot No.	Mode	Test Position	Frequency	Output Power	Rated Limit	Scaling Factor	SAR1g	Scaled SAR1g
	Modulation, Bandwidth, RB	Body	MHz	(dBm)	(dBm)		(W/kg)	(W/kg)
37.	QPSK 10MHz 1RB	Back Side	704	24.83	25.0	1.040	0.244	0.254
	QPSK 10MHz 1RB	Front Side	704	24.83	25.0	1.040	0.152	0.158
	QPSK 10MHz 50%RB	Back Side	704	24.83	25.0	1.040	0.196	0.204
	QPSK 10MHz 50%RB	Front Side	704	24.83	25.0	1.040	0.120	0.125

LTE Band 13–Body SAR Test (Gap: 10mm)								
Plot No.	Mode	Test Position	Frequency	Output Power	Rated Limit	Scaling Factor	SAR1g	Scaled SAR1g
	Modulation, Bandwidth, RB	Body	MHz	(dBm)	(dBm)		(W/kg)	(W/kg)
38.	QPSK 10MHz 1RB	Back Side	782	24.81	25.0	1.045	0.237	0.248
	QPSK 10MHz 1RB	Front Side	782	24.81	25.0	1.045	0.132	0.138
	QPSK 10MHz 50%RB	Back Side	782	24.81	25.0	1.045	0.181	0.189
	QPSK 10MHz 50%RB	Front Side	782	24.81	25.0	1.045	0.101	0.106

LTE Band 17–Body SAR Test (Gap: 10mm)								
Plot No.	Mode	Test Position	Frequency	Output Power	Rated Limit	Scaling Factor	SAR1g	Scaled SAR1g
	Modulation, Bandwidth, RB	Body	MHz	(dBm)	(dBm)		(W/kg)	(W/kg)
39.	QPSK 10MHz 1RB	Back Side	709	24.34	24.5	1.038	0.251	0.260
	QPSK 10MHz 1RB	Front Side	709	24.34	24.5	1.038	0.151	0.157
	QPSK 10MHz 50%RB	Back Side	709	24.34	24.5	1.038	0.198	0.205
	QPSK 10MHz 50%RB	Front Side	709	24.34	24.5	1.038	0.117	0.121

LTE Band 25–Body SAR Test (Gap: 10mm)								
Plot No.	Mode	Test Position	Frequency	Output Power	Rated Limit	Scaling Factor	SAR1g	Scaled SAR1g
	Modulation, Bandwidth, RB	Body	MHz	(dBm)	(dBm)		(W/kg)	(W/kg)
40.	QPSK 20MHz 1RB	Back Side	1905	22.47	22.5	1.007	0.696	0.701
	QPSK 20MHz 1RB	Front Side	1905	22.47	22.5	1.007	0.292	0.294
	QPSK 20MHz 50%RB	Back Side	1905	22.47	22.5	1.007	0.580	0.584
	QPSK 20MHz 50%RB	Front Side	1905	22.47	22.5	1.007	0.240	0.242

LTE Band 26(814-824MHz)–Body SAR Test (Gap: 10mm)								
Plot No.	Mode	Test Position	Frequency	Output Power	Rated Limit	Scaling Factor	SAR1g	Scaled SAR1g
	Modulation, Bandwidth, RB	Body	MHz	(dBm)	(dBm)		(W/kg)	(W/kg)
41.	QPSK 10MHz 1RB	Back Side	819	24.25	24.5	1.059	0.331	0.351
	QPSK 10MHz 1RB	Front Side	819	24.25	24.5	1.059	0.214	0.227
	QPSK 10MHz 50%RB	Back Side	819	24.25	24.5	1.059	0.269	0.285
	QPSK 10MHz 50%RB	Front Side	819	24.25	24.5	1.059	0.178	0.189

LTE Band 26(824-849MHz)–Body SAR Test (Gap: 10mm)								
Plot No.	Mode	Test Position	Frequency	Output Power	Rated Limit	Scaling Factor	SAR1g (W/kg)	Scaled SAR1g (W/kg)
	Modulation, Bandwidth, RB	Body	MHz	(dBm)	(dBm)			
42.	QPSK 15MHz 1RB	Back Side	841.5	24.21	24.5	1.069	0.322	0.344
	QPSK 15MHz 1RB	Front Side	841.5	24.21	24.5	1.069	0.179	0.191
	QPSK 15MHz 50%RB	Back Side	841.5	24.21	24.5	1.069	0.269	0.288
	QPSK 15MHz 50%RB	Front Side	841.5	24.21	24.5	1.069	0.154	0.165

LTE Band 41–Body SAR Test (Gap: 10mm)								
Plot No.	Mode	Test Position	Frequency	Output Power	Rated Limit	Scaling Factor	SAR1g (W/kg)	Scaled SAR1g (W/kg)
	Modulation, Bandwidth, RB	Body	MHz	(dBm)	(dBm)			
43.	QPSK 20MHz 1RB	Back Side	2680	23.37	23.5	1.030	0.059	0.061
	QPSK 20MHz 1RB	Front Side	2680	23.37	23.5	1.030	0.043	0.044
	QPSK 20MHz 50%RB	Back Side	2680	23.37	23.5	1.030	0.046	0.047
	QPSK 20MHz 50%RB	Front Side	2680	23.37	23.5	1.030	0.033	0.034

LTE Band 66–Body SAR Test (Gap: 10mm)								
Plot No.	Mode	Test Position	Frequency	Output Power	Rated Limit	Scaling Factor	SAR1g (W/kg)	Scaled SAR1g (W/kg)
	Modulation, Bandwidth, RB	Body	MHz	(dBm)	(dBm)			
44.	QPSK 20MHz 1RB	Back Side	1770	21.12	21.5	1.091	0.776	0.847
	QPSK 20MHz 1RB	Front Side	1770	21.12	21.5	1.091	0.326	0.356
	QPSK 20MHz 50%RB	Back Side	1770	21.12	21.5	1.091	0.459	0.501
	QPSK 20MHz 50%RB	Front Side	1770	21.12	21.5	1.091	0.256	0.279

LTE Band 71–Body SAR Test (Gap: 10mm)								
Plot No.	Mode	Test Position	Frequency	Output Power	Rated Limit	Scaling Factor	SAR1g (W/kg)	Scaled SAR1g (W/kg)
	Modulation, Bandwidth, RB	Body	MHz	(dBm)	(dBm)			
45.	QPSK 20MHz 1RB	Back Side	673	24.69	25.0	1.074	0.282	0.303
	QPSK 20MHz 1RB	Front Side	673	24.69	25.0	1.074	0.184	0.198
	QPSK 20MHz 50%RB	Back Side	673	24.69	25.0	1.074	0.226	0.243
	QPSK 20MHz 50%RB	Front Side	673	24.69	25.0	1.074	0.144	0.155

NR n5–Body SAR Test (Gap: 10mm)								
Plot No.	Mode	Test Position	Frequency	Output Power	Rated Limit	Scaling Factor	SAR1g	Scaled SAR1g
	Modulation, Bandwidth, RB	Body	MHz	(dBm)	(dBm)		(W/kg)	(W/kg)
46.	DFT-s-OFDM PI/2 BPSK 20MHz 1RB	Back Side	844	23.50	24.0	1.122	0.262	0.294
	DFT-s-OFDM PI/2 BPSK 20MHz 1RB	Front Side	844	23.50	24.0	1.122	0.216	0.242
	DFT-s-OFDM PI/2 BPSK 20MHz 50%RB	Back Side	844	23.50	24.0	1.122	0.251	0.282
	DFT-s-OFDM PI/2 BPSK 20MHz 50%RB	Front Side	844	23.50	24.0	1.122	0.235	0.264

NR n41–Body SAR Test (Gap: 10mm)								
Plot No.	Mode	Test Position	Frequency	Output Power	Rated Limit	Scaling Factor	SAR1g	Scaled SAR1g
	Modulation, Bandwidth, RB	Body	MHz	(dBm)	(dBm)		(W/kg)	(W/kg)
47.	DFT-s-OFDM QPSK 100MHz 1RB	Back Side	2593	23.97	24.0	1.007	0.321	0.323
	DFT-s-OFDM QPSK 100MHz 1RB	Front Side	2593	23.97	24.0	1.007	0.173	0.174
	DFT-s-OFDM QPSK 100MHz 50%RB	Back Side	2593	23.97	24.0	1.007	0.252	0.254
	DFT-s-OFDM QPSK 100MHz 50%RB	Front Side	2593	23.97	24.0	1.007	0.136	0.137

NR n71–Body SAR Test (Gap: 10mm)								
Plot No.	Mode	Test Position	Frequency	Output Power	Rated Limit	Scaling Factor	SAR1g	Scaled SAR1g
	Modulation, Bandwidth, RB	Body	MHz	(dBm)	(dBm)		(W/kg)	(W/kg)
48.	DFT-s-OFDM PI/2 BPSK 20MHz 1RB	Back Side	688	23.02	23.5	1.117	0.266	0.297
	DFT-s-OFDM PI/2 BPSK 20MHz 1RB	Front Side	688	23.02	23.5	1.117	0.248	0.277
	DFT-s-OFDM PI/2 BPSK 20MHz 50%RB	Back Side	688	23.02	23.5	1.117	0.250	0.279
	DFT-s-OFDM PI/2 BPSK 20MHz 50%RB	Front Side	688	23.02	23.5	1.117	0.214	0.239

WLAN 5.2GHz –Body SAR Test (10mm)									
Plot No.	Mode	Test Position Body	Frequency		Output Power (dBm)	Rated Limit (dBm)	Scaling Factor	SAR1g (W/kg)	Scaled SAR1g (W/kg)
			CH.	MHz					
49.	802.11a	Back Side	48	5240	13.08	13.5	1.102	0.480	0.529
	802.11a	Front Side	48	5240	13.08	13.5	1.102	0.231	0.254

WLAN 5.3GHz –Body SAR Test (10mm)									
Plot No.	Mode	Test Position Body	Frequency		Output Power (dBm)	Rated Limit (dBm)	Scaling Factor	SAR1g (W/kg)	Scaled SAR1g (W/kg)
			CH.	MHz					
	802.11a	Back Side	64	5320	12.79	13.0	1.050	0.164	0.172
50.	802.11a	Front Side	64	5320	12.79	13.0	1.050	0.263	0.276

WLAN 5.6GHz –Body SAR Test (10mm)									
Plot No.	Mode	Test Position Body	Frequency		Output Power (dBm)	Rated Limit (dBm)	Scaling Factor	SAR1g (W/kg)	Scaled SAR1g (W/kg)
			CH.	MHz					
51.	802.11a	Back Side	100	5500	12.93	13.0	1.016	0.524	0.533
	802.11a	Front Side	100	5500	12.93	13.0	1.016	0.244	0.248

WLAN 5.8GHz –Body SAR Test (10mm)									
Plot No.	Mode	Test Position Body	Frequency		Output Power (dBm)	Rated Limit (dBm)	Scaling Factor	SAR1g (W/kg)	Scaled SAR1g (W/kg)
			CH.	MHz					
52.	802.11a	Back Side	149	5745	12.42	12.5	1.019	0.339	0.345
	802.11a	Front Side	149	5745	12.42	12.5	1.019	0.189	0.193

WLAN 2.4GHz –Body SAR Test (10mm)									
Plot No.	Mode	Test Position Body	Frequency		Output Power (dBm)	Rated Limit (dBm)	Scaling Factor	SAR1g (W/kg)	Scaled SAR1g (W/kg)
			CH.	MHz					
53.	802.11b	Back Side	06	2437	15.97	16.0	1.007	0.340	0.342
	802.11b	Front Side	06	2437	15.97	16.0	1.007	0.322	0.324

Bluetooth –Body SAR Test(10mm)									
Plot No.	Mode	Test Position Body	Frequency		Output Power (dBm)	Rated Limit (dBm)	Scaling Factor	SAR1g (W/kg)	Scaled SAR1g (W/kg)
			MHz						
54.	Bluetooth	Back Side	2480		11.91	12.0	1.021	0.057	0.058
	Bluetooth	Front Side	2480		11.91	12.0	1.021	0.056	0.057

Hotspot SAR

GSM850 – Body SAR Test (Gap: 10mm)									
Plot No.	Mode	Test Position Body	Frequency		Output Power (dBm)	Rated Limit (dBm)	Scaling Factor	SAR1g (W/kg)	Scaled SAR1g (W/kg)
			CH.	MHz					
55.	GPRS_2TX	Back Side	190	836.6	32.61	33.0	1.094	0.362	0.396
	GPRS_2TX	Front Side	190	836.6	32.61	33.0	1.094	0.168	0.184
	GPRS_2TX	Right side	190	836.6	32.61	33.0	1.094	0.183	0.200
	GPRS_2TX	Left side	190	836.6	32.61	33.0	1.094	0.035	0.038
	GPRS_2TX	Bottom side	190	836.6	32.61	33.0	1.094	0.317	0.347

GSM1900 – Body SAR Test (Gap: 10mm)									
Plot No.	Mode	Test Position Body	Frequency		Output Power (dBm)	Rated Limit (dBm)	Scaling Factor	SAR1g (W/kg)	Scaled SAR1g (W/kg)
			CH.	MHz					
56.	GPRS_4TX	Back Side	512	1850.2	25.67	26.0	1.079	0.600	0.647
	GPRS_4TX	Front Side	512	1850.2	25.67	26.0	1.079	0.345	0.372
	GPRS_4TX	Right side	512	1850.2	25.67	26.0	1.079	0.096	0.104
	GPRS_4TX	Left side	512	1850.2	25.67	26.0	1.079	0.106	0.114
	GPRS_4TX	Bottom side	512	1850.2	25.67	26.0	1.079	0.550	0.593

WCDMA Band 2 – Body SAR Test (Gap: 10mm)									
Plot No.	Mode	Test Position Body	Frequency		Output Power (dBm)	Rated Limit (dBm)	Scaling Factor	SAR1g (W/kg)	Scaled SAR1g (W/kg)
			CH.	MHz					
	RMC 12.2k	Back Side	9262	1852.4	23.08	23.5	1.102	0.530	0.584
	RMC 12.2k	Front Side	9262	1852.4	23.08	23.5	1.102	0.284	0.313
	RMC 12.2k	Right side	9262	1852.4	23.08	23.5	1.102	0.091	0.100
	RMC 12.2k	Left side	9262	1852.4	23.08	23.5	1.102	0.082	0.090
57.	RMC 12.2k	Bottom side	9262	1852.4	23.08	23.5	1.102	0.572	0.630

WCDMA Band 4 – Body SAR Test (Gap: 10mm)									
Plot No.	Mode	Test Position Body	Frequency		Output Power (dBm)	Rated Limit (dBm)	Scaling Factor	SAR1g (W/kg)	Scaled SAR1g (W/kg)
			CH.	MHz					
	RMC 12.2k	Back Side	1312	1712.4	22.96	23.0	1.009	0.521	0.526
	RMC 12.2k	Front Side	1312	1712.4	22.96	23.0	1.009	0.347	0.350
	RMC 12.2k	Right side	1312	1712.4	22.96	23.0	1.009	0.108	0.109
	RMC 12.2k	Left side	1312	1712.4	22.96	23.0	1.009	0.068	0.069
58.	RMC 12.2k	Bottom side	1312	1712.4	22.96	23.0	1.009	0.611	0.617

WCDMA Band 5 – Body SAR Test (Gap: 10mm)									
Plot No.	Mode	Test Position Body	Frequency		Output Power (dBm)	Rated Limit (dBm)	Scaling Factor	SAR1g (W/kg)	Scaled SAR1g (W/kg)
			CH.	MHz					
59.	RMC 12.2k	Back Side	4132	826.4	24.57	25.0	1.104	0.306	0.338
	RMC 12.2k	Front Side	4132	826.4	24.57	25.0	1.104	0.175	0.193
	RMC 12.2k	Right side	4132	826.4	24.57	25.0	1.104	0.172	0.190
	RMC 12.2k	Left side	4132	826.4	24.57	25.0	1.104	0.044	0.049
	RMC 12.2k	Bottom side	4132	826.4	24.57	25.0	1.104	0.257	0.284

LTE Band 2–Body SAR Test (Gap: 10mm)									
Plot No.	Mode	Test Position Body	Frequency	Output Power (dBm)	Rated Limit (dBm)	Scaling Factor	SAR1g (W/kg)	Scaled SAR1g (W/kg)	
									Modulation, Bandwidth, RB
60.	QPSK 20MHz 1RB	Back Side	1860	22.75	23.0	1.059	0.693	0.734	
	QPSK 20MHz 1RB	Front Side	1860	22.75	23.0	1.059	0.345	0.365	
	QPSK 20MHz 1RB	Right side	1860	22.75	23.0	1.059	0.108	0.114	
	QPSK 20MHz 1RB	Left side	1860	22.75	23.0	1.059	0.141	0.149	
	QPSK 20MHz 1RB	Bottom side	1860	22.75	23.0	1.059	0.639	0.677	
	QPSK 20MHz 50%RB	Back Side	1860	22.75	23.0	1.059	0.536	0.568	
	QPSK 20MHz 50%RB	Front Side	1860	22.75	23.0	1.059	0.265	0.281	
	QPSK 20MHz 50%RB	Right side	1860	22.75	23.0	1.059	0.078	0.083	
	QPSK 20MHz 50%RB	Left side	1860	22.75	23.0	1.059	0.107	0.113	
	QPSK 20MHz 50%RB	Bottom side	1860	22.75	23.0	1.059	0.488	0.517	

LTE Band 4–Body SAR Test (Gap: 10mm)								
Plot No.	Mode	Test Position Body	Freque ncy	Output Power (dBm)	Rated Limit (dBm)	Scaling Factor	SAR1g (W/kg)	Scaled SAR1g (W/kg)
	Modulation, Bandwidth, RB		MHz					
61.	QPSK 20MHz 1RB	Back Side	1745	21.76	22.0	1.057	0.647	0.684
	QPSK 20MHz 1RB	Front Side	1745	21.76	22.0	1.057	0.286	0.302
	QPSK 20MHz 1RB	Right side	1745	21.76	22.0	1.057	0.084	0.089
	QPSK 20MHz 1RB	Left side	1745	21.76	22.0	1.057	0.127	0.134
	QPSK 20MHz 1RB	Bottom side	1745	21.76	22.0	1.057	0.578	0.611
	QPSK 20MHz 50%RB	Back Side	1745	21.76	22.0	1.057	0.512	0.541
	QPSK 20MHz 50%RB	Front Side	1745	21.76	22.0	1.057	0.226	0.239
	QPSK 20MHz 50%RB	Right side	1745	21.76	22.0	1.057	0.065	0.069
	QPSK 20MHz 50%RB	Left side	1745	21.76	22.0	1.057	0.100	0.106
	QPSK 20MHz 50%RB	Bottom side	1745	21.76	22.0	1.057	0.466	0.492

LTE Band 5–Body SAR Test (Gap: 10mm)								
Plot No.	Mode	Test Position Body	Freque ncy	Output Power (dBm)	Rated Limit (dBm)	Scaling Factor	SAR1g (W/kg)	Scaled SAR1g (W/kg)
	Modulation, Bandwidth, RB		MHz					
	QPSK 10MHz 1RB	Back Side	844	24.36	24.5	1.033	0.317	0.327
	QPSK 10MHz 1RB	Front Side	844	24.36	24.5	1.033	0.177	0.183
62.	QPSK 10MHz 1RB	Right side	844	24.36	24.5	1.033	0.391	0.404
	QPSK 10MHz 1RB	Left side	844	24.36	24.5	1.033	0.095	0.098
	QPSK 10MHz 1RB	Bottom side	844	24.36	24.5	1.033	0.271	0.280
	QPSK 10MHz 50%RB	Back Side	844	24.36	24.5	1.033	0.253	0.261
	QPSK 10MHz 50%RB	Front Side	844	24.36	24.5	1.033	0.141	0.146
	QPSK 10MHz 50%RB	Right side	844	24.36	24.5	1.033	0.114	0.118
	QPSK 10MHz 50%RB	Left side	844	24.36	24.5	1.033	0.076	0.078
	QPSK 10MHz 50%RB	Bottom side	844	24.36	24.5	1.033	0.219	0.226

LTE Band 12–Body SAR Test (Gap: 10mm)								
Plot No.	Mode	Test Position Body	Freque ncy	Output Power (dBm)	Rated Limit (dBm)	Scaling Factor	SAR1g (W/kg)	Scaled SAR1g (W/kg)
	Modulation, Bandwidth, RB		MHz					
63.	QPSK 10MHz 1RB	Back Side	704	24.83	25.0	1.040	0.244	0.254
	QPSK 10MHz 1RB	Front Side	704	24.83	25.0	1.040	0.152	0.158
	QPSK 10MHz 1RB	Right side	704	24.83	25.0	1.040	0.145	0.151
	QPSK 10MHz 1RB	Left side	704	24.83	25.0	1.040	0.048	0.050
	QPSK 10MHz 1RB	Bottom side	704	24.83	25.0	1.040	0.174	0.181

	QPSK 10MHz 50%RB	Back Side	704	24.83	25.0	1.040	0.196	0.204
	QPSK 10MHz 50%RB	Front Side	704	24.83	25.0	1.040	0.120	0.125
	QPSK 10MHz 50%RB	Right side	704	24.83	25.0	1.040	0.120	0.125
	QPSK 10MHz 50%RB	Left side	704	24.83	25.0	1.040	0.036	0.037
	QPSK 10MHz 50%RB	Bottom side	704	24.83	25.0	1.040	0.135	0.140

LTE Band 13–Body SAR Test (Gap: 10mm)

Plot No.	Mode	Test Position Body	Freque ncy	Output Power (dBm)	Rated Limit (dBm)	Scaling Factor	SAR1g (W/kg)	Scaled SAR1g (W/kg)
	Modulation, Bandwidth, RB		MHz					
64.	QPSK 10MHz 1RB	Back Side	782	24.81	25.0	1.045	0.237	0.248
	QPSK 10MHz 1RB	Front Side	782	24.81	25.0	1.045	0.132	0.138
	QPSK 10MHz 1RB	Right side	782	24.81	25.0	1.045	0.120	0.125
	QPSK 10MHz 1RB	Left side	782	24.81	25.0	1.045	0.051	0.053
	QPSK 10MHz 1RB	Bottom side	782	24.81	25.0	1.045	0.198	0.207
	QPSK 10MHz 50%RB	Back Side	782	24.81	25.0	1.045	0.181	0.189
	QPSK 10MHz 50%RB	Front Side	782	24.81	25.0	1.045	0.101	0.106
	QPSK 10MHz 50%RB	Right side	782	24.81	25.0	1.045	0.108	0.113
	QPSK 10MHz 50%RB	Left side	782	24.81	25.0	1.045	0.039	0.041
	QPSK 10MHz 50%RB	Bottom side	782	24.81	25.0	1.045	0.153	0.160

LTE Band 17–Body SAR Test (Gap: 10mm)

Plot No.	Mode	Test Position Body	Freque ncy	Output Power (dBm)	Rated Limit (dBm)	Scaling Factor	SAR1g (W/kg)	Scaled SAR1g (W/kg)
	Modulation, Bandwidth, RB		MHz					
65.	QPSK 10MHz 1RB	Back Side	709	24.34	24.5	1.038	0.251	0.260
	QPSK 10MHz 1RB	Front Side	709	24.34	24.5	1.038	0.151	0.157
	QPSK 10MHz 1RB	Right side	709	24.34	24.5	1.038	0.132	0.137
	QPSK 10MHz 1RB	Left side	709	24.34	24.5	1.038	0.045	0.047
	QPSK 10MHz 1RB	Bottom side	709	24.34	24.5	1.038	0.167	0.173
	QPSK 10MHz 50%RB	Back Side	709	24.34	24.5	1.038	0.198	0.205
	QPSK 10MHz 50%RB	Front Side	709	24.34	24.5	1.038	0.117	0.121
	QPSK 10MHz 50%RB	Right side	709	24.34	24.5	1.038	0.102	0.106
	QPSK 10MHz 50%RB	Left side	709	24.34	24.5	1.038	0.039	0.040
	QPSK 10MHz 50%RB	Bottom side	709	24.34	24.5	1.038	0.143	0.148

LTE Band 25–Body SAR Test (Gap: 10mm)								
Plot No.	Mode	Test Position	Frequency	Output Power	Rated Limit	Scaling Factor	SAR1g	Scaled SAR1g
	Modulation, Bandwidth, RB	Body	MHz	(dBm)	(dBm)		(W/kg)	(W/kg)
	QPSK 20MHz 1RB	Back Side	1905	22.47	22.5	1.007	0.696	0.701
	QPSK 20MHz 1RB	Front Side	1905	22.47	22.5	1.007	0.292	0.294
	QPSK 20MHz 1RB	Right side	1905	22.47	22.5	1.007	0.064	0.064
	QPSK 20MHz 1RB	Left side	1905	22.47	22.5	1.007	0.145	0.146
66.	QPSK 20MHz 1RB	Bottom side	1905	22.47	22.5	1.007	0.785	0.790
	QPSK 20MHz 50%RB	Back Side	1905	22.47	22.5	1.007	0.580	0.584
	QPSK 20MHz 50%RB	Front Side	1905	22.47	22.5	1.007	0.240	0.242
	QPSK 20MHz 50%RB	Right side	1905	22.47	22.5	1.007	0.053	0.053
	QPSK 20MHz 50%RB	Left side	1905	22.47	22.5	1.007	0.175	0.176
	QPSK 20MHz 50%RB	Bottom side	1905	22.47	22.5	1.007	0.649	0.653

LTE Band 26(814-824MHz)–Body SAR Test (Gap: 10mm)								
Plot No.	Mode	Test Position	Frequency	Output Power	Rated Limit	Scaling Factor	SAR1g	Scaled SAR1g
	Modulation, Bandwidth, RB	Body	MHz	(dBm)	(dBm)		(W/kg)	(W/kg)
67.	QPSK 10MHz 1RB	Back Side	819	24.25	24.5	1.059	0.331	0.351
	QPSK 10MHz 1RB	Front Side	819	24.25	24.5	1.059	0.214	0.227
	QPSK 10MHz 1RB	Right side	819	24.25	24.5	1.059	0.231	0.245
	QPSK 10MHz 1RB	Left side	819	24.25	24.5	1.059	0.103	0.109
	QPSK 10MHz 1RB	Bottom side	819	24.25	24.5	1.059	0.297	0.315
	QPSK 10MHz 50%RB	Back Side	819	24.25	24.5	1.059	0.269	0.285
	QPSK 10MHz 50%RB	Front Side	819	24.25	24.5	1.059	0.178	0.189
	QPSK 10MHz 50%RB	Right side	819	24.25	24.5	1.059	0.188	0.199
	QPSK 10MHz 50%RB	Left side	819	24.25	24.5	1.059	0.084	0.089
	QPSK 10MHz 50%RB	Bottom side	819	24.25	24.5	1.059	0.249	0.264

LTE Band 26(824-849MHz)–Body SAR Test (Gap: 10mm)								
Plot No.	Mode	Test Position Body	Freque ncy	Output Power (dBm)	Rated Limit (dBm)	Scaling Factor	SAR1g (W/kg)	Scaled SAR1g (W/kg)
	Modulation, Bandwidth, RB		MHz					
68.	QPSK 15MHz 1RB	Back Side	841.5	24.21	24.5	1.069	0.322	0.344
	QPSK 15MHz 1RB	Front Side	841.5	24.21	24.5	1.069	0.179	0.191
	QPSK 15MHz 1RB	Right side	841.5	24.21	24.5	1.069	0.218	0.233
	QPSK 15MHz 1RB	Left side	841.5	24.21	24.5	1.069	0.100	0.107
	QPSK 15MHz 1RB	Bottom side	841.5	24.21	24.5	1.069	0.276	0.295
	QPSK 15MHz 50%RB	Back Side	841.5	24.21	24.5	1.069	0.269	0.288
	QPSK 15MHz 50%RB	Front Side	841.5	24.21	24.5	1.069	0.154	0.165
	QPSK 15MHz 50%RB	Right side	841.5	24.21	24.5	1.069	0.182	0.195
	QPSK 15MHz 50%RB	Left side	841.5	24.21	24.5	1.069	0.085	0.091
	QPSK 15MHz 50%RB	Bottom side	841.5	24.21	24.5	1.069	0.241	0.258

LTE Band 41–Body SAR Test (Gap: 10mm)								
Plot No.	Mode	Test Position Body	Freque ncy	Output Power (dBm)	Rated Limit (dBm)	Scaling Factor	SAR1g (W/kg)	Scaled SAR1g (W/kg)
	Modulation, Bandwidth, RB		MHz					
69.	QPSK 20MHz 1RB	Back Side	2680	23.37	23.5	1.030	0.059	0.061
	QPSK 20MHz 1RB	Front Side	2680	23.37	23.5	1.030	0.043	0.044
	QPSK 20MHz 1RB	Right side	2680	23.37	23.5	1.030	0.025	0.026
	QPSK 20MHz 1RB	Left side	2680	23.37	23.5	1.030	0.006	0.006
	QPSK 20MHz 1RB	Bottom side	2680	23.37	23.5	1.030	0.037	0.038
	QPSK 20MHz 50%RB	Back Side	2680	23.37	23.5	1.030	0.046	0.047
	QPSK 20MHz 50%RB	Front Side	2680	23.37	23.5	1.030	0.033	0.034
	QPSK 20MHz 50%RB	Right side	2680	23.37	23.5	1.030	0.020	0.021
	QPSK 20MHz 50%RB	Left side	2680	23.37	23.5	1.030	0.005	0.005
	QPSK 20MHz 50%RB	Bottom side	2680	23.37	23.5	1.030	0.029	0.030

LTE Band 66–Body SAR Test (Gap: 10mm)								
Plot No.	Mode	Test Position Body	Frequency	Output Power (dBm)	Rated Limit (dBm)	Scaling Factor	SAR1g (W/kg)	Scaled SAR1g (W/kg)
	Modulation, Bandwidth, RB		MHz					
70.	QPSK 20MHz 1RB	Back Side	1770	21.12	21.5	1.091	0.776	0.847
	QPSK 20MHz 1RB	Front Side	1770	21.12	21.5	1.091	0.326	0.356
	QPSK 20MHz 1RB	Right side	1770	21.12	21.5	1.091	0.228	0.249
	QPSK 20MHz 1RB	Left side	1770	21.12	21.5	1.091	0.110	0.120
	QPSK 20MHz 1RB	Bottom side	1770	21.12	21.5	1.091	0.551	0.601
	QPSK 20MHz 50%RB	Back Side	1770	21.12	21.5	1.091	0.459	0.501
	QPSK 20MHz 50%RB	Front Side	1770	21.12	21.5	1.091	0.256	0.279
	QPSK 20MHz 50%RB	Right side	1770	21.12	21.5	1.091	0.178	0.194
	QPSK 20MHz 50%RB	Left side	1770	21.12	21.5	1.091	0.088	0.096
	QPSK 20MHz 50%RB	Bottom side	1770	21.12	21.5	1.091	0.466	0.509

LTE Band 71–Body SAR Test (Gap: 10mm)								
Plot No.	Mode	Test Position Body	Frequency	Output Power (dBm)	Rated Limit (dBm)	Scaling Factor	SAR1g (W/kg)	Scaled SAR1g (W/kg)
	Modulation, Bandwidth, RB		MHz					
71.	QPSK 20MHz 1RB	Back Side	673	24.69	25.0	1.074	0.282	0.303
	QPSK 20MHz 1RB	Front Side	673	24.69	25.0	1.074	0.184	0.198
	QPSK 20MHz 1RB	Right side	673	24.69	25.0	1.074	0.149	0.160
	QPSK 20MHz 1RB	Left side	673	24.69	25.0	1.074	0.031	0.033
	QPSK 20MHz 1RB	Bottom side	673	24.69	25.0	1.074	0.167	0.179
	QPSK 20MHz 50%RB	Back Side	673	24.69	25.0	1.074	0.226	0.243
	QPSK 20MHz 50%RB	Front Side	673	24.69	25.0	1.074	0.144	0.155
	QPSK 20MHz 50%RB	Right side	673	24.69	25.0	1.074	0.116	0.125
	QPSK 20MHz 50%RB	Left side	673	24.69	25.0	1.074	0.024	0.026
	QPSK 20MHz 50%RB	Bottom side	673	24.69	25.0	1.074	0.140	0.150

NR n5–Body SAR Test (Gap: 10mm)								
Plot No.	Mode	Test Position Body	Frequency	Output Power (dBm)	Rated Limit (dBm)	Scaling Factor	SAR1g (W/kg)	Scaled SAR1g (W/kg)
	Modulation, Bandwidth, RB		MHz					
72.	DFT-s-OFDM PI/2 BPSK 20MHz 1RB	Back Side	844	23.50	24.0	1.122	0.262	0.294
	DFT-s-OFDM PI/2 BPSK 20MHz 1RB	Front Side	844	23.50	24.0	1.122	0.216	0.242
	DFT-s-OFDM PI/2 BPSK 20MHz 1RB	Right side	844	23.50	24.0	1.122	0.201	0.226
	DFT-s-OFDM PI/2 BPSK 20MHz 1RB	Left side	844	23.50	24.0	1.122	0.108	0.121
	DFT-s-OFDM PI/2 BPSK 20MHz 1RB	Bottom side	844	23.50	24.0	1.122	0.207	0.232
	DFT-s-OFDM PI/2 BPSK 20MHz 50%RB	Back Side	844	23.50	24.0	1.122	0.251	0.282
	DFT-s-OFDM PI/2 BPSK 20MHz 50%RB	Front Side	844	23.50	24.0	1.122	0.235	0.264
	DFT-s-OFDM PI/2 BPSK 20MHz 50%RB	Right side	844	23.50	24.0	1.122	0.155	0.174
	DFT-s-OFDM PI/2 BPSK 20MHz 50%RB	Left side	844	23.50	24.0	1.122	0.164	0.184
	DFT-s-OFDM PI/2 BPSK 20MHz 50%RB	Bottom side	844	23.50	24.0	1.122	0.169	0.190

NR n41–Body SAR Test (Gap: 10mm)								
Plot No.	Mode	Test Position Body	Frequency	Output Power (dBm)	Rated Limit (dBm)	Scaling Factor	SAR1g (W/kg)	Scaled SAR1g (W/kg)
	Modulation, Bandwidth, RB		MHz					
	DFT-s-OFDM QPSK 100MHz 1RB	Back Side	2593	23.97	24.0	1.007	0.321	0.323
	DFT-s-OFDM QPSK 100MHz 1RB	Front Side	2593	23.97	24.0	1.007	0.173	0.174
73.	DFT-s-OFDM QPSK 100MHz 1RB	Left side	2593	23.97	24.0	1.007	0.329	0.331
	DFT-s-OFDM QPSK 100MHz 50%RB	Back Side	2593	23.97	24.0	1.007	0.252	0.254
	DFT-s-OFDM QPSK 100MHz 50%RB	Front Side	2593	23.97	24.0	1.007	0.136	0.137
	DFT-s-OFDM QPSK 100MHz 50%RB	Left side	2593	23.97	24.0	1.007	0.259	0.261

NR n71–Body SAR Test (Gap: 10mm)								
Plot No.	Mode	Test Position Body	Frequency	Output Power (dBm)	Rated Limit (dBm)	Scaling Factor	SAR1g (W/kg)	Scaled SAR1g (W/kg)
	Modulation, Bandwidth, RB		MHz					
74.	DFT-s-OFDM PI/2 BPSK 20MHz 1RB	Back Side	688	23.02	23.5	1.117	0.266	0.297
	DFT-s-OFDM PI/2 BPSK 20MHz 1RB	Front Side	688	23.02	23.5	1.117	0.248	0.277
	DFT-s-OFDM PI/2 BPSK 20MHz 1RB	Right side	688	23.02	23.5	1.117	0.145	0.162
	DFT-s-OFDM PI/2 BPSK 20MHz 1RB	Left side	688	23.02	23.5	1.117	0.127	0.142
	DFT-s-OFDM PI/2 BPSK 20MHz 1RB	Bottom side	688	23.02	23.5	1.117	0.227	0.254
	DFT-s-OFDM PI/2 BPSK 20MHz 50%RB	Back Side	688	23.02	23.5	1.117	0.250	0.279
	DFT-s-OFDM PI/2 BPSK 20MHz 50%RB	Front Side	688	23.02	23.5	1.117	0.214	0.239
	DFT-s-OFDM PI/2 BPSK 20MHz 50%RB	Right side	688	23.02	23.5	1.117	0.104	0.116
	DFT-s-OFDM PI/2 BPSK 20MHz 50%RB	Left side	688	23.02	23.5	1.117	0.123	0.137
	DFT-s-OFDM PI/2 BPSK 20MHz 50%RB	Bottom side	688	23.02	23.5	1.117	0.105	0.117

WLAN 5.2GHz –Body SAR Test(10mm)									
Plot No.	Mode	Test Position Body	Frequency		Output Power (dBm)	Rated Limit (dBm)	Scaling Factor	SAR1g (W/kg)	Scaled SAR1g (W/kg)
			CH.	MHz					
	802.11a	Back Side	48	5240	13.08	13.5	1.102	0.480	0.529
	802.11a	Front Side	48	5240	13.08	13.5	1.102	0.231	0.254
	802.11a	Right side	48	5240	13.08	13.5	1.102	0.216	0.238
75.	802.11a	Top side	48	5240	13.08	13.5	1.102	0.649	0.715

WLAN 5.3GHz –Body SAR Test(10mm)									
Plot No.	Mode	Test Position Body	Frequency		Output Power (dBm)	Rated Limit (dBm)	Scaling Factor	SAR1g (W/kg)	Scaled SAR1g (W/kg)
			CH.	MHz					
	802.11a	Back Side	64	5320	12.79	13.0	1.050	0.164	0.172
	802.11a	Front Side	64	5320	12.79	13.0	1.050	0.263	0.276
	802.11a	Right side	64	5320	12.79	13.0	1.050	0.215	0.226
76.	802.11a	Top side	64	5320	12.79	13.0	1.050	0.662	0.695

WLAN 5.6GHz –Body SAR Test(10mm)									
Plot No.	Mode	Test Position Body	Frequency		Output Power (dBm)	Rated Limit (dBm)	Scaling Factor	SAR1g (W/kg)	Scaled SAR1g (W/kg)
			CH.	MHz					
	802.11a	Back Side	100	5500	12.93	13.0	1.016	0.524	0.533
	802.11a	Front Side	100	5500	12.93	13.0	1.016	0.244	0.248
	802.11a	Right side	100	5500	12.93	13.0	1.016	0.176	0.179
77.	802.11a	Top side	100	5500	12.93	13.0	1.016	0.646	0.656

WLAN 5.8GHz –Body SAR Test(10mm)									
Plot No.	Mode	Test Position Body	Frequency		Output Power (dBm)	Rated Limit (dBm)	Scaling Factor	SAR1g (W/kg)	Scaled SAR1g (W/kg)
			CH.	MHz					
	802.11a	Back Side	149	5745	12.42	12.5	1.019	0.339	0.345
	802.11a	Front Side	149	5745	12.42	12.5	1.019	0.189	0.193
	802.11a	Right side	149	5745	12.42	12.5	1.019	0.172	0.175
78.	802.11a	Top side	149	5745	12.42	12.5	1.019	0.466	0.475

WLAN 2.4GHz –Body SAR Test(10mm)									
Plot No.	Mode	Test Position Body	Frequency		Output Power (dBm)	Rated Limit (dBm)	Scaling Factor	SAR1g (W/kg)	Scaled SAR1g (W/kg)
			CH.	MHz					
79.	802.11b	Back Side	06	2437	15.97	16.0	1.007	0.340	0.342
	802.11b	Front Side	06	2437	15.97	16.0	1.007	0.322	0.324
	802.11b	Right side	06	2437	15.97	16.0	1.007	0.230	0.232
	802.11b	Top side	06	2437	15.97	16.0	1.007	0.244	0.246

Bluetooth –Body SAR Test(10mm)									
Plot No.	Mode	Test Position Body	Frequency		Output Power (dBm)	Rated Limit (dBm)	Scaling Factor	SAR1g (W/kg)	Scaled SAR1g (W/kg)
			MHz						
80.	Bluetooth	Back Side	2480		11.91	12.0	1.021	0.057	0.058
	Bluetooth	Front Side	2480		11.91	12.0	1.021	0.056	0.057
	Bluetooth	Right side	2480		11.91	12.0	1.021	0.033	0.034
	Bluetooth	Top side	2480		11.91	12.0	1.021	0.037	0.038

5G NR EN-DC Mode**Head SAR**

EN-DC_n41A – Head SAR Test								
Plot No.	Mode	Test Position Head	Frequency	Output Power (dBm)	Rated Limit (dBm)	Scaling Factor	SAR1g (W/kg)	Scaled SAR1g (W/kg)
	Modulation, Bandwidth		MHz					
81.	DFT-s-OFDM QPSK 100MHz 1RB	Right Cheek	2593	23.97	24.0	1.007	0.009	0.009
	DFT-s-OFDM QPSK 100MHz 1RB	Right Tilted	2593	23.97	24.0	1.007	0.007	0.007
	DFT-s-OFDM QPSK 100MHz 1RB	Left Cheek	2593	23.97	24.0	1.007	0.005	0.005
	DFT-s-OFDM QPSK 100MHz 1RB	Left Tilted	2593	23.97	24.0	1.007	0.003	0.003
	DFT-s-OFDM PI/2 BPSK 100MHz 50%RB	Right Cheek	2593	23.97	24.0	1.007	0.007	0.007
	DFT-s-OFDM PI/2 BPSK 100MHz 50%RB	Right Tilted	2593	23.97	24.0	1.007	0.004	0.004
	DFT-s-OFDM PI/2 BPSK 100MHz 50%RB	Left Cheek	2593	23.97	24.0	1.007	0.003	0.003
	DFT-s-OFDM PI/2 BPSK 100MHz 50%RB	Left Tilted	2593	23.97	24.0	1.007	0.002	0.002

Body-worn SAR

EN-DC_n41A–Body SAR Test (Gap: 10mm)								
Plot No.	Mode	Test Position Body	Frequency	Output Power (dBm)	Rated Limit (dBm)	Scaling Factor	SAR1g (W/kg)	Scaled SAR1g (W/kg)
	Modulation, Bandwidth, RB		MHz					
82.	DFT-s-OFDM QPSK 100MHz 1RB	Back Side	2593	23.97	24.0	1.007	0.269	0.271
	DFT-s-OFDM QPSK 100MHz 1RB	Front Side	2593	23.97	24.0	1.007	0.141	0.142
	DFT-s-OFDM QPSK 100MHz 50%RB	Back Side	2593	23.97	24.0	1.007	0.214	0.215
	DFT-s-OFDM QPSK 100MHz 50%RB	Front Side	2593	23.97	24.0	1.007	0.111	0.112

Hotspot SAR

EN-DC_n41A – Body SAR Test (Gap: 10mm)								
Plot No.	Mode	Test Position Body	Frequency	Output Power (dBm)	Rated Limit (dBm)	Scaling Factor	SAR1g (W/kg)	Scaled SAR1g (W/kg)
	Modulation, Bandwidth, RB		MHz					
83.	DFT-s-OFDM QPSK 100MHz 1RB	Back Side	2593	23.97	24.0	1.007	0.269	0.271
	DFT-s-OFDM QPSK 100MHz 1RB	Front Side	2593	23.97	24.0	1.007	0.141	0.142
	DFT-s-OFDM QPSK 100MHz 1RB	Left side	2593	23.97	24.0	1.007	0.255	0.257
	DFT-s-OFDM QPSK 100MHz 50%RB	Back Side	2593	23.97	24.0	1.007	0.214	0.215
	DFT-s-OFDM QPSK 100MHz 50%RB	Front Side	2593	23.97	24.0	1.007	0.111	0.112
	DFT-s-OFDM QPSK 100MHz 50%RB	Left side	2593	23.97	24.0	1.007	0.201	0.202

Remark:1. Per KDB 447498 D01 v06, if the highest output channel SAR for each exposure position ≤ 0.8 W/kg other channels SAR tests are not necessary.

2. Repeated measurement is not required when the original highest measured SAR is < 0.80 W/kg; steps 3) through 5) do not apply.

3. When the original highest measured SAR is ≥ 0.80 W/kg, repeat that measurement once.

4. Perform a second repeated measurement only if the ratio of largest to smallest SAR for the original and first repeated measurements is > 1.20 or when the original or repeated measurement is ≥ 1.45 W/kg (~ 10% from the 1-g SAR limit).

5. Perform a third repeated measurement only if the original, first or second repeated measurement is ≥ 1.5 W/kg and the ratio of largest to smallest SAR for the original, first and second repeated measurements is > 1.20 .

9.3 Simultaneous Multi-band Transmission SAR Analysis

List of Mode for Simultaneous Multi-band Transmission

No.	Configurations	Head SAR	Body SAR
1	GSM(Voice/Data) + WLAN(2.4G)(Data)	Yes	Yes
2	WCDMA (Voice/Data)+ WLAN(2.4G)(Data)	Yes	Yes
3	LTE(Data) + WLAN(2.4G)(Data)	Yes	Yes
4	NR(Data) + WLAN(2.4G)(Data)	Yes	Yes
5	GSM(Voice/Data) + WLAN(5G)(Data)	Yes	Yes
6	WCDMA (Voice/Data)+ WLAN(5G)(Data)	Yes	Yes
7	LTE(Data) + WLAN(5G)(Data)	Yes	Yes
8	NR(Data) + WLAN(5G)(Data)	Yes	Yes
9	GSM(Voice/Data) + Bluetooth(Data)	Yes	Yes
10	WCDMA (Voice/Data) + Bluetooth(Data)	Yes	Yes
11	LTE(Data) + Bluetooth(Data)	Yes	Yes
12	NR(Data) + Bluetooth(Data)	Yes	Yes

Remark:

- GSM ,WCDMA , LTE, and NR share the same antenna, and cannot transmit simultaneously.
- WLAN and Bluetooth share the same antenna, and cannot transmit simultaneously.
- According to the KDB 447498 D01 v06, when standalone SAR test exclusion applies to an antenna that transmits simultaneously with other antennas, the standalone SAR must be estimated according to following to determine simultaneous transmission SAR test exclusion:
 $(\text{max. power of channel, including tune-up tolerance, mW})/(\text{min. test separation distance, mm}) \cdot [\sqrt{f(\text{GHz})}/x]$ W/kg for test separation distances ≤ 50 mm;
 where $x = 7.5$ for 1-g SAR, and $x = 18.75$ for 10-g SAR.
- The maximum SAR summation is calculated based on the same configuration and test position.

Head SAR**WWAN and WLAN**

Position	WWAN		WLAN(2.4G)	Summed SAR (W/kg)
	Band	Scaled SAR (W/kg)	Scaled SAR (W/kg)	
Right Cheek	GSM	0.379	0.439	0.818
Right Tilted	GSM	0.243	0.387	0.630
Left Cheek	GSM	0.323	0.760	1.083
Left Tilted	GSM	0.216	0.551	0.767
Right Cheek	WCDMA	0.244	0.439	0.683
Right Tilted	WCDMA	0.142	0.387	0.529
Left Cheek	WCDMA	0.251	0.760	1.011
Left Tilted	WCDMA	0.148	0.551	0.699
Right Cheek	LTE	0.378	0.439	0.817
Right Tilted	LTE	0.148	0.387	0.535
Left Cheek	LTE	0.289	0.760	1.049
Left Tilted	LTE	0.169	0.551	0.720
Right Cheek	NR	0.203	0.439	0.642
Right Tilted	NR	0.113	0.387	0.500
Left Cheek	NR	0.312	0.760	1.072
Left Tilted	NR	0.152	0.551	0.703
Right Cheek	5G NR EN-DC	0.009	0.439	0.448
Right Tilted	5G NR EN-DC	0.007	0.387	0.394
Left Cheek	5G NR EN-DC	0.005	0.760	0.765
Left Tilted	5G NR EN-DC	0.003	0.551	0.554

Position	WWAN		WLAN(5G)	Summed SAR (W/kg)
	Band	Scaled SAR (W/kg)	Scaled SAR (W/kg)	
Right Cheek	GSM	0.379	0.501	0.880
Right Tilted	GSM	0.243	0.242	0.485
Left Cheek	GSM	0.323	0.590	0.913
Left Tilted	GSM	0.216	0.382	0.598
Right Cheek	WCDMA	0.244	0.501	0.745
Right Tilted	WCDMA	0.142	0.242	0.384
Left Cheek	WCDMA	0.251	0.590	0.841
Left Tilted	WCDMA	0.148	0.382	0.530
Right Cheek	LTE	0.378	0.501	0.879
Right Tilted	LTE	0.148	0.242	0.390
Left Cheek	LTE	0.289	0.590	0.879
Left Tilted	LTE	0.169	0.382	0.551

Right Cheek	NR	0.203	0.501	0.704
Right Tilted	NR	0.113	0.242	0.355
Left Cheek	NR	0.312	0.590	0.902
Left Tilted	NR	0.152	0.382	0.534
Right Cheek	5G NR EN-DC	0.009	0.501	0.510
Right Tilted	5G NR EN-DC	0.007	0.242	0.249
Left Cheek	5G NR EN-DC	0.005	0.590	0.595
Left Tilted	5G NR EN-DC	0.003	0.382	0.385

WWAN and Bluetooth

Position	WWAN		Bluetooth	Summed SAR (W/kg)
	Band	Scaled SAR (W/kg)	Scaled SAR (W/kg)	
Right Cheek	GSM	0.379	0.059	0.438
Right Tilted	GSM	0.243	0.032	0.275
Left Cheek	GSM	0.323	0.126	0.449
Left Tilted	GSM	0.216	0.087	0.303
Right Cheek	WCDMA	0.244	0.059	0.303
Right Tilted	WCDMA	0.142	0.032	0.174
Left Cheek	WCDMA	0.251	0.126	0.377
Left Tilted	WCDMA	0.148	0.087	0.235
Right Cheek	LTE	0.378	0.059	0.437
Right Tilted	LTE	0.148	0.032	0.180
Left Cheek	LTE	0.289	0.126	0.415
Left Tilted	LTE	0.169	0.087	0.256
Right Cheek	NR	0.203	0.059	0.262
Right Tilted	NR	0.113	0.032	0.145
Left Cheek	NR	0.312	0.126	0.438
Left Tilted	NR	0.152	0.087	0.239
Right Cheek	5G NR EN-DC	0.009	0.059	0.068
Right Tilted	5G NR EN-DC	0.007	0.032	0.039
Left Cheek	5G NR EN-DC	0.005	0.126	0.131
Left Tilted	5G NR EN-DC	0.003	0.087	0.090

Position	LTE		5G NR EN-DC	Summed SAR (W/kg)
	Band	Scaled SAR (W/kg)	Scaled SAR (W/kg)	
Right Cheek	LTE 2	0.082	0.009	0.091
Right Tilted	LTE 2	0.051	0.007	0.058
Left Cheek	LTE 2	0.105	0.005	0.110
Left Tilted	LTE 2	0.068	0.003	0.071
Right Cheek	LTE 12	0.156	0.009	0.165
Right Tilted	LTE 12	0.113	0.007	0.120
Left Cheek	LTE 12	0.155	0.005	0.160
Left Tilted	LTE 12	0.105	0.003	0.108

Body-worn SAR**WWAN and WLAN**

Position	WWAN		WLAN(2.4G)	Summed SAR (W/kg)
	Band	Scaled SAR (W/kg)	Scaled SAR (W/kg)	
Back side	GSM	0.604	0.342	0.946
Front side	GSM	0.347	0.324	0.671
Back side	WCDMA	0.584	0.342	0.926
Front side	WCDMA	0.350	0.324	0.674
Back side	LTE	0.847	0.342	1.189
Front side	LTE	0.365	0.324	0.689
Back side	NR	0.323	0.342	0.665
Front side	NR	0.277	0.324	0.601
Back side	5G NR EN-DC	0.271	0.342	0.613
Front side	5G NR EN-DC	0.142	0.324	0.466

Position	WWAN		WLAN(5G)	Summed SAR (W/kg)
	Band	Scaled SAR (W/kg)	Scaled SAR (W/kg)	
Back side	GSM	0.604	0.533	1.137
Front side	GSM	0.347	0.276	0.623
Back side	WCDMA	0.584	0.533	1.117
Front side	WCDMA	0.350	0.276	0.626
Back side	LTE	0.847	0.533	1.380
Front side	LTE	0.365	0.276	0.641
Back side	NR	0.323	0.533	0.856
Front side	NR	0.277	0.276	0.553
Back side	5G NR EN-DC	0.271	0.533	0.804
Front side	5G NR EN-DC	0.142	0.276	0.418

WWAN and Bluetooth

	WWAN		Bluetooth	Summed SAR (W/kg)
Position	Band	Scaled SAR (W/kg)	Scaled SAR (W/kg)	
Back side	GSM	0.604	0.058	0.662
Front side	GSM	0.347	0.057	0.404
Back side	WCDMA	0.584	0.058	0.642
Front side	WCDMA	0.350	0.057	0.407
Back side	LTE	0.847	0.058	0.905
Front side	LTE	0.365	0.057	0.422
Back side	NR	0.323	0.058	0.381
Front side	NR	0.277	0.057	0.334
Back side	5G NR EN-DC	0.271	0.058	0.329
Front side	5G NR EN-DC	0.142	0.057	0.199

	LTE		5G NR EN-DC	Summed SAR (W/kg)
Position	Band	Scaled SAR (W/kg)	Scaled SAR (W/kg)	
Back side	LTE 2	0.734	0.271	1.005
Front side	LTE 2	0.365	0.142	0.507
Back side	LTE 12	0.254	0.271	0.525
Front side	LTE 12	0.158	0.142	0.300

Hotspot SAR**WWAN and WLAN**

Position	WWAN		WLAN(2.4G)	Summed SAR (W/kg)
	Band	Scaled SAR (W/kg)	Scaled SAR (W/kg)	
Back	GSM	0.647	0.342	0.989
Front	GSM	0.372	0.324	0.696
Right side	GSM	0.200	0.232	0.432
Left side	GSM	0.114	--	0.114
Bottom side	GSM	0.593	--	0.593
Top side	GSM	--	0.246	0.246
Back	WCDMA	0.584	0.342	0.926
Front	WCDMA	0.350	0.324	0.674
Right side	WCDMA	0.190	0.232	0.422
Left side	WCDMA	0.090	--	0.090
Bottom side	WCDMA	0.630	--	0.630
Top side	WCDMA	--	0.246	0.246
Back	LTE	0.847	0.342	1.189
Front	LTE	0.365	0.324	0.689
Right side	LTE	0.404	0.232	0.636
Left side	LTE	0.176	--	0.176
Bottom side	LTE	0.790	--	0.790
Top side	LTE	--	0.246	0.246
Back	NR	0.323	0.342	0.665
Front	NR	0.277	0.324	0.601
Right side	NR	0.226	0.232	0.458
Left side	NR	0.331	--	0.331
Bottom side	NR	0.254	--	0.254
Top side	NR	--	0.246	0.246
Back	5G NR EN-DC	0.271	0.342	0.613
Front	5G NR EN-DC	0.142	0.324	0.466
Right side	5G NR EN-DC	--	0.232	0.232
Left side	5G NR EN-DC	0.257	--	0.257
Bottom side	5G NR EN-DC	--	--	--
Top side	5G NR EN-DC	--	0.246	0.246

Position	WWAN		WLAN(5G)	Summed SAR (W/kg)
	Band	Scaled SAR (W/kg)	Scaled SAR (W/kg)	
Back	GSM	0.647	0.533	1.180
Front	GSM	0.372	0.276	0.648
Right side	GSM	0.200	0.238	0.438
Left side	GSM	0.114	--	0.114
Bottom side	GSM	0.593	--	0.593
Top side	GSM	--	0.715	0.715
Back	WCDMA	0.584	0.533	1.117
Front	WCDMA	0.350	0.276	0.626
Right side	WCDMA	0.190	0.238	0.428
Left side	WCDMA	0.090	--	0.090
Bottom side	WCDMA	0.630	--	0.630
Top side	WCDMA	--	0.715	0.715
Back	LTE	0.847	0.533	1.380
Front	LTE	0.365	0.276	0.641
Right side	LTE	0.404	0.238	0.642
Left side	LTE	0.176	--	0.176
Bottom side	LTE	0.790	--	0.790
Top side	LTE	--	0.715	0.715
Back	NR	0.323	0.533	0.856
Front	NR	0.277	0.276	0.553
Right side	NR	0.226	0.238	0.464
Left side	NR	0.331	--	0.331
Bottom side	NR	0.254	--	0.254
Top side	NR	--	0.715	0.715
Back	5G NR EN-DC	0.271	0.533	0.804
Front	5G NR EN-DC	0.142	0.276	0.418
Right side	5G NR EN-DC	--	0.238	0.238
Left side	5G NR EN-DC	0.257	--	0.257
Bottom side	5G NR EN-DC	--	--	--
Top side	5G NR EN-DC	--	0.715	0.715

WWAN and Bluetooth

Position	WWAN		Bluetooth	Summed SAR (W/kg)
	Band	Scaled SAR (W/kg)	Scaled SAR (W/kg)	
Back	GSM	0.647	0.058	0.705
Front	GSM	0.372	0.057	0.429
Right side	GSM	0.200	0.034	0.234
Left side	GSM	0.114	--	0.114
Bottom side	GSM	0.593	--	0.593
Top side	GSM	--	0.038	0.038
Back	WCDMA	0.584	0.058	0.642
Front	WCDMA	0.350	0.057	0.407
Right side	WCDMA	0.190	0.034	0.224
Left side	WCDMA	0.090	--	0.090
Bottom side	WCDMA	0.630	--	0.630
Top side	WCDMA	--	0.038	0.038
Back	LTE	0.847	0.058	0.905
Front	LTE	0.365	0.057	0.422
Right side	LTE	0.404	0.034	0.438
Left side	LTE	0.176	--	0.176
Bottom side	LTE	0.790	--	0.790
Top side	LTE	--	0.038	0.038
Back	NR	0.323	0.058	0.381
Front	NR	0.277	0.057	0.334
Right side	NR	0.226	0.034	0.260
Left side	NR	0.331	--	0.331
Bottom side	NR	0.254	--	0.254
Top side	NR	--	0.038	0.038
Back	5G NR EN-DC	0.271	0.058	0.329
Front	5G NR EN-DC	0.142	0.057	0.199
Right side	5G NR EN-DC	--	0.034	0.034
Left side	5G NR EN-DC	0.257	--	0.257
Bottom side	5G NR EN-DC	--	--	--
Top side	5G NR EN-DC	--	0.038	0.038

Position	LTE		5G NR EN-DC	Summed SAR (W/kg)
	Scaled SAR (W/kg)		Scaled SAR (W/kg)	
Back	LTE 2	0.734	0.271	1.005
Front	LTE 2	0.365	0.142	0.507
Right side	LTE 2	0.114	--	0.114
Left side	LTE 2	0.149	0.257	0.406
Bottom side	LTE 2	0.677	--	0.677
Top side	LTE 2	--	--	--
Back	LTE 12	0.254	0.271	0.525
Front	LTE 12	0.158	0.142	0.300
Right side	LTE 12	0.151	--	0.151
Left side	LTE 12	0.050	0.257	0.307
Bottom side	LTE 12	0.181	--	0.181
Top side	LTE 12	--	--	--

10. Measurement Uncertainty

10.1 Uncertainty for SAR Test

a	b	c	d	e= f(d,k)	f	g	h= c*f/e	i= c*g/e	k
Uncertainty Component	Sec.	Tol (+- %)	Prob. Dist.	Div.	Ci (1g)	Ci (10g)	1g Ui (+-%)	10g Ui (+-%)	Vi
Measurement System									
Probe calibration	E.2.1	7.0	N	1	1	1	7.00	7.00	∞
Axial Isotropy	E.2.2	2.5	R	$\sqrt{3}$	$(1_{Cp})^{1/2}$	$(1_{Cp})^{1/2}$	1.02	1.02	∞
Hemispherical Isotropy	E.2.2	4.0	R	$\sqrt{3}$	$(Cp)^{1/2}$	$(Cp)^{1/2}$	1.63	1.63	∞
Boundary effect	E.2.3	1.0	R	$\sqrt{3}$	1	1	0.58	0.58	∞
Linearity	E.2.4	5.0	R	$\sqrt{3}$	1	1	2.89	2.89	∞
System detection limits	E.2.5	1.0	R	$\sqrt{3}$	1	1	0.58	0.58	∞
Readout Electronics	E.2.6	0.02	N	1	1	1	0.02	0.02	∞
Reponse Time	E.2.7	3.0	R	$\sqrt{3}$	1	1	1.73	1.73	∞
Integration Time	E.2.8	2.0	R	$\sqrt{3}$	1	1	1.15	1.15	∞
RF ambient Conditions – Noise	E.6.1	0	R	$\sqrt{3}$	1	1	1.73	1.73	∞
RF ambient Conditions - Reflections	E.6.1	0	R	$\sqrt{3}$	1	1	1.73	1.73	∞
Probe positioner Mechanical Tolerance	E.6.2	2.0	R	$\sqrt{3}$	1	1	1.15	1.15	∞
Probe positioning with respect to Phantom Shell	E.6.3	0.05	R	$\sqrt{3}$	1	1	0.03	0.03	∞
Extrapolation, interpolation and integration Algorithms for Max. SAR Evaluation	E.5	5.0	R	$\sqrt{3}$	1	1	2.89	2.89	∞
Test Sample Related									
Test sample positioning	E.4.2	0.03	N	1	1	1	0.03	0.03	N-1
Device Holder Uncertainty	E.4.1	5.00	N	1	1	1	5.00	5.00	
Output power Variation - SAR drift measurement	E.2.9	12.02	R	$\sqrt{3}$	1	1	6.94	6.94	∞
SAR scaling	E6.5	0.0	R	$\sqrt{3}$	1	1	0.0	0.0	∞
Phantom and Tissue Parameters									
Phantom Uncertainty (Shape and thickness tolerances)	E.3.1	0.05	R	$\sqrt{3}$	1	1	0.03	0.03	∞
Uncertainty in SAR correction for deviations in permittivity and conductivity	E3.2	1.9	R	$\sqrt{3}$	1	0.84	1.10	0.90	∞

Liquid conductivity - deviation from target value	E.3.2	5.00	R	$\sqrt{3}$	0.64	0.43	1.85	1.24	∞
Liquid conductivity - measurement uncertainty	E.3.3	5.00	N	1	0.64	0.43	3.20	2.15	∞
Liquid permittivity - deviation from target value	E.3.2	0.37	R	$\sqrt{3}$	0.6	0.49	0.13	0.10	∞
Liquid permittivity - measurement uncertainty	E.3.3	10.00	N	1	0.6	0.49	6.00	4.90	∞
Combined Standard Uncertainty			RSS				10.20	10.00	
Expanded Uncertainty (95% Confidence interval)			K=2				20.40	20.00	

Annex A. Plots of System Performance Check

MEASUREMENT 1

Type: Validation measurement (Fast, 75.00 %)

Measurement duration: 7 minutes 21 seconds

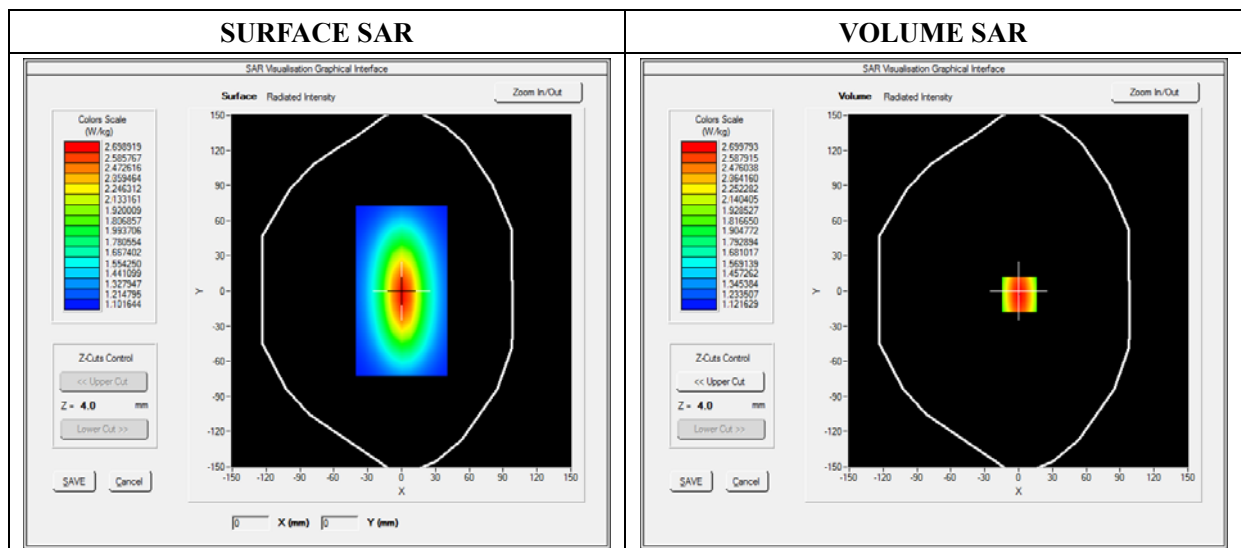
E-field Probe: SSE2 - SN 18/21 EPGO356; ConvF: 1.67; Calibrated: 2021-07-16

A. Experimental conditions

Area Scan	dx=8mm dy=8mm
Phantom	Validation plane
Device Position	Dipole
Band	CW750
Signal	Duty Cycle 1:1

B. SAR Measurement Results

Frequency (MHz)	750.000000
Relative Permittivity (real part)	41.310574
Conductivity (S/m)	0.852373
Power Variation (%)	0.038363
Ambient Temperature	21.1
Liquid Temperature	21.3

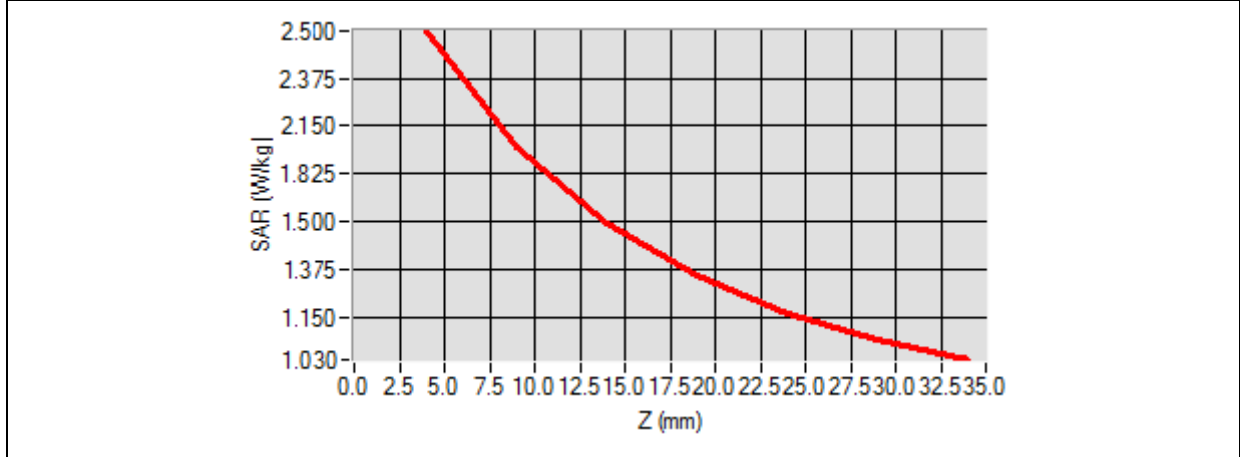


Maximum location: X=0.00, Y=0.00

SAR 10g (W/Kg)	1.042744
SAR 1g (W/Kg)	2.164534

Z Axis Scan

Z (mm)	0.00	4.00	9.00	14.00	19.00	24.00	29.00
SAR (W/Kg)	0.0000	2.3634	1.8023	1.4523	1.2514	1.1005	1.0245



3D screen shot	Hot spot position

MEASUREMENT 2

Type: Validation measurement (Fast, 75.00 %)

Measurement duration: 7 minutes 21 seconds

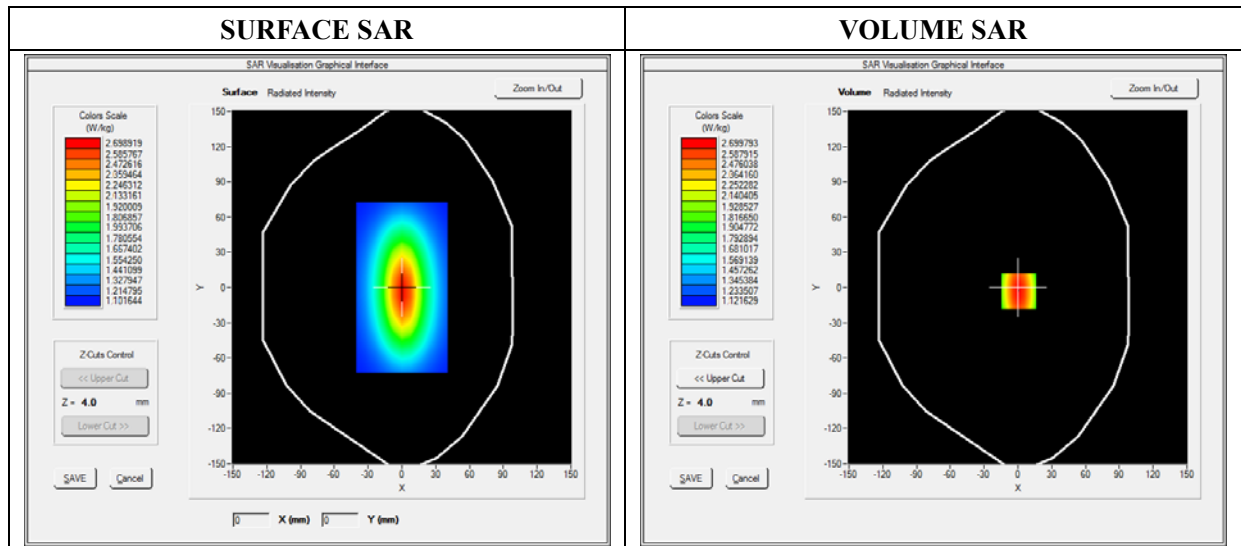
E-field Probe: SSE2 - SN 18/21 EPGO356; ConvF: 1.71; Calibrated: 2021-07-16

A. Experimental conditions

Area Scan	dx=8mm dy=8mm
Phantom	Validation plane
Device Position	Dipole
Band	CW835
Signal	Duty Cycle 1:1

B. SAR Measurement Results

Frequency (MHz)	835.000000
Relative Permittivity (real part)	41.160245
Conductivity (S/m)	0.881245
Power Variation (%)	0.038437
Ambient Temperature	21.1
Liquid Temperature	21.3

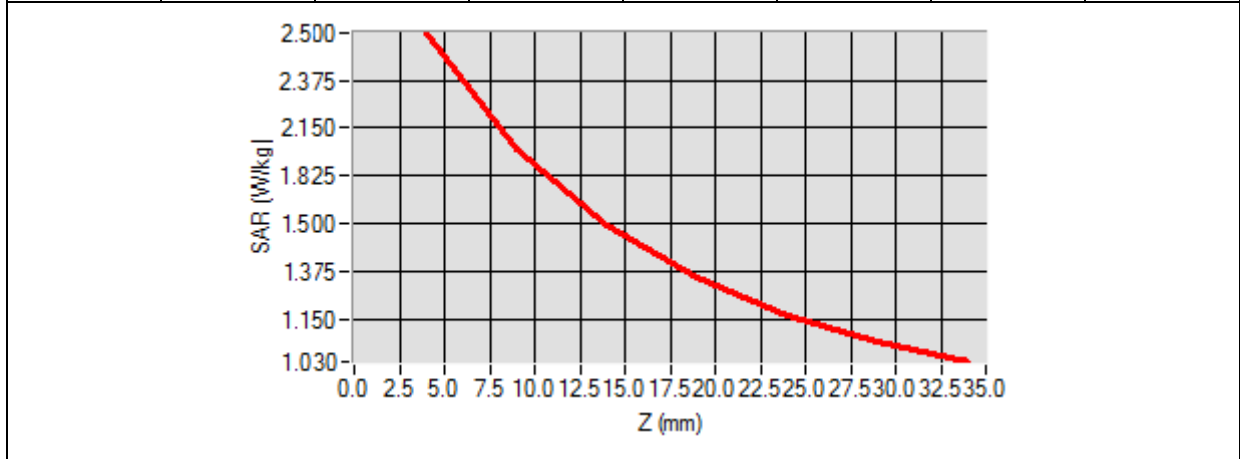


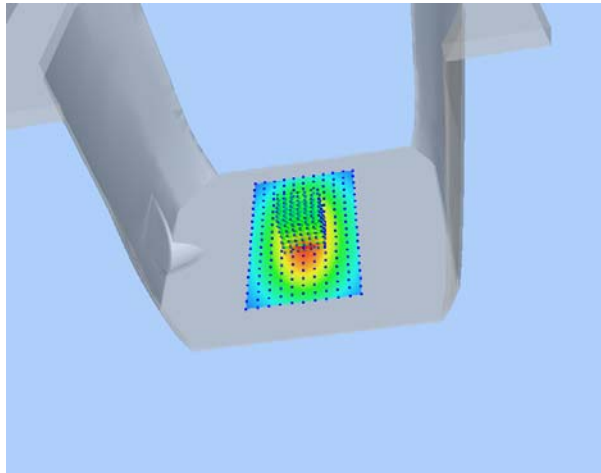
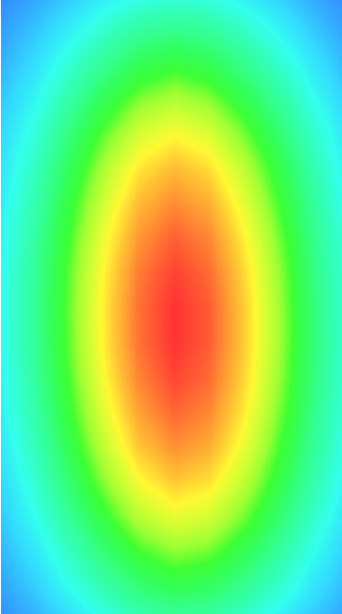
Maximum location: X=0.00, Y=0.00

SAR 10g (W/Kg)	1.519489
SAR 1g (W/Kg)	2.411253

Z Axis Scan

Z (mm)	0.00	4.00	9.00	14.00	19.00	24.00	29.00
SAR (W/Kg)	0.0000	2.4900	1.8942	1.4811	1.3541	1.1123	1.0539



3D screen shot	Hot spot position
	

MEASUREMENT 3

Type: Validation measurement (Fast, 75.00 %)

Measurement duration: 12 minutes 21 seconds

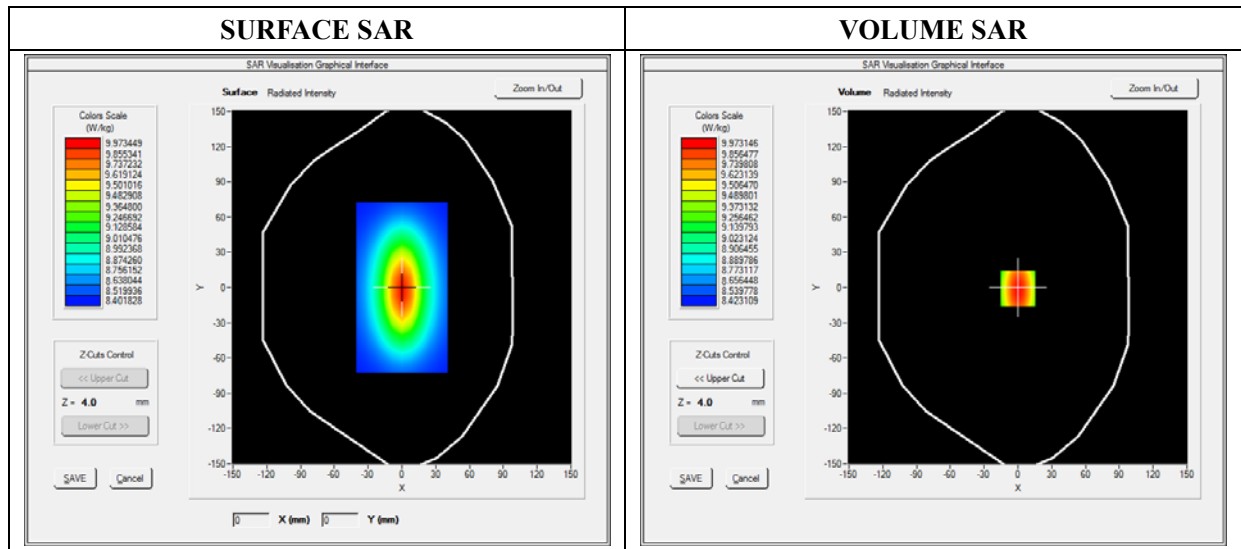
E-field Probe: SSE2 - SN 18/21 EPGO356; ConvF: 2.11; Calibrated: 2021-07-16

A. Experimental conditions

Area Scan	dx=8mm dy=8mm
Phantom	Validation plane
Device Position	Dipole
Band	CW1800
Signal	CW (Crest factor: 1.0)

B. SAR Measurement Results

Frequency (MHz)	1800.000000
Relative Permittivity (real part)	38.604890
Conductivity (S/m)	1.361250
Power Variation (%)	1.401232
Ambient Temperature	21.1
Liquid Temperature	21.2

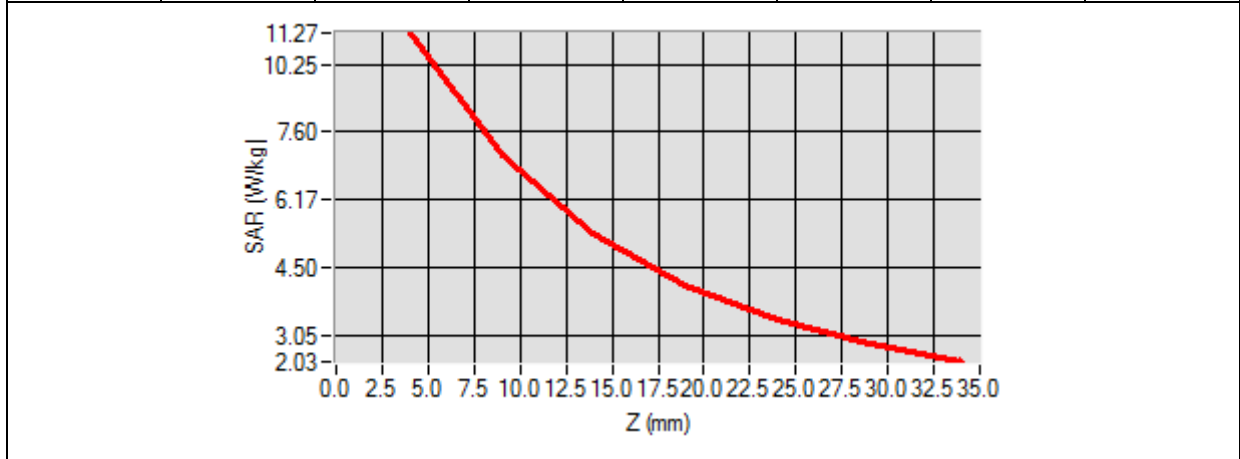


Maximum location: X=0.00, Y=0.00

SAR 10g (W/Kg)	5.171252
SAR 1g (W/Kg)	9.611250

Z Axis Scan

Z (mm)	0.00	4.00	9.00	14.00	19.00	24.00	29.00
SAR (W/Kg)	0.0000	10.3455	7.1125	5.1026	3.425	3.0242	2.1125



3D screen shot	Hot spot position

MEASUREMENT 4

Type: Validation measurement (Fast, 75.00 %)

Measurement duration: 12 minutes 21 seconds

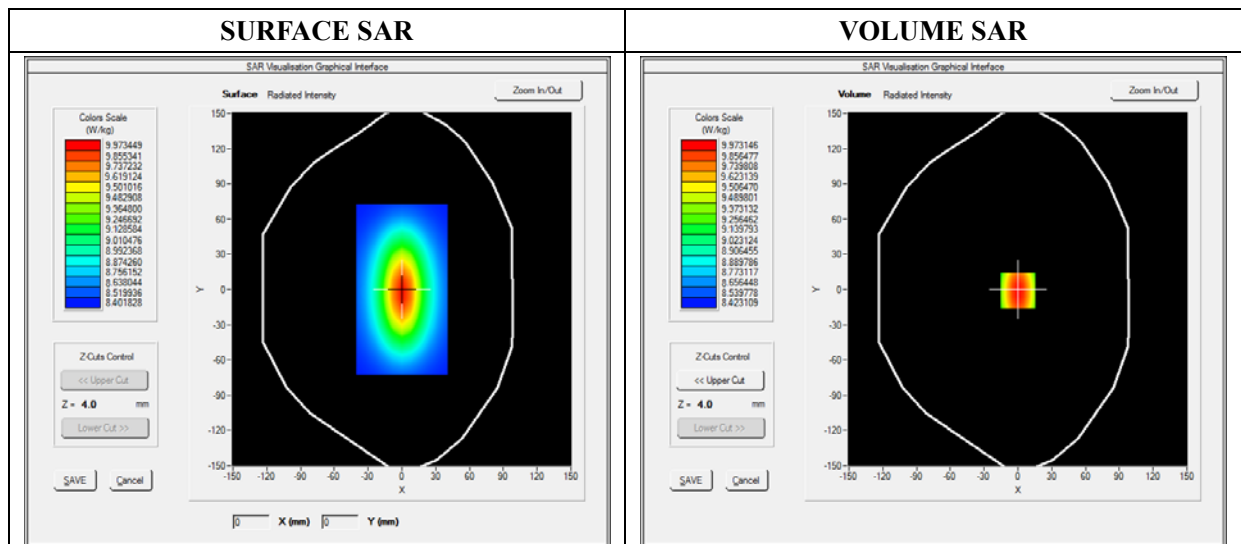
E-field Probe: SSE2 - SN 18/21 EPGO356; ConvF: 2.21; Calibrated: 2021-07-16

A. Experimental conditions

Area Scan	dx=8mm dy=8mm
Phantom	Validation plane
Device Position	Dipole
Band	CW1900
Signal	Duty Cycle 1:1

B. SAR Measurement Results

Frequency (MHz)	1900.000000
Relative Permittivity (real part)	38.580124
Conductivity (S/m)	1.370369
Power Variation (%)	1.022540
Ambient Temperature	21.1
Liquid Temperature	21.3

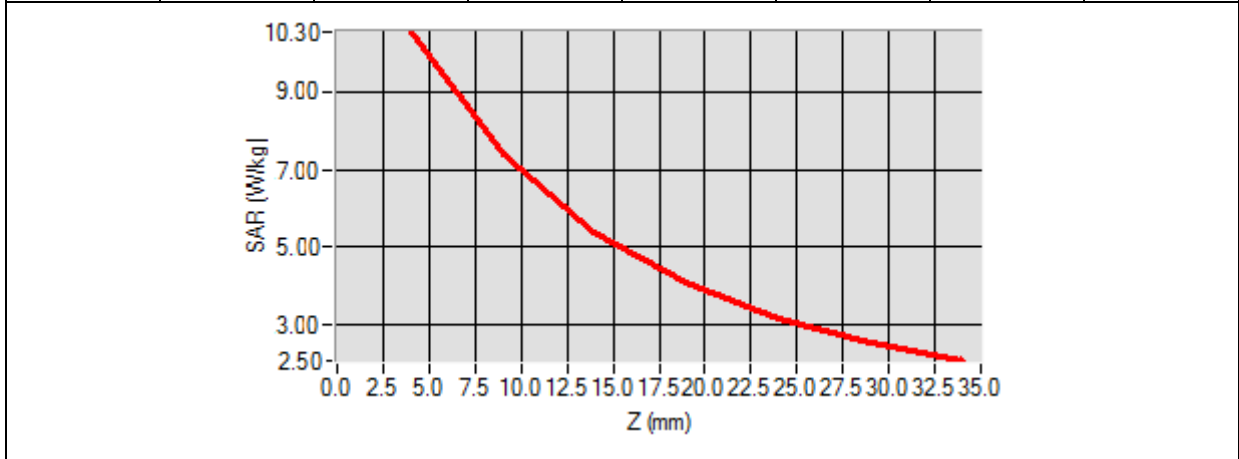


Maximum location: X=0.00, Y=0.00

SAR 10g (W/Kg)	5.174526
SAR 1g (W/Kg)	9.913214

Z Axis Scan

Z (mm)	0.00	4.00	9.00	14.00	19.00	24.00	29.00
SAR (W/Kg)	0.0000	10.2354	6.8400	5.0121	4.1189	3.0522	2.8424



3D screen shot	Hot spot position
<p>A 3D perspective view of a grey, L-shaped device. A rectangular area on the device's surface is overlaid with a color-coded heatmap representing SAR distribution. The colors range from blue (low SAR) to red (high SAR), with the highest intensity (red) concentrated in the center of the device's main body.</p>	<p>A 2D vertical heatmap showing the spatial distribution of the hot spot. The color gradient transitions from blue at the edges to a bright red center, indicating the location of maximum SAR exposure.</p>

MEASUREMENT 5

Type: Validation measurement (Fast, 75.00 %)

Measurement duration: 12 minutes 21 seconds

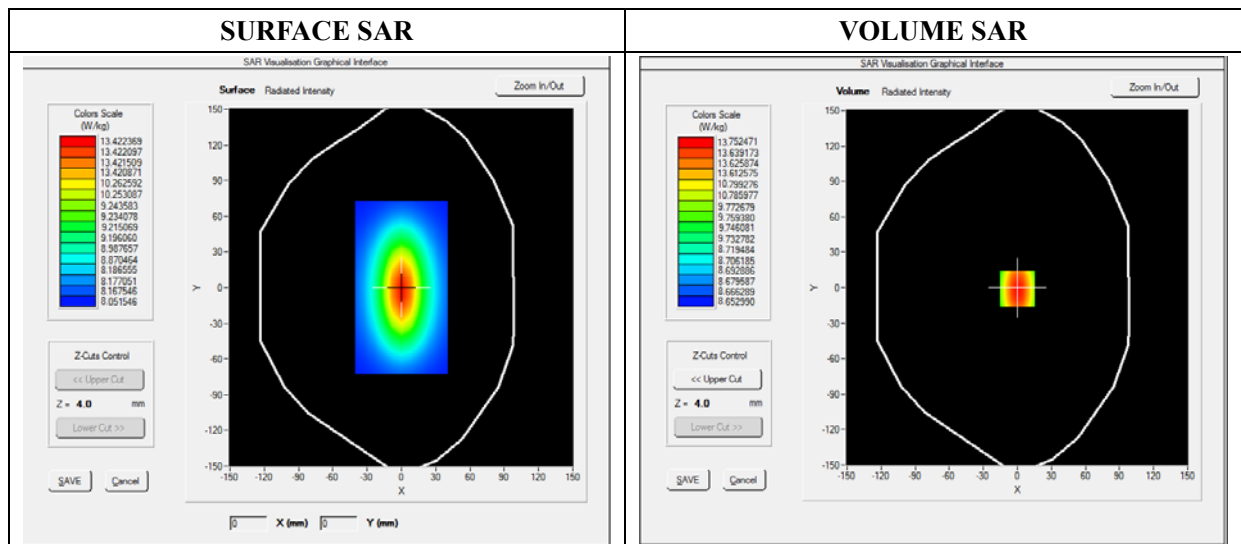
E-field Probe: SSE2 - SN 18/21 EPGO356; ConvF: 2.29; Calibrated: 2021-07-16

A. Experimental conditions

Area Scan	dx=8mm dy=8mm
Phantom	Validation plane
Device Position	Dipole
Band	CW2450
Signal	Duty Cycle 1:1

B. SAR Measurement Results

Frequency (MHz)	2450.000000
Relative Permittivity (real part)	38.203660
Conductivity (S/m)	1.730236
Power Variation (%)	1.141452
Ambient Temperature	21.1
Liquid Temperature	21.2

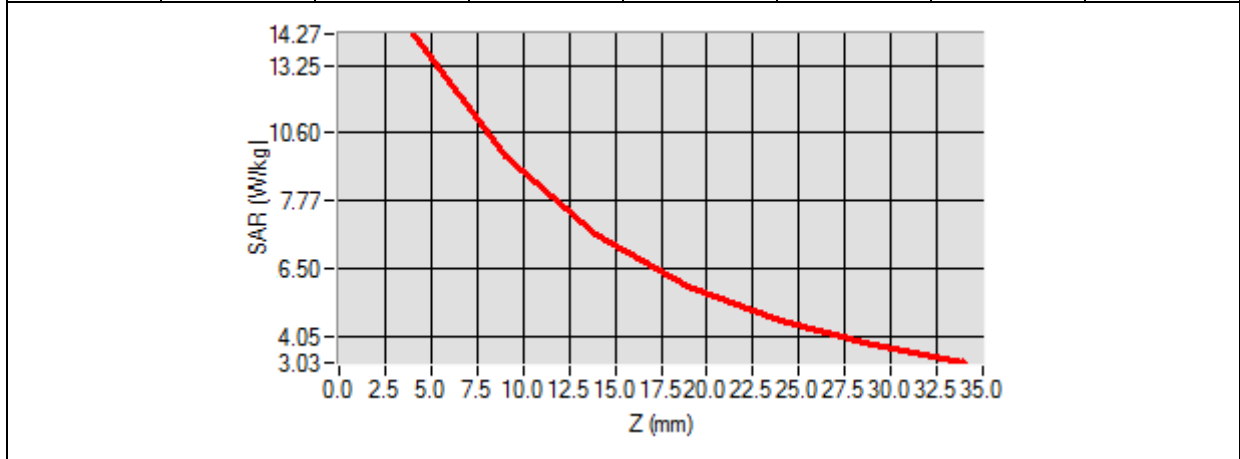


Maximum location: X=0.00, Y=0.00

SAR 10g (W/Kg)	8.020427
SAR 1g (W/Kg)	13.452457

Z Axis Scan

Z (mm)	0.00	4.00	9.00	14.00	19.00	24.00	29.00
SAR (W/Kg)	0.0000	14.1034	12.0012	10.2624	7.4715	5.9022	4.5114



3D screen shot	Hot spot position

MEASUREMENT 6

Type: Validation measurement (Fast, 75.00 %)

Measurement duration: 12 minutes 21 seconds

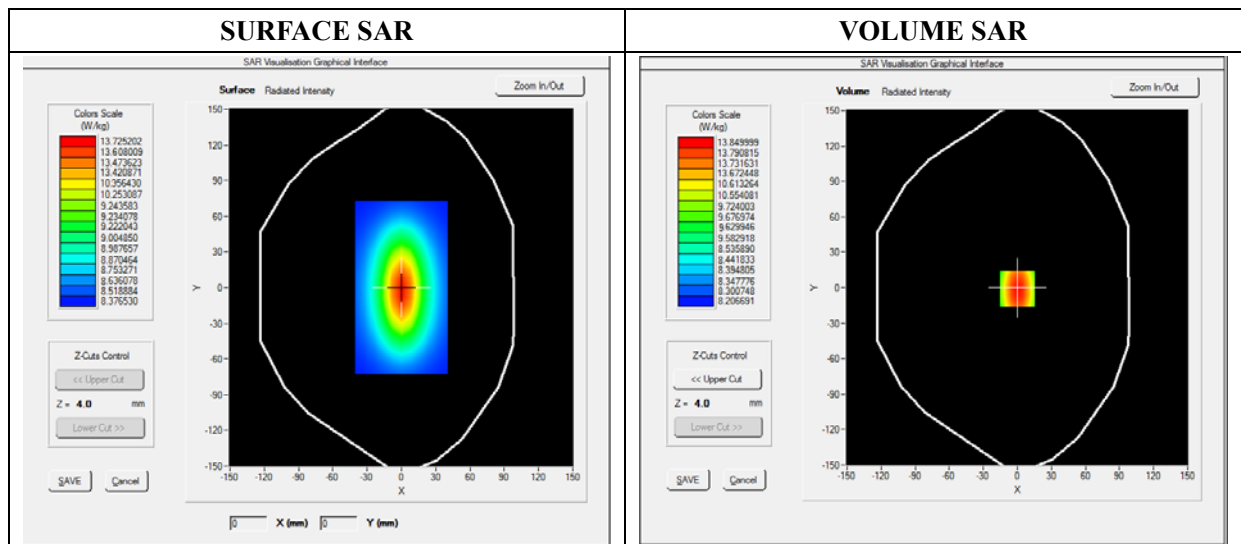
E-field Probe: SSE2 - SN 18/21 EPGO356; ConvF: 2.22; Calibrated: 2021-07-16

A. Experimental conditions

Area Scan	dx=8mm dy=8mm
Phantom	Validation plane
Device Position	Dipole
Band	CW2600
Signal	Duty Cycle 1:1

B. SAR Measurement Results

Frequency (MHz)	2600.000000
Relative Permittivity (real part)	38.651092
Conductivity (S/m)	1.940182
Power Variation (%)	1.028221
Ambient Temperature	21.1
Liquid Temperature	21.2

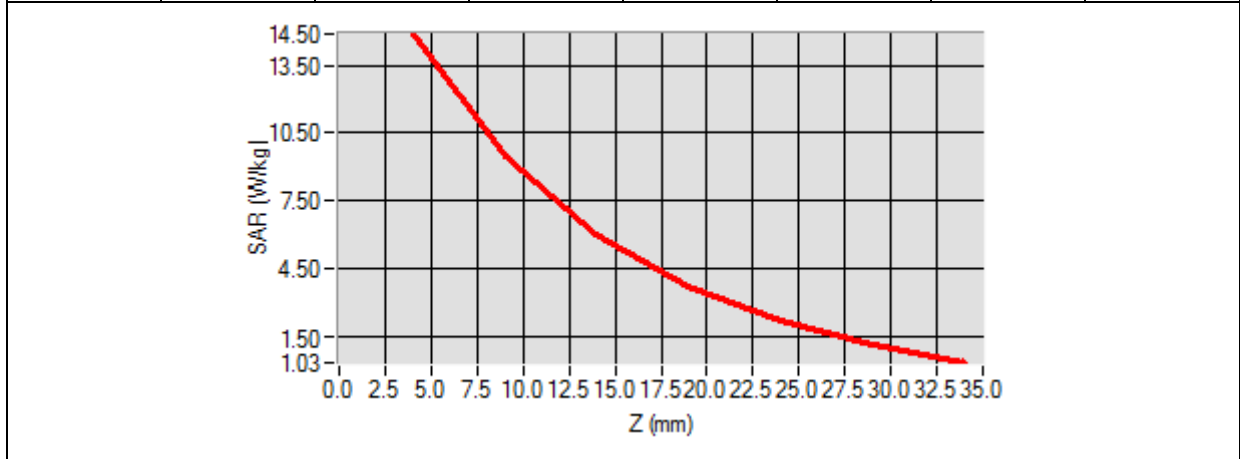


Maximum location: X=0.00, Y=0.00

SAR 10g (W/Kg)	8.270822
SAR 1g (W/Kg)	13.670282

Z Axis Scan

Z (mm)	0.00	4.00	9.00	14.00	19.00	24.00	29.00
SAR (W/Kg)	0.0000	14.0426	12.1354	10.2965	7.4854	5.9354	4.5186



3D screen shot	Hot spot position
<p>A 3D perspective view of a grey, L-shaped device. A rectangular area on the horizontal part of the device is highlighted with a color-coded grid, showing a central red/orange hot spot that transitions to yellow, green, and blue towards the edges.</p>	<p>A 2D heatmap showing a vertical oval shape. The center is a bright red/orange color, fading through yellow and green to a light blue at the edges, representing the intensity distribution of the hot spot.</p>

MEASUREMENT 7

Type: Validation measurement (Fast, 75.00 %)

Measurement duration: 12 minutes 21 seconds

E-field Probe: SSE2 - SN 18/21 EPGO356; ConvF: 1.91; Calibrated: 2021-07-16

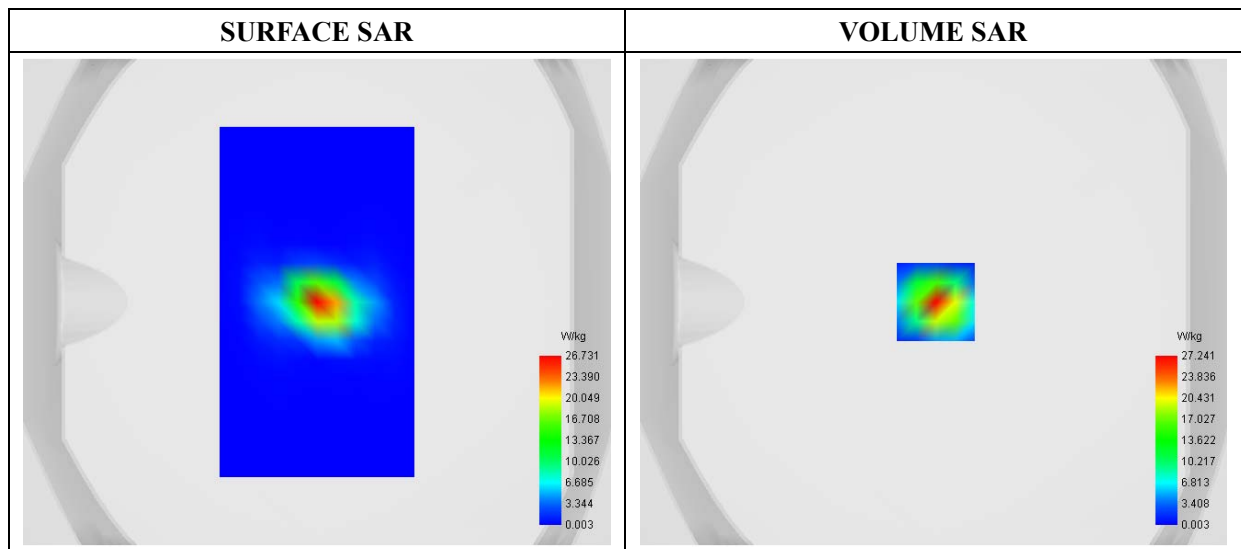
A. Experimental conditions

Area Scan	dx=8mm dy=8mm
Zoom Scan	dx=4mm dy=4mm dz=2mm
Phantom	Validation plane
Device Position	Dipole
Band	CW5200
Signal	CW (Crest factor: 1.0)

B. SAR Measurement Results

Frequency (MHz)	5200.000000
Relative Permittivity (real part)	35.642911
Conductivity (S/m)	4.761483
Power Variation (%)	0.943782
Ambient Temperature	22.0
Liquid Temperature	22.3

C. SAR Surface and Volume



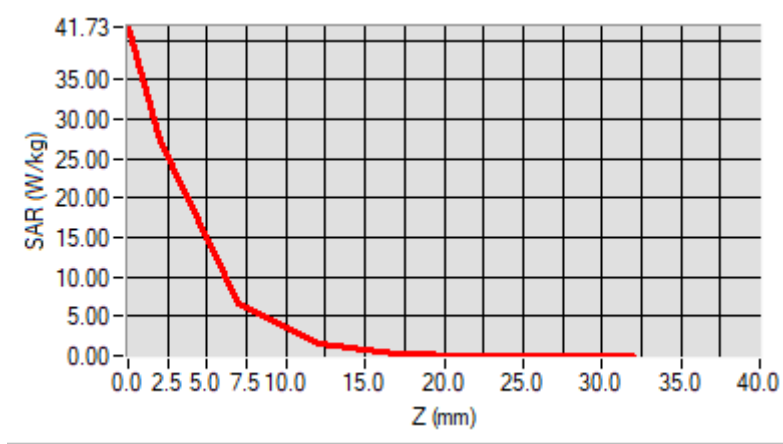
Maximum location: X=1.00, Y=0.00

D. SAR 1g & 10g

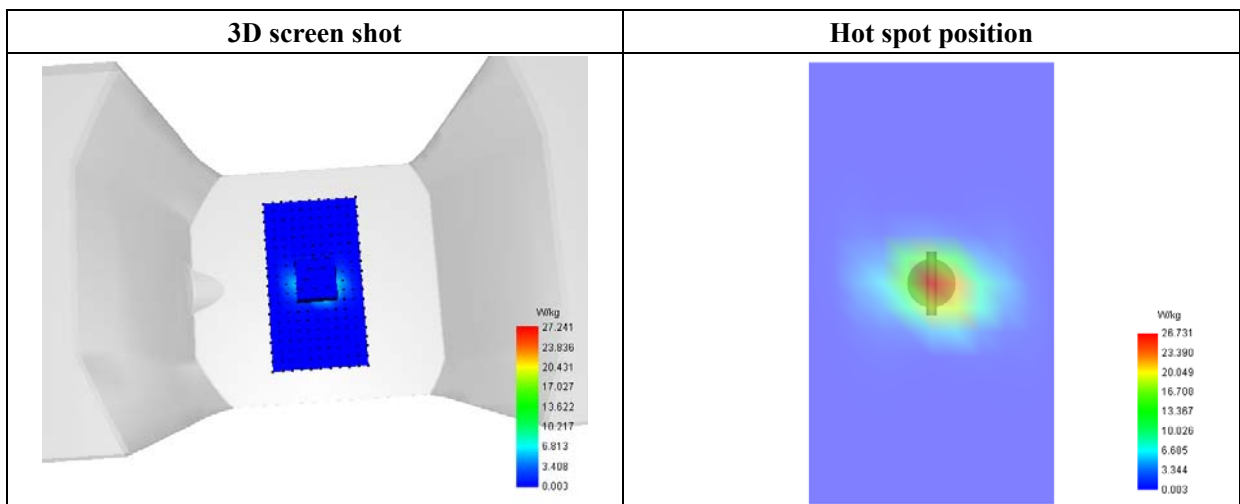
SAR 10g (W/Kg)	5.310334
SAR 1g (W/Kg)	16.946226

E. Z Axis Scan

Z (mm)	0.00	2.00	7.00	12.00	17.00	22.00	27.00
SAR (W/Kg)	41.7264	27.2408	6.5746	1.6234	0.3765	0.0793	0.0129



F. 3D Image



MEASUREMENT 8

Type: Validation measurement (Fast, 75.00 %)

Measurement duration: 12 minutes 21 seconds

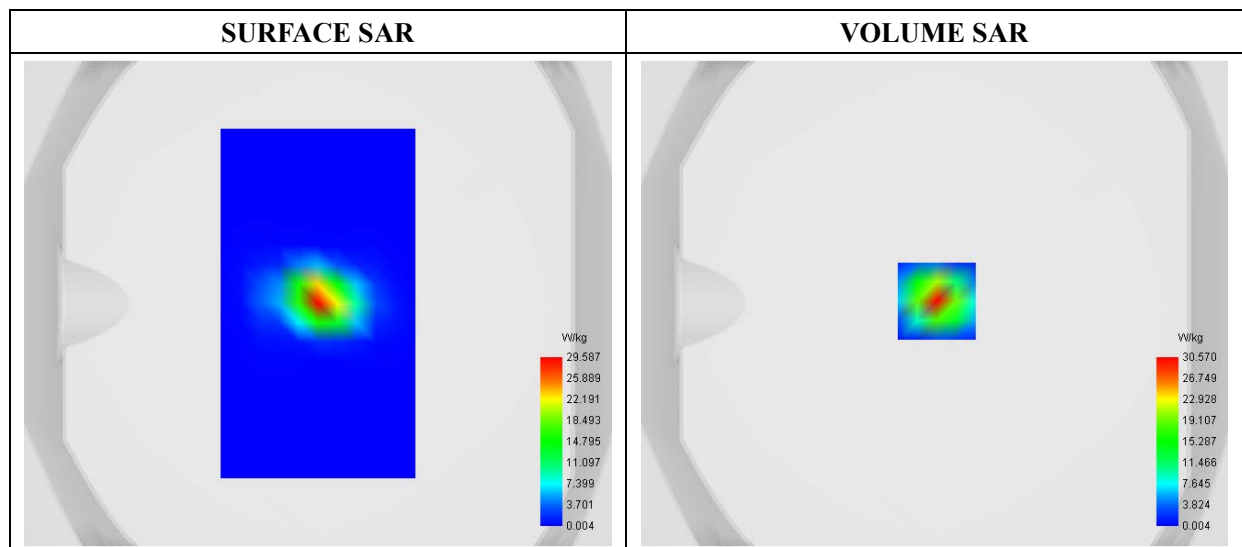
E-field Probe: SSE2 - SN 18/21 EPGO356; ConvF: 2.12; Calibrated: 2021-07-16

A. Experimental conditions

Area Scan	dx=8mm dy=8mm
Zoom Scan	dx=4mm dy=4mm dz=2mm
Phantom	Validation plane
Device Position	Dipole
Band	CW5400
Signal	CW (Crest factor: 1.0)

B. SAR Measurement Results

Frequency (MHz)	5400.000000
Relative Permittivity (real part)	35.602911
Conductivity (S/m)	4.811483
Power Variation (%)	0.943782
Ambient Temperature	21.1
Liquid Temperature	21.2

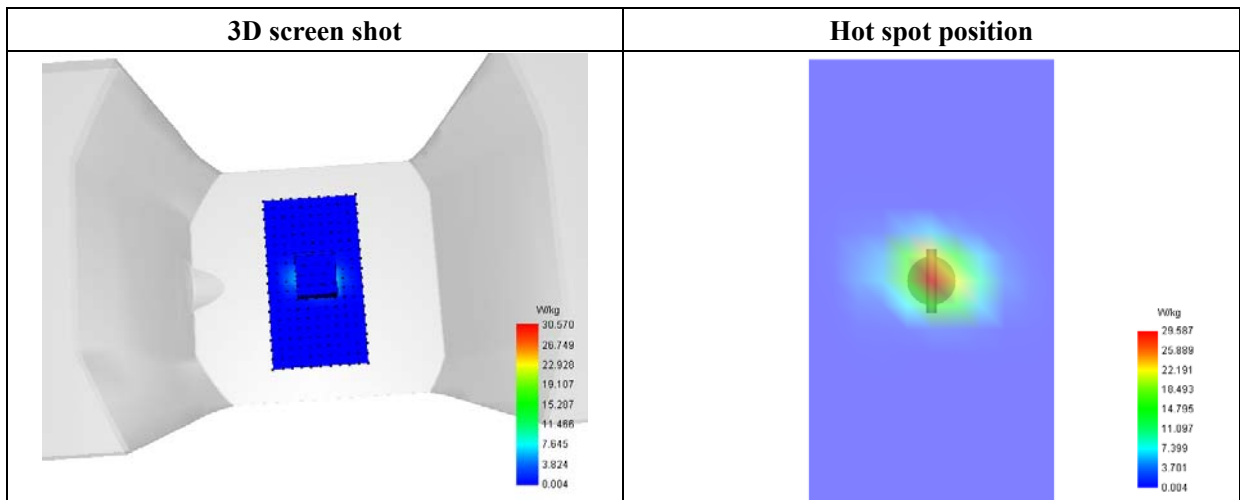
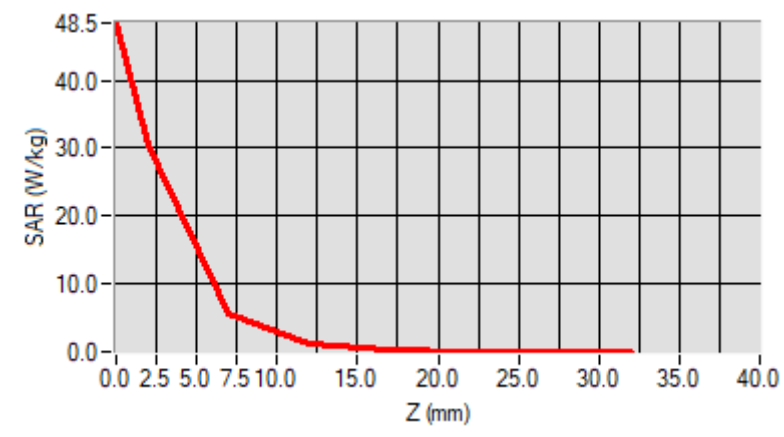


Maximum location: X=1.00, Y=1.00

SAR 10g (W/Kg)	5.912341
-----------------------	-----------------

SAR 1g (W/Kg)	17.110732
----------------------	------------------

Z (mm)	0.00	2.00	7.00	12.00	17.00	22.00	27.00
SAR (W/Kg)	48.4695	30.5699	5.7100	1.0698	0.1906	0.0364	0.0052



MEASUREMENT 9

Type: Validation measurement (Fast, 75.00 %)

Measurement duration: 12 minutes 21 seconds

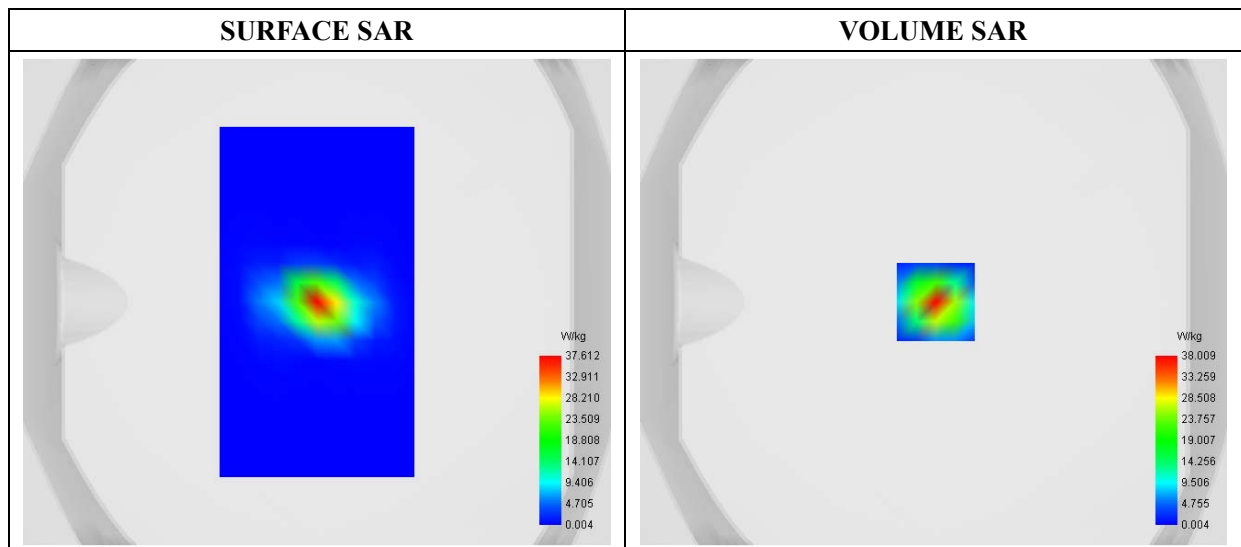
E-field Probe: SSE2 - SN 18/21 EPGO356; ConvF: 2.25; Calibrated: 2021-07-16

A. Experimental conditions

Area Scan	dx=8mm dy=8mm
Zoom Scan	dx=4mm dy=4mm dz=2mm
Phantom	Validation plane
Device Position	Dipole
Band	CW5600
Signal	Duty Cycle 1:1

B. SAR Measurement Results

Frequency (MHz)	5600.000000
Relative Permittivity (real part)	35.612143
Conductivity (S/m)	5.121688
Power Variation (%)	0.749201
Ambient Temperature	21.1
Liquid Temperature	21.2

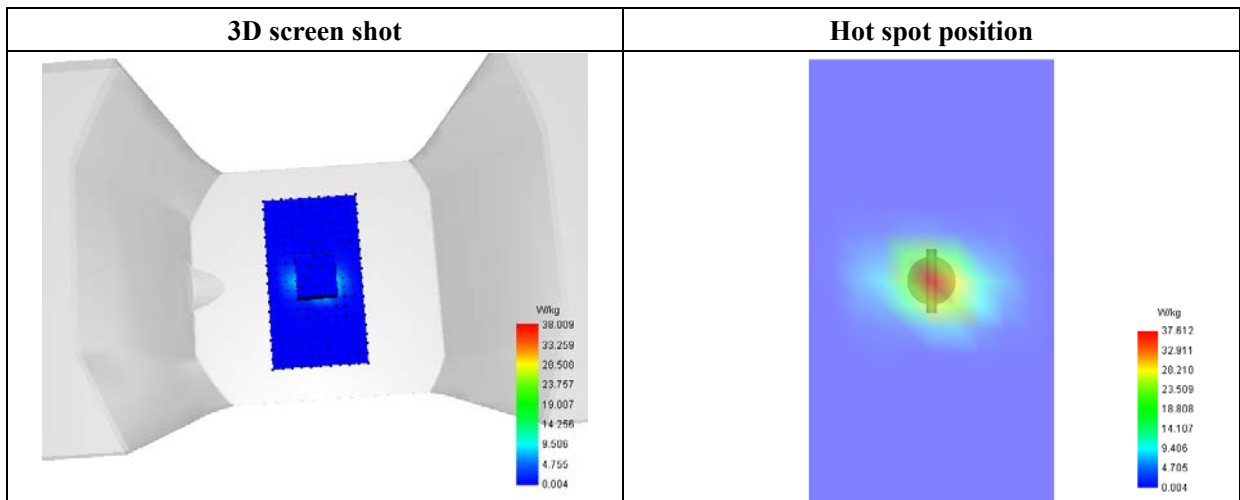
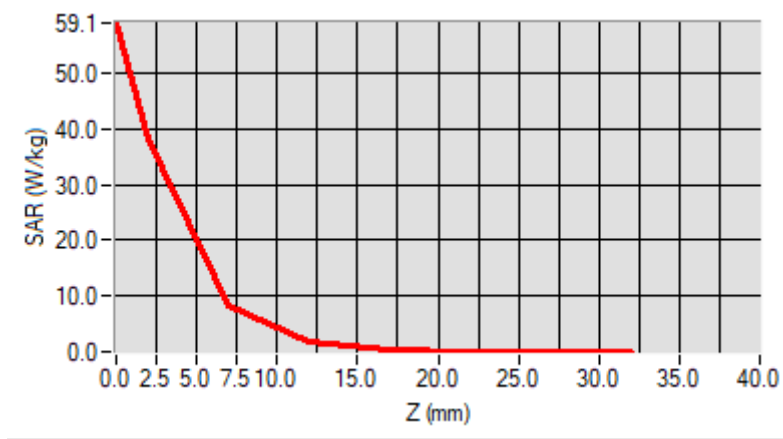


Maximum location: X=1.00, Y=0.00

SAR 10g (W/Kg)	5.872241
-----------------------	-----------------

SAR 1g (W/Kg)	17.329716
----------------------	------------------

Z (mm)	0.00	2.00	7.00	12.00	17.00	22.00	27.00
SAR (W/Kg)	59.0521	38.0093	8.3284	1.8732	0.3993	0.0816	0.0132



MEASUREMENT 10

Type: Validation measurement (Fast, 75.00 %)

Measurement duration: 12 minutes 21 seconds

E-field Probe: SSE2 - SN 18/21 EPGO356; ConvF: 2.15; Calibrated: 2021-07-16

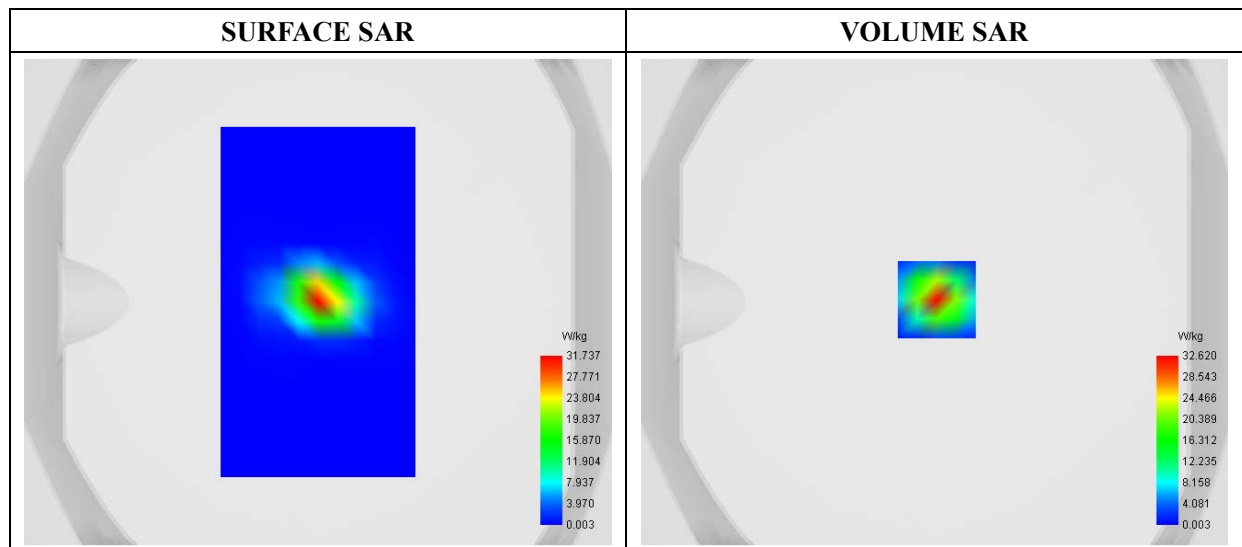
A. Experimental conditions

Area Scan	dx=8mm dy=8mm
Zoom Scan	dx=4mm dy=4mm dz=2mm
Phantom	Validation plane
Device Position	Dipole
Band	CW5800
Signal	CW (Crest factor: 1.0)

B. SAR Measurement Results

Frequency (MHz)	5800.000000
Relative Permittivity (real part)	35.321254
Conductivity (S/m)	5.210512
Power Variation (%)	1.643281
Ambient Temperature	22.0
Liquid Temperature	22.3

C. SAR Surface and Volume



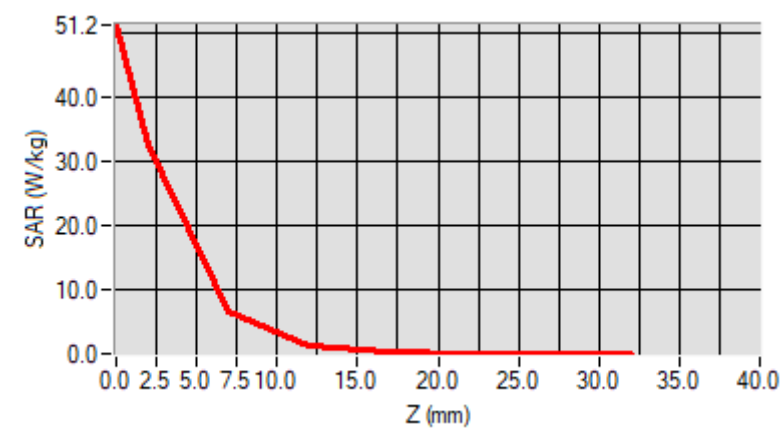
Maximum location: X=1.00, Y=1.00

D. SAR 1g & 10g

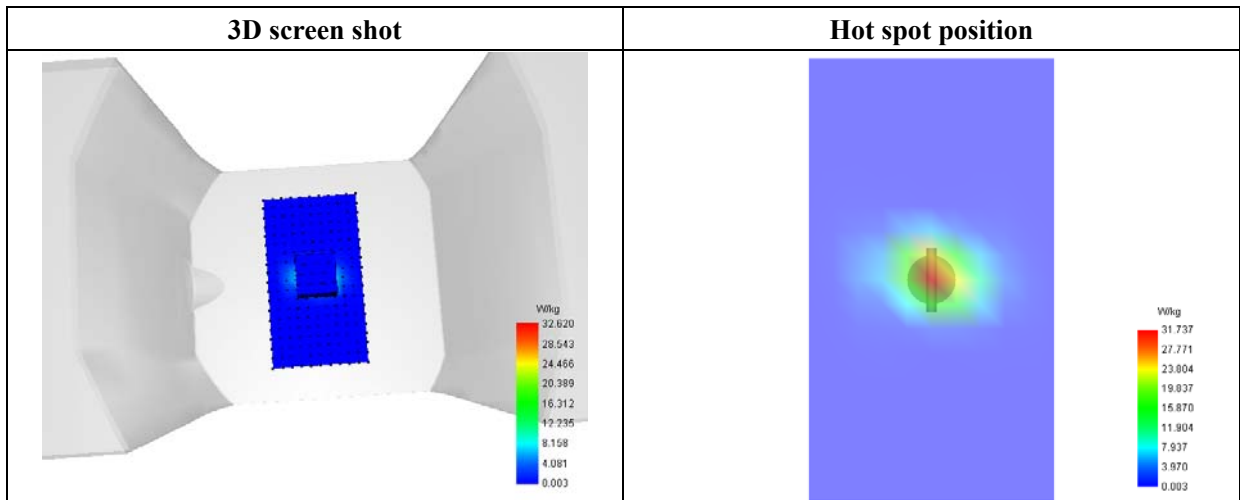
SAR 10g (W/Kg)	5.922791
SAR 1g (W/Kg)	18.604052

E. Z Axis Scan

Z (mm)	0.00	2.00	7.00	12.00	17.00	22.00	27.00
SAR (W/Kg)	51.2061	32.6198	6.6166	1.3486	0.2638	0.0509	0.0050



F. 3D Image



Annex B. Plots of SAR Measurement

MEASUREMENT 1

Type: Phone measurement (Complete)

Date of measurement: 2021-12-18

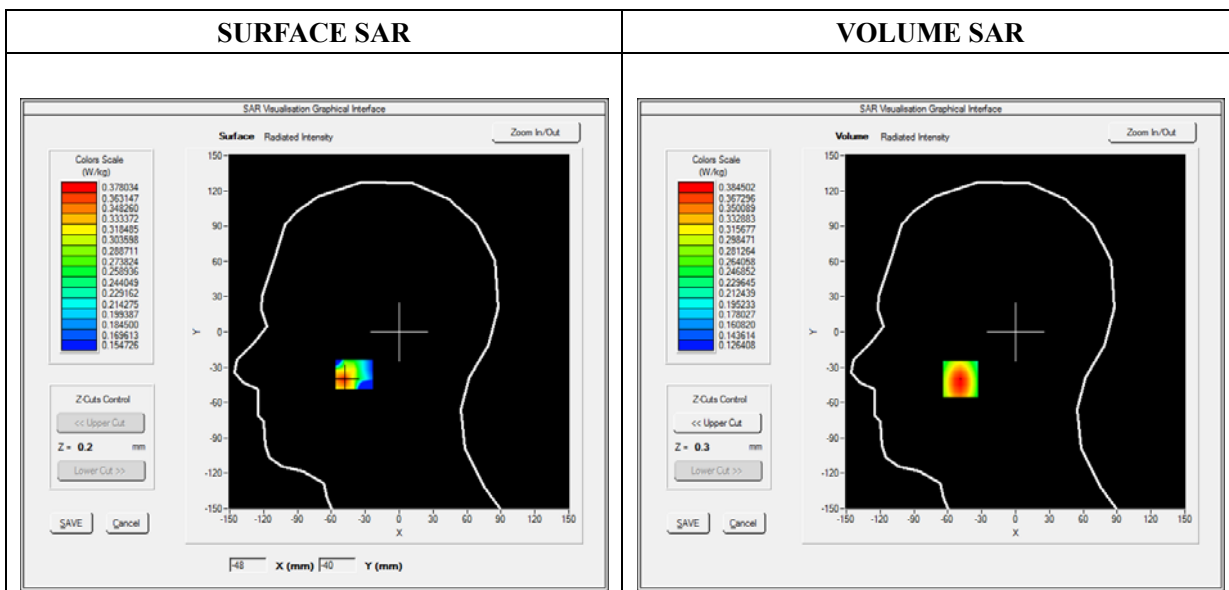
Measurement duration: 11 minutes 48 seconds

A. Experimental conditions

Area Scan	sam_direct_droit2_surf8mm.txt
Phantom	Right head
Device Position	Cheek
Band	GSM850
Channels	Low
Signal	TDMA (Crest factor: 8.0)

B. SAR Measurement Results

Frequency (MHz)	824.200000
Relative Permittivity (real part)	41.164612
Conductivity (S/m)	0.881321
Power Variation (%)	1.144536
Ambient Temperature	21.1
Liquid Temperature	21.3

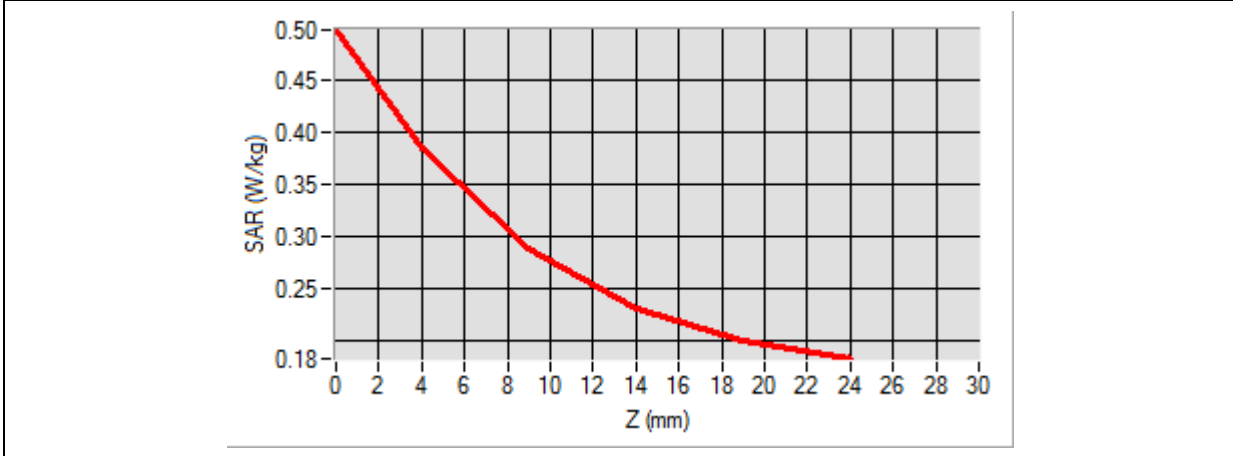


Maximum location: X=-49.00, Y=-40.00

SAR Peak: 0.50 W/kg

SAR 10g (W/Kg)	0.284309
SAR 1g (W/Kg)	0.372749

Z (mm)	0.00	4.00	9.00	14.00	19.00
SAR (W/Kg)	0.4972	0.3845	0.2882	0.2313	0.2012



3D screen shot	Hot spot position
<p>A 3D perspective view of a grey, bowl-shaped device. A grid of blue dots is overlaid on the inner surface. A small, irregularly shaped area is highlighted with a color gradient from yellow to red, indicating the location of the maximum SAR (hot spot).</p>	<p>A 2D projection of the hot spot area, showing a color gradient from yellow to red, indicating the location of the maximum SAR.</p>

MEASUREMENT 2

Type: Phone measurement (Complete)

Date of measurement: 2021-12-18

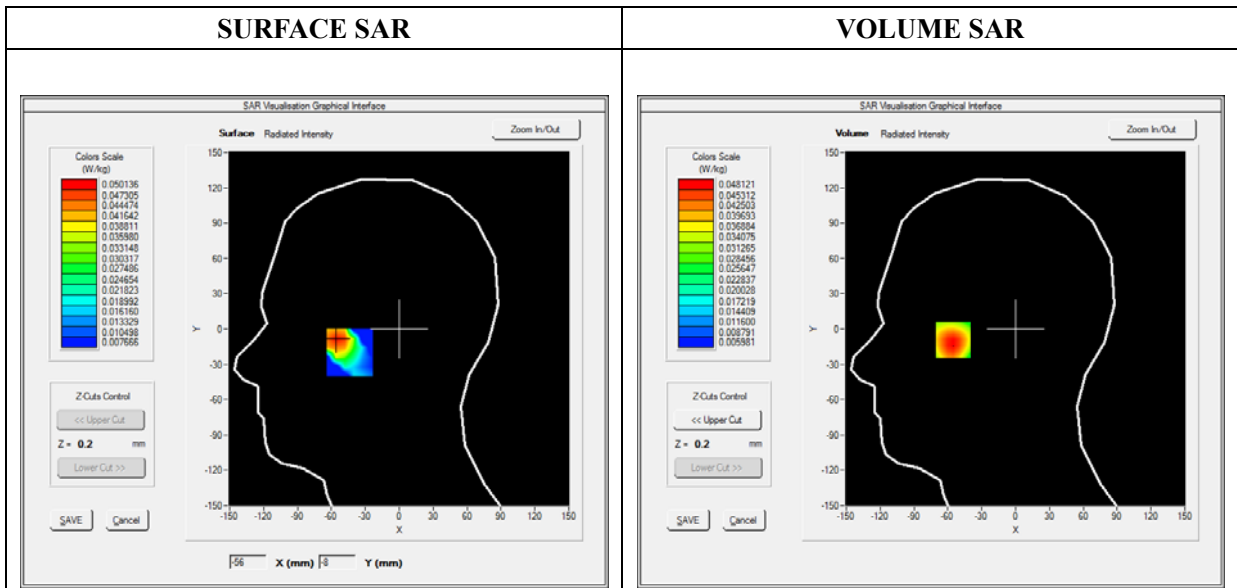
Measurement duration: 11 minutes 48 seconds

A. Experimental conditions

Area Scan	sam_direct_droit2_surf8mm.txt
Phantom	Right head
Device Position	Cheek
Band	GSM1900
Channels	Low
Signal	TDMA (Crest factor: 8.0)

B. SAR Measurement Results

Frequency (MHz)	1850.200000
Relative Permittivity (real part)	38.602641
Conductivity (S/m)	1.360216
Power Variation (%)	1.442120
Ambient Temperature	21.1
Liquid Temperature	21.3

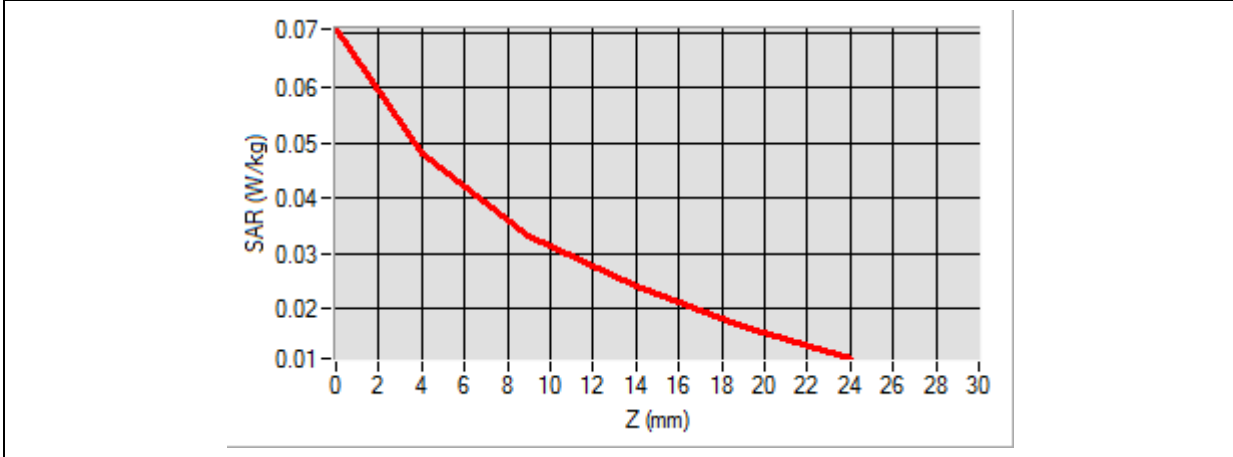


Maximum location: X=-55.00, Y=-8.00

SAR Peak: 0.06 W/kg

SAR 10g (W/Kg)	0.030422
SAR 1g (W/Kg)	0.045797

Z (mm)	0.00	4.00	9.00	14.00	19.00
SAR (W/Kg)	0.0706	0.0481	0.0331	0.0241	0.0167



3D screen shot	Hot spot position
<p>A 3D perspective view of a device's internal structure. A grid of blue dots is overlaid on a central component, with a localized area of higher intensity shown in green and yellow, indicating the hot spot.</p>	<p>A small, isolated 3D visualization of the hot spot, showing a localized area of high intensity in red and yellow.</p>

MEASUREMENT 3

Type: Phone measurement (Complete)

Date of measurement: 2021-12-18

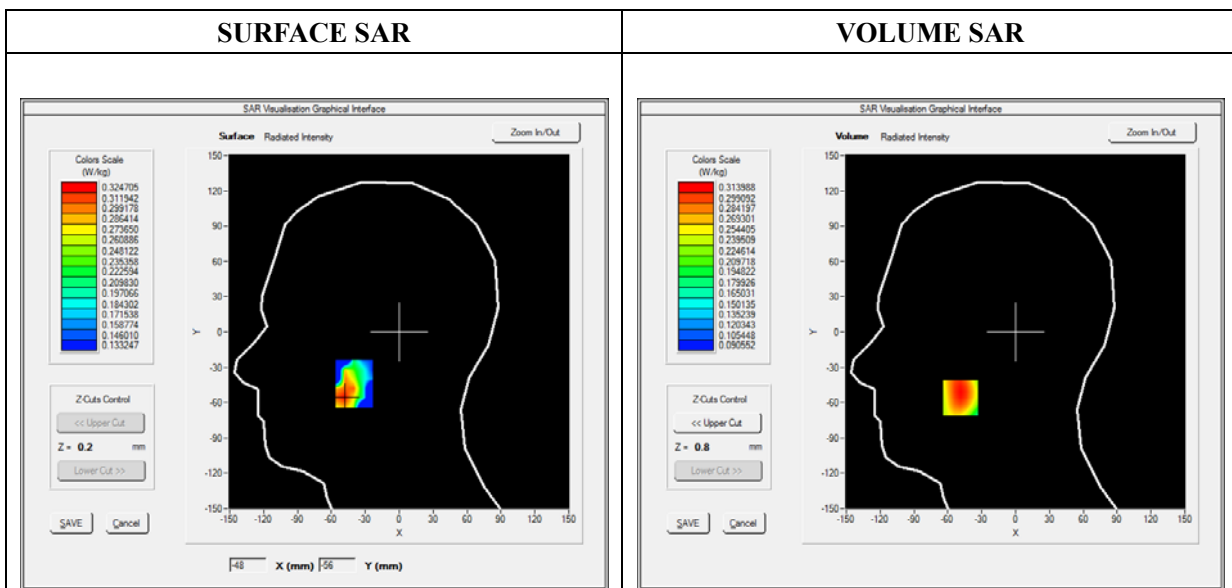
Measurement duration: 12 minutes 3 seconds

A. Experimental conditions

Area Scan	sam_direct_droit2_surf8mm.txt
Phantom	Right head
Device Position	Cheek
Band	GPRS850_2TX
Channels	Middle
Signal	Duty Cycle: 1:4

B. SAR Measurement Results

Frequency (MHz)	836.600000
Relative Permittivity (real part)	41.163321
Conductivity (S/m)	0.881621
Power Variation (%)	1.526272
Ambient Temperature	21.1
Liquid Temperature	21.3

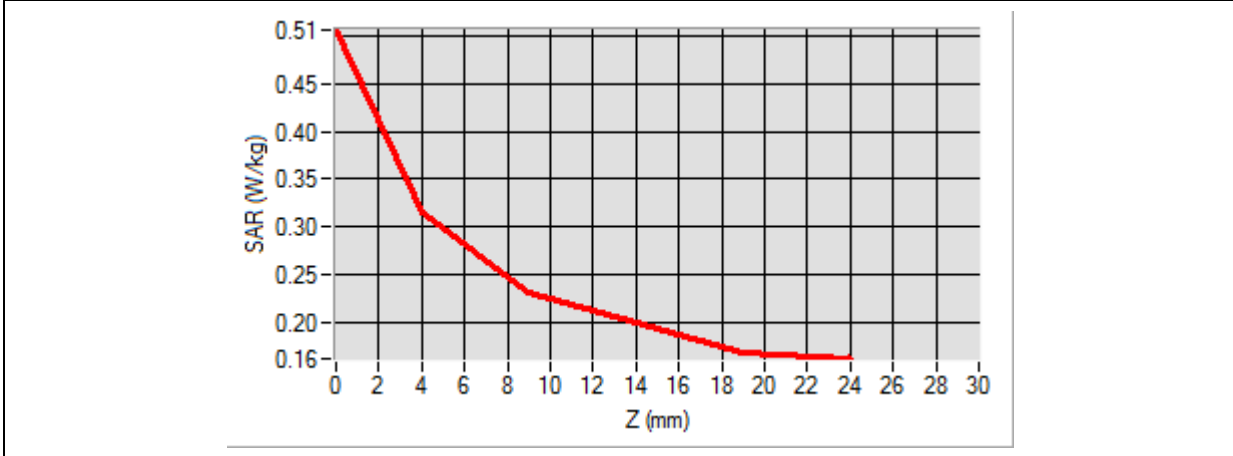


Maximum location: X=-49.00, Y=-56.00

SAR Peak: 0.40 W/kg

SAR 10g (W/Kg)	0.234218
SAR 1g (W/Kg)	0.303804

Z (mm)	0.00	4.00	9.00	14.00	19.00
SAR (W/Kg)	0.5066	0.3140	0.2311	0.2002	0.1673



3D screen shot	Hot spot position

MEASUREMENT 4

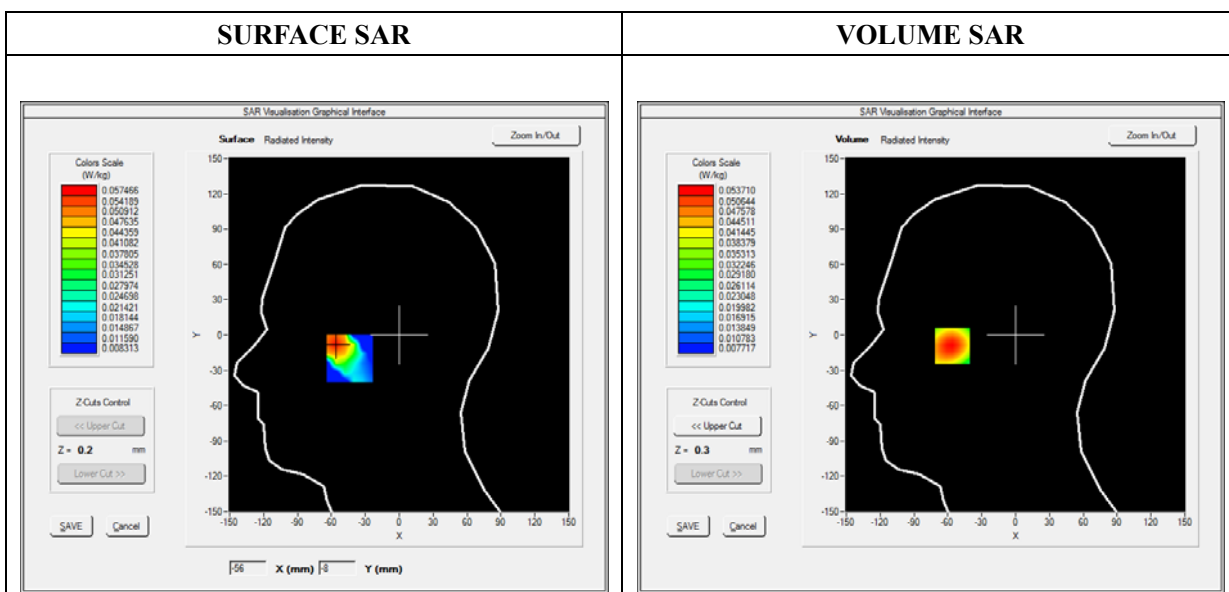
Type: Phone measurement (Complete)
 Date of measurement: 2021-12-18
 Measurement duration: 12 minutes 3 seconds

A. Experimental conditions

Area Scan	sam_direct_droit2_surf8mm.txt
Phantom	Right head
Device Position	Cheek
Band	GPRS1900_4TX
Channels	Low
Signal	Duty Cycle: 1:2

B. SAR Measurement Results

Frequency (MHz)	1850.200000
Relative Permittivity (real part)	38.601894
Conductivity (S/m)	1.361624
Power Variation (%)	1.0136272
Ambient Temperature	21.1
Liquid Temperature	21.3

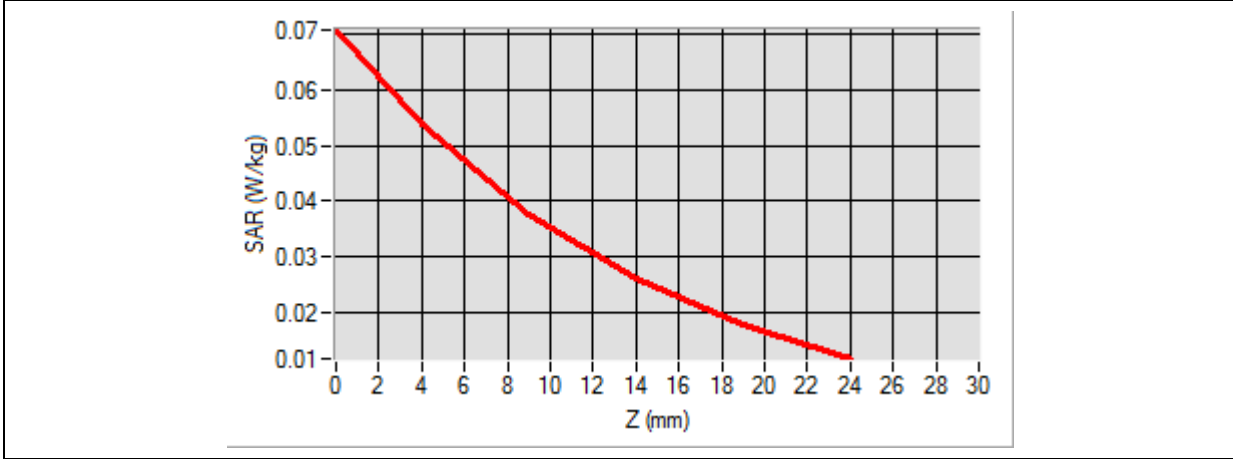


Maximum location: X=-56.00, Y=-8.00

SAR Peak: 0.07 W/kg

SAR 10g (W/Kg)	0.033542
SAR 1g (W/Kg)	0.050799

Z (mm)	0.00	4.00	9.00	14.00	19.00
SAR (W/Kg)	0.0707	0.0537	0.0377	0.0261	0.0179



3D screen shot	Hot spot position
<p>A 3D perspective view of a grey, cup-like device. A grid of blue dots is overlaid on the inner surface. A small area of the grid is highlighted with a color gradient from red to green, indicating the location of the maximum SAR (hot spot).</p>	<p>A small, isolated 3D model of the hot spot area, showing a localized region of high SAR intensity with a color gradient from red to green.</p>

MEASUREMENT 5

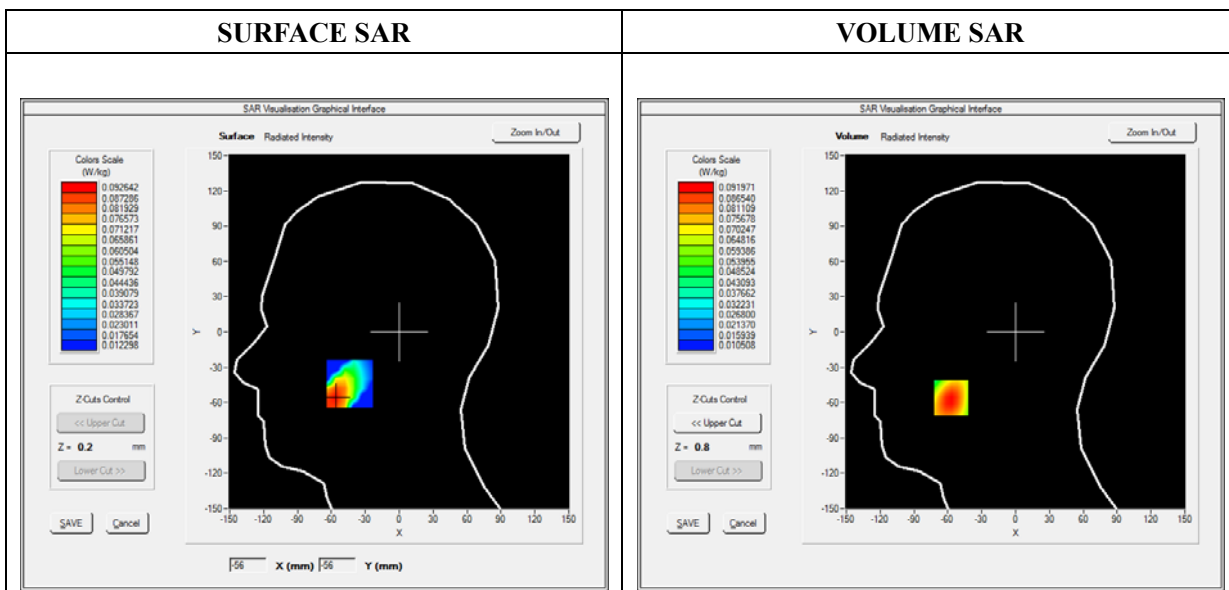
Type: Phone measurement (Complete)
 Date of measurement: 2021-12-18
 Measurement duration: 12 minutes 3 seconds

A. Experimental conditions

Area Scan	sam_direct_droit2_surf8mm.txt
Phantom	Left head
Device Position	Cheek
Band	WCDMA1900_RMC
Channels	Low
Signal	Duty Cycle 1:1

B. SAR Measurement Results

Frequency (MHz)	1852.400000
Relative Permittivity (real part)	38.602648
Conductivity (S/m)	1.361645
Power Variation (%)	1.545540
Ambient Temperature	21.1
Liquid Temperature	21.3

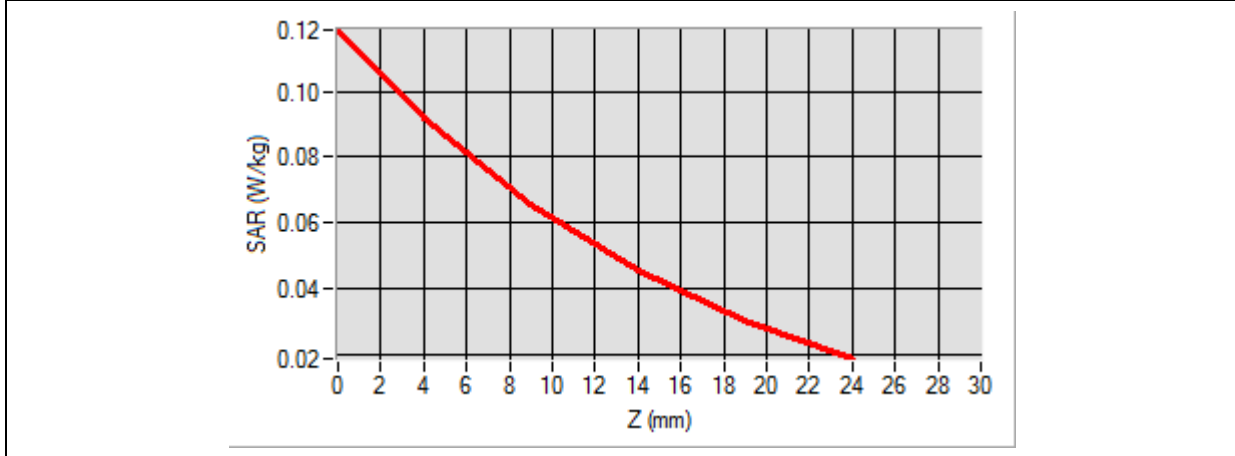


Maximum location: X=-57.00, Y=-56.00

SAR Peak: 0.12 W/kg

SAR 10g (W/Kg)	0.057459
SAR 1g (W/Kg)	0.087024

Z (mm)	0.00	4.00	9.00	14.00	19.00
SAR (W/Kg)	0.1187	0.0920	0.0654	0.0453	0.0301



3D screen shot	Hot spot position
<p>A 3D perspective view of a head model. A grid of blue dots is overlaid on the face area. A small region of the face is highlighted with a color gradient from green to red, indicating the hot spot position.</p>	<p>A 3D visualization of the hot spot position, showing a color gradient from red (high SAR) to green (lower SAR) on a small, irregularly shaped volume.</p>

MEASUREMENT 6

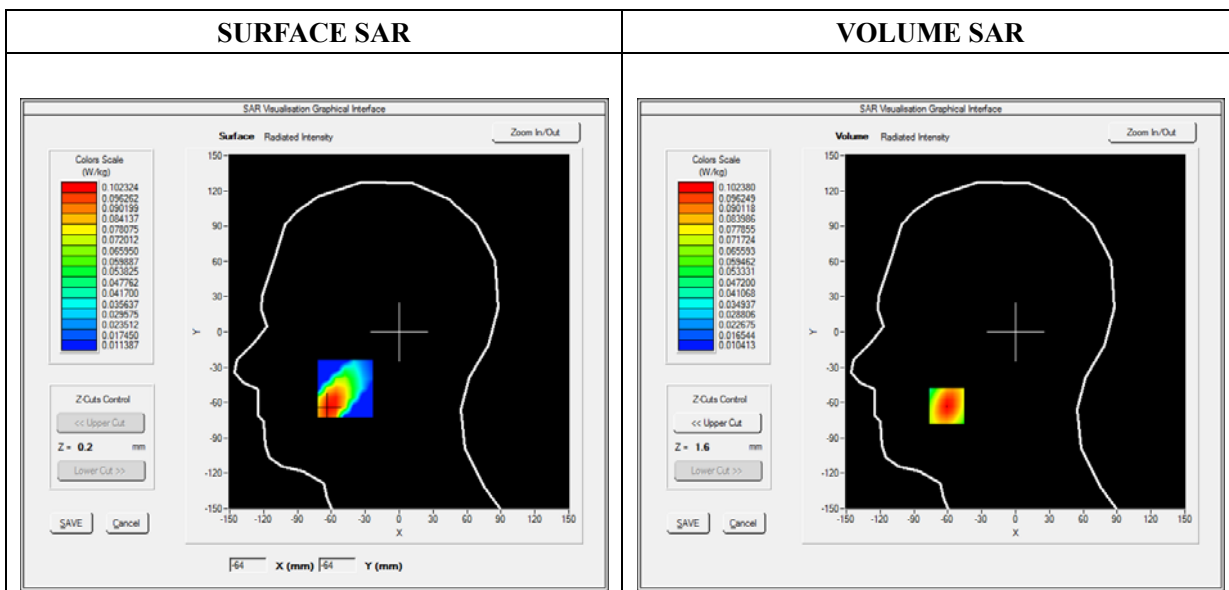
Type: Phone measurement (Complete)
 Date of measurement: 2021-12-18
 Measurement duration: 12 minutes 3 seconds

A. Experimental conditions

Area Scan	sam_direct_droit2_surf8mm.txt
Phantom	Left head
Device Position	Cheek
Band	WCDMA1700_RMC
Channels	Low
Signal	Duty Cycle 1:1

B. SAR Measurement Results

Frequency (MHz)	1712.400000
Relative Permittivity (real part)	39.08951
Conductivity (S/m)	1.361654
Power Variation (%)	1.414540
Ambient Temperature	21.1
Liquid Temperature	21.3



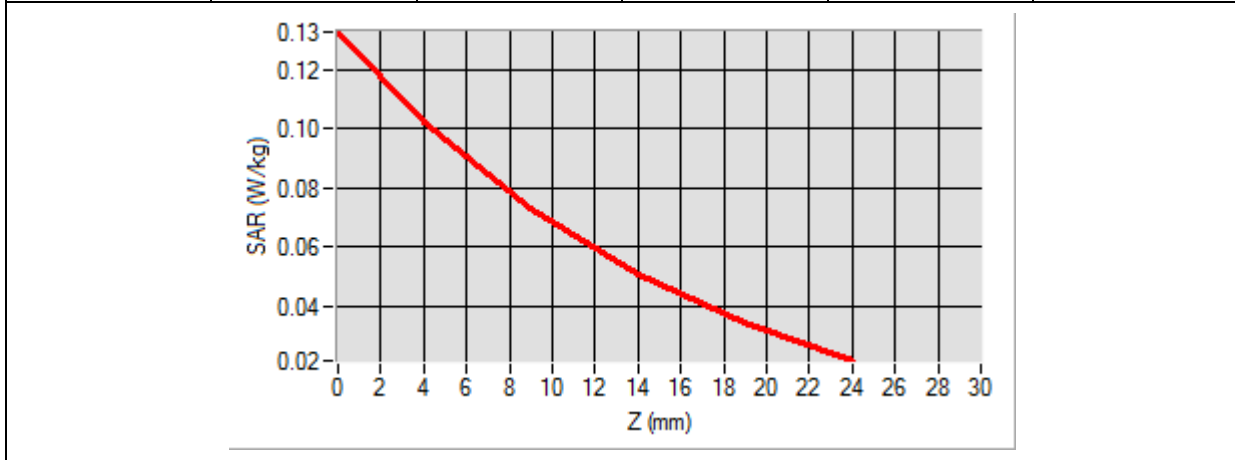
Maximum location: X=-61.00, Y=-63.00

SAR Peak: 0.13 W/kg

SAR 10g (W/Kg)	0.063343
-----------------------	-----------------

SAR 1g (W/Kg)	0.096372
----------------------	-----------------

Z (mm)	0.00	4.00	9.00	14.00	19.00
SAR (W/Kg)	0.1326	0.1024	0.0727	0.0505	0.0340



3D screen shot	Hot spot position

MEASUREMENT 7

Type: Phone measurement (Complete)

Date of measurement: 2021-12-18

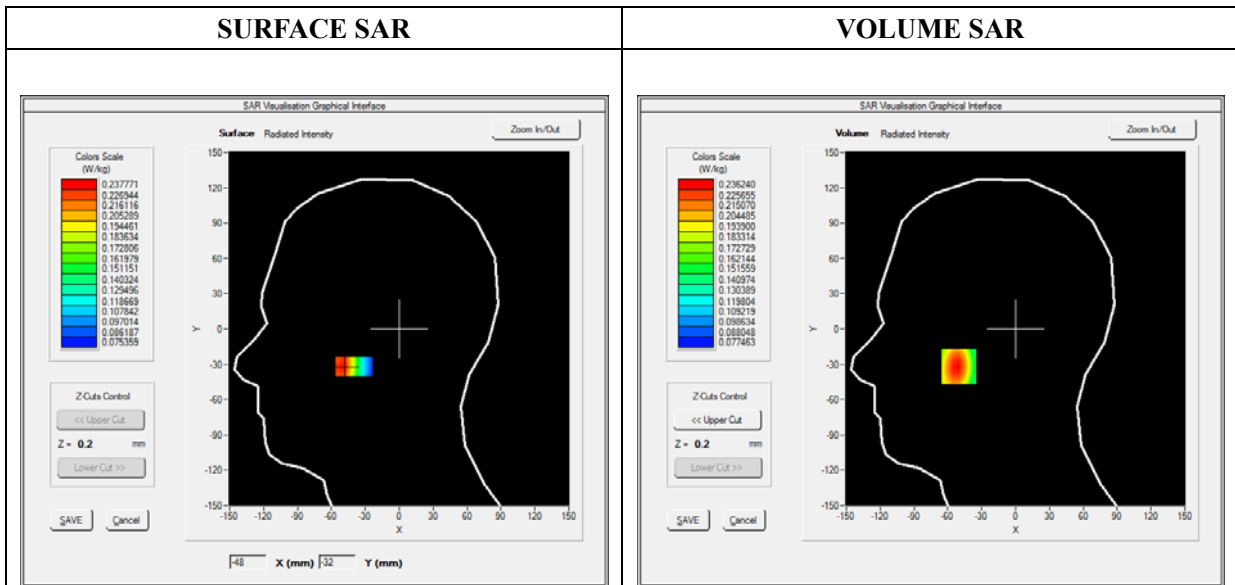
Measurement duration: 12 minutes 3 seconds

A. Experimental conditions

Area Scan	sam_direct_droit2_surf8mm.txt
Phantom	Left head
Device Position	Cheek
Band	WCDMA850_RMC
Channels	Low
Signal	Duty Cycle 1:1

B. SAR Measurement Results

Frequency (MHz)	826.400000
Relative Permittivity (real part)	41.164872
Conductivity (S/m)	0.886495
Power Variation (%)	1.342445
Ambient Temperature	21.1
Liquid Temperature	21.3

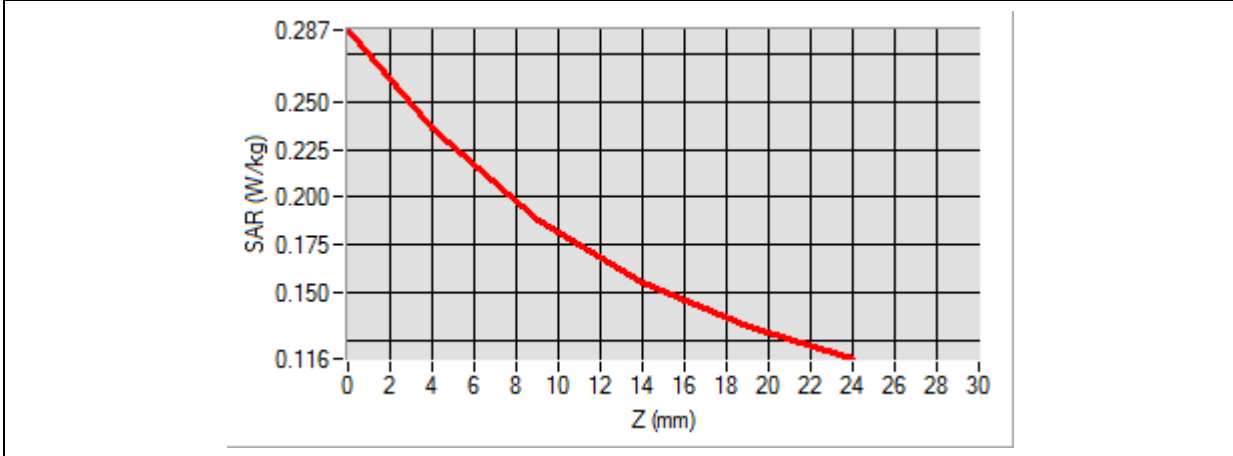


Maximum location: X=-50.00, Y=-32.00

SAR Peak: 0.29 W/kg

SAR 10g (W/Kg)	0.174148
SAR 1g (W/Kg)	0.226975

Z (mm)	0.00	4.00	9.00	14.00	19.00
SAR (W/Kg)	0.2873	0.2362	0.1883	0.1553	0.1329



3D screen shot	Hot spot position

MEASUREMENT 8

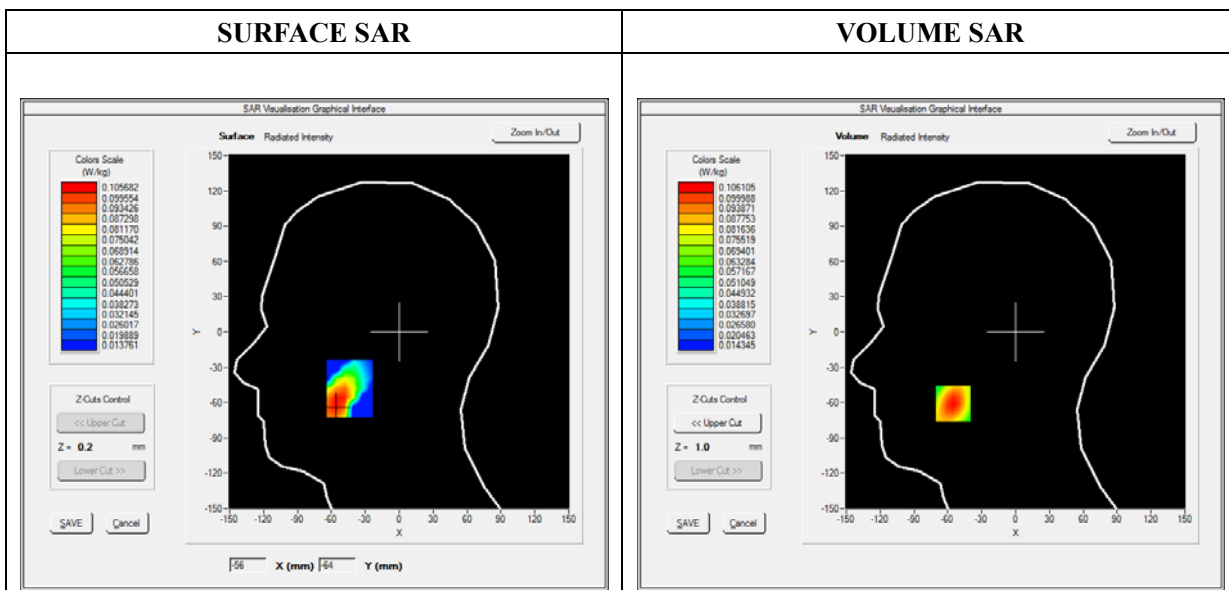
Type: Phone measurement (Complete)
 Date of measurement: 2021-12-20
 Measurement duration: 12 minutes 3 seconds

A. Experimental conditions

Area Scan	sam_direct_droit2_surf8mm.txt
Phantom	Left head
Device Position	Cheek
Band	LTE Band 2
Channels	QPSK, 20MHz, 1RB, Low
Signal	Duty Cycle: 1:1

B. SAR Measurement Results

Frequency (MHz)	1860.000000
Relative Permittivity (real part)	38.584216
Conductivity (S/m)	1.371368
Power Variation (%)	1.534172
Ambient Temperature	21.1
Liquid Temperature	21.3

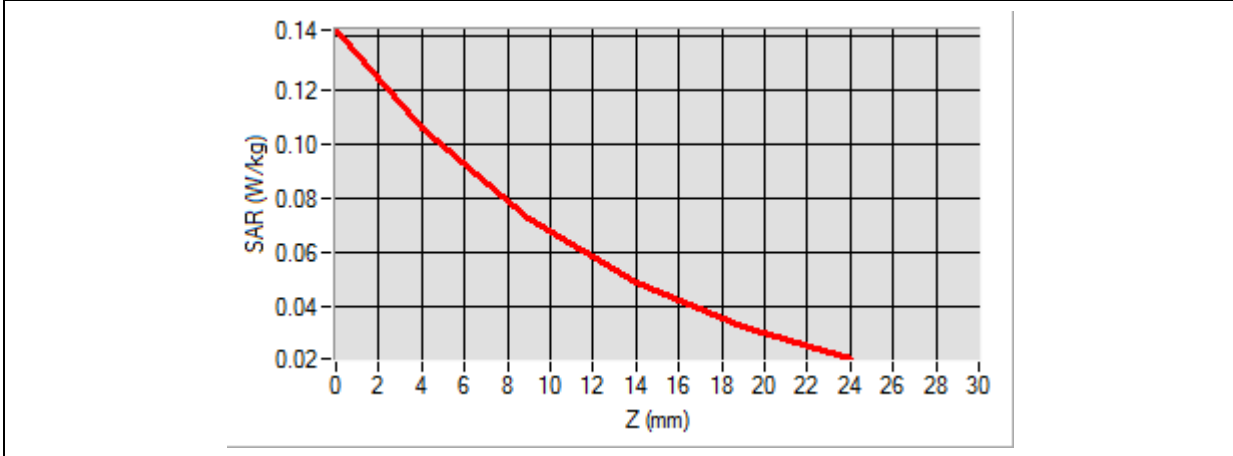


Maximum location: X=-55.00, Y=-61.00

SAR Peak: 0.14 W/kg

SAR 10g (W/Kg)	0.063935
SAR 1g (W/Kg)	0.099453

Z (mm)	0.00	4.00	9.00	14.00	19.00
SAR (W/Kg)	0.1423	0.1061	0.0724	0.0488	0.0325



3D screen shot	Hot spot position
<p>A 3D model of a human head and neck. A grid of blue dots is overlaid on the head, representing the measurement points. A small, localized area of high SAR is highlighted with a color gradient from red to green, indicating the hot spot position.</p>	<p>An isolated 3D visualization of the hot spot. It shows a small, elongated volume with a color gradient from red (high SAR) to green (lower SAR), indicating the location and intensity of the maximum SAR exposure.</p>

MEASUREMENT 9

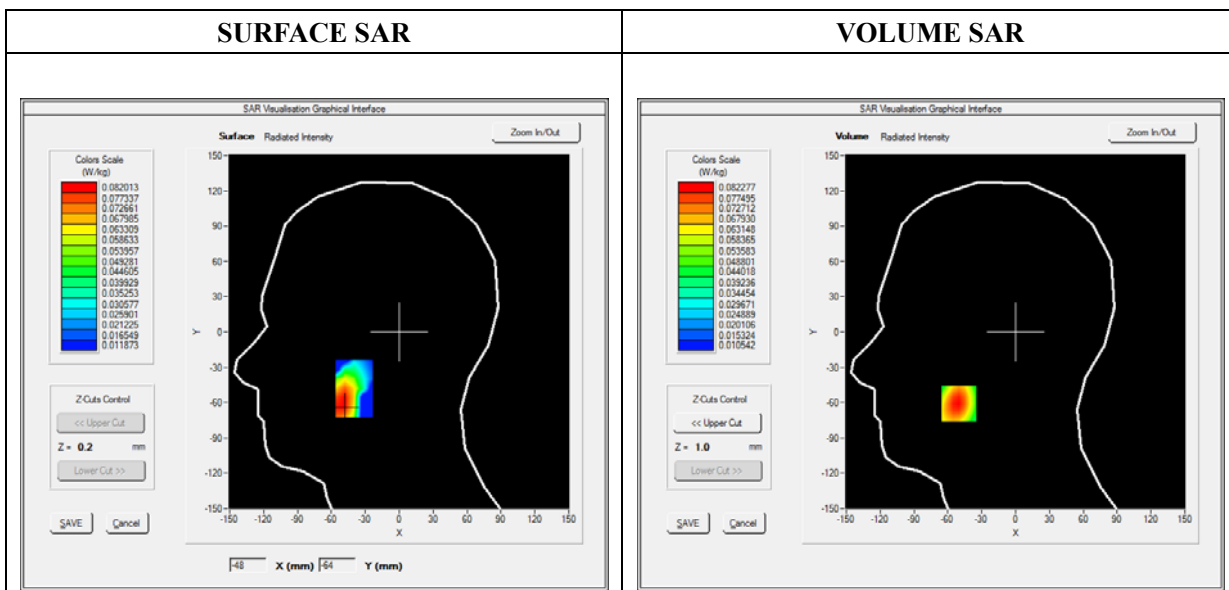
Type: Phone measurement (Complete)
 Date of measurement: 2021-12-20
 Measurement duration: 12 minutes 3 seconds

A. Experimental conditions

Area Scan	sam_direct_droit2_surf8mm.txt
Phantom	Left head
Device Position	Cheek
Band	LTE Band 4
Channels	QPSK, 20MHz, 1RB, High
Signal	Duty Cycle 1:1

B. SAR Measurement Results

Frequency (MHz)	1745.000000
Relative Permittivity (real part)	39.094890
Conductivity (S/m)	1.361250
Power Variation (%)	1.464628
Ambient Temperature	21.1
Liquid Temperature	21.2

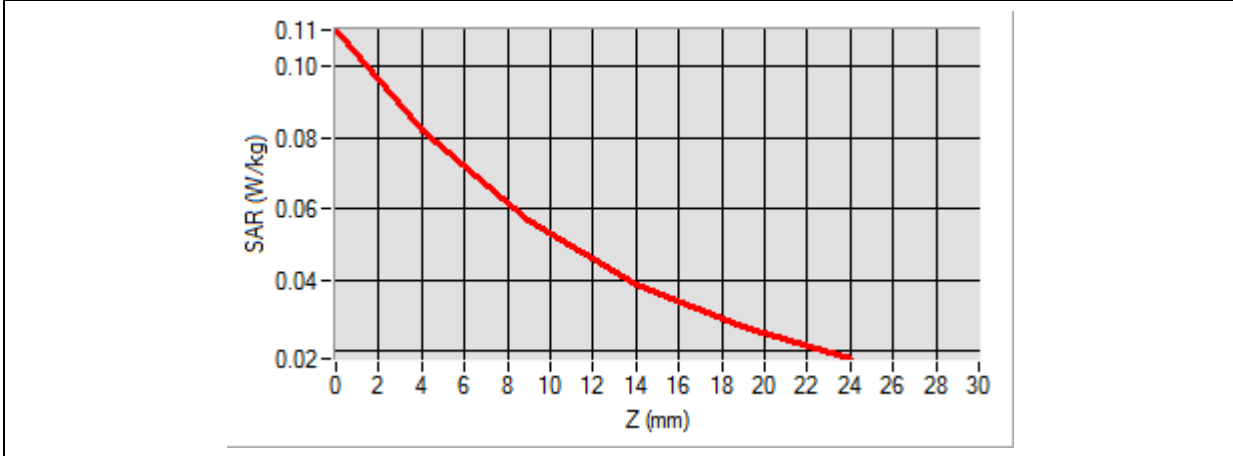


Maximum location: X=-50.00, Y=-61.00

SAR Peak: 0.11 W/kg

SAR 10g (W/Kg)	0.050034
SAR 1g (W/Kg)	0.077575

Z (mm)	0.00	4.00	9.00	14.00	19.00
SAR (W/Kg)	0.1102	0.0823	0.0566	0.0390	0.0269



3D screen shot	Hot spot position
<p>A 3D rendering of a human head model. A grid of blue dots is overlaid on the head, representing the SAR measurement points. A small area on the forehead is highlighted with a color gradient from red to yellow, indicating the location of the maximum SAR (hot spot).</p>	<p>A 3D visualization of the hot spot position, showing a localized area of high SAR intensity. The color gradient transitions from red (highest intensity) to yellow and green, indicating the spatial distribution of the maximum SAR value.</p>

MEASUREMENT 10

Type: Phone measurement (Complete)

Date of measurement: 2021-12-20

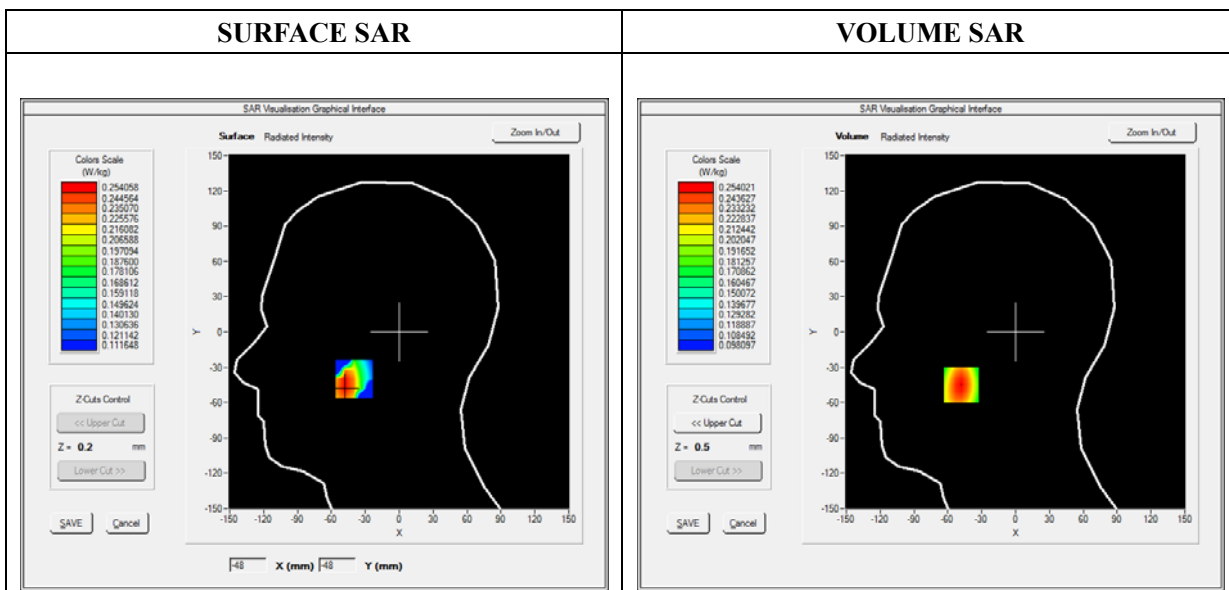
Measurement duration: 12 minutes 3 seconds

A. Experimental conditions

Area Scan	sam_direct_droit2_surf8mm.txt
Phantom	Right head
Device Position	Cheek
Band	LTE Band 5
Channels	QPSK, 10MHz, 1RB, High
Signal	Duty Cycle 1:1

B. SAR Measurement Results

Frequency (MHz)	844.000000
Relative Permittivity (real part)	41.161692
Conductivity (S/m)	0.883182
Power Variation (%)	1.954535
Ambient Temperature	21.1
Liquid Temperature	21.2

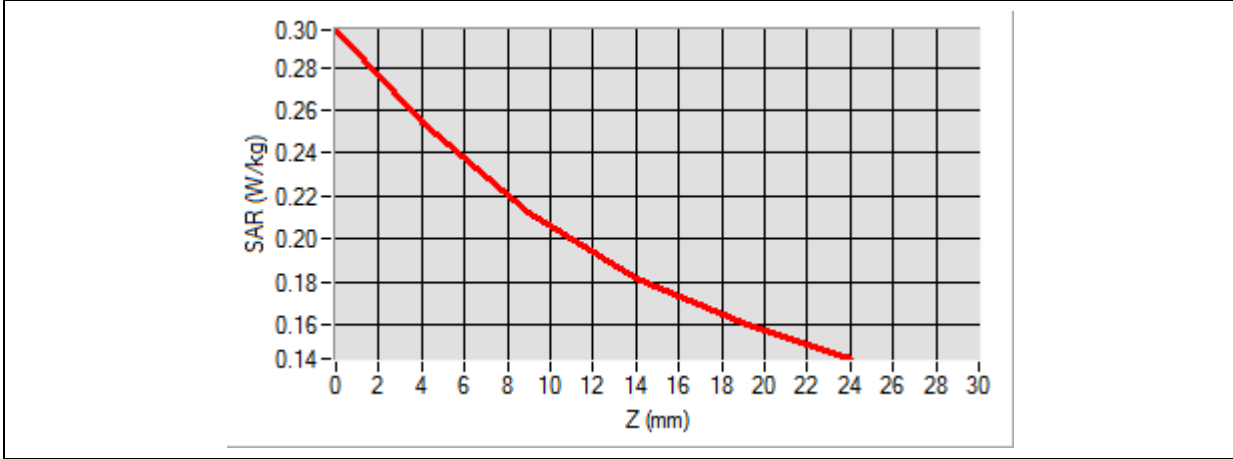


Maximum location: X=-48.00, Y=-45.00

SAR Peak: 0.30 W/kg

SAR 10g (W/Kg)	0.196617
SAR 1g (W/Kg)	0.244490

Z (mm)	0.00	4.00	9.00	14.00	19.00
SAR (W/Kg)	0.2974	0.2540	0.2121	0.1821	0.1610



3D screen shot	Hot spot position
<p>A 3D perspective view of a grey, bowl-shaped device. A grid of small blue dots is overlaid on the inner surface. A small, irregularly shaped region is highlighted in yellow and red, indicating the location of the maximum SAR (hot spot).</p>	<p>An isolated 3D visualization of the hot spot, showing a small, irregularly shaped volume with a color gradient from yellow to red, representing the peak SAR distribution.</p>

MEASUREMENT 11

Type: Phone measurement (Complete)

Date of measurement: 2021-12-20

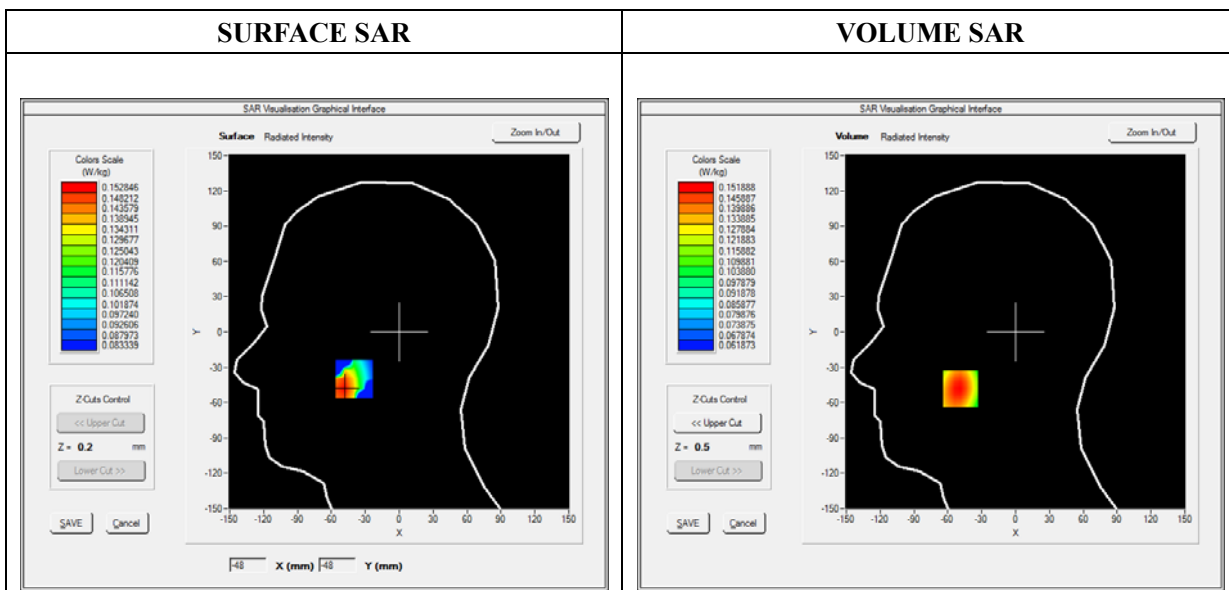
Measurement duration: 12 minutes 3 seconds

A. Experimental conditions

Area Scan	sam_direct_droit2_surf8mm.txt
Phantom	Right head
Device Position	Cheek
Band	LTE Band 12
Channels	QPSK, 10MHz, 1RB, Low
Signal	Duty Cycle 1:1

B. SAR Measurement Results

Frequency (MHz)	704.000000
Relative Permittivity (real part)	41.312941
Conductivity (S/m)	0.851023
Power Variation (%)	2.924515
Ambient Temperature	21.1
Liquid Temperature	21.2

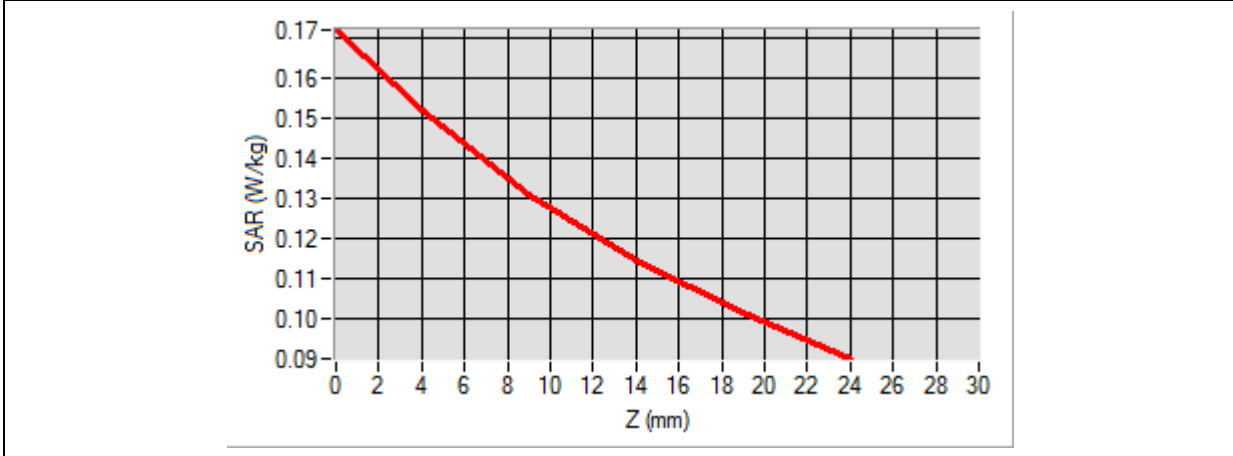


Maximum location: X=-49.00, Y=-48.00

SAR Peak: 0.17 W/kg

SAR 10g (W/Kg)	0.124419
SAR 1g (W/Kg)	0.150384

Z (mm)	0.00	4.00	9.00	14.00	19.00
SAR (W/Kg)	0.1722	0.1519	0.1309	0.1143	0.1011



3D screen shot	Hot spot position

MEASUREMENT 12

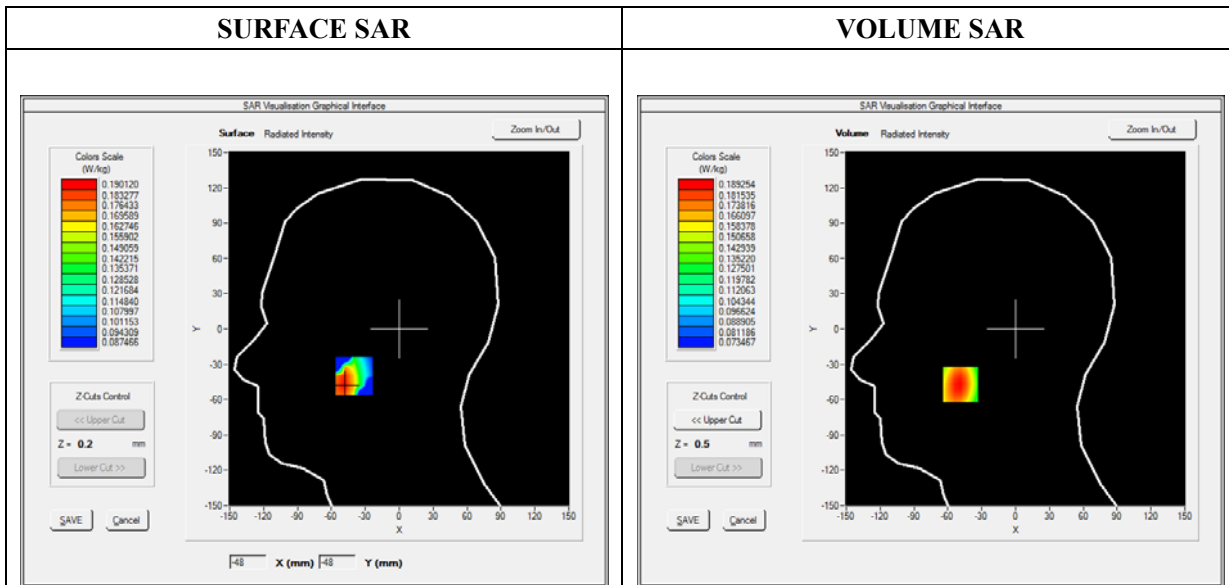
Type: Phone measurement (Complete)
 Date of measurement: 2021-12-20
 Measurement duration: 12 minutes 3 seconds

A. Experimental conditions

Area Scan	sam_direct_droit2_surf8mm.txt
Phantom	Right head
Device Position	Cheek
Band	LTE Band 13
Channels	QPSK, 10MHz, 1RB, High
Signal	Duty Cycle 1:1

B. SAR Measurement Results

Frequency (MHz)	782.000000
Relative Permittivity (real part)	41.309245
Conductivity (S/m)	0.846245
Power Variation (%)	1.904535
Ambient Temperature	21.1
Liquid Temperature	21.2

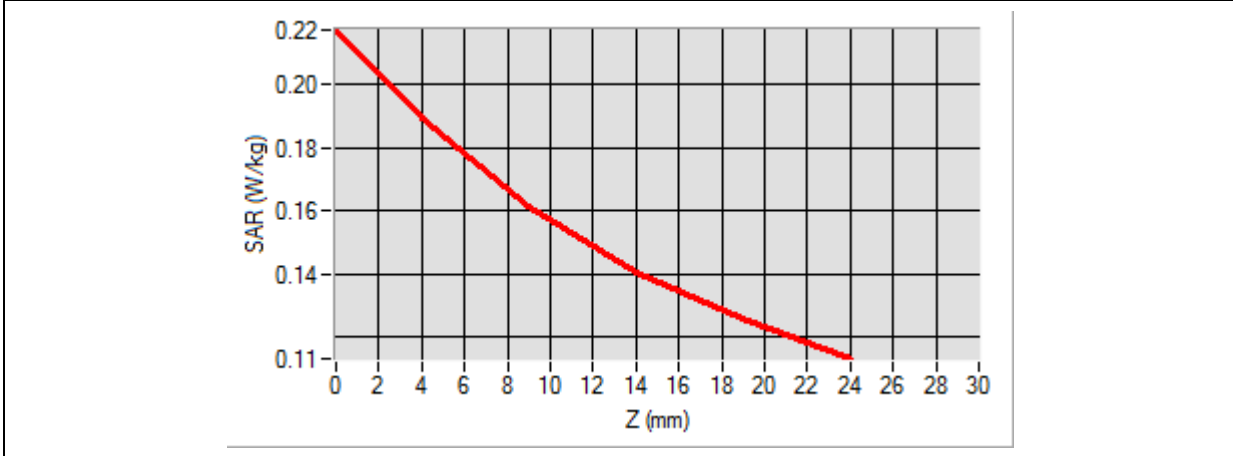


Maximum location: X=-49.00, Y=-47.00

SAR Peak: 0.22 W/kg

SAR 10g (W/Kg)	0.152853
SAR 1g (W/Kg)	0.186710

Z (mm)	0.00	4.00	9.00	14.00	19.00
SAR (W/Kg)	0.2174	0.1893	0.1613	0.1406	0.1254



3D screen shot	Hot spot position

MEASUREMENT 13

Type: Phone measurement (Complete)

Date of measurement: 2021-12-20

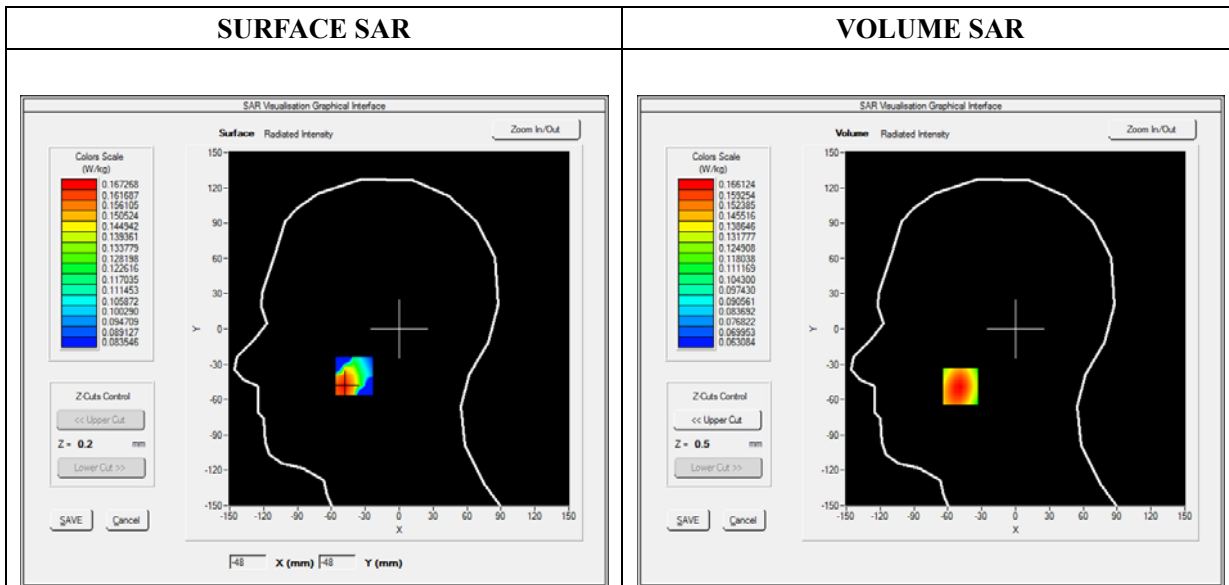
Measurement duration: 12 minutes 3 seconds

A. Experimental conditions

Area Scan	sam_direct_droit2_surf8mm.txt
Phantom	Right head
Device Position	Cheek
Band	LTE Band 17
Channels	QPSK, 10MHz, 1RB, Low
Signal	Duty Cycle 1:1

B. SAR Measurement Results

Frequency (MHz)	709.000000
Relative Permittivity (real part)	41.308663
Conductivity (S/m)	0.853645
Power Variation (%)	-1.480512
Ambient Temperature	21.1
Liquid Temperature	21.2

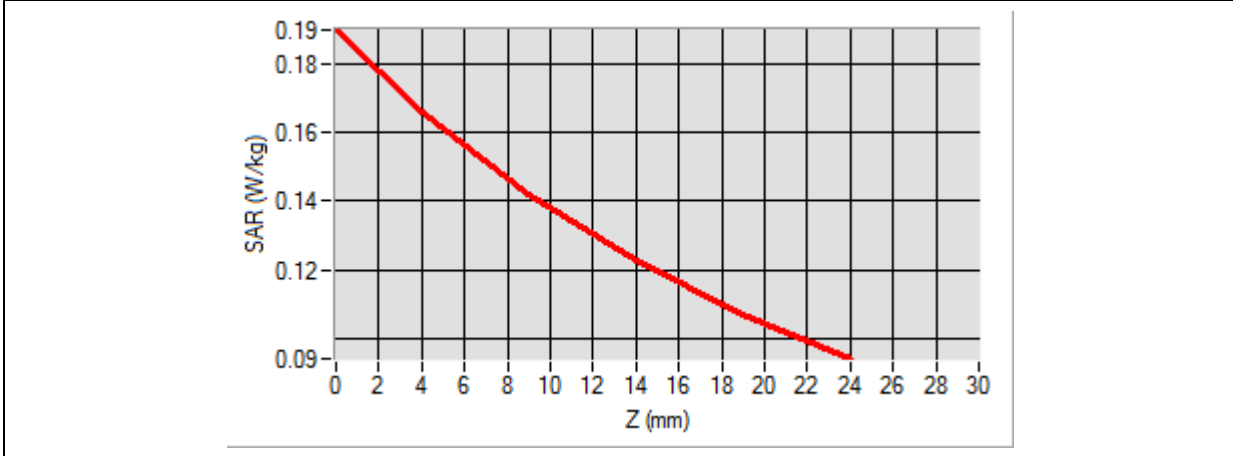


Maximum location: X=-49.00, Y=-49.00

SAR Peak: 0.19 W/kg

SAR 10g (W/Kg)	0.133751
SAR 1g (W/Kg)	0.163943

Z (mm)	0.00	4.00	9.00	14.00	19.00
SAR (W/Kg)	0.1898	0.1661	0.1417	0.1225	0.1072



3D screen shot	Hot spot position
<p>A 3D perspective view of a grey, cup-like device. A grid of small blue dots is overlaid on the inner surface. A localized area of the grid is highlighted with a color gradient from yellow to red, indicating the hot spot.</p>	<p>A 3D visualization of the hot spot, showing a localized, irregularly shaped area with a color gradient from yellow to red, representing the peak SAR intensity.</p>

MEASUREMENT 14

Type: Phone measurement (Complete)

Date of measurement: 2021-12-21

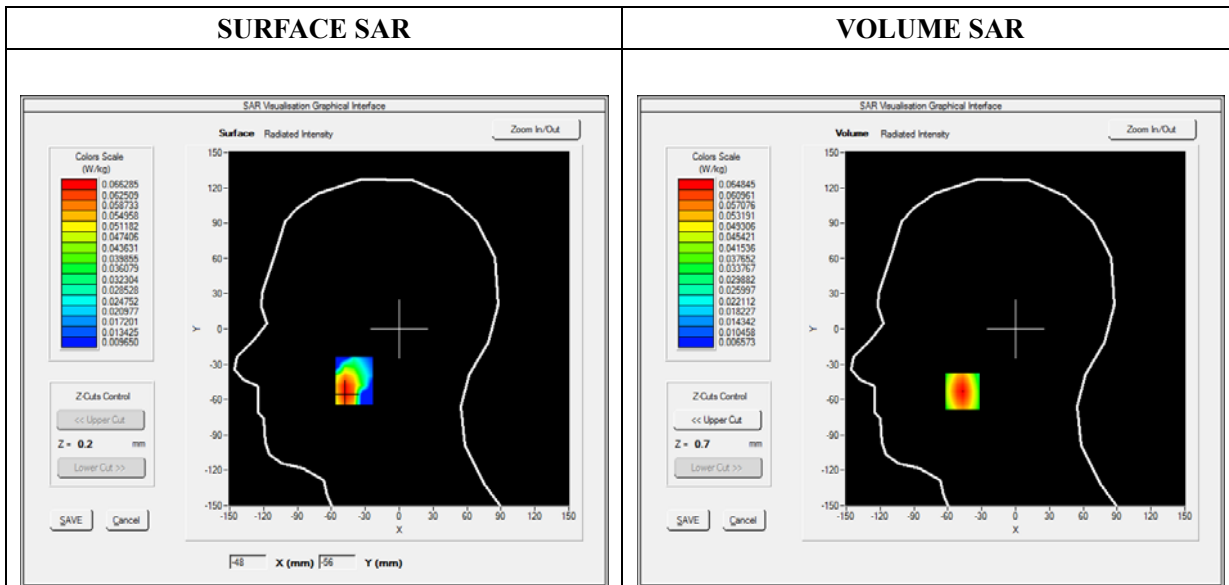
Measurement duration: 12 minutes 3 seconds

A. Experimental conditions

Area Scan	sam_direct_droit2_surf8mm.txt
Phantom	Left head
Device Position	Cheek
Band	LTE Band 25
Channels	QPSK, 20MHz, 1RB, High
Signal	Duty Cycle 1:1

B. SAR Measurement Results

Frequency (MHz)	1905.000000
Relative Permittivity (real part)	38.578631
Conductivity (S/m)	1.373625
Power Variation (%)	1.080251
Ambient Temperature	21.1
Liquid Temperature	21.2

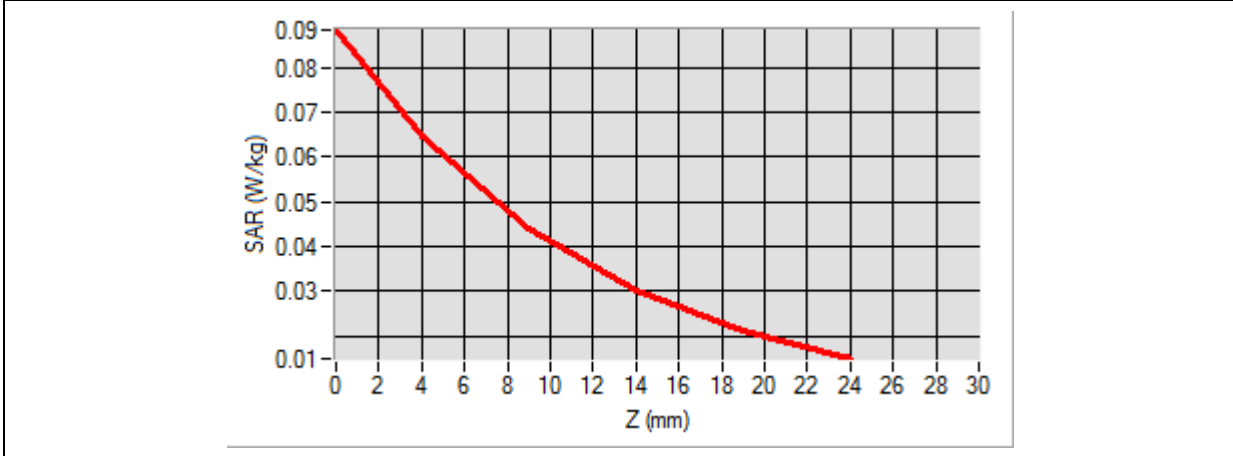


Maximum location: X=-47.00, Y=-53.00

SAR Peak: 0.09 W/kg

SAR 10g (W/Kg)	0.038960
SAR 1g (W/Kg)	0.060772

Z (mm)	0.00	4.00	9.00	14.00	19.00
SAR (W/Kg)	0.0884	0.0648	0.0440	0.0303	0.0214



3D screen shot	Hot spot position

MEASUREMENT 15

Type: Phone measurement (Complete)

Date of measurement: 2021-12-21

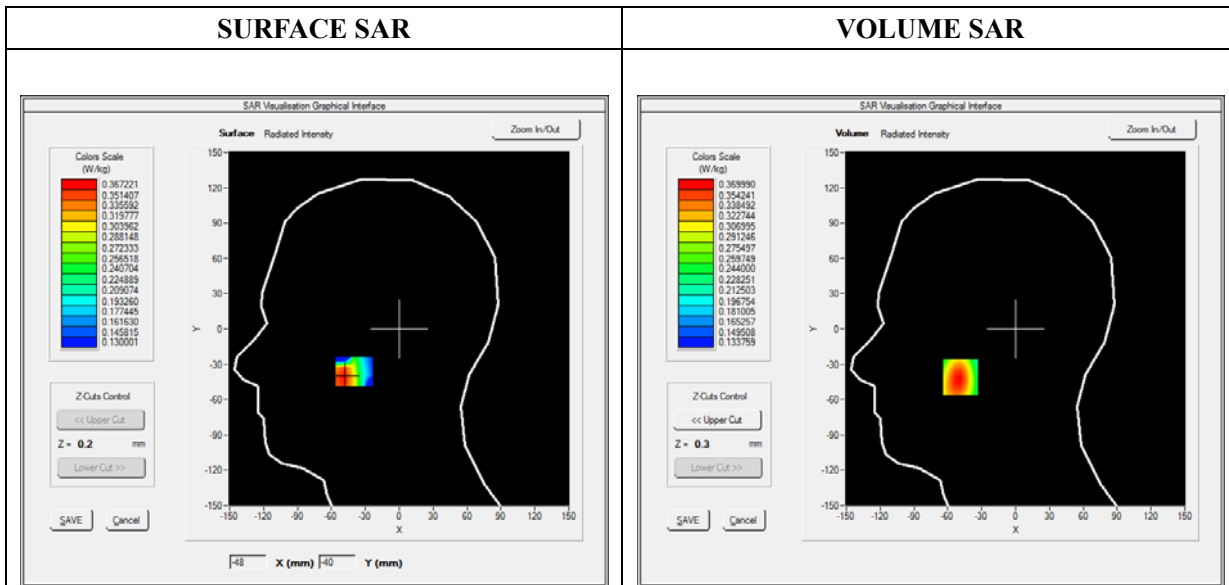
Measurement duration: 12 minutes 3 seconds

A. Experimental conditions

Area Scan	sam_direct_droit2_surf8mm.txt
Phantom	Right head
Device Position	Cheek
Band	LTE Band 26(814-824MHz)
Channels	QPSK, 10MHz, 1RB, Low
Signal	Duty Cycle 1:1

B. SAR Measurement Results

Frequency (MHz)	819.000000
Relative Permittivity (real part)	41.163512
Conductivity (S/m)	0.884026
Power Variation (%)	1.180051
Ambient Temperature	21.1
Liquid Temperature	21.2

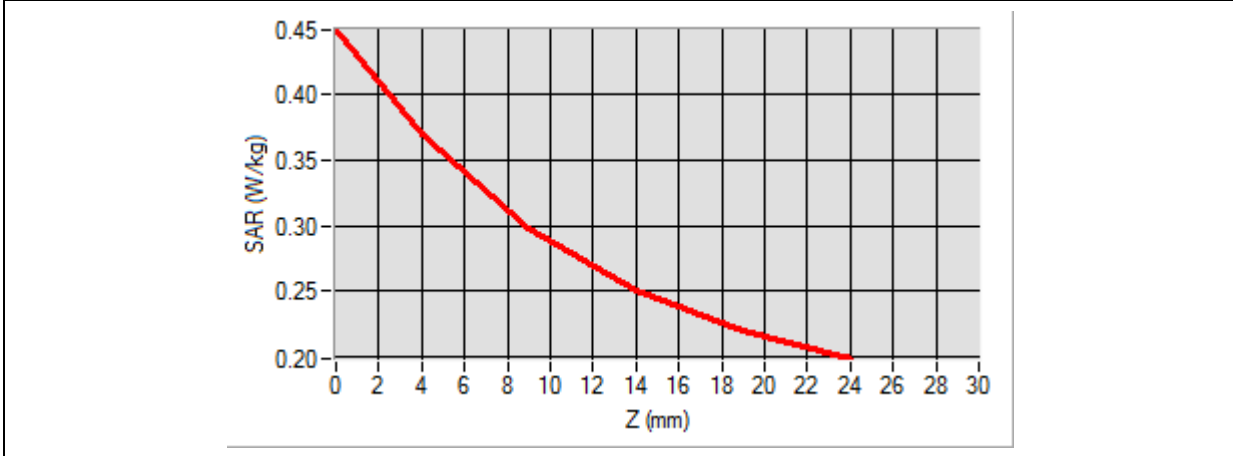


Maximum location: X=-49.00, Y=-41.00

SAR Peak: 0.45 W/kg

SAR 10g (W/Kg)	0.279718
SAR 1g (W/Kg)	0.356884

Z (mm)	0.00	4.00	9.00	14.00	19.00
SAR (W/Kg)	0.4488	0.3700	0.2977	0.2500	0.2201



3D screen shot	Hot spot position
<p>A 3D perspective view of a grey, bowl-shaped device. A grid of blue dots is overlaid on the inner surface. A small, localized area of high SAR is highlighted in yellow and red, representing the hot spot.</p>	<p>A small, isolated 3D model of the hot spot position, showing a red-to-yellow color gradient to indicate the intensity of the SAR peak.</p>

MEASUREMENT 16

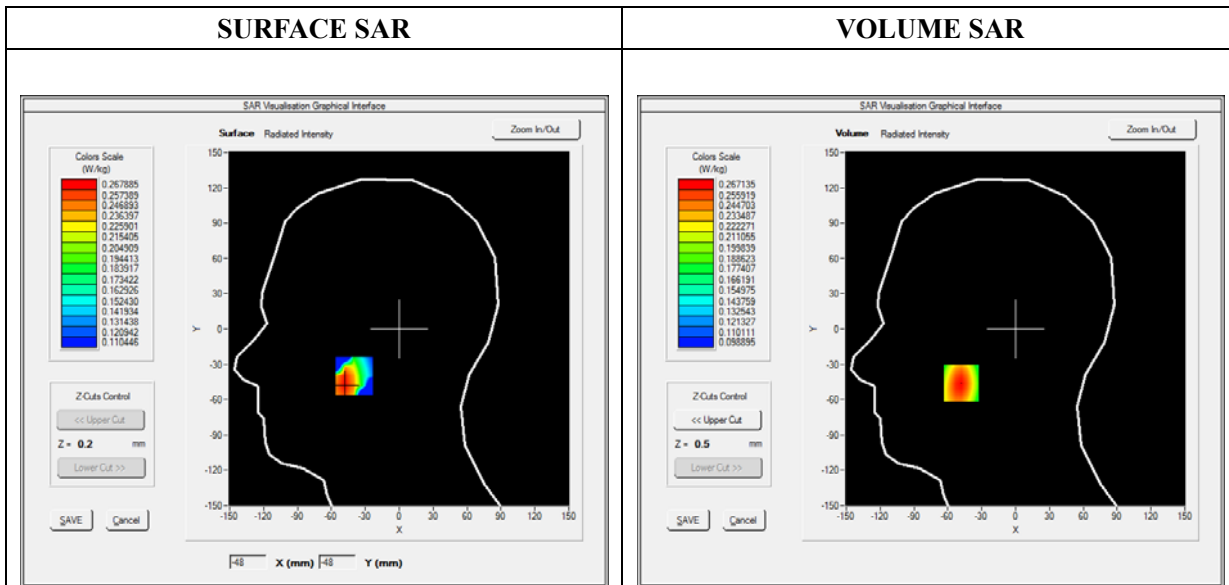
Type: Phone measurement (Complete)
 Date of measurement: 2021-12-21
 Measurement duration: 12 minutes 3 seconds

A. Experimental conditions

Area Scan	sam_direct_droit2_surf8mm.txt
Phantom	Right head
Device Position	Cheek
Band	LTE Band 26(824-849MHz)
Channels	QPSK, 15MHz, 1RB,High
Signal	Duty Cycle 1:1

B. SAR Measurement Results

Frequency (MHz)	841.500000
Relative Permittivity (real part)	41.160754
Conductivity (S/m)	0.881529
Power Variation (%)	1.251642
Ambient Temperature	21.1
Liquid Temperature	21.2

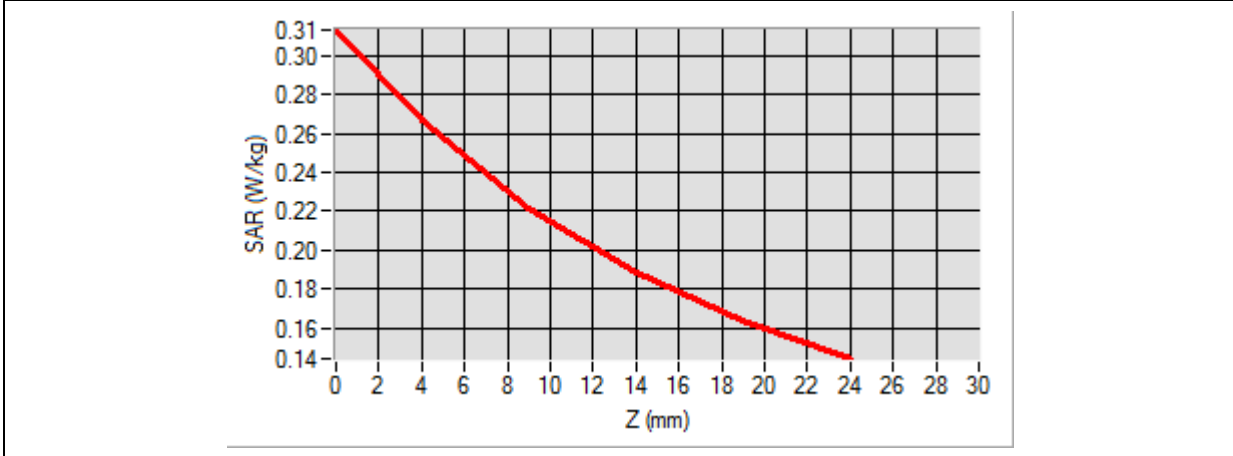


Maximum location: X=-48.00, Y=-46.00

SAR Peak: 0.31 W/kg

SAR 10g (W/Kg)	0.204949
SAR 1g (W/Kg)	0.257361

Z (mm)	0.00	4.00	9.00	14.00	19.00
SAR (W/Kg)	0.3131	0.2671	0.2220	0.1887	0.1642



3D screen shot	Hot spot position

MEASUREMENT 17

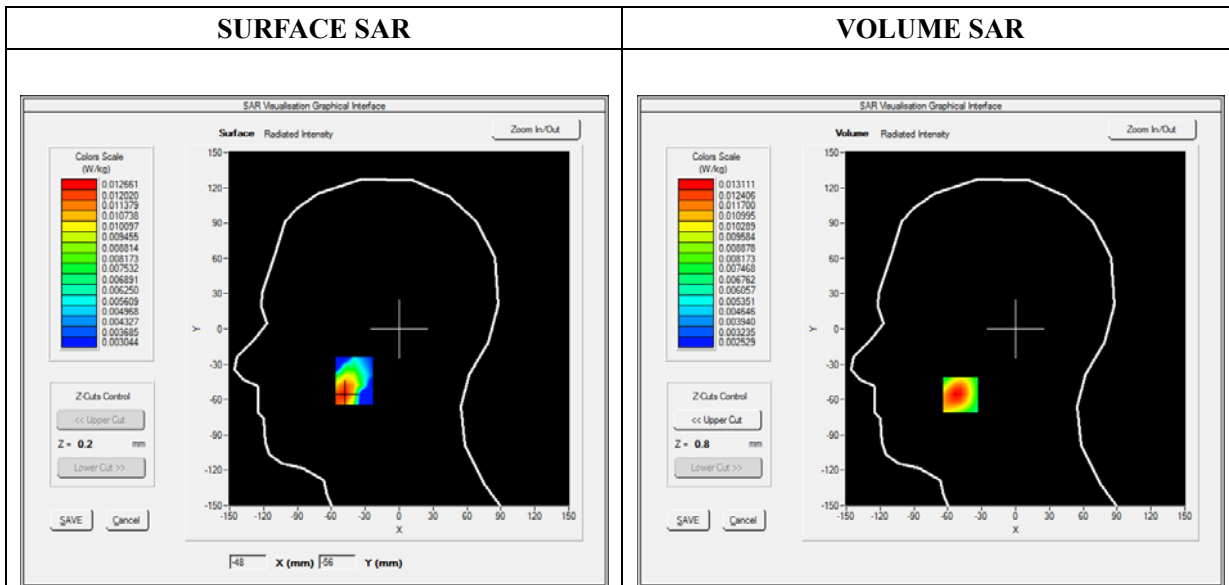
Type: Phone measurement (Complete)
 Date of measurement: 2021-12-21
 Measurement duration: 12 minutes 3 seconds

A. Experimental conditions

Area Scan	sam_direct_droit2_surf8mm.txt
Phantom	Left head
Device Position	Cheek
Band	LTE Band 41
Channels	QPSK, 20MHz, 1RB, High
Signal	Duty Cycle 1:1

B. SAR Measurement Results

Frequency (MHz)	2680.000000
Relative Permittivity (real part)	38.650561
Conductivity (S/m)	1.947301
Power Variation (%)	1.520541
Ambient Temperature	21.1
Liquid Temperature	21.2

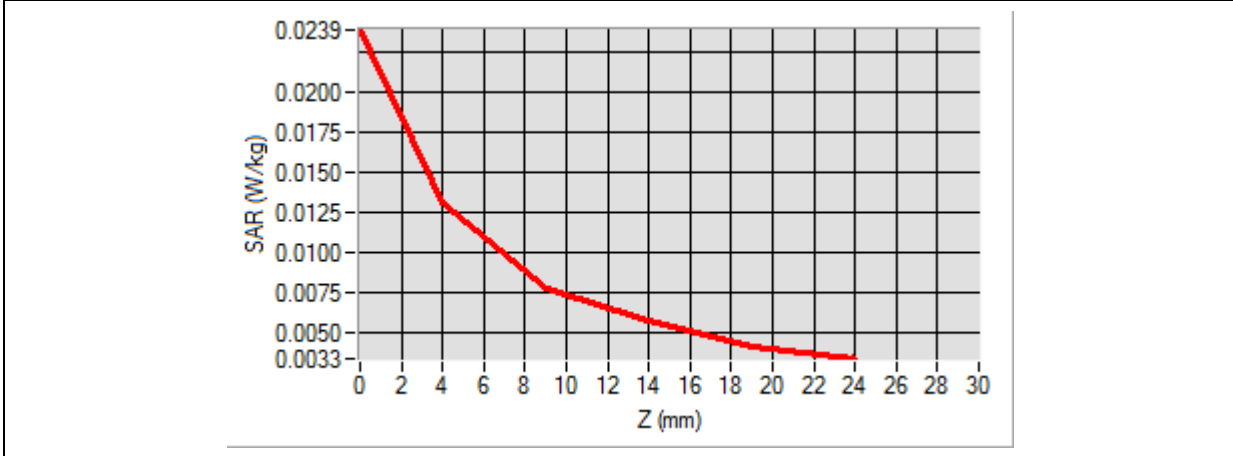


Maximum location: X=-49.00, Y=-56.00

SAR Peak: 0.02 W/kg

SAR 10g (W/Kg)	0.007949
SAR 1g (W/Kg)	0.012441

Z (mm)	0.00	4.00	9.00	14.00	19.00
SAR (W/Kg)	0.0239	0.0131	0.0077	0.0057	0.0041



3D screen shot	Hot spot position

MEASUREMENT 18

Type: Phone measurement (Complete)

Date of measurement: 2021-12-21

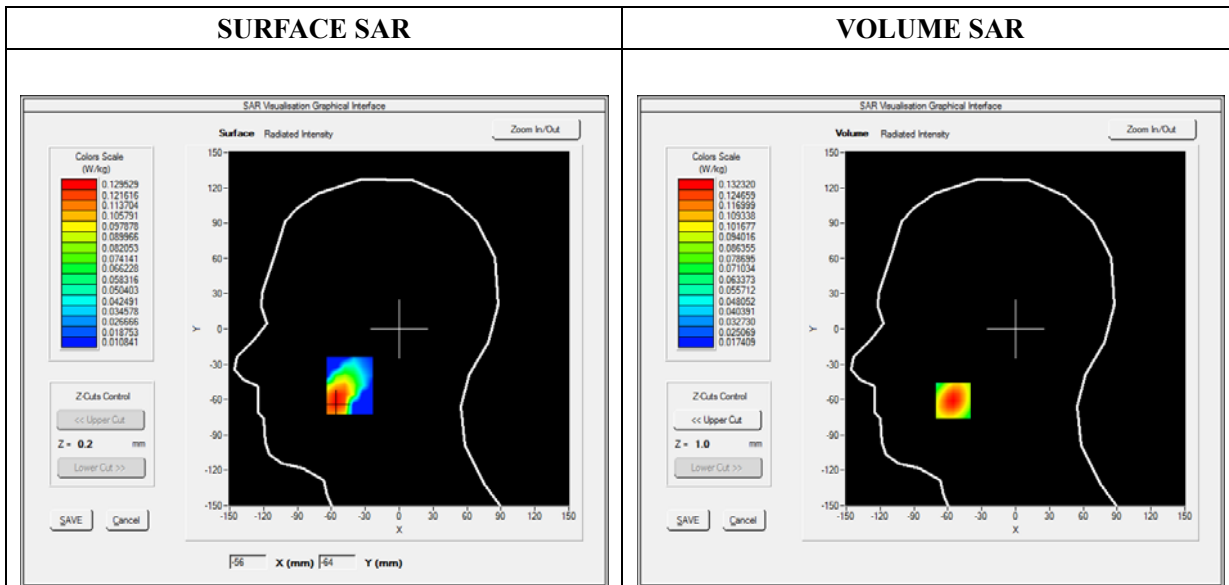
Measurement duration: 12 minutes 3 seconds

A. Experimental conditions

Area Scan	sam_direct_droit2_surf8mm.txt
Phantom	Left head
Device Position	Cheek
Band	LTE Band 66
Channels	QPSK, 20MHz, 1RB,High
Signal	Duty Cycle 1:1

B. SAR Measurement Results

Frequency (MHz)	1770.000000
Relative Permittivity (real part)	39.090654
Conductivity (S/m)	1.361301
Power Variation (%)	1.516201
Ambient Temperature	21.1
Liquid Temperature	21.2

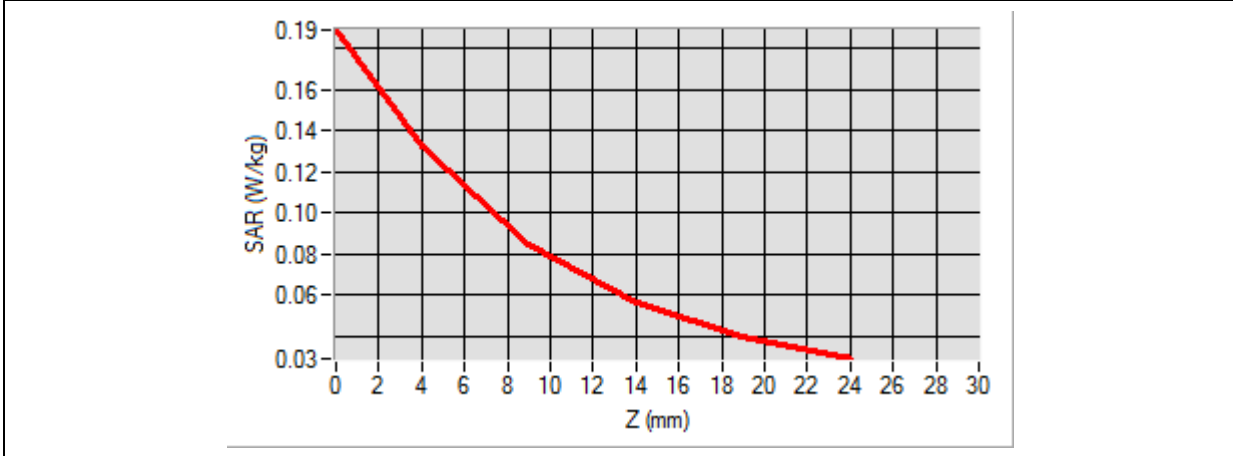


Maximum location: X=-55.00, Y=-61.00

SAR Peak: 0.19 W/kg

SAR 10g (W/Kg)	0.078336
SAR 1g (W/Kg)	0.124257

Z (mm)	0.00	4.00	9.00	14.00	19.00
SAR (W/Kg)	0.1892	0.1323	0.0848	0.0564	0.0399



3D screen shot	Hot spot position
<p>A 3D rendering of a human head model. A grid of blue dots is overlaid on the face, representing the SAR measurement points. A small area on the forehead is highlighted with a color gradient from red to green, indicating the location of the maximum SAR (hot spot).</p>	<p>A 3D visualization of the hot spot position, showing a color gradient from red (high SAR) to green (lower SAR) on a small, irregularly shaped volume.</p>

MEASUREMENT 19

Type: Phone measurement (Complete)

Date of measurement: 2021-12-21

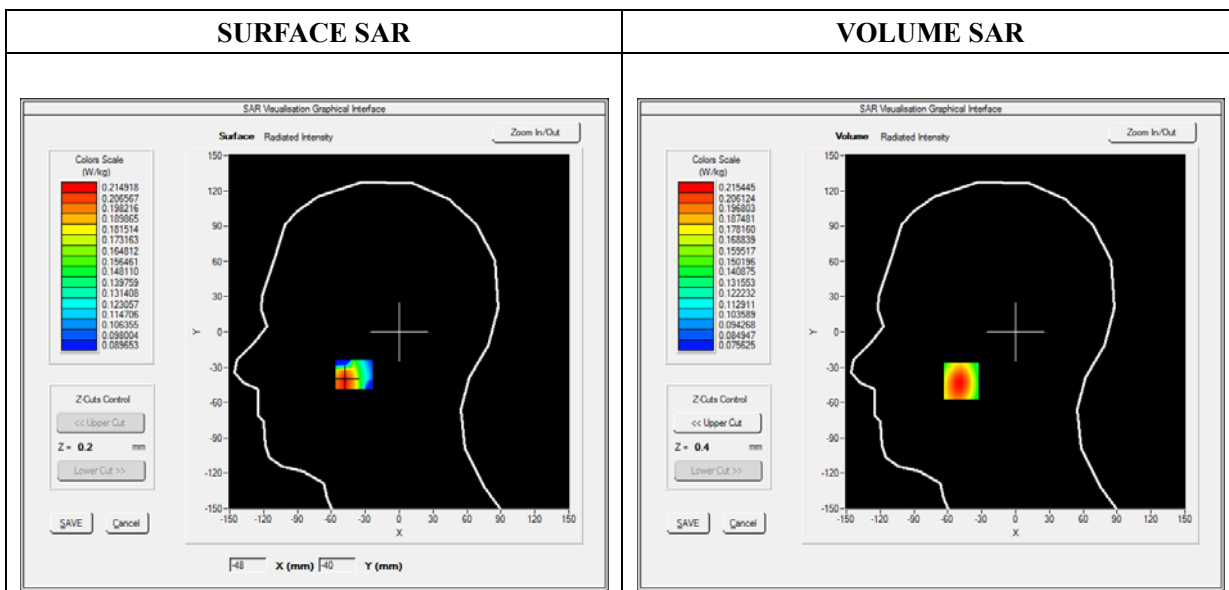
Measurement duration: 12 minutes 3 seconds

A. Experimental conditions

Area Scan	sam_direct_droit2_surf8mm.txt
Phantom	Right head
Device Position	Cheek
Band	LTE Band 71
Channels	QPSK, 20MHz, 1RB, Low
Signal	Duty Cycle 1:1

B. SAR Measurement Results

Frequency (MHz)	673.000000
Relative Permittivity (real part)	41.314951
Conductivity (S/m)	0.847301
Power Variation (%)	4.021045
Ambient Temperature	21.1
Liquid Temperature	21.2

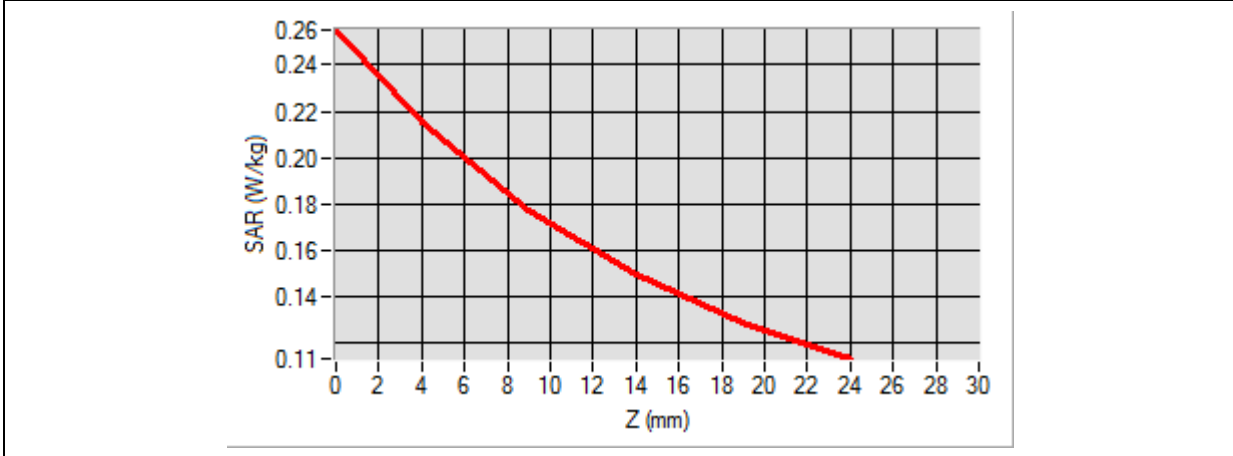


Maximum location: X=-48.00, Y=-42.00

SAR Peak: 0.26 W/kg

SAR 10g (W/Kg)	0.166427
SAR 1g (W/Kg)	0.211565

Z (mm)	0.00	4.00	9.00	14.00	19.00
SAR (W/Kg)	0.2551	0.2154	0.1770	0.1492	0.1292



3D screen shot	Hot spot position

MEASUREMENT 20

Type: Phone measurement (Complete)

Date of measurement: 2022-01-11

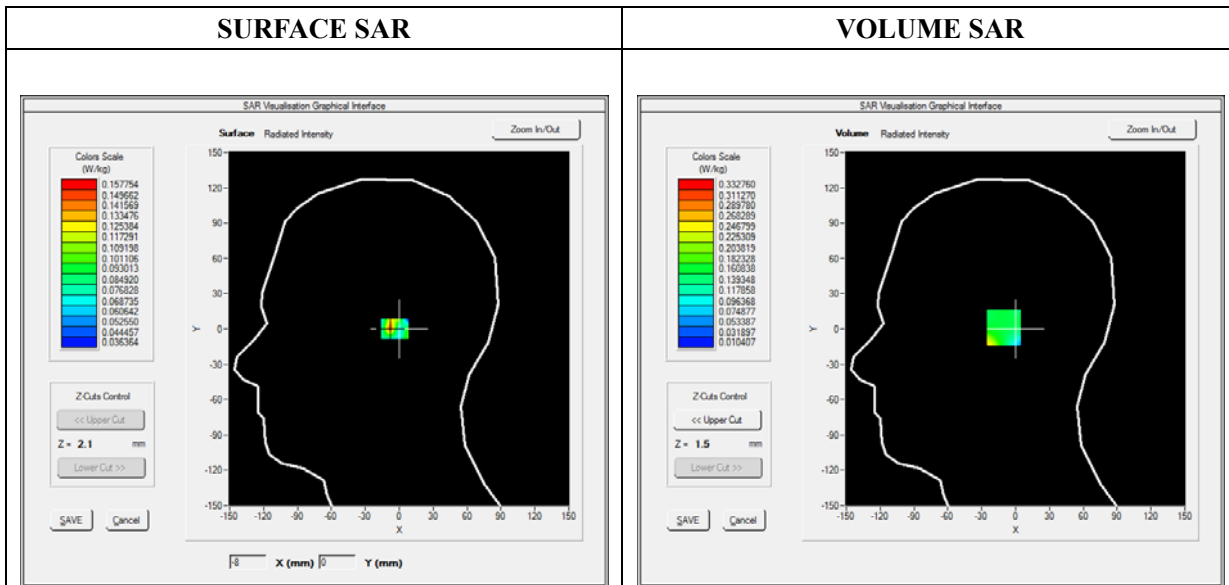
Measurement duration: 12 minutes 3 seconds

A. Experimental conditions

Area Scan	sam_direct_droit2_surf8mm.txt
Phantom	Left head
Device Position	Cheek
Band	NR n5
Channels	DFT-s-OFDM PI/2 BPSK, 20MHz, 1RB, High
Signal	Duty Cycle 1:1

B. SAR Measurement Results

Frequency (MHz)	844.000000
Relative Permittivity (real part)	41.164591
Conductivity (S/m)	0.884782
Power Variation (%)	1.5205421
Ambient Temperature	21.1
Liquid Temperature	21.2

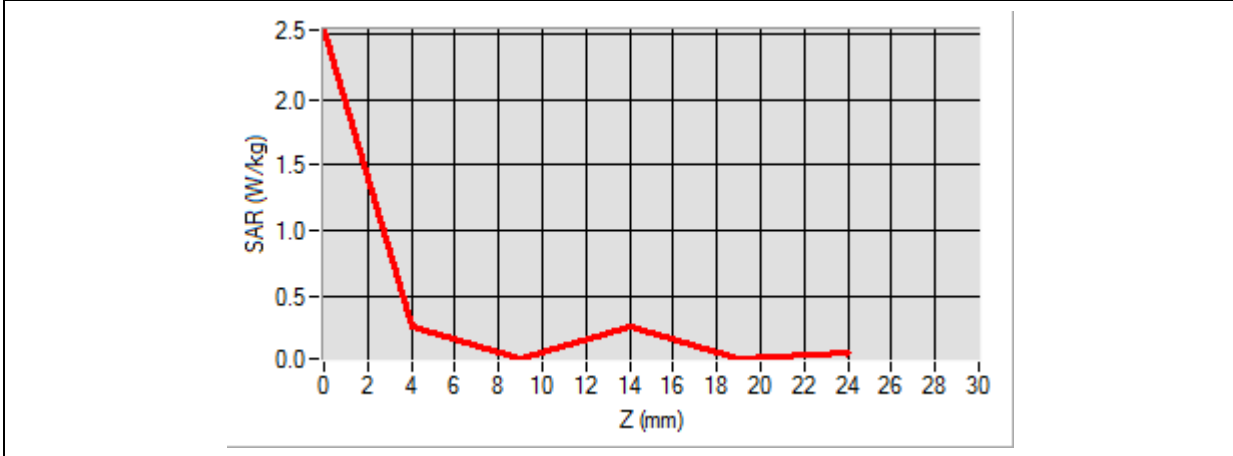


Maximum location: X=-8.00, Y=1.00

SAR Peak: 0.38 W/kg

SAR 10g (W/Kg)	0.135555
SAR 1g (W/Kg)	0.203887

Z (mm)	0.00	4.00	9.00	14.00	19.00
SAR (W/Kg)	2.5267	0.2689	0.0250	0.2618	0.0296



3D screen shot	Hot spot position

MEASUREMENT 21

Type: Phone measurement (Complete)

Date of measurement: 2022-01-11

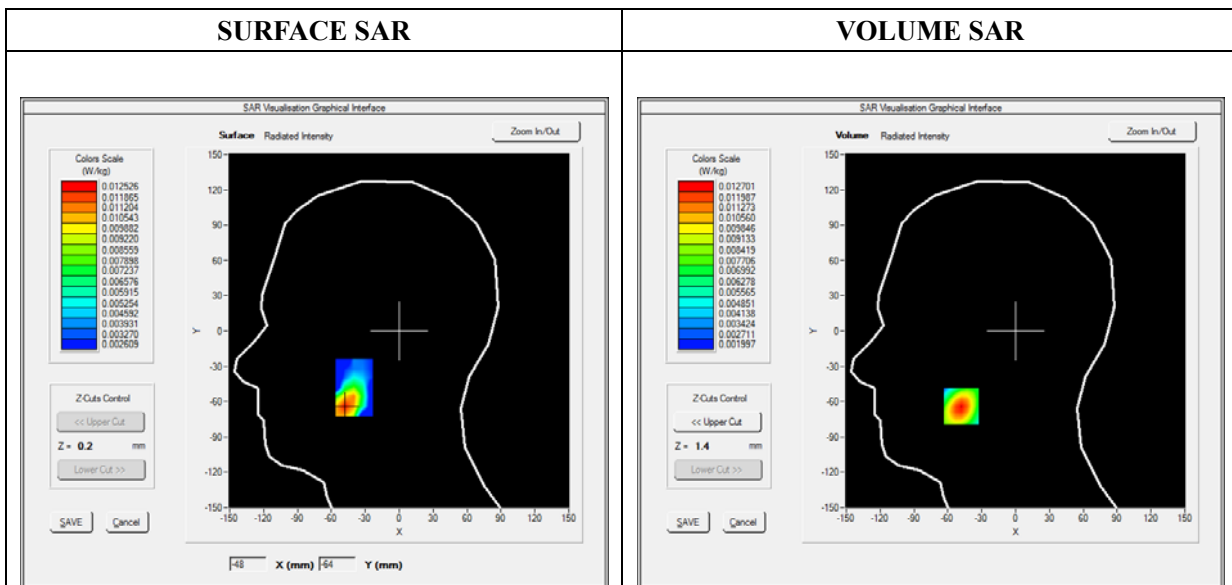
Measurement duration: 12 minutes 3 seconds

A. Experimental conditions

Area Scan	sam_direct_droit2_surf8mm.txt
Phantom	Right head
Device Position	Cheek
Band	NR n41
Channels	DFT-s-OFDM PI/2 QPSK, 20MHz, 1RB, Middle
Signal	Duty Cycle 1:1

B. SAR Measurement Results

Frequency (MHz)	2593.000000
Relative Permittivity (real part)	38.654295
Conductivity (S/m)	1.937356
Power Variation (%)	-0.459361
Ambient Temperature	21.1
Liquid Temperature	21.2



Maximum location: X=-48.00, Y=-64.00