


## Annex B Test Setup Photos

### Body




Bottom Face  
(Test distance: 25mm)



Edge 1  
(Test distance: 0mm)




Edge 2  
(Test distance: 0mm)



Edge 3  
(Test distance: 9mm)




Edge 4  
(Test distance: 0mm)



Curved surface of Edge 3 for 30°  
(Test distance: 9mm)






Bottom Face  
(Test distance: 0mm)



Edge 3  
(Test distance: 0mm)



Curved surface of Edge 3 for 30°  
(Test distance: 0mm)