



Appendix C: Plots of SAR Test Result

The plots are showing as followings.



Test plots

GSM 850-Right Head Cheek Low CH128	3
GSM 850-Right Head Cheek Middle CH190	4
GSM 850-Right Head Cheek High CH251	5
GSM 850-Right Head Tilted Low CH128	6
GSM 850-Right Head Tilted Middle CH190	7
GSM 850-Right Head Tilted High CH251	8
GSM 850-Left Head Cheek Low CH128	9
GSM 850-Left Head Cheek Middle CH190	10
GSM 850-Left Head Cheek High CH251	11
GSM 850-Left Head Tilted Low CH128	12
GSM 850-Left Head Tilted Middle CH190	13
GSM 850-Left Head Tilted High CH251	14
PCS-1900-Right Head Cheek Low CH512	15
PCS-1900-Right Head Cheek Middle CH661	16
PCS-1900-Right Head Cheek High CH810	17
PCS-1900-Right Head Tilted Low CH512	18
PCS-1900-Right Head Tilted Middle CH661	19
PCS-1900-Right Head Tilted High CH810	20
PCS 1900-Left Head Cheek Low CH512	21
PCS 1900-Left Head Cheek Middle CH661	22
PCS 1900-Left Head Cheek High CH810	23
PCS 1900-Left Head Tilted Low CH512	24
PCS 1900-Left Head Tilted Middle CH661	25
PCS 1900-Left Head Tilted High CH810	26
GSM 850-Body Up High CH251	27
GSM 850-Body Down Low CH128	28
GSM 850-Body Down Middle CH190	29
GSM 850-Body Down High CH251	30
GPRS 850-Body Up High CH251	31
GPRS 850-Body Down High CH251	32
PCS1900-Body Up High CH810	33
PCS1900-Body Down Low CH512	34
PCS1900-Body Down Middle CH661	35
PCS1900-Body Down High CH810	36
GPRS1900-Body Up High CH810	37
GPRS1900-Body Down High CH810	38



Test Laboratory: Compliance Certification Services Inc.

February 25, 2012

GSM 850-Right Head Cheek Low CH128

DUT: GSM Mobile Phone; Type: DECO; Serial: 35868800000158

Communication System: Generic GSM; Communication System Band: GSM 850 (824.0 - 849.0 MHz);

Frequency: 824.2 MHz; Communication System PAR: 9.03 dB

Medium parameters used (interpolated): $f = 824.2$ MHz; $\sigma = 0.88$ mho/m; $\epsilon_r = 41.628$; $\rho = 1000$ kg/m³

Phantom section: Right Section

Measurement Standard: DASYS (IEEE/IEC/ANSI C63.19-2007)

DASY Configuration:

- Probe: EX3DV4 - SN3755; ConvF(8.99, 8.99, 8.99); Calibrated: 1/20/2012
- Sensor-Surface: 2.5mm (Mechanical Surface Detection)
- Electronics: DAE4 Sn1245; Calibrated: 1/11/2012
- Phantom: Twin SAM Phantom; Type: QD 000 P40 CD; Serial: 1609
- DASYS 52.8.0(692); SEMCAD X 14.6.4(4989)

GSM850/Right Head Cheek Low CH128/Area Scan (6x10x1): Measurement grid: dx=15mm, dy=15mm

Maximum value of SAR (measured) = 0.857 mW/g


GSM850/Right Head Cheek Low CH128/Zoom Scan (7x7x7)/Cube 0: Measurement grid: dx=5mm, dy=5mm, dz=5mm

Reference Value = 25.379 V/m; Power Drift = 0.11 dB

Peak SAR (extrapolated) = 1.453 mW/g

SAR(1 g) = 0.769 mW/g; SAR(10 g) = 0.482 mW/g

Maximum value of SAR (measured) = 0.825 mW/g





Test Laboratory: Compliance Certification Services Inc.

February 25, 2012

GSM 850-Right Head Cheek Middle CH190

DUT: GSM Mobile Phone; Type: DECO; Serial: 35868800000158

Communication System: Generic GSM; Communication System Band: GSM 850 (824.0 - 849.0 MHz);

Frequency: 836.6 MHz; Communication System PAR: 9.191 dB

Medium parameters used (interpolated): $f = 836.6$ MHz; $\sigma = 0.89$ mho/m; $\epsilon_r = 41.478$; $\rho = 1000$ kg/m³

Phantom section: Right Section

Measurement Standard: DASYS (IEEE/IEC/ANSI C63.19-2007)

DASY Configuration:

- Probe: EX3DV4 - SN3755; ConvF(8.99, 8.99, 8.99); Calibrated: 1/20/2012
- Sensor-Surface: 2.5mm (Mechanical Surface Detection)
- Electronics: DAE4 Sn1245; Calibrated: 1/11/2012
- Phantom: Twin SAM Phantom; Type: QD 000 P40 CD; Serial: 1609
- DASYS 52.8.0(692); SEMCAD X 14.6.4(4989)

GSM850/Right Head Cheek Middle CH190/Area Scan (6x10x1): Measurement grid: dx=15mm, dy=15mm

Maximum value of SAR (measured) = 1.122 mW/g


GSM850/Right Head Cheek Middle CH190/Zoom Scan (7x7x7)/Cube 0: Measurement grid: dx=5mm, dy=5mm, dz=5mm

Reference Value = 28.428 V/m; Power Drift = 0.01 dB

Peak SAR (extrapolated) = 1.821mW/g

SAR(1 g) = 0.965 mW/g; SAR(10 g) = 0.597 mW/g

Maximum value of SAR (measured) = 1.035 mW/g





Test Laboratory: Compliance Certification Services Inc.

February 25, 2012

GSM 850-Right Head Cheek High CH251

DUT: GSM Mobile Phone; Type: DECO; Serial: 35868800000158

Communication System: Generic GSM; Communication System Band: GSM 850 (824.0 - 849.0 MHz);

Frequency: 848.6 MHz; Communication System PAR: 9.03 dB

Medium parameters used (interpolated): $f = 848.6$ MHz; $\sigma = 0.899$ mho/m; $\epsilon_r = 41.327$; $\rho = 1000$ kg/m³

Phantom section: Right Section

Measurement Standard: DASYS (IEEE/IEC/ANSI C63.19-2007)

DASY Configuration:

- Probe: EX3DV4 - SN3755; ConvF(8.99, 8.99, 8.99); Calibrated: 1/20/2012
- Sensor-Surface: 2.5mm (Mechanical Surface Detection)
- Electronics: DAE4 Sn1245; Calibrated: 1/11/2012
- Phantom: Twin SAM Phantom; Type: QD 000 P40 CD; Serial: 1609
- DASY52 52.8.0(692); SEMCAD X 14.6.4(4989)

GSM850/Right Head Cheek High CH251/Area Scan (6x10x1): Measurement grid: dx=15mm, dy=15mm

Maximum value of SAR (measured) = 1.228 mW/g

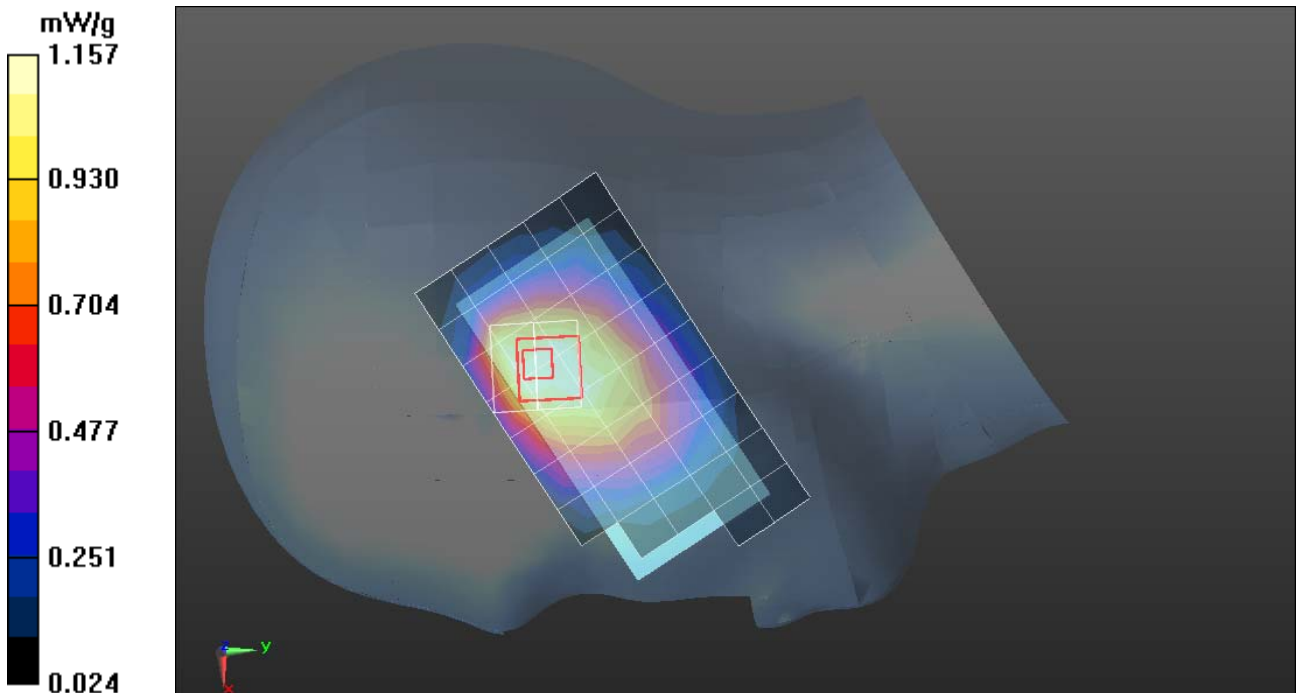
GSM850/Right Head Cheek High CH251/Zoom Scan (7x7x7)/Cube 0: Measurement grid: dx=5mm, dy=5mm, dz=5mm

Reference Value = 28.040 V/m; Power Drift = 0.17 dB

Peak SAR (extrapolated) = 2.073 mW/g

SAR(1 g) = 1.07 mW/g; SAR(10 g) = 0.674 mW/g

Maximum value of SAR (measured) = 1.157 mW/g





Test Laboratory: Compliance Certification Services Inc.

February 25, 2012

GSM 850-Right Head Tilted Low CH128

DUT: GSM Mobile Phone; Type: DECO; Serial: 35868800000158

Communication System: Generic GSM; Communication System Band: GSM 850 (824.0 - 849.0 MHz);

Frequency: 824.2 MHz; Communication System PAR: 9.03 dB

Medium parameters used (interpolated): $f = 824.2$ MHz; $\sigma = 0.88$ mho/m; $\epsilon_r = 41.628$; $\rho = 1000$ kg/m³

Phantom section: Right Section

Measurement Standard: DASYS (IEEE/IEC/ANSI C63.19-2007)

DASY Configuration:

- Probe: EX3DV4 - SN3755; ConvF(8.99, 8.99, 8.99); Calibrated: 1/20/2012
- Sensor-Surface: 2.5mm (Mechanical Surface Detection)
- Electronics: DAE4 Sn1245; Calibrated: 1/11/2012
- Phantom: Twin SAM Phantom; Type: QD 000 P40 CD; Serial: 1609
- DASYS 52.8.0(692); SEMCAD X 14.6.4(4989)

GSM850/Right Head Tilted Low CH128/Area Scan (6x9x1): Measurement grid: dx=15mm, dy=15mm

Maximum value of SAR (measured) = 0.640 mW/g

GSM850/Right Head Tilted Low CH128/Zoom Scan (7x7x7)/Cube 0: Measurement grid: dx=5mm,


dy=5mm, dz=5mm

Reference Value = 21.130 V/m; Power Drift = -0.04 dB

Peak SAR (extrapolated) = 1.051mW/g

SAR(1 g) = 0.547 mW/g; SAR(10 g) = 0.333 mW/g

Maximum value of SAR (measured) = 0.591 mW/g





Test Laboratory: Compliance Certification Services Inc.

February 25, 2012

GSM 850-Right Head Tilted Middle CH190

DUT: GSM Mobile Phone; Type: DECO; Serial: 35868800000158

Communication System: Generic GSM; Communication System Band: GSM 850 (824.0 - 849.0 MHz);

Frequency: 836.6 MHz; Communication System PAR: 9.191 dB

Medium parameters used (interpolated): $f = 836.6$ MHz; $\sigma = 0.89$ mho/m; $\epsilon_r = 41.478$; $\rho = 1000$ kg/m³

Phantom section: Right Section

Measurement Standard: DASYS (IEEE/IEC/ANSI C63.19-2007)

DASY Configuration:

- Probe: EX3DV4 - SN3755; ConvF(8.99, 8.99, 8.99); Calibrated: 1/20/2012
- Sensor-Surface: 2.5mm (Mechanical Surface Detection)
- Electronics: DAE4 Sn1245; Calibrated: 1/11/2012
- Phantom: Twin SAM Phantom; Type: QD 000 P40 CD; Serial: 1609
- DASYS 52.8.0(692); SEMCAD X 14.6.4(4989)

GSM850/Right Head Tilted Middle CH190/Area Scan (6x10x1): Measurement grid: dx=15mm, dy=15mm

Maximum value of SAR (measured) = 0.811 mW/g


GSM850/Right Head Tilted Middle CH190/Zoom Scan (7x7x7)/Cube 0: Measurement grid: dx=5mm, dy=5mm, dz=5mm

Reference Value = 23.237 V/m; Power Drift = -0.02 dB

Peak SAR (extrapolated) = 1.300 mW/g

SAR(1 g) = 0.678 mW/g; SAR(10 g) = 0.410 mW/g

Maximum value of SAR (measured) = 0.732 mW/g





Test Laboratory: Compliance Certification Services Inc.

February 25, 2012

GSM 850-Right Head Tilted High CH251

DUT: GSM Mobile Phone; Type: DECO; Serial: 35868800000158

Communication System: Generic GSM; Communication System Band: GSM 850 (824.0 - 849.0 MHz);

Frequency: 848.6 MHz; Communication System PAR: 9.03 dB

Medium parameters used (interpolated): $f = 848.6$ MHz; $\sigma = 0.899$ mho/m; $\epsilon_r = 41.327$; $\rho = 1000$ kg/m³

Phantom section: Right Section

Measurement Standard: DASYS (IEEE/IEC/ANSI C63.19-2007)

DASY Configuration:

- Probe: EX3DV4 - SN3755; ConvF(8.99, 8.99, 8.99); Calibrated: 1/20/2012
- Sensor-Surface: 2.5mm (Mechanical Surface Detection)
- Electronics: DAE4 Sn1245; Calibrated: 1/11/2012
- Phantom: Twin SAM Phantom; Type: QD 000 P40 CD; Serial: 1609
- DASYS 52.8.0(692); SEMCAD X 14.6.4(4989)

GSM850/Right Head Tilted High CH251/Area Scan (6x9x1): Measurement grid: dx=15mm, dy=15mm

Maximum value of SAR (measured) = 0.987 mW/g


GSM850/Right Head Tilted High CH251/Zoom Scan (8x8x9)/Cube 0: Measurement grid: dx=5mm, dy=5mm, dz=3mm

Reference Value = 25.712 V/m; Power Drift = -0.18 dB

Peak SAR (extrapolated) = 1.593 mW/g

SAR(1 g) = 0.836 mW/g; SAR(10 g) = 0.510 mW/g

Maximum value of SAR (measured) = 1.092 mW/g





Test Laboratory: Compliance Certification Services Inc.

February 25, 2012

GSM 850-Left Head Cheek Low CH128

DUT: GSM Mobile Phone; Type: DECO; Serial: 35868800000158

Communication System: Generic GSM; Communication System Band: GSM 850 (824.0 - 849.0 MHz);

Frequency: 824.2 MHz; Communication System PAR: 9.03 dB

Medium parameters used (interpolated): $f = 824.2$ MHz; $\sigma = 0.88$ mho/m; $\epsilon_r = 41.628$; $\rho = 1000$ kg/m³

Phantom section: Left Section

Measurement Standard: DASYS (IEEE/IEC/ANSI C63.19-2007)

DASY Configuration:

- Probe: EX3DV4 - SN3755; ConvF(8.99, 8.99, 8.99); Calibrated: 1/20/2012
- Sensor-Surface: 2.5mm (Mechanical Surface Detection)
- Electronics: DAE4 Sn1245; Calibrated: 1/11/2012
- Phantom: Twin SAM Phantom; Type: QD 000 P40 CD; Serial: 1609
- DASYS 52.8.0(692); SEMCAD X 14.6.4(4989)

GSM850/Left Head Cheek Low CH128/Area Scan (6x10x1): Measurement grid: dx=15mm, dy=15mm

Maximum value of SAR (measured) = 0.803 mW/g

GSM850/Left Head Cheek Low CH128/Zoom Scan (7x7x9)/Cube 0: Measurement grid: dx=5mm,


dy=5mm, dz=3mm

Reference Value = 26.514 V/m; Power Drift = -0.11 dB

Peak SAR (extrapolated) = 1.009 mW/g

SAR(1 g) = 0.701 mW/g; SAR(10 g) = 0.485 mW/g

Maximum value of SAR (measured) = 0.822 mW/g





Test Laboratory: Compliance Certification Services Inc.

February 25, 2012

GSM 850-Left Head Cheek Middle CH190

DUT: GSM Mobile Phone; Type: DECO; Serial: 35868800000158

Communication System: Generic GSM; Communication System Band: GSM 850 (824.0 - 849.0 MHz);

Frequency: 836.6 MHz; Communication System PAR: 9.03 dB

Medium parameters used (interpolated): $f = 836.6$ MHz; $\sigma = 0.89$ mho/m; $\epsilon_r = 41.478$; $\rho = 1000$ kg/m³

Phantom section: Left Section

Measurement Standard: DASYS (IEEE/IEC/ANSI C63.19-2007)

DASY Configuration:

- Probe: EX3DV4 - SN3755; ConvF(8.99, 8.99, 8.99); Calibrated: 1/20/2012
- Sensor-Surface: 2.5mm (Mechanical Surface Detection)
- Electronics: DAE4 Sn1245; Calibrated: 1/11/2012
- Phantom: Twin SAM Phantom; Type: QD 000 P40 CD; Serial: 1609
- DASYS 52.8.0(692); SEMCAD X 14.6.4(4989)

GSM850/Left Head Cheek Middle CH190/Area Scan (6x10x1): Measurement grid: dx=15mm,

dy=15mm

Maximum value of SAR (measured) = 0.955 mW/g

GSM850/Left Head Cheek Middle CH190/Zoom Scan (7x7x9)/Cube 0: Measurement grid: dx=5mm,


dy=5mm, dz=3mm

Reference Value = 27.962 V/m; Power Drift = -0.16 dB

Peak SAR (extrapolated) = 1.167mW/g

SAR(1 g) = 0.813 mW/g; SAR(10 g) = 0.561 mW/g

Maximum value of SAR (measured) = 0.948 mW/g





Test Laboratory: Compliance Certification Services Inc.

February 25, 2012

GSM 850-Left Head Cheek High CH251

DUT: GSM Mobile Phone; Type: DECO; Serial: 35868800000158

Communication System: Generic GSM; Communication System Band: GSM 850 (824.0 - 849.0 MHz);

Frequency: 848.6 MHz; Communication System PAR: 9.03 dB

Medium parameters used (interpolated): $f = 848.6$ MHz; $\sigma = 0.899$ mho/m; $\epsilon_r = 41.327$; $\rho = 1000$ kg/m³

Phantom section: Left Section

Measurement Standard: DASYS (IEEE/IEC/ANSI C63.19-2007)

DASY Configuration:

- Probe: EX3DV4 - SN3755; ConvF(8.99, 8.99, 8.99); Calibrated: 1/20/2012
- Sensor-Surface: 2.5mm (Mechanical Surface Detection)
- Electronics: DAE4 Sn1245; Calibrated: 1/11/2012
- Phantom: Twin SAM Phantom; Type: QD 000 P40 CD; Serial: 1609
- DASYS 52.8.0(692); SEMCAD X 14.6.4(4989)

GSM850/Left Head Cheek High CH251/Area Scan (6x10x1): Measurement grid: dx=15mm, dy=15mm

Maximum value of SAR (measured) = 0.970 mW/g

GSM850/Left Head Cheek High CH251/Zoom Scan (7x7x9)/Cube 0: Measurement grid: dx=5mm,


dy=5mm, dz=3mm

Reference Value = 29.212 V/m; Power Drift = -0.15 dB

Peak SAR (extrapolated) = 1.232 mW/g

SAR(1 g) = 0.849 mW/g; SAR(10 g) = 0.584 mW/g

Maximum value of SAR (measured) = 0.996 mW/g





Test Laboratory: Compliance Certification Services Inc.

February 25, 2012

GSM 850-Left Head Tilted Low CH128

DUT: GSM Mobile Phone; Type: DECO; Serial: 35868800000158

Communication System: Generic GSM; Communication System Band: GSM 850 (824.0 - 849.0 MHz);

Frequency: 824.2 MHz; Communication System PAR: 9.03 dB

Medium parameters used (interpolated): $f = 824.2$ MHz; $\sigma = 0.88$ mho/m; $\epsilon_r = 41.628$; $\rho = 1000$ kg/m³

Phantom section: Left Section

Measurement Standard: DASYS (IEEE/IEC/ANSI C63.19-2007)

DASY Configuration:

- Probe: EX3DV4 - SN3755; ConvF(8.99, 8.99, 8.99); Calibrated: 1/20/2012
- Sensor-Surface: 2.5mm (Mechanical Surface Detection)
- Electronics: DAE4 Sn1245; Calibrated: 1/11/2012
- Phantom: Twin SAM Phantom; Type: QD 000 P40 CD; Serial: 1609
- DASYS 52.8.0(692); SEMCAD X 14.6.4(4989)

GSM850/Left Head Tilted Low CH128/Area Scan (6x10x1): Measurement grid: dx=15mm, dy=15mm

Maximum value of SAR (measured) = 0.542 mW/g

GSM850/Left Head Tilted Low CH128/Zoom Scan (8x8x9)/Cube 0: Measurement grid: dx=5mm,

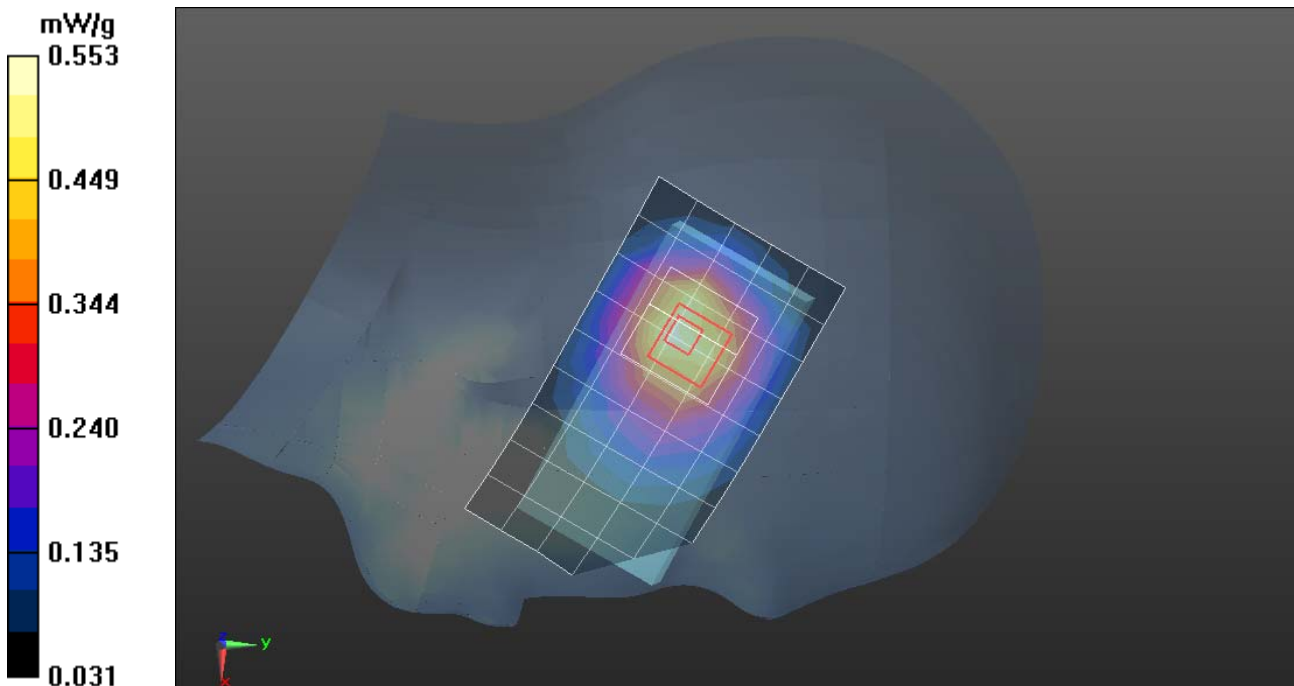
dy=5mm, dz=3mm

Reference Value = 21.894 V/m; Power Drift = 0.19 dB

Peak SAR (extrapolated) = 0.728 mW/g

SAR(1 g) = 0.456 mW/g; SAR(10 g) = 0.299 mW/g

Maximum value of SAR (measured) = 0.553 mW/g





Test Laboratory: Compliance Certification Services Inc.

February 25, 2012

GSM 850-Left Head Tilted Middle CH190

DUT: GSM Mobile Phone; Type: DECO; Serial: 35868800000158

Communication System: Generic GSM; Communication System Band: GSM 850 (824.0 - 849.0 MHz);

Frequency: 836.6 MHz; Communication System PAR: 9.03 dB

Medium parameters used (interpolated): $f = 836.6$ MHz; $\sigma = 0.89$ mho/m; $\epsilon_r = 41.478$; $\rho = 1000$ kg/m³

Phantom section: Left Section

Measurement Standard: DASYS (IEEE/IEC/ANSI C63.19-2007)

DASY Configuration:

- Probe: EX3DV4 - SN3755; ConvF(8.99, 8.99, 8.99); Calibrated: 1/20/2012
- Sensor-Surface: 2.5mm (Mechanical Surface Detection)
- Electronics: DAE4 Sn1245; Calibrated: 1/11/2012
- Phantom: Twin SAM Phantom; Type: QD 000 P40 CD; Serial: 1609
- DASYS 52.8.0(692); SEMCAD X 14.6.4(4989)

GSM850/Left Head Tilted Middle CH190/Area Scan (5x9x1): Measurement grid: dx=15mm, dy=15mm

Maximum value of SAR (measured) = 0.688 mW/g

GSM850/Left Head Tilted Middle CH190/Zoom Scan (8x8x9)/Cube 0: Measurement grid: dx=5mm,

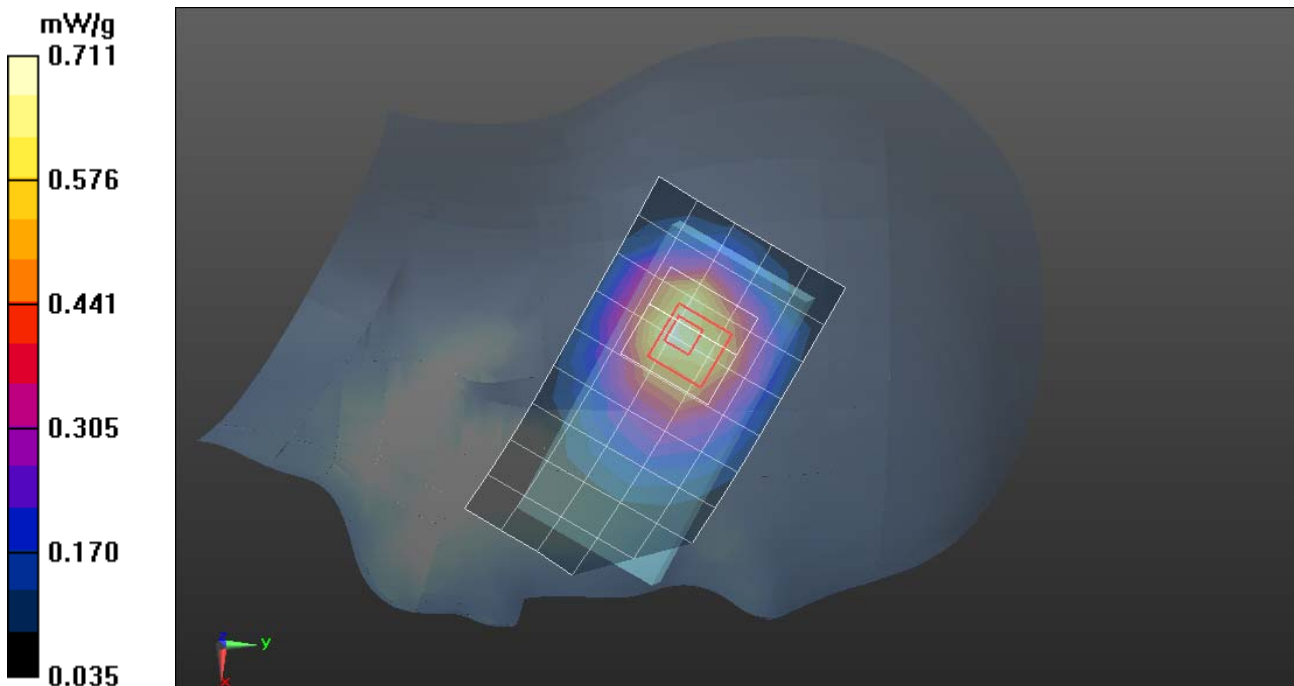
dy=5mm, dz=3mm

Reference Value = 24.589 V/m; Power Drift = -0.07 dB

Peak SAR (extrapolated) = 0.924 mW/g

SAR(1 g) = 0.576 mW/g; SAR(10 g) = 0.374 mW/g

Maximum value of SAR (measured) = 0.711 mW/g





Test Laboratory: Compliance Certification Services Inc.

February 25, 2012

GSM 850-Left Head Tilted High CH251

DUT: GSM Mobile Phone; Type: DECO; Serial: 35868800000158

Communication System: Generic GSM; Communication System Band: GSM 850 (824.0 - 849.0 MHz);

Frequency: 848.6 MHz; Communication System PAR: 9.03 dB

Medium parameters used (interpolated): $f = 848.6$ MHz; $\sigma = 0.899$ mho/m; $\epsilon_r = 41.327$; $\rho = 1000$ kg/m³

Phantom section: Left Section

Measurement Standard: DASYS (IEEE/IEC/ANSI C63.19-2007)

DASY Configuration:

- Probe: EX3DV4 - SN3755; ConvF(8.99, 8.99, 8.99); Calibrated: 1/20/2012
- Sensor-Surface: 2.5mm (Mechanical Surface Detection)
- Electronics: DAE4 Sn1245; Calibrated: 1/11/2012
- Phantom: Twin SAM Phantom; Type: QD 000 P40 CD; Serial: 1609
- DASYS 52.8.0(692); SEMCAD X 14.6.4(4989)

GSM850/Left Head Tilted High CH251/Area Scan (6x10x1): Measurement grid: dx=15mm, dy=15mm

Maximum value of SAR (measured) = 0.912 mW/g

GSM850/Left Head Tilted High CH251/Zoom Scan (7x7x9)/Cube 0: Measurement grid: dx=5mm,


dy=5mm, dz=3mm

Reference Value = 29.527 V/m; Power Drift = -0.18 dB

Peak SAR (extrapolated) = 1.273 mW/g

SAR(1 g) = 0.775 mW/g; SAR(10 g) = 0.497 mW/g

Maximum value of SAR (measured) = 0.960 mW/g





Test Laboratory: Compliance Certification Services Inc.

February 25, 2012

PCS-1900-Right Head Cheek Low CH512

DUT: GSM Mobile Phone; Type: DECO; Serial: 35868800000158

Communication System: Generic GSM; Communication System Band: PCS 1900 (1850.0 - 1910.0 MHz);

Frequency: 1850.2 MHz; Communication System PAR: 9.03 dB

Medium parameters used: $f = 1850.2$ MHz; $\sigma = 1.42$ mho/m; $\epsilon_r = 39.87$; $\rho = 1000$ kg/m³

Phantom section: Right Section

Measurement Standard: DASY5 (IEEE/IEC/ANSI C63.19-2007)

DASY Configuration:

- Probe: EX3DV4 - SN3755; ConvF(7.84, 7.84, 7.84); Calibrated: 1/20/2012
- Sensor-Surface: 2.5mm (Mechanical Surface Detection)
- Electronics: DAE4 Sn1245; Calibrated: 1/11/2012
- Phantom: Twin SAM Phantom; Type: QD 000 P40 CD; Serial: 1609
- DASY52 52.8.0(692); SEMCAD X 14.6.4(4989)

PCS1900/Right Head Cheek Low CH512/Area Scan (6x10x1): Measurement grid: dx=15mm, dy=15mm

Maximum value of SAR (measured) = 1.647 mW/g

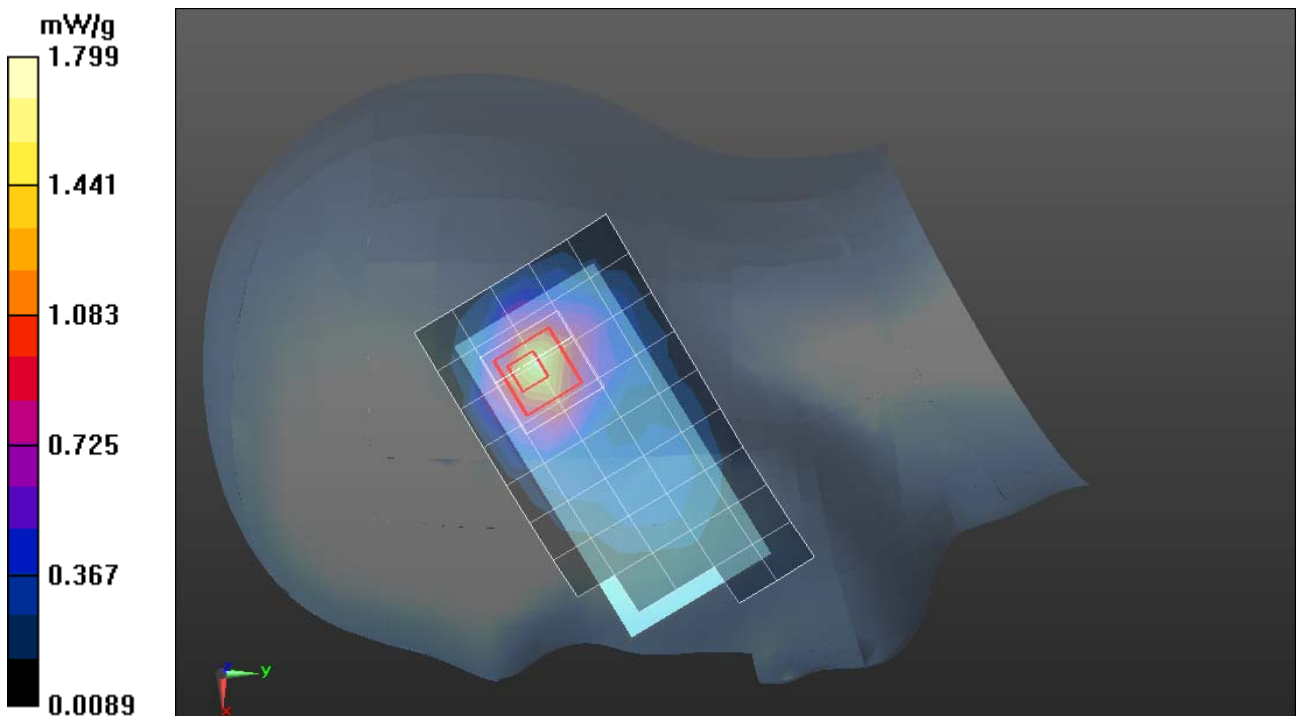
PCS1900/Right Head Cheek Low CH512/Zoom Scan (7x7x9)/Cube 0: Measurement grid: dx=5mm, dy=5mm, dz=3mm

Reference Value = 29.543 V/m; Power Drift = 0.03 dB

Peak SAR (extrapolated) = 3.061 mW/g

SAR(1 g) = 1.23 mW/g; SAR(10 g) = 0.563 mW/g

Maximum value of SAR (measured) = 1.799 mW/g





Test Laboratory: Compliance Certification Services Inc.

February 25, 2012

PCS-1900-Right Head Cheek Middle CH661

DUT: GSM Mobile Phone; Type: DECO; Serial: 35868800000158

Communication System: Generic GSM; Communication System Band: PCS 1900 (1850.0 - 1910.0 MHz);

Frequency: 1880 MHz; Communication System PAR: 9.03 dB

Medium parameters used: $f = 1880$ MHz; $\sigma = 1.45$ mho/m; $\epsilon_r = 39.74$; $\rho = 1000$ kg/m³

Phantom section: Right Section

Measurement Standard: DASYS (IEEE/IEC/ANSI C63.19-2007)

DASY Configuration:

- Probe: EX3DV4 - SN3755; ConvF(7.84, 7.84, 7.84); Calibrated: 1/20/2012
- Sensor-Surface: 2.5mm (Mechanical Surface Detection)
- Electronics: DAE4 Sn1245; Calibrated: 1/11/2012
- Phantom: Twin SAM Phantom; Type: QD 000 P40 CD; Serial: 1609
- DASYS 52.8.0(692); SEMCAD X 14.6.4(4989)

PCS1900/Right Head Cheek Middle CH661/Area Scan (6x10x1): Measurement grid: dx=15mm, dy=15mm

Maximum value of SAR (measured) = 1.829 mW/g

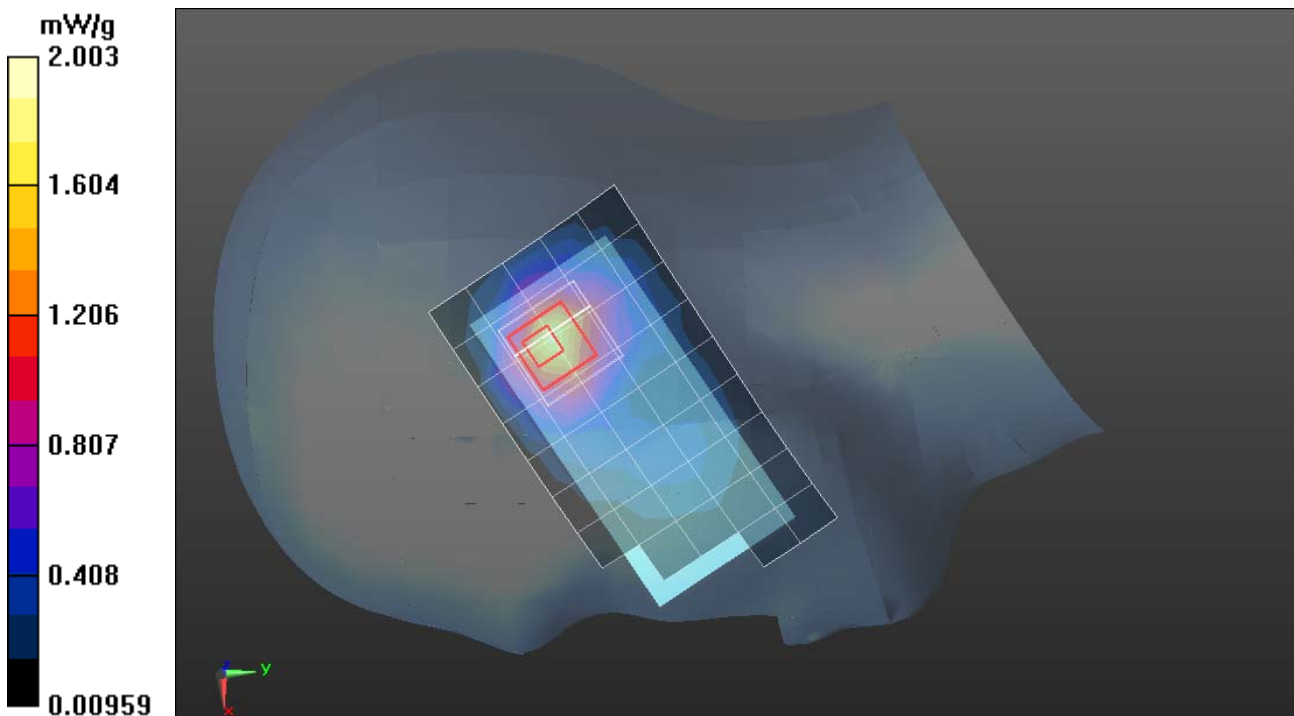
PCS1900/Right Head Cheek Middle CH661/Zoom Scan (7x7x9)/Cube 0: Measurement grid: dx=5mm, dy=5mm, dz=3mm

Reference Value = 31.353 V/m; Power Drift = -0.11 dB

Peak SAR (extrapolated) = 3.469 mW/g

SAR(1 g) = 1.36 mW/g; SAR(10 g) = 0.625 mW/g

Maximum value of SAR (measured) = 2.003 mW/g





Test Laboratory: Compliance Certification Services Inc.

February 25, 2012

PCS-1900-Right Head Cheek High CH810

DUT: GSM Mobile Phone; Type: DECO; Serial: 35868800000158

Communication System: Generic GSM; Communication System Band: PCS 1900 (1850.0 - 1910.0 MHz);

Frequency: 1909.8 MHz; Communication System PAR: 9.03 dB

Medium parameters used: $f = 1909.8$ MHz; $\sigma = 1.47$ mho/m; $\epsilon_r = 39.6$; $\rho = 1000$ kg/m³

Phantom section: Right Section

Measurement Standard: DASYS (IEEE/IEC/ANSI C63.19-2007)

DASY Configuration:

- Probe: EX3DV4 - SN3755; ConvF(7.84, 7.84, 7.84); Calibrated: 1/20/2012
- Sensor-Surface: 2.5mm (Mechanical Surface Detection)
- Electronics: DAE4 Sn1245; Calibrated: 1/11/2012
- Phantom: Twin SAM Phantom; Type: QD 000 P40 CD; Serial: 1609
- DASYS 52.8.0(692); SEMCAD X 14.6.4(4989)

PCS1900/Right Head Cheek High CH810/Area Scan (6x10x1): Measurement grid: dx=15mm, dy=15mm

Maximum value of SAR (measured) = 1.858 mW/g


PCS1900/Right Head Cheek High CH810/Zoom Scan (7x7x9)/Cube 0: Measurement grid: dx=5mm, dy=5mm, dz=3mm

Reference Value = 31.680 V/m; Power Drift = -0.07 dB

Peak SAR (extrapolated) = 3.505 mW/g

SAR(1 g) = 1.37 mW/g; SAR(10 g) = 0.631 mW/g

Maximum value of SAR (measured) = 2.021 mW/g





Test Laboratory: Compliance Certification Services Inc.

February 25, 2012

PCS-1900-Right Head Tilted Low CH512

DUT: GSM Mobile Phone; Type: DECO; Serial: 35868800000158

Communication System: Generic GSM; Communication System Band: PCS 1900 (1850.0 - 1910.0 MHz);

Frequency: 1850.2 MHz; Communication System PAR: 9.03 dB

Medium parameters used: $f = 1850.2$ MHz; $\sigma = 1.42$ mho/m; $\epsilon_r = 39.87$; $\rho = 1000$ kg/m³

Phantom section: Right Section

Measurement Standard: DASY5 (IEEE/IEC/ANSI C63.19-2007)

DASY Configuration:

- Probe: EX3DV4 - SN3755; ConvF(7.84, 7.84, 7.84); Calibrated: 1/20/2012
- Sensor-Surface: 2.5mm (Mechanical Surface Detection)
- Electronics: DAE4 Sn1245; Calibrated: 1/11/2012
- Phantom: Twin SAM Phantom; Type: QD 000 P40 CD; Serial: 1609
- DASY52 52.8.0(692); SEMCAD X 14.6.4(4989)

PCS1900/Right Head Tilted Low CH512/Area Scan (6x10x1): Measurement grid: dx=15mm, dy=15mm

Maximum value of SAR (measured) = 1.581 mW/g


PCS1900/Right Head Tilted Low CH512/Zoom Scan (7x7x9)/Cube 0: Measurement grid: dx=5mm, dy=5mm, dz=3mm

Reference Value = 31.761 V/m; Power Drift = 0.05 dB

Peak SAR (extrapolated) = 2.736 mW/g

SAR(1 g) = 1.13 mW/g; SAR(10 g) = 0.534 mW/g

Maximum value of SAR (measured) = 1.629 mW/g





Test Laboratory: Compliance Certification Services Inc.

February 25, 2012

PCS-1900-Right Head Tilted Middle CH661

DUT: GSM Mobile Phone; Type: DECO; Serial: 35868800000158

Communication System: Generic GSM; Communication System Band: PCS 1900 (1850.0 - 1910.0 MHz);

Frequency: 1880 MHz; Communication System PAR: 9.03 dB

Medium parameters used: $f = 1880$ MHz; $\sigma = 1.45$ mho/m; $\epsilon_r = 39.74$; $\rho = 1000$ kg/m³

Phantom section: Right Section

Measurement Standard: DASY5 (IEEE/IEC/ANSI C63.19-2007)

DASY Configuration:

- Probe: EX3DV4 - SN3755; ConvF(7.84, 7.84, 7.84); Calibrated: 1/20/2012
- Sensor-Surface: 2.5mm (Mechanical Surface Detection)
- Electronics: DAE4 Sn1245; Calibrated: 1/11/2012
- Phantom: Twin SAM Phantom; Type: QD 000 P40 CD; Serial: 1609
- DASY52 52.8.0(692); SEMCAD X 14.6.4(4989)

PCS1900/Right Head Tilted Middle CH661/Area Scan (6x10x1): Measurement grid: dx=15mm, dy=15mm

Maximum value of SAR (measured) = 1.768 mW/g


PCS1900/Right Head Tilted Middle CH661/Zoom Scan (7x7x9)/Cube 0: Measurement grid: dx=5mm, dy=5mm, dz=3mm

Reference Value = 33.791 V/m; Power Drift = -0.05 dB

Peak SAR (extrapolated) = 3.131 mW/g

SAR(1 g) = 1.27 mW/g; SAR(10 g) = 0.604 mW/g

Maximum value of SAR (measured) = 1.820 mW/g





Test Laboratory: Compliance Certification Services Inc.

February 25, 2012

PCS-1900-Right Head Tilted High CH810

DUT: GSM Mobile Phone; Type: DECO; Serial: 35868800000158

Communication System: Generic GSM; Communication System Band: PCS 1900 (1850.0 - 1910.0 MHz);

Frequency: 1909.8 MHz; Communication System PAR: 9.03 dB

Medium parameters used: $f = 1909.8$ MHz; $\sigma = 1.47$ mho/m; $\epsilon_r = 39.6$; $\rho = 1000$ kg/m³

Phantom section: Right Section

Measurement Standard: DASYS (IEEE/IEC/ANSI C63.19-2007)

DASY Configuration:

- Probe: EX3DV4 - SN3755; ConvF(7.84, 7.84, 7.84); Calibrated: 1/20/2012
- Sensor-Surface: 2.5mm (Mechanical Surface Detection)
- Electronics: DAE4 Sn1245; Calibrated: 1/11/2012
- Phantom: Twin SAM Phantom; Type: QD 000 P40 CD; Serial: 1609
- DASYS 52.8.0(692); SEMCAD X 14.6.4(4989)

PCS1900/Right Head Tilted High CH810/Area Scan (6x10x1): Measurement grid: dx=15mm, dy=15mm

Maximum value of SAR (measured) = 1.680 mW/g

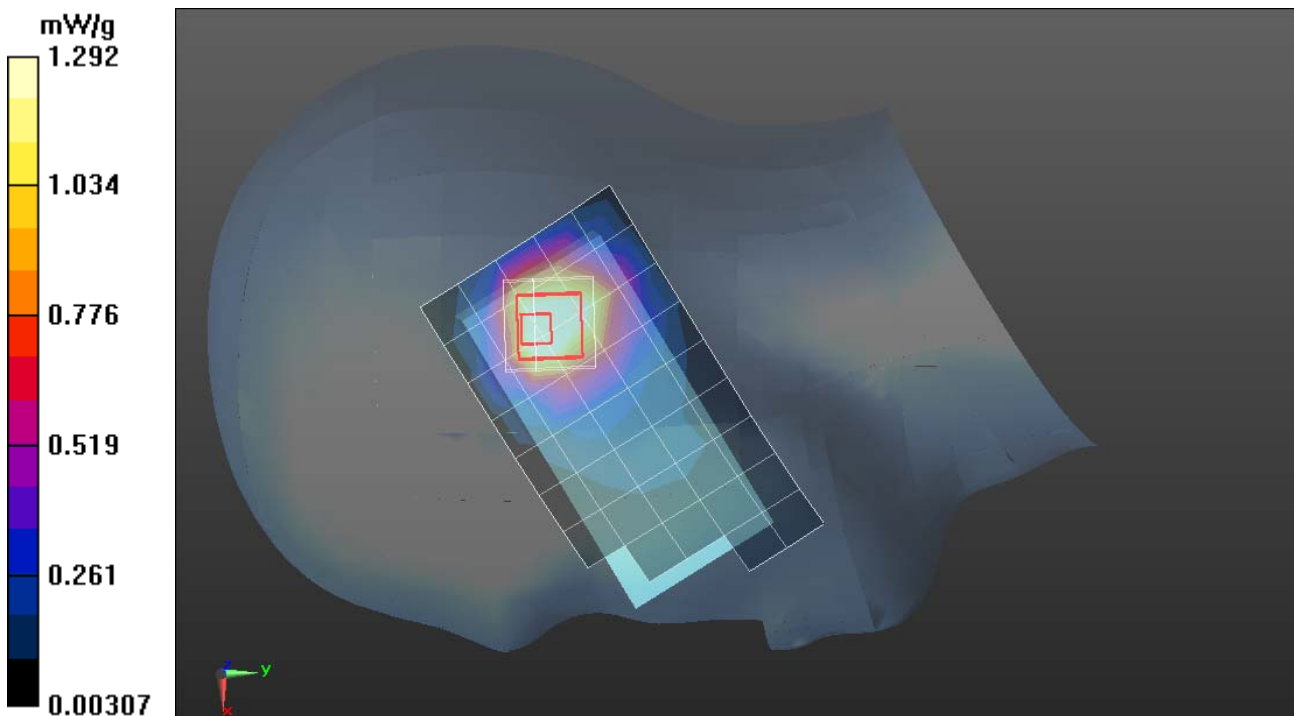
PCS1900/Right Head Tilted High CH810/Zoom Scan (7x7x7)/Cube 0: Measurement grid: dx=5mm, dy=5mm, dz=5mm

Reference Value = 32.751 V/m; Power Drift = -0.09 dB

Peak SAR (extrapolated) = 3.252 mW/g

SAR(1 g) = 1.22 mW/g; SAR(10 g) = 0.576 mW/g

Maximum value of SAR (measured) = 1.292 mW/g





Test Laboratory: Compliance Certification Services Inc.

February 25, 2012

PCS 1900-Left Head Cheek Low CH512

DUT: GSM Mobile Phone; Type: DECO; Serial: 35868800000158

Communication System: Generic GSM; Communication System Band: PCS 1900 (1850.0 - 1910.0 MHz);

Frequency: 1850.2 MHz; Communication System PAR: 9.03 dB

Medium parameters used: $f = 1850.2$ MHz; $\sigma = 1.42$ mho/m; $\epsilon_r = 39.87$; $\rho = 1000$ kg/m³

Phantom section: Left Section

Measurement Standard: DASY5 (IEEE/IEC/ANSI C63.19-2007)

DASY Configuration:

- Probe: EX3DV4 - SN3755; ConvF(7.84, 7.84, 7.84); Calibrated: 1/20/2012
- Sensor-Surface: 2.5mm (Mechanical Surface Detection)
- Electronics: DAE4 Sn1245; Calibrated: 1/11/2012
- Phantom: Twin SAM Phantom; Type: QD 000 P40 CD; Serial: 1609
- DASY52 52.8.0(692); SEMCAD X 14.6.4(4989)

PCS1900/Left Head Cheek Low CH512/Area Scan (6x10x1): Measurement grid: dx=15mm, dy=15mm

Maximum value of SAR (measured) = 1.040 mW/g


PCS1900/Left Head Cheek Low CH512/Zoom Scan (7x7x9)/Cube 0: Measurement grid: dx=5mm, dy=5mm, dz=3mm

Reference Value = 25.439 V/m; Power Drift = -0.01 dB

Peak SAR (extrapolated) = 1.674 mW/g

SAR(1 g) = 0.740 mW/g; SAR(10 g) = 0.366 mW/g

Maximum value of SAR (measured) = 1.057 mW/g





Test Laboratory: Compliance Certification Services Inc.

February 25, 2012

PCS 1900-Left Head Cheek Middle CH661

DUT: GSM Mobile Phone; Type: DECO; Serial: 35868800000158

Communication System: Generic GSM; Communication System Band: PCS 1900 (1850.0 - 1910.0 MHz);

Frequency: 1880 MHz; Communication System PAR: 9.03 dB

Medium parameters used: $f = 1880$ MHz; $\sigma = 1.45$ mho/m; $\epsilon_r = 39.74$; $\rho = 1000$ kg/m³

Phantom section: Left Section

Measurement Standard: DASY5 (IEEE/IEC/ANSI C63.19-2007)

DASY Configuration:

- Probe: EX3DV4 - SN3755; ConvF(7.84, 7.84, 7.84); Calibrated: 1/20/2012
- Sensor-Surface: 2.5mm (Mechanical Surface Detection)
- Electronics: DAE4 Sn1245; Calibrated: 1/11/2012
- Phantom: Twin SAM Phantom; Type: QD 000 P40 CD; Serial: 1609
- DASY52 52.8.0(692); SEMCAD X 14.6.4(4989)

PCS1900/Left Head Cheek Middle CH661/Area Scan (6x10x1): Measurement grid: dx=15mm, dy=15mm

Maximum value of SAR (measured) = 1.263 mW/g


PCS1900/Left Head Cheek Middle CH661/Zoom Scan (8x8x9)/Cube 0: Measurement grid: dx=5mm, dy=5mm, dz=3mm

Reference Value = 27.998 V/m; Power Drift = -0.12 dB

Peak SAR (extrapolated) = 2.041mW/g

SAR(1 g) = 0.892 mW/g; SAR(10 g) = 0.441 mW/g

Maximum value of SAR (measured) = 1.259 mW/g





Test Laboratory: Compliance Certification Services Inc.

February 25, 2012

PCS 1900-Left Head Cheek High CH810

DUT: GSM Mobile Phone; Type: DECO; Serial: 35868800000158

Communication System: Generic GSM; Communication System Band: PCS 1900 (1850.0 - 1910.0 MHz);

Frequency: 1909.8 MHz; Communication System PAR: 9.03 dB

Medium parameters used: $f = 1909.8$ MHz; $\sigma = 1.47$ mho/m; $\epsilon_r = 39.6$; $\rho = 1000$ kg/m³

Phantom section: Left Section

Measurement Standard: DASY5 (IEEE/IEC/ANSI C63.19-2007)

DASY Configuration:

- Probe: EX3DV4 - SN3755; ConvF(7.84, 7.84, 7.84); Calibrated: 1/20/2012
- Sensor-Surface: 2.5mm (Mechanical Surface Detection)
- Electronics: DAE4 Sn1245; Calibrated: 1/11/2012
- Phantom: Twin SAM Phantom; Type: QD 000 P40 CD; Serial: 1609
- DASY52 52.8.0(692); SEMCAD X 14.6.4(4989)

PCS1900/Left Head Cheek High CH810/Area Scan (6x10x1): Measurement grid: dx=15mm, dy=15mm

Maximum value of SAR (measured) = 1.317 mW/g

PCS1900/Left Head Cheek High CH810/Zoom Scan (7x7x9)/Cube 0: Measurement grid: dx=5mm,


dy=5mm, dz=3mm

Reference Value = 28.605 V/m; Power Drift = -0.08 dB

Peak SAR (extrapolated) = 2.134 mW/g

SAR(1 g) = 0.920 mW/g; SAR(10 g) = 0.457 mW/g

Maximum value of SAR (measured) = 1.307 mW/g





Test Laboratory: Compliance Certification Services Inc.

February 25, 2012

PCS 1900-Left Head Tilted Low CH512

DUT: GSM Mobile Phone; Type: DECO; Serial: 35868800000158

Communication System: Generic GSM; Communication System Band: PCS 1900 (1850.0 - 1910.0 MHz);

Frequency: 1850.2 MHz; Communication System PAR: 9.03 dB

Medium parameters used: $f = 1850.2$ MHz; $\sigma = 1.42$ mho/m; $\epsilon_r = 39.87$; $\rho = 1000$ kg/m³

Phantom section: Left Section

Measurement Standard: DASYS (IEEE/IEC/ANSI C63.19-2007)

DASY Configuration:

- Probe: EX3DV4 - SN3755; ConvF(7.84, 7.84, 7.84); Calibrated: 1/20/2012
- Sensor-Surface: 2.5mm (Mechanical Surface Detection)
- Electronics: DAE4 Sn1245; Calibrated: 1/11/2012
- Phantom: Twin SAM Phantom; Type: QD 000 P40 CD; Serial: 1609
- DASYS 52.8.0(692); SEMCAD X 14.6.4(4989)

PCS1900/Left Head Tilted Low CH512/Area Scan (6x10x1): Measurement grid: dx=15mm, dy=15mm

Maximum value of SAR (measured) = 1.200 mW/g

PCS1900/Left Head Tilted Low CH512/Zoom Scan (7x7x9)/Cube 0: Measurement grid: dx=5mm,


dy=5mm, dz=3mm

Reference Value = 28.486 V/m; Power Drift = -0.16 dB

Peak SAR (extrapolated) = 1.861 mW/g

SAR(1 g) = 0.826 mW/g; SAR(10 g) = 0.410 mW/g

Maximum value of SAR (measured) = 1.150 mW/g





Test Laboratory: Compliance Certification Services Inc.

February 25, 2012

PCS 1900-Left Head Tilted Middle CH661

DUT: GSM Mobile Phone; Type: DECO; Serial: 35868800000158

Communication System: Generic GSM; Communication System Band: PCS 1900 (1850.0 - 1910.0 MHz);

Frequency: 1880 MHz; Communication System PAR: 9.03 dB

Medium parameters used: $f = 1880$ MHz; $\sigma = 1.45$ mho/m; $\epsilon_r = 39.74$; $\rho = 1000$ kg/m³

Phantom section: Left Section

Measurement Standard: DASYS (IEEE/IEC/ANSI C63.19-2007)

DASY Configuration:

- Probe: EX3DV4 - SN3755; ConvF(7.84, 7.84, 7.84); Calibrated: 1/20/2012
- Sensor-Surface: 2.5mm (Mechanical Surface Detection)
- Electronics: DAE4 Sn1245; Calibrated: 1/11/2012
- Phantom: Twin SAM Phantom; Type: QD 000 P40 CD; Serial: 1609
- DASYS 52.8.0(692); SEMCAD X 14.6.4(4989)

PCS1900/Left Head Tilted Middle CH661/Area Scan (6x10x1): Measurement grid: dx=15mm, dy=15mm

Maximum value of SAR (measured) = 1.330 mW/g

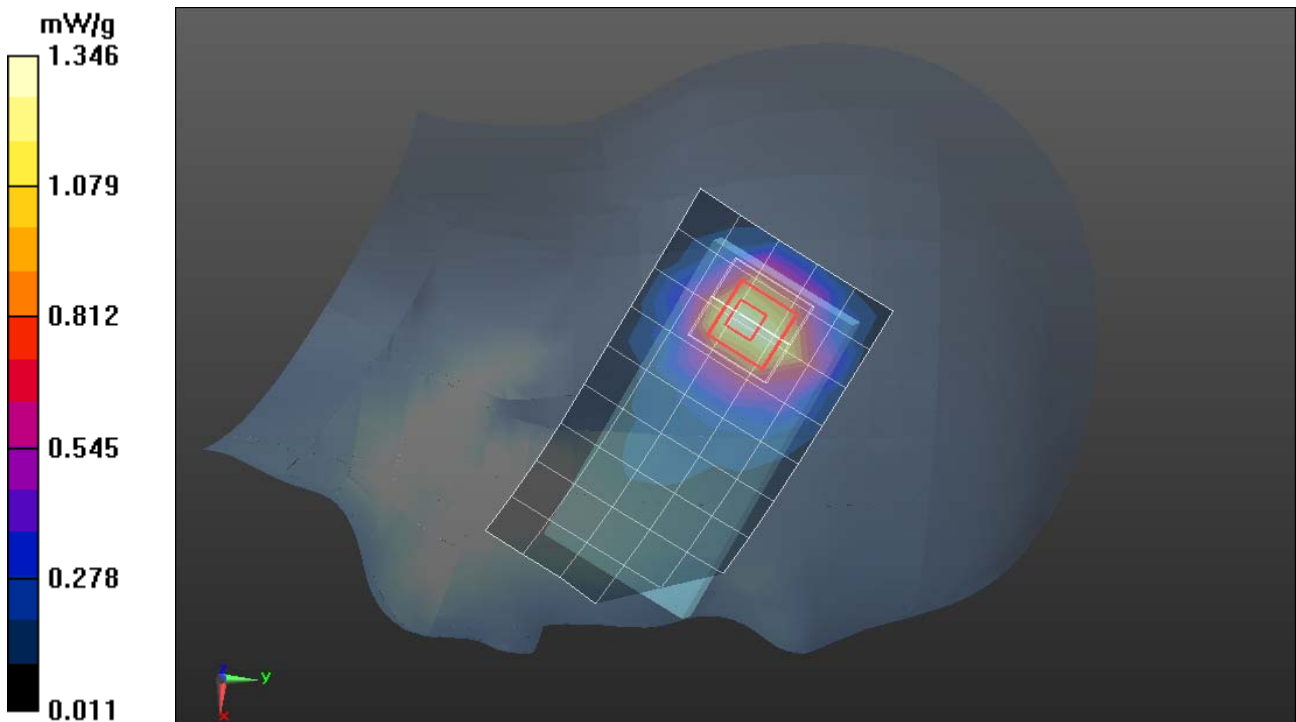
PCS1900/Left Head Tilted Middle CH661/Zoom Scan (7x7x9)/Cube 0: Measurement grid: dx=5mm, dy=5mm, dz=3mm

Reference Value = 30.313 V/m; Power Drift = -0.15 dB

Peak SAR (extrapolated) = 2.149 mW/g

SAR(1 g) = 0.958 mW/g; SAR(10 g) = 0.482 mW/g

Maximum value of SAR (measured) = 1.346 mW/g





Test Laboratory: Compliance Certification Services Inc.

February 25, 2012

PCS 1900-Left Head Tilted High CH810

DUT: GSM Mobile Phone; Type: DECO; Serial: 35868800000158

Communication System: Generic GSM; Communication System Band: PCS 1900 (1850.0 - 1910.0 MHz);

Frequency: 1880 MHz; Communication System PAR: 9.03 dB

Medium parameters used: $f = 1880$ MHz; $\sigma = 1.45$ mho/m; $\epsilon_r = 39.74$; $\rho = 1000$ kg/m³

Phantom section: Left Section

Measurement Standard: DASY5 (IEEE/IEC/ANSI C63.19-2007)

DASY Configuration:

- Probe: EX3DV4 - SN3755; ConvF(7.84, 7.84, 7.84); Calibrated: 1/20/2012
- Sensor-Surface: 2.5mm (Mechanical Surface Detection)
- Electronics: DAE4 Sn1245; Calibrated: 1/11/2012
- Phantom: Twin SAM Phantom; Type: QD 000 P40 CD; Serial: 1609
- DASY52 52.8.0(692); SEMCAD X 14.6.4(4989)

PCS1900/Left Head Tilted High CH810/Area Scan (6x10x1): Measurement grid: dx=15mm, dy=15mm

Maximum value of SAR (measured) = 1.330 mW/g

PCS1900/Left Head Tilted High CH810/Zoom Scan (7x7x9)/Cube 0: Measurement grid: dx=5mm, dy=5mm, dz=3mm


Reference Value = 30.411 V/m; Power Drift = -0.17 dB

Peak SAR (extrapolated) = 2.164 mW/g

Peak SAR (extrapolated) = 2.164 mW/g

SAR(1 g) = 0.952 mW/g; SAR(10 g) = 0.482 mW/g

Maximum value of SAR (measured) = 1.343 mW/g





Test Laboratory: Compliance Certification Services Inc.

February 25, 2012

GSM 850-Body Up High CH251

DUT: GSM Mobile Phone; Type: DECO; Serial: 35868800000158

Communication System: Generic GSM; Communication System Band: GSM 850 (824.0 - 849.0 MHz);

Frequency: 848.6 MHz; Communication System PAR: 9.03 dB

Medium parameters used (interpolated): $f = 848.6$ MHz; $\sigma = 0.969$ mho/m; $\epsilon_r = 55.752$; $\rho = 1000$ kg/m³

Phantom section: Flat Section

Measurement Standard: DASYS (IEEE/IEC/ANSI C63.19-2007)

DASY Configuration:

- Probe: EX3DV4 - SN3755; ConvF(9.07, 9.07, 9.07); Calibrated: 1/20/2012
- Sensor-Surface: 2.5mm (Mechanical Surface Detection)
- Electronics: DAE4 Sn1245; Calibrated: 1/11/2012
- Phantom: Twin SAM Phantom; Type: QD 000 P40 CD; Serial: 1609
- DASYS 52.8.0(692); SEMCAD X 14.6.4(4989)

GSM 850/GSM850 Body Up High CH251/Area Scan (6x10x1): Measurement grid: dx=15mm, dy=15mm

Maximum value of SAR (measured) = 0.515 mW/g

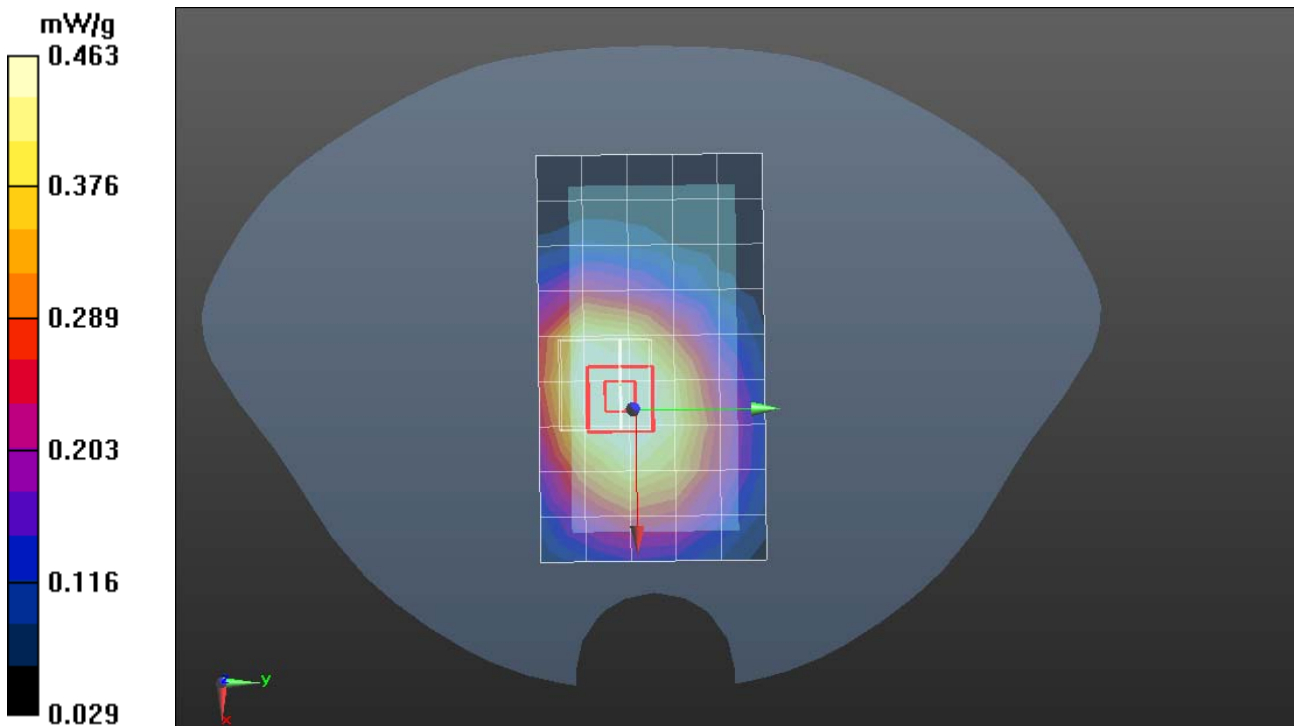
GSM 850/GSM850 Body Up High CH251/Zoom Scan (7x7x7)/Cube 0: Measurement grid: dx=5mm, dy=5mm, dz=5mm

Reference Value = 21.614 V/m; Power Drift = -0.11 dB

Peak SAR (extrapolated) = 0.616 mW/g

SAR(1 g) = 0.437 mW/g; SAR(10 g) = 0.305 mW/g

Maximum value of SAR (measured) = 0.463 mW/g





Test Laboratory: Compliance Certification Services Inc.

February 25, 2012

GSM 850-Body Down Low CH128

DUT: GSM Mobile Phone; Type: DECO; Serial: 35868800000158

Communication System: Generic GSM; Communication System Band: GSM 850 (824.0 - 849.0 MHz);

Frequency: 824.2 MHz; Communication System PAR: 9.03 dB

Medium parameters used (interpolated): $f = 824.2$ MHz; $\sigma = 0.95$ mho/m; $\epsilon_r = 55.959$; $\rho = 1000$ kg/m³

Phantom section: Flat Section

Measurement Standard: DASYS (IEEE/IEC/ANSI C63.19-2007)

DASY Configuration:

- Probe: EX3DV4 - SN3755; ConvF(9.07, 9.07, 9.07); Calibrated: 1/20/2012
- Sensor-Surface: 2.5mm (Mechanical Surface Detection)
- Electronics: DAE4 Sn1245; Calibrated: 1/11/2012
- Phantom: Twin SAM Phantom; Type: QD 000 P40 CD; Serial: 1609
- DASYS 52.8.0(692); SEMCAD X 14.6.4(4989)

GSM 850/GSM850 Body Down Low CH128/Area Scan (6x10x1): Measurement grid: dx=15mm, dy=15mm

Maximum value of SAR (measured) = 0.907 mW/g

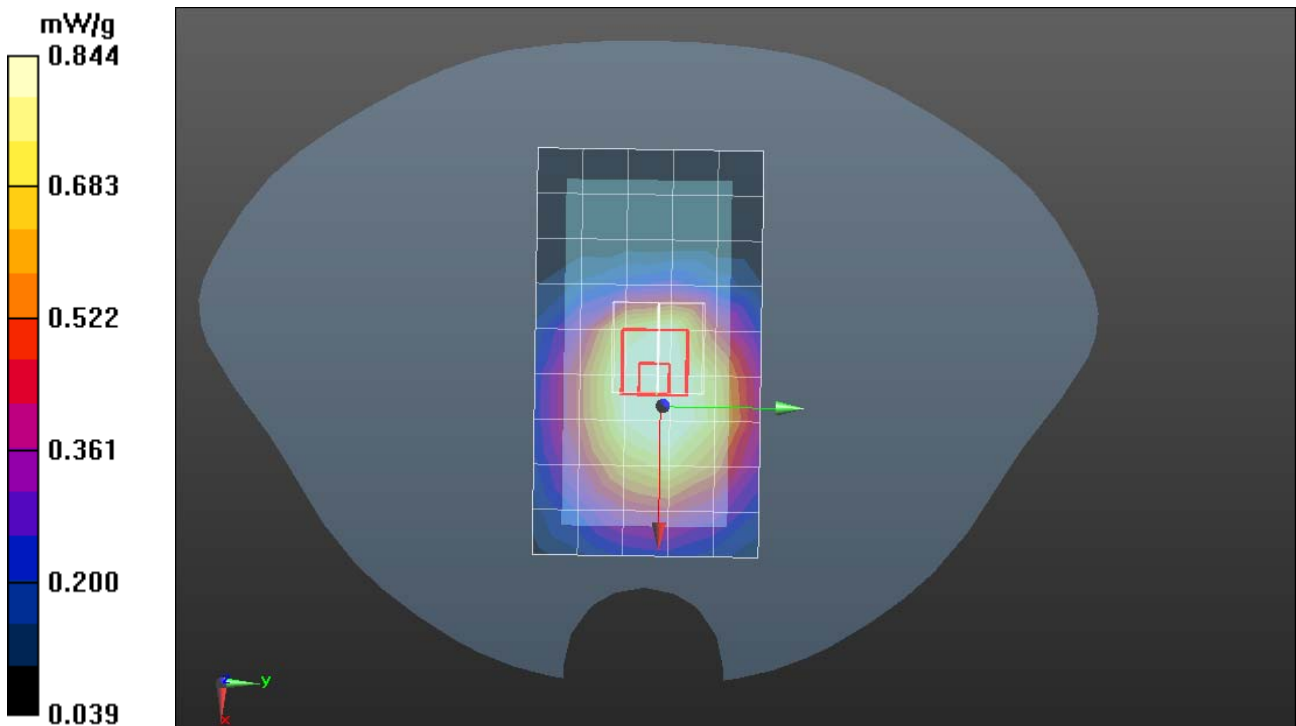
GSM 850/GSM850 Body Down Low CH128/Zoom Scan (7x7x7)/Cube 0: Measurement grid: dx=5mm, dy=5mm, dz=5mm

Reference Value = 31.900 V/m; Power Drift = -0.06 dB

Peak SAR (extrapolated) = 1.111 mW/g

SAR(1 g) = 0.795 mW/g; SAR(10 g) = 0.544 mW/g

Maximum value of SAR (measured) = 0.844 mW/g





Test Laboratory: Compliance Certification Services Inc.

February 25, 2012

GSM 850-Body Down Middle CH190

DUT: GSM Mobile Phone; Type: DECO; Serial: 35868800000158

Communication System: Generic GSM; Communication System Band: GSM 850 (824.0 - 849.0 MHz);

Frequency: 836.6 MHz; Communication System PAR: 9.03 dB

Medium parameters used (interpolated): $f = 836.6$ MHz; $\sigma = 0.96$ mho/m; $\epsilon_r = 55.858$; $\rho = 1000$ kg/m³

Phantom section: Flat Section

Measurement Standard: DASYS (IEEE/IEC/ANSI C63.19-2007)

DASY Configuration:

- Probe: EX3DV4 - SN3755; ConvF(9.07, 9.07, 9.07); Calibrated: 1/20/2012
- Sensor-Surface: 2.5mm (Mechanical Surface Detection)
- Electronics: DAE4 Sn1245; Calibrated: 1/11/2012
- Phantom: Twin SAM Phantom; Type: QD 000 P40 CD; Serial: 1609
- DASYS 52.8.0(692); SEMCAD X 14.6.4(4989)

GSM 850/GSM850 Body Down Middle CH190/Area Scan (6x10x1): Measurement grid: dx=15mm, dy=15mm

Maximum value of SAR (measured) = 1.050 mW/g

GSM 850/GSM850 Body Down Middle CH190/Zoom Scan (7x7x7)/Cube 0: Measurement grid:

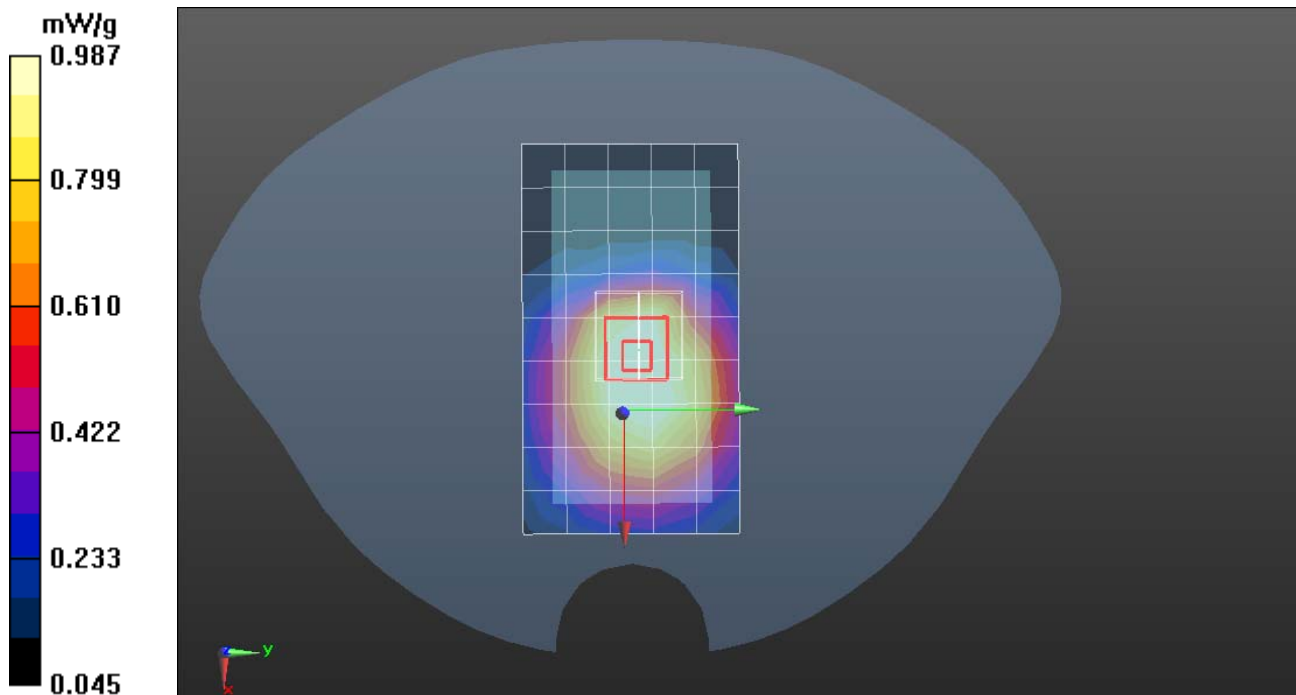
dx=5mm, dy=5mm, dz=5mm

Reference Value = 34.140 V/m; Power Drift = -0.02 dB

Peak SAR (extrapolated) = 1.302 mW/g

SAR(1 g) = 0.928 mW/g; SAR(10 g) = 0.632 mW/g

Maximum value of SAR (measured) = 0.987 mW/g





Test Laboratory: Compliance Certification Services Inc.

February 25, 2012

GSM 850-Body Down High CH251

DUT: GSM Mobile Phone; Type: DECO; Serial: 35868800000158

Communication System: Generic GSM; Communication System Band: GSM 850 (824.0 - 849.0 MHz);

Frequency: 848.6 MHz; Communication System PAR: 9.03 dB

Medium parameters used (interpolated): $f = 848.6$ MHz; $\sigma = 0.969$ mho/m; $\epsilon_r = 55.752$; $\rho = 1000$ kg/m³

Phantom section: Flat Section

Measurement Standard: DASYS (IEEE/IEC/ANSI C63.19-2007)

DASY Configuration:

- Probe: EX3DV4 - SN3755; ConvF(9.07, 9.07, 9.07); Calibrated: 1/20/2012
- Sensor-Surface: 2.5mm (Mechanical Surface Detection)
- Electronics: DAE4 Sn1245; Calibrated: 1/11/2012
- Phantom: Twin SAM Phantom; Type: QD 000 P40 CD; Serial: 1609
- DASYS 52.8.0(692); SEMCAD X 14.6.4(4989)

GSM 850/GSM850 Body Down High CH251/Area Scan (6x10x1): Measurement grid: dx=15mm, dy=15mm

Maximum value of SAR (measured) = 0.953 mW/g

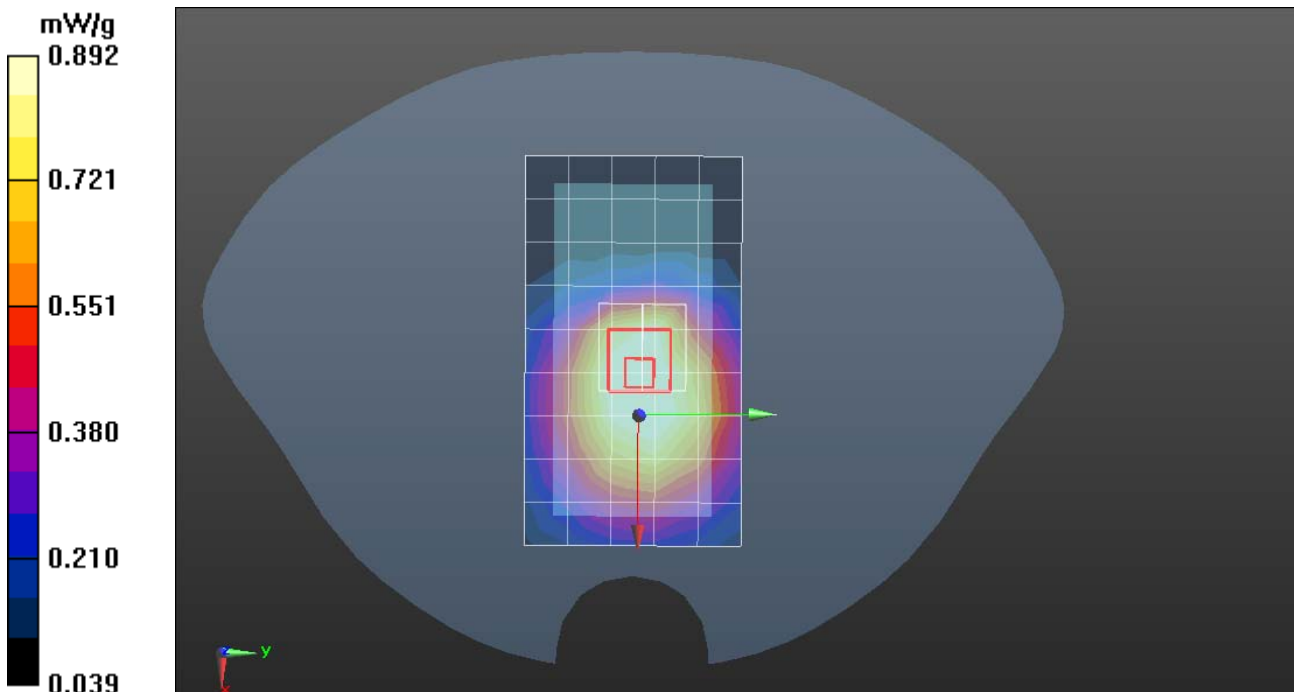
GSM 850/GSM850 Body Down High CH251/Zoom Scan (7x7x7)/Cube 0: Measurement grid: dx=5mm, dy=5mm, dz=5mm

Reference Value = 32.471 V/m; Power Drift = -0.10 dB

Peak SAR (extrapolated) = 1.199 mW/g

SAR(1 g) = 0.841 mW/g; SAR(10 g) = 0.568 mW/g

Maximum value of SAR (measured) = 0.892 mW/g





Test Laboratory: Compliance Certification Services Inc.

February 25, 2012

GPRS 850-Body Up High CH251

DUT: GSM Mobile Phone; Type: DECO; Serial: 35868800000158

Communication System: Generic GSM; Communication System Band: GPRS 850 (824.0 - 849.0 MHz);

Frequency: 848.6 MHz; Communication System PAR: 3.01 dB

Medium parameters used (interpolated): $f = 848.6$ MHz; $\sigma = 0.969$ mho/m; $\epsilon_r = 55.752$; $\rho = 1000$ kg/m³

Phantom section: Flat Section

Measurement Standard: DASYS (IEEE/IEC/ANSI C63.19-2007)

DASY5 Configuration:

- Probe: EX3DV4 - SN3755; ConvF(9.07, 9.07, 9.07); Calibrated: 1/20/2012
- Sensor-Surface: 2.5mm (Mechanical Surface Detection)
- Electronics: DAE4 Sn1245; Calibrated: 1/11/2012
- Phantom: Twin SAM Phantom; Type: QD 000 P40 CD; Serial: 1609
- Measurement SW: DASYS2, Version 52.6 (1); SEMCAD X Version 14.4.2 (2595)

GPRS 850/GPRS850 Body Up High CH251/Area Scan (6x9x1): Measurement grid: dx=15mm, dy=15mm

Maximum value of SAR (measured) = 0.808 mW/g

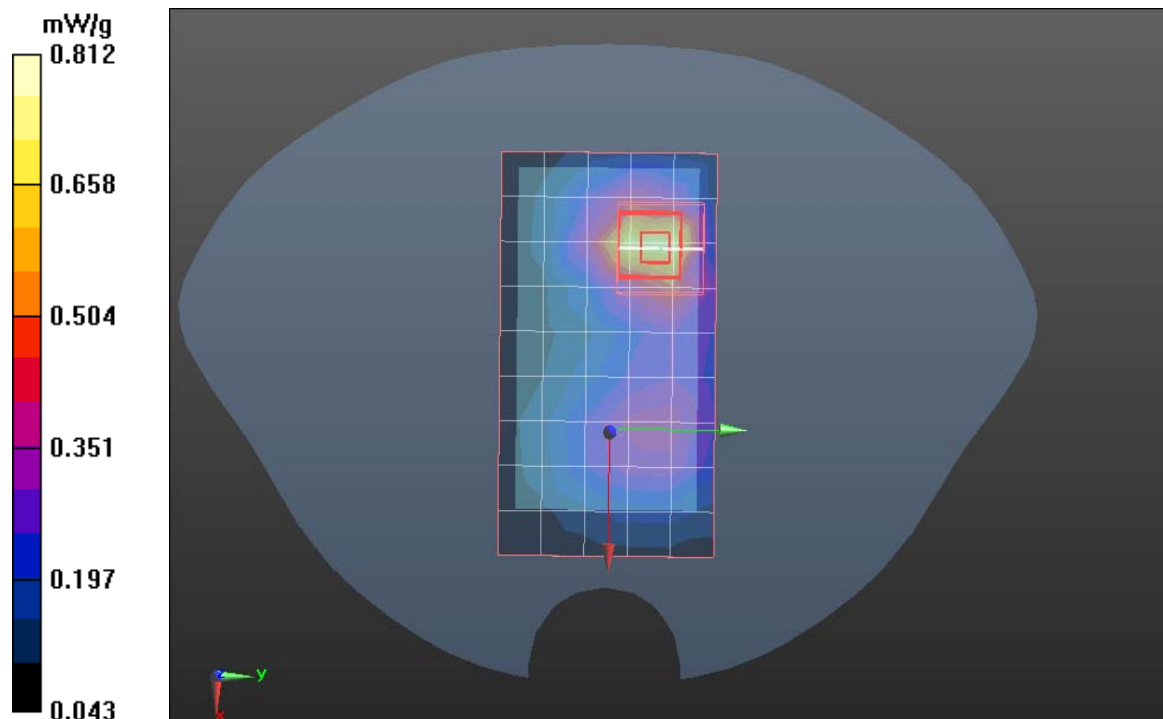
GPRS 850/GPRS850 Body Up High CH251/Zoom Scan (7x7x9)/Cube 0: Measurement grid: dx=5mm, dy=5mm, dz=5mm

Reference Value = 28.993 V/m; Power Drift = -0.03 dB

Peak SAR (extrapolated) = 1.084 W/kg

SAR(1 g) = 0.459 mW/g; SAR(10 g) = 0.324 mW/g

Maximum value of SAR (measured) = 0.812 mW/g





Test Laboratory: Compliance Certification Services Inc.

February 25, 2012

GPRS 850-Body Down High CH251

DUT: GSM Mobile Phone; Type: DECO; Serial: 35868800000158

Communication System: Generic GSM; Communication System Band: GPRS 850 (824.0 - 849.0 MHz);

Frequency: 848.6 MHz; Communication System PAR: 3.01 dB

Medium parameters used (interpolated): $f = 848.6$ MHz; $\sigma = 0.969$ mho/m; $\epsilon_r = 55.752$; $\rho = 1000$ kg/m³

Phantom section: Flat Section

Measurement Standard: DASY5 (IEEE/IEC/ANSI C63.19-2007)

DASY5 Configuration:

- Probe: EX3DV4 - SN3755; ConvF(9.07, 9.07, 9.07); Calibrated: 1/20/2012
- Sensor-Surface: 2.5mm (Mechanical Surface Detection)
- Electronics: DAE4 Sn1245; Calibrated: 1/11/2012
- Phantom: Twin SAM Phantom; Type: QD 000 P40 CD; Serial: 1609
- Measurement SW: DASY52, Version 52.6 (1); SEMCAD X Version 14.4.2 (2595)

GPRS 850/GPRS850 Body Down High CH251/Area Scan (6x9x1): Measurement grid: dx=15mm, dy=15mm

Maximum value of SAR (measured) = 0.927 mW/g

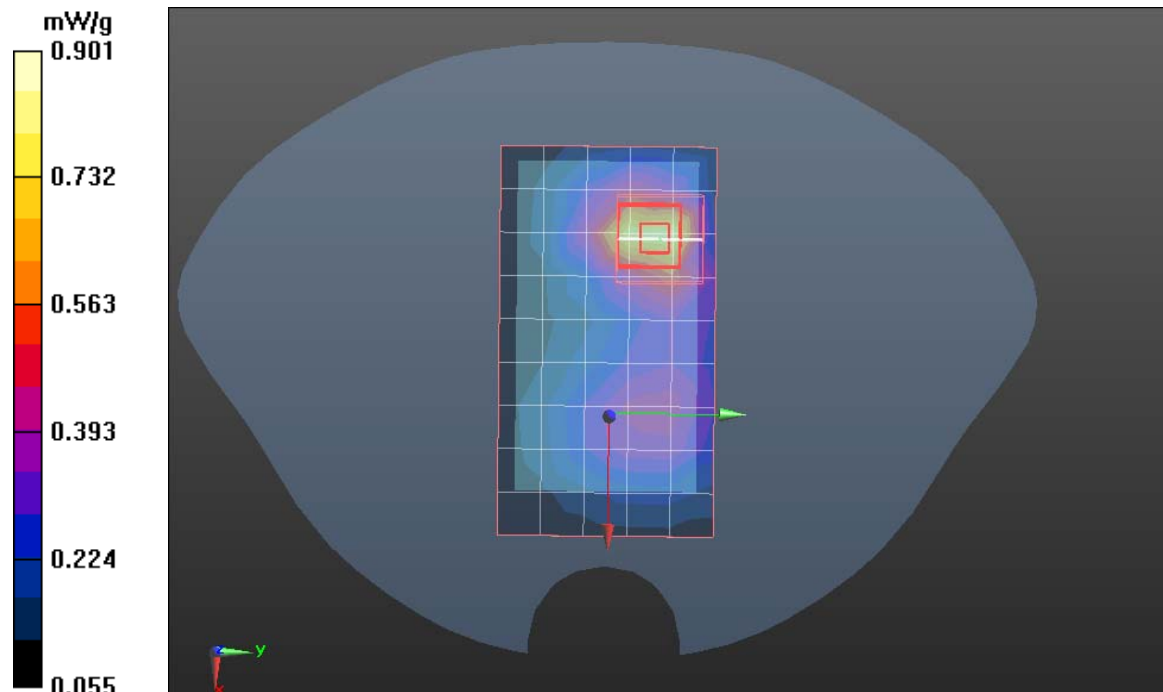
GPRS 850/GPRS850 Body Down High CH251/Zoom Scan (7x7x9)/Cube 0: Measurement grid: dx=5mm, dy=5mm, dz=5mm

Reference Value = 18.903 V/m; Power Drift = 0.0022 dB

Peak SAR (extrapolated) = 0.384 W/kg

SAR(1 g) = 0.563 mW/g; SAR(10 g) = 0.330 mW/g

Maximum value of SAR (measured) = 0.901 mW/g





Test Laboratory: Compliance Certification Services Inc.

February 25, 2012

PCS1900-Body Up High CH810

DUT: GSM Mobile Phone; Type: DECO; Serial: 35868800000158

Communication System: Generic GSM; Communication System Band: PCS 1900 (1850.0 - 1910.0 MHz);

Frequency: 1909.8 MHz; Communication System PAR: 9.03 dB

Medium parameters used: $f = 1909.8$ MHz; $\sigma = 1.54$ mho/m; $\epsilon_r = 52.3$; $\rho = 1000$ kg/m³

Phantom section: Flat Section

Measurement Standard: DASYS (IEEE/IEC/ANSI C63.19-2007)

DASY Configuration:

- Probe: EX3DV4 - SN3755; ConvF(7.23, 7.23, 7.23); Calibrated: 1/20/2012
- Sensor-Surface: 2.5mm (Mechanical Surface Detection)
- Electronics: DAE4 Sn1245; Calibrated: 1/11/2012
- Phantom: Twin SAM Phantom; Type: QD 000 P40 CD; Serial: 1609
- DASYS 52.8.0(692); SEMCAD X 14.6.4(4989)

GSM1900/GSM1900 Body Up High CH810/Area Scan (6x10x1): Measurement grid: dx=15mm, dy=15mm

Maximum value of SAR (measured) = 0.804 mW/g

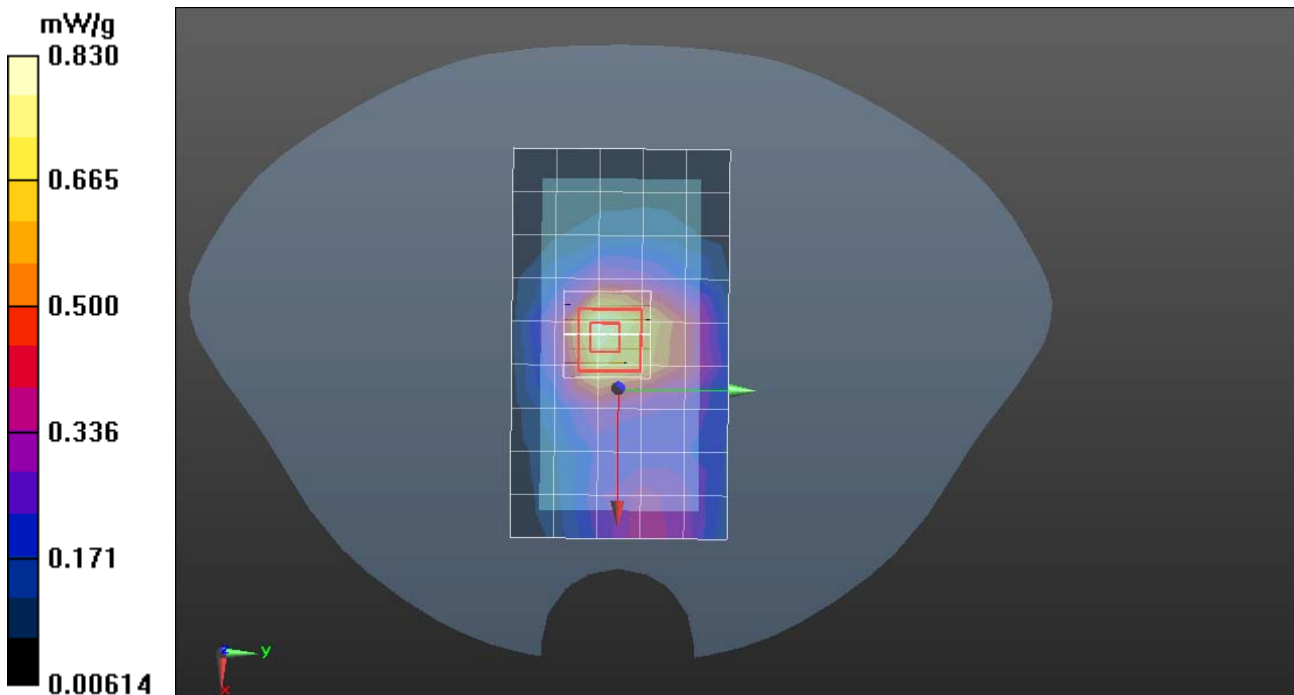
GSM1900/GSM1900 Body Up High CH810/Zoom Scan (7x7x9)/Cube 0: Measurement grid: dx=5mm, dy=5mm, dz=3mm

Reference Value = 22.547 V/m; Power Drift = 0.0092 dB

Peak SAR (extrapolated) = 1.316 mW/g

SAR(1 g) = 0.596 mW/g; SAR(10 g) = 0.296 mW/g

Maximum value of SAR (measured) = 0.830 mW/g





Test Laboratory: Compliance Certification Services Inc.

February 25, 2012

PCS1900-Body Down Low CH512

DUT: GSM Mobile Phone; Type: DECO; Serial: 35868800000158

Communication System: Generic GSM; Communication System Band: PCS 1900 (1850.0 - 1910.0 MHz);

Frequency: 1850.2 MHz; Communication System PAR: 9.03 dB

Medium parameters used: $f = 1850.2$ MHz; $\sigma = 1.53$ mho/m; $\epsilon_r = 51.24$; $\rho = 1000$ kg/m³

Phantom section: Flat Section

Measurement Standard: DASYS (IEEE/IEC/ANSI C63.19-2007)

DASY Configuration:

- Probe: EX3DV4 - SN3755; ConvF(7.23, 7.23, 7.23); Calibrated: 1/20/2012
- Sensor-Surface: 2.5mm (Mechanical Surface Detection)
- Electronics: DAE4 Sn1245; Calibrated: 1/11/2012
- Phantom: Twin SAM Phantom; Type: QD 000 P40 CD; Serial: 1609
- DASYS 52.8.0(692); SEMCAD X 14.6.4(4989)

GSM1900/GSM1900 Body Down Low CH512/Area Scan (6x10x1): Measurement grid: dx=15mm, dy=15mm

Maximum value of SAR (measured) = 0.804 mW/g

GSM1900/GSM1900 Body Down Low CH512/Zoom Scan (7x8x9)/Cube 0: Measurement grid:

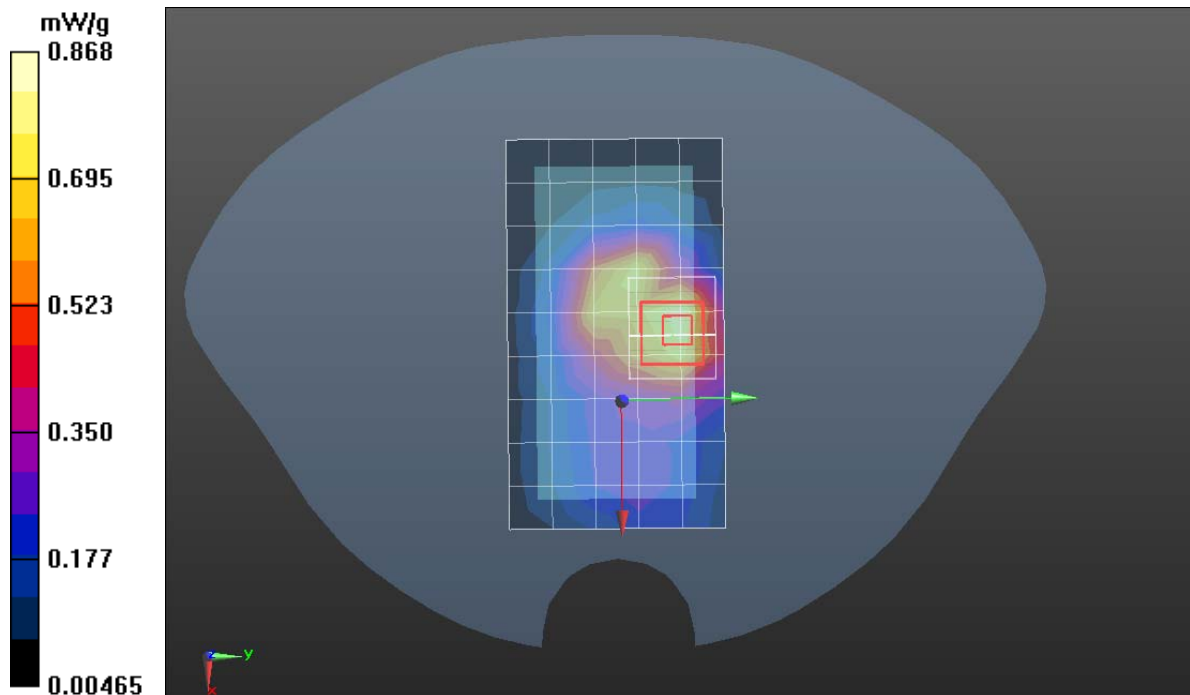
dx=5mm, dy=5mm, dz=3mm

Reference Value = 20.149 V/m; Power Drift = 0.03 dB

Peak SAR (extrapolated) = 1.386 mW/g

SAR(1 g) = 0.626 mW/g; SAR(10 g) = 0.309 mW/g

Maximum value of SAR (measured) = 0.868 mW/g





Test Laboratory: Compliance Certification Services Inc.

February 25, 2012

PCS1900-Body Down Middle CH661

DUT: GSM Mobile Phone; Type: DECO; Serial: 35868800000158

Communication System: Generic GSM; Communication System Band: PCS 1900 (1850.0 - 1910.0 MHz);

Frequency: 1880 MHz; Communication System PAR: 9.03 dB

Medium parameters used: $f = 1880$ MHz; $\sigma = 1.534$ mho/m; $\epsilon_r = 51.14$; $\rho = 1000$ kg/m³

Phantom section: Flat Section

Measurement Standard: DASYS (IEEE/IEC/ANSI C63.19-2007)

DASY Configuration:

- Probe: EX3DV4 - SN3755; ConvF(7.23, 7.23, 7.23); Calibrated: 1/20/2012
- Sensor-Surface: 2.5mm (Mechanical Surface Detection)
- Electronics: DAE4 Sn1245; Calibrated: 1/11/2012
- Phantom: Twin SAM Phantom; Type: QD 000 P40 CD; Serial: 1609
- DASYS 52.8.0(692); SEMCAD X 14.6.4(4989)

GSM1900/GSM1900 Body Down Middle CH661/Area Scan (6x10x1): Measurement grid: dx=15mm, dy=15mm

Maximum value of SAR (measured) = 0.788 mW/g

GSM1900/GSM1900 Body Down Middle CH661/Zoom Scan (7x7x9)/Cube 0: Measurement grid:

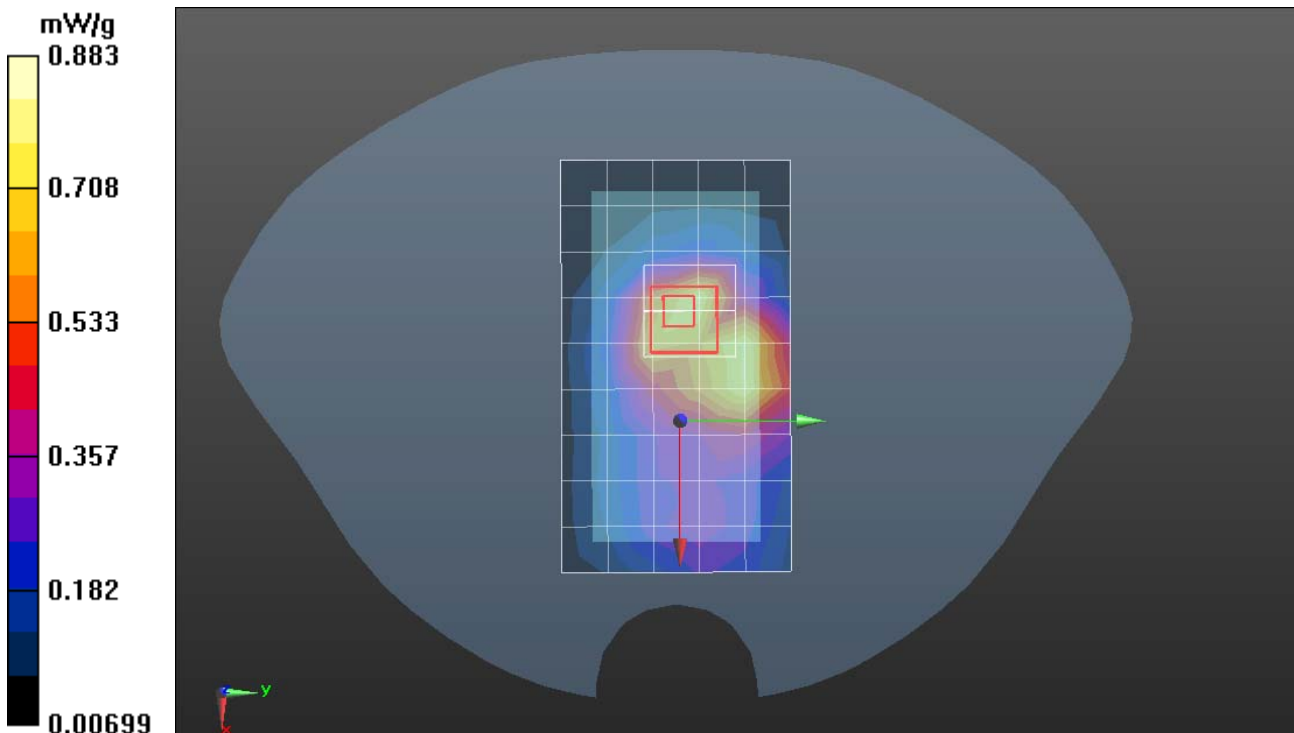
dx=5mm, dy=5mm, dz=3mm

Reference Value = 19.907 V/m; Power Drift = 0.07 dB

Peak SAR (extrapolated) = 1.436 mW/g

SAR(1 g) = 0.620 mW/g; SAR(10 g) = 0.305 mW/g

Maximum value of SAR (measured) = 0.883 mW/g





Test Laboratory: Compliance Certification Services Inc.

February 25, 2012

PCS1900-Body Down High CH810

DUT: GSM Mobile Phone; Type: DECO; Serial: 35868800000158

Communication System: Generic GSM; Communication System Band: PCS 1900 (1850.0 - 1910.0 MHz);

Frequency: 1909.8 MHz; Communication System PAR: 9.03 dB

Medium parameters used: $f = 1909.8$ MHz; $\sigma = 1.54$ mho/m; $\epsilon_r = 52.3$; $\rho = 1000$ kg/m³

Phantom section: Flat Section

Measurement Standard: DASYS (IEEE/IEC/ANSI C63.19-2007)

DASY Configuration:

- Probe: EX3DV4 - SN3755; ConvF(7.23, 7.23, 7.23); Calibrated: 1/20/2012
- Sensor-Surface: 2.5mm (Mechanical Surface Detection)
- Electronics: DAE4 Sn1245; Calibrated: 1/11/2012
- Phantom: Twin SAM Phantom; Type: QD 000 P40 CD; Serial: 1609
- DASYS 52.8.0(692); SEMCAD X 14.6.4(4989)

GSM1900/GSM1900 Body Down High CH810/Area Scan (6x10x1): Measurement grid: dx=15mm, dy=15mm

Maximum value of SAR (measured) = 0.786 mW/g

GSM1900/GSM1900 Body Down High CH810/Zoom Scan (7x7x9)/Cube 0: Measurement grid:

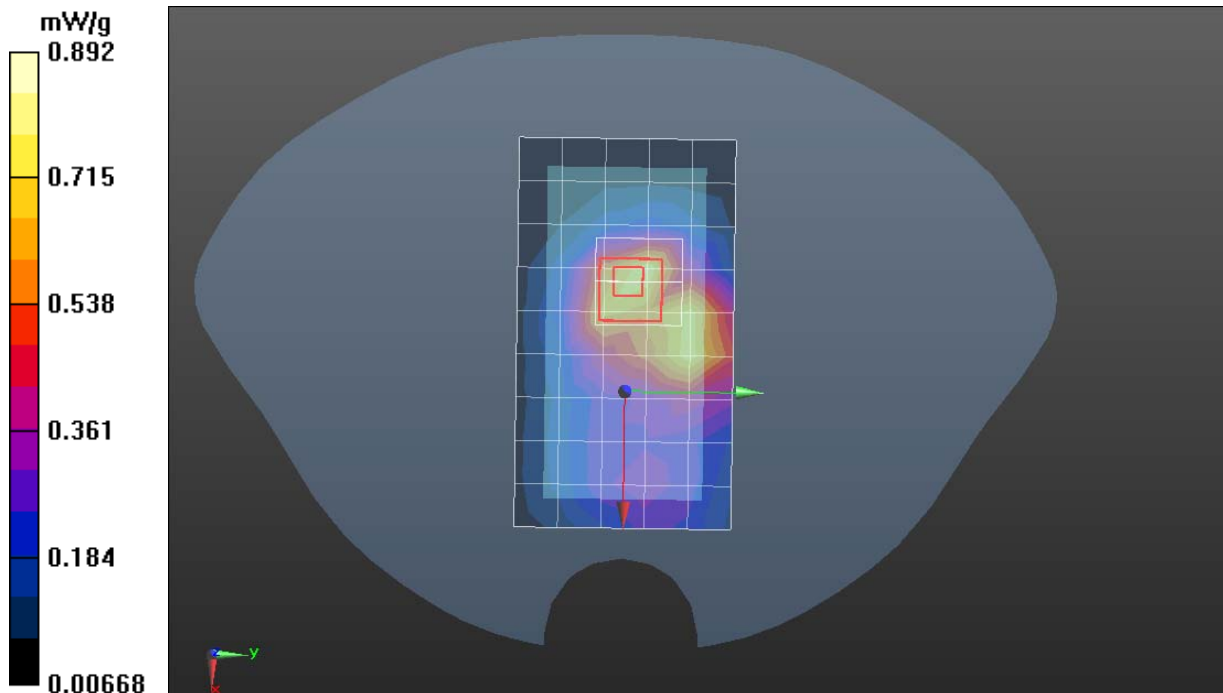
dx=5mm, dy=5mm, dz=3mm

Reference Value = 19.609 V/m; Power Drift = 0.02 dB

Peak SAR (extrapolated) = 1.385 mW/g

SAR(1 g) = 0.822 mW/g; SAR(10 g) = 0.503 mW/g

Maximum value of SAR (measured) = 0.892 mW/g





Test Laboratory: Compliance Certification Services Inc.

February 25, 2012

GPRS1900-Body Up High CH810

DUT: GSM Mobile Phone; Type: DECO; Serial: 35868800000158

Communication System: Generic GSM; Communication System Band: GPRS 1900 (1850.0 - 1910.0 MHz); Frequency: 1909.8 MHz; Communication System PAR: 3.01 dB

Medium parameters used: $f = 1909.8$ MHz; $\sigma = 1.54$ mho/m; $\epsilon_r = 52.3$; $\rho = 1000$ kg/m³

Phantom section: Flat Section

Measurement Standard: DASYS (IEEE/IEC/ANSI C63.19-2007)

DASY5 Configuration:

- Probe: EX3DV4 - SN3755; ConvF(7.23, 7.23, 7.23); Calibrated: 1/20/2012
- Sensor-Surface: 2.5mm (Mechanical Surface Detection)
- Electronics: DAE4 Sn1245; Calibrated: 1/11/2012
- Phantom: Twin SAM Phantom; Type: QD 000 P40 CD; Serial: 1609
- Measurement SW: DASYS2, Version 52.6 (1); SEMCAD X Version 14.4.2 (2595)

GPRS1900/GPRS1900 Body Up High CH810/Area Scan (6x9x1): Measurement grid: dx=15mm, dy=15mm

Maximum value of SAR (measured) = 0.690 mW/g

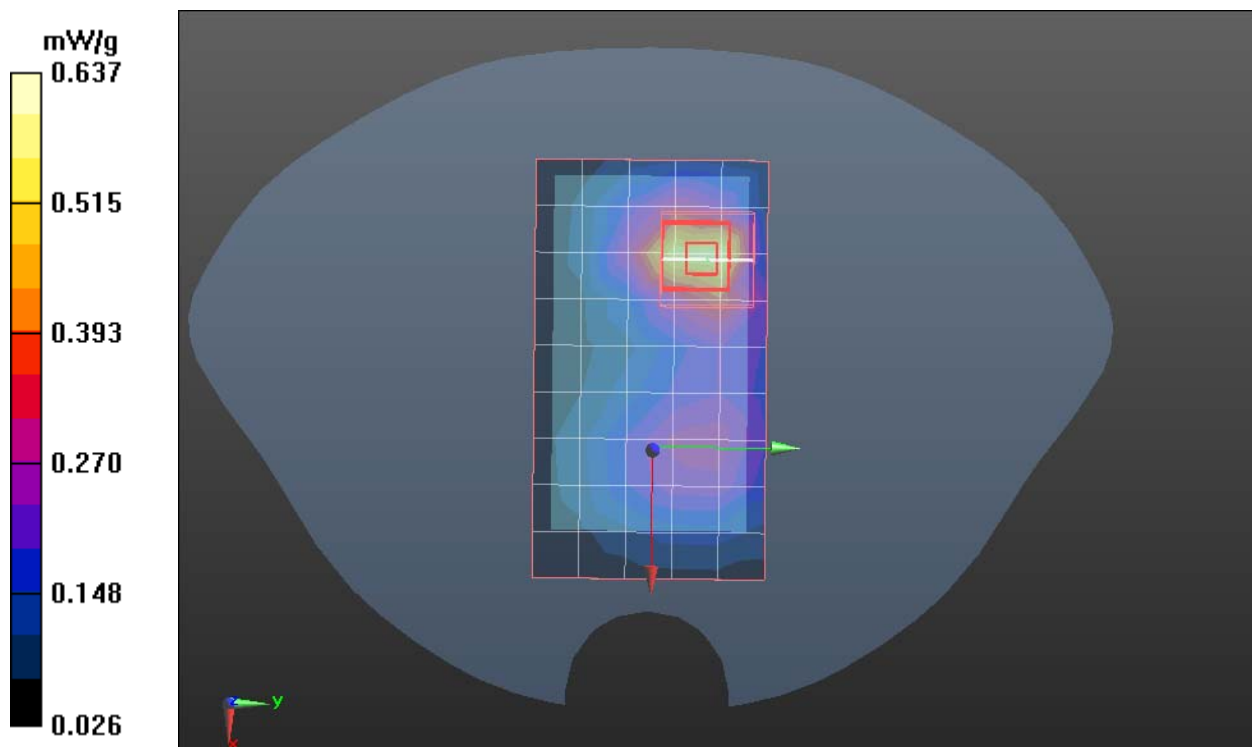
GPRS1900/GPRS1900 Body Up High CH810/Zoom Scan (7x7x9)/Cube 0: Measurement grid: dx=5mm, dy=5mm, dz=5mm

Reference Value = 10.728 V/m; Power Drift = -0.03 dB

Peak SAR (extrapolated) = 0.723 W/kg

SAR(1 g) = 0.403 mW/g; SAR(10 g) = 0.345 mW/g

Maximum value of SAR (measured) = 0.637mW/g





Test Laboratory: Compliance Certification Services Inc.

February 25, 2012

GPRS1900-Body Down High CH810

DUT: GSM Mobile Phone; Type: DECO; Serial: 35868800000158

Communication System: Generic GSM; Communication System Band: GPRS 1900 (1850.0 - 1910.0 MHz); Frequency: 1909.8 MHz; Communication System PAR: 3.01 dB

Medium parameters used: $f = 1909.8$ MHz; $\sigma = 1.54$ mho/m; $\epsilon_r = 52.3$; $\rho = 1000$ kg/m³

Phantom section: Flat Section

Measurement Standard: DASYS (IEEE/IEC/ANSI C63.19-2007)

DASY5 Configuration:

- Probe: EX3DV4 - SN3755; ConvF(7.23, 7.23, 7.23); Calibrated: 1/20/2012
- Sensor-Surface: 2.5mm (Mechanical Surface Detection)
- Electronics: DAE4 Sn1245; Calibrated: 1/11/2012
- Phantom: Twin SAM Phantom; Type: QD 000 P40 CD; Serial: 1609
- Measurement SW: DASYS2, Version 52.6 (1); SEMCAD X Version 14.4.2 (2595)

GPRS1900/GPRS1900 Body Down High CH810/Area Scan (6x9x1): Measurement grid: dx=15mm, dy=15mm

Maximum value of SAR (measured) = 0.701 mW/g

GPRS1900/GPRS1900 Body Down High CH810/Zoom Scan (7x7x9)/Cube 0: Measurement grid: dx=5mm, dy=5mm, dz=5mm

Reference Value = 20.020 V/m; Power Drift = -0.02 dB

Peak SAR (extrapolated) = 1.138 W/kg

SAR(1 g) = 0.538 mW/g; SAR(10 g) = 0.354 mW/g

Maximum value of SAR (measured) = 0.835 mW/g

