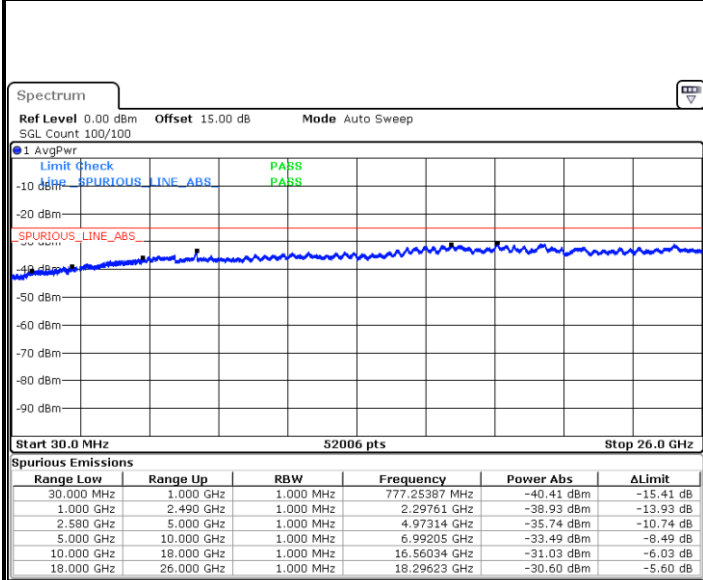




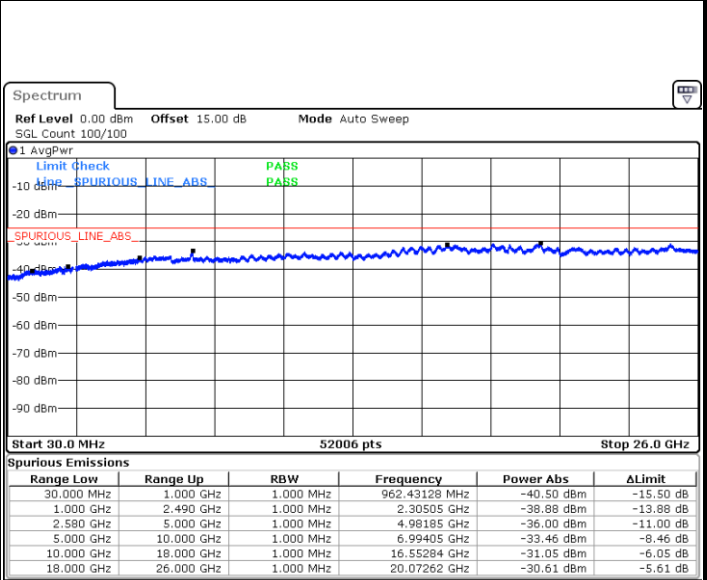
LTE Band 7 / 5MHz

Highest Channel / QPSK



Date: 16.OCT.2017 19:33:35

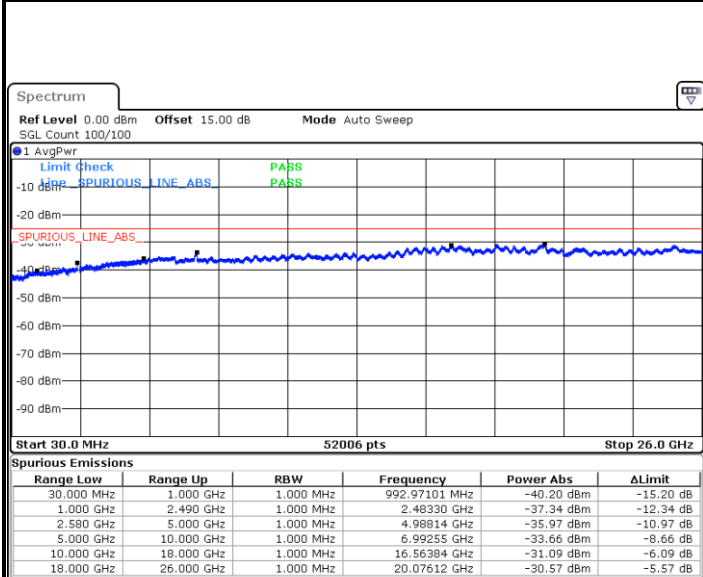
Highest Channel / 16QAM



Date: 16.OCT.2017 19:34:28

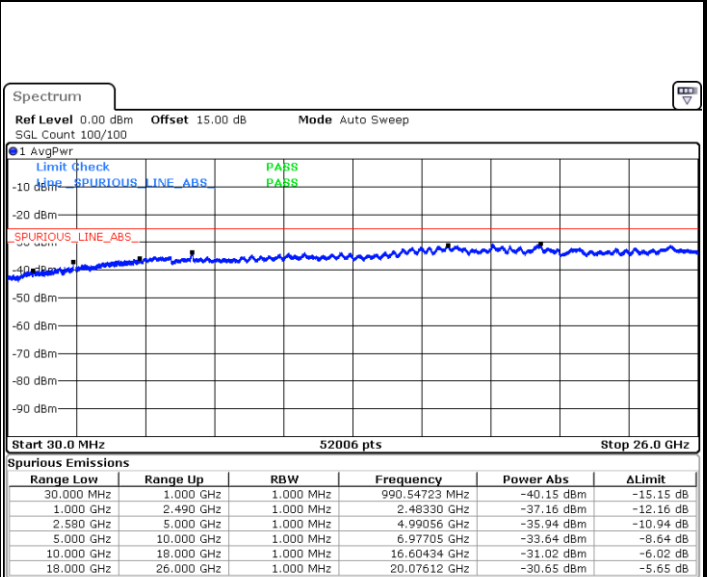
LTE Band 7 / 10MHz

Lowest Channel / QPSK



Date: 16.OCT.2017 19:40:40

Lowest Channel / 16QAM



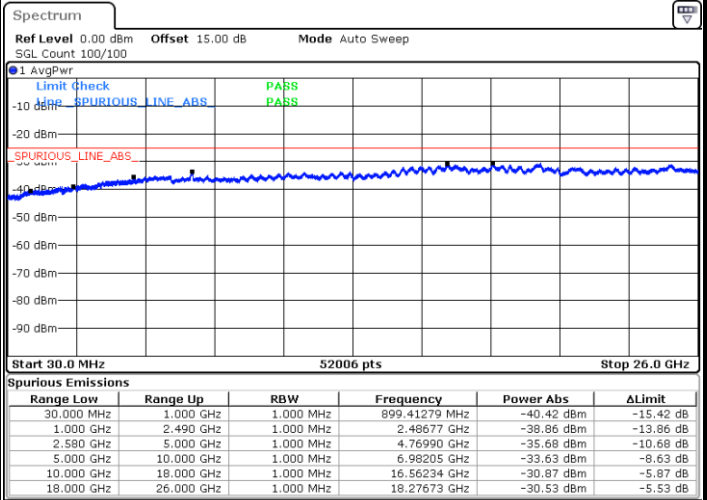
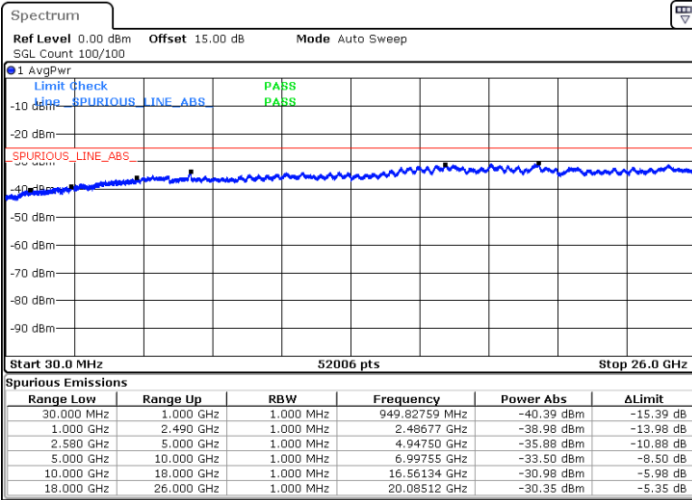
Date: 16.OCT.2017 19:41:33



LTE Band 7 / 10MHz

Middle Channel / QPSK

Middle Channel / 16QAM

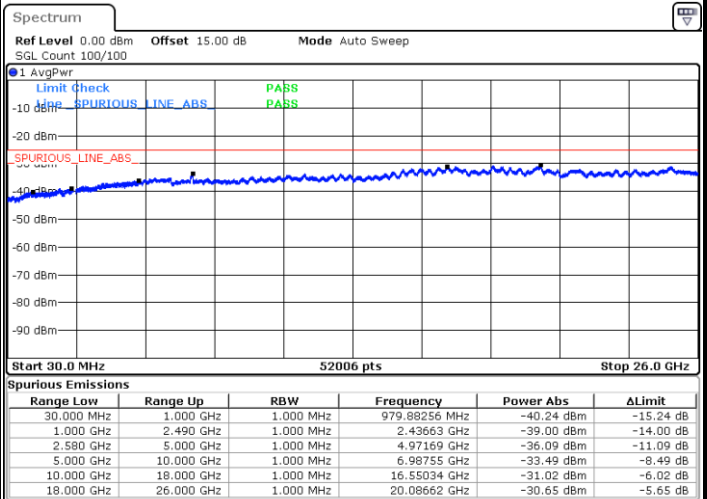
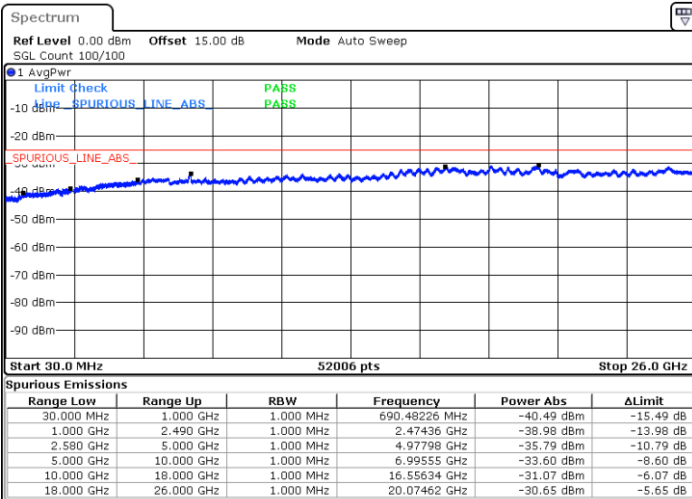


Date: 16.OCT.2017 19:43:07

Date: 16.OCT.2017 19:44:00

Highest Channel / QPSK

Highest Channel / 16QAM



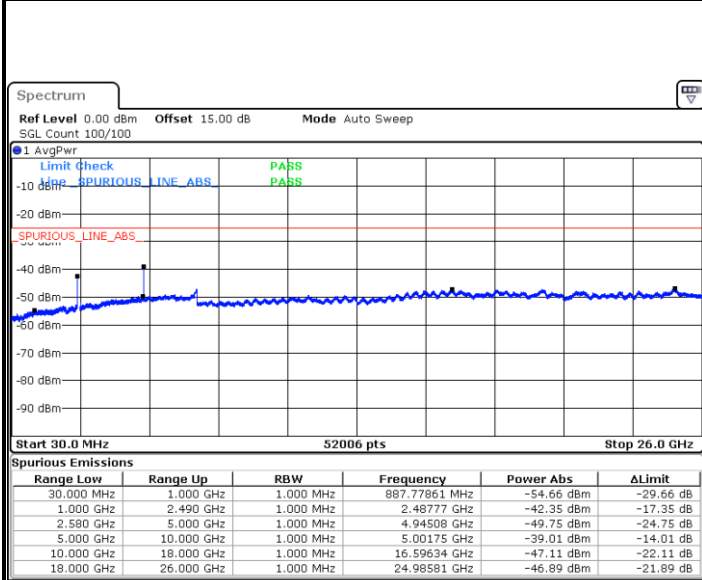
Date: 16.OCT.2017 19:50:14

Date: 16.OCT.2017 19:51:07



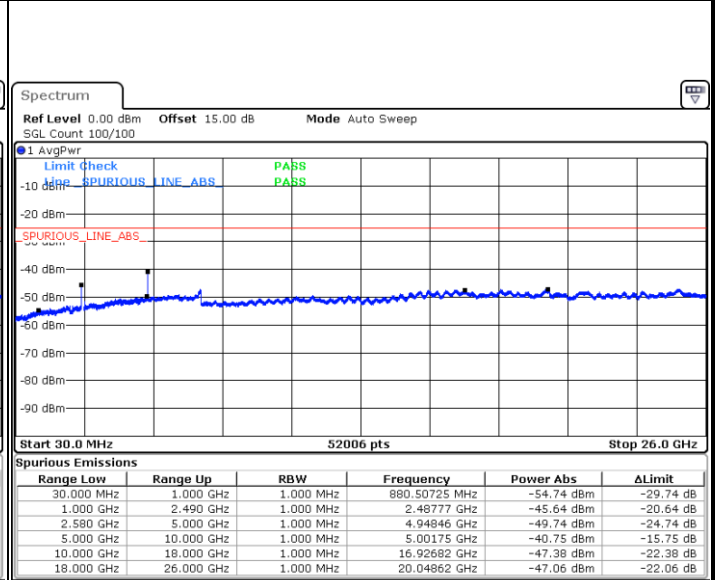
LTE Band 7 / 15MHz

Lowest Channel / QPSK



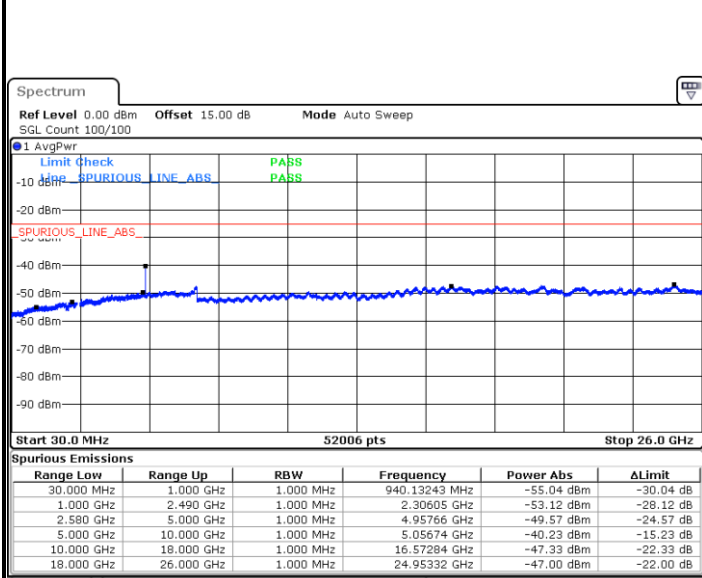
Date: 16.OCT.2017 20:16:06

Lowest Channel / 16QAM



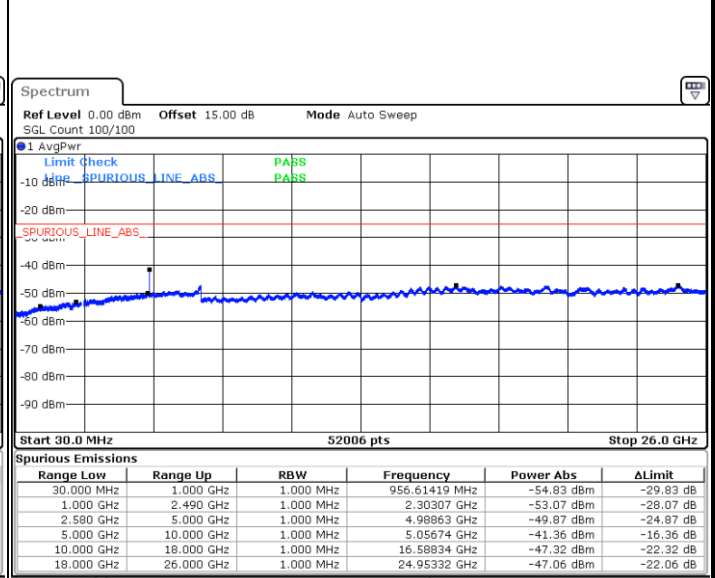
Date: 16.OCT.2017 20:16:59

Middle Channel / QPSK



Date: 16.OCT.2017 20:18:33

Middle Channel / 16QAM

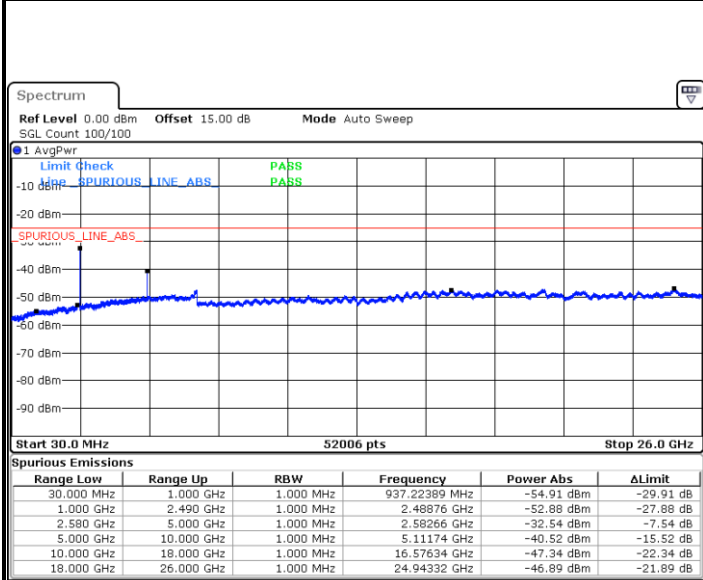


Date: 16.OCT.2017 20:19:26



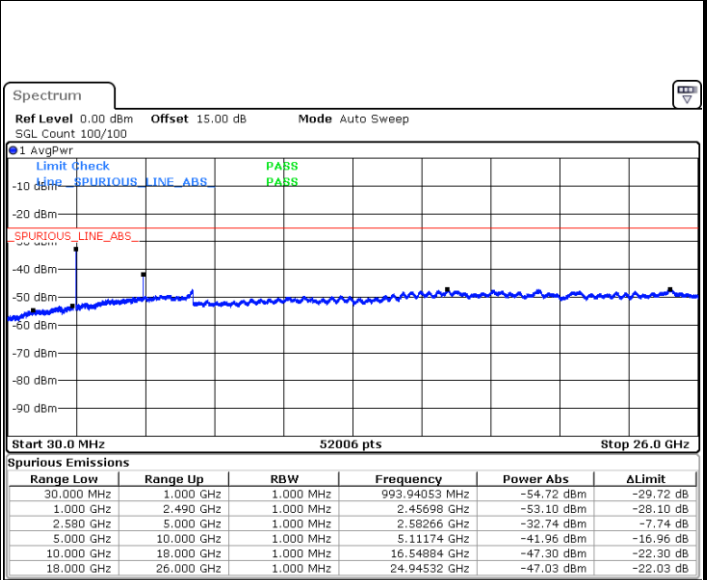
LTE Band 7 / 15MHz

Highest Channel / QPSK



Date: 16.OCT.2017 20:25:39

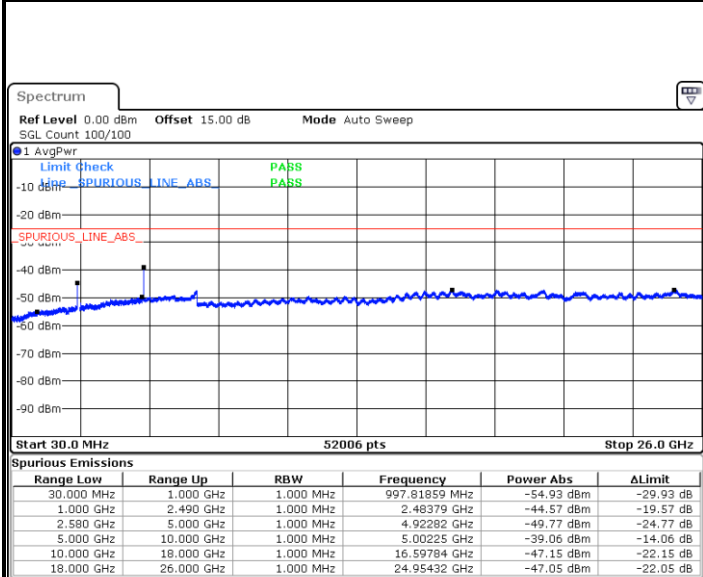
Highest Channel / 16QAM



Date: 16.OCT.2017 20:26:32

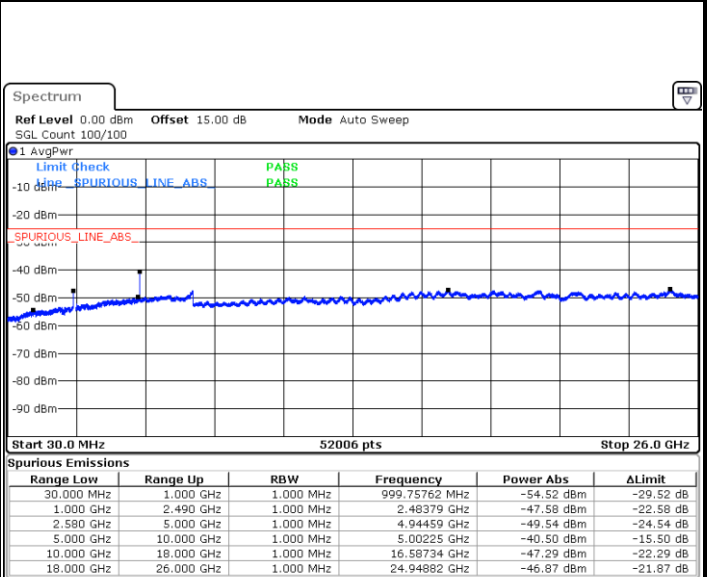
LTE Band 7 / 20MHz

Lowest Channel / QPSK



Date: 16.OCT.2017 20:32:43

Lowest Channel / 16QAM



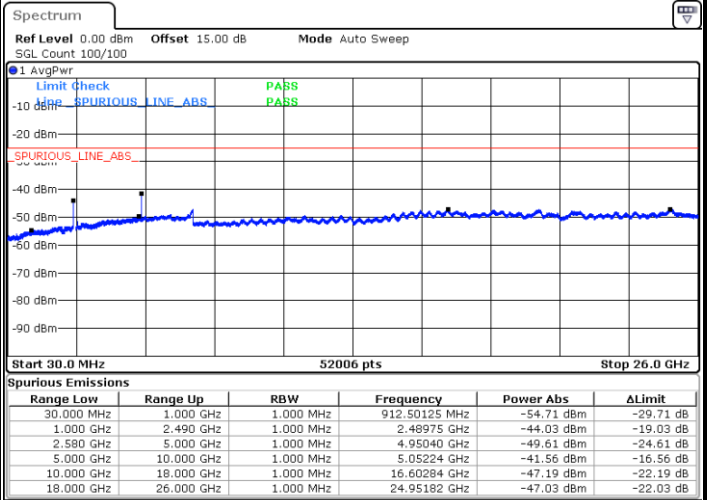
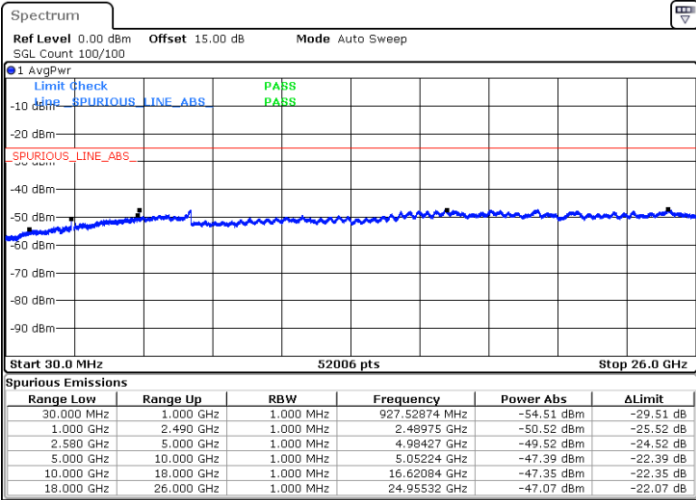
Date: 16.OCT.2017 20:33:37



LTE Band 7 / 20MHz

Middle Channel / QPSK

Middle Channel / 16QAM

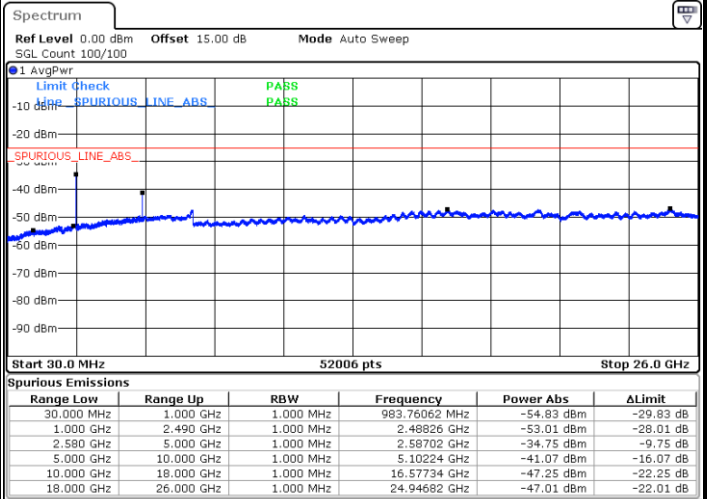
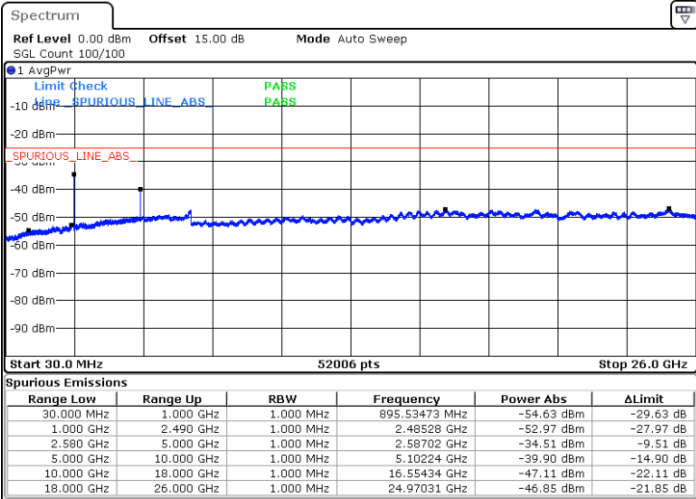


Date: 16.OCT.2017 20:35:10

Date: 16.OCT.2017 21:12:02

Highest Channel / QPSK

Highest Channel / 16QAM



Date: 16.OCT.2017 21:18:16

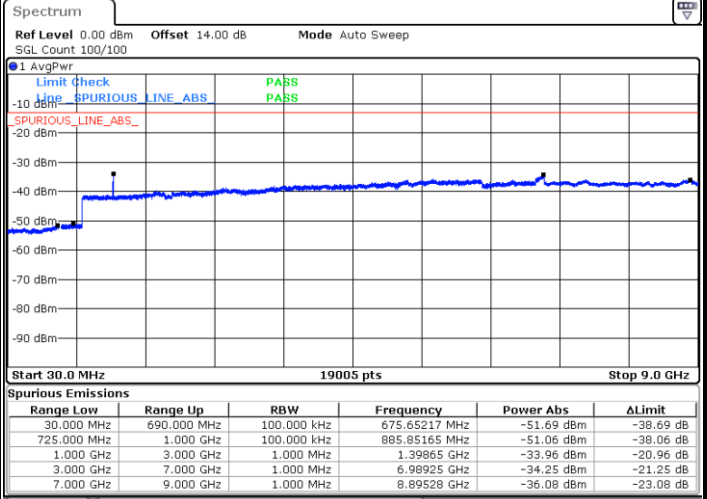
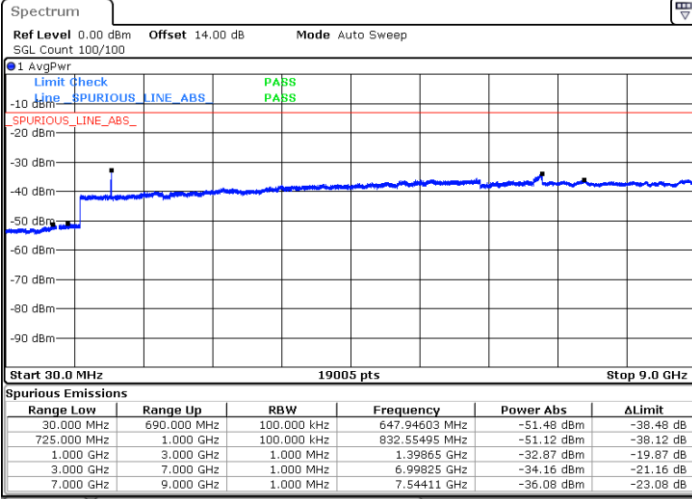
Date: 16.OCT.2017 21:19:09



LTE Band 12 / 1.4MHz

Lowest Channel / QPSK

Lowest Channel / 16QAM

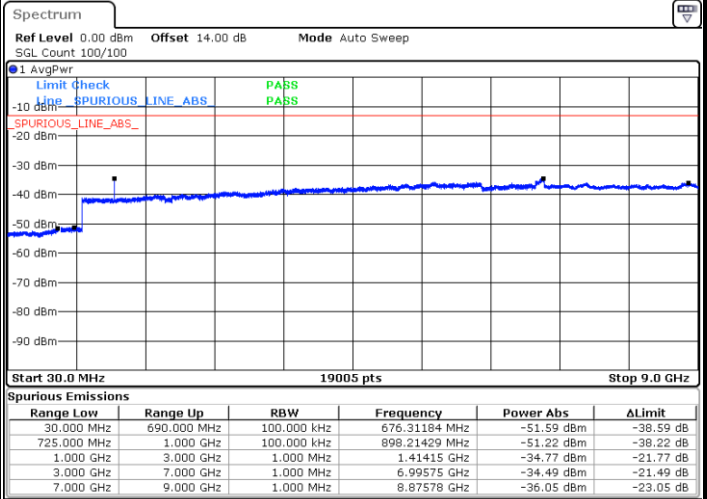
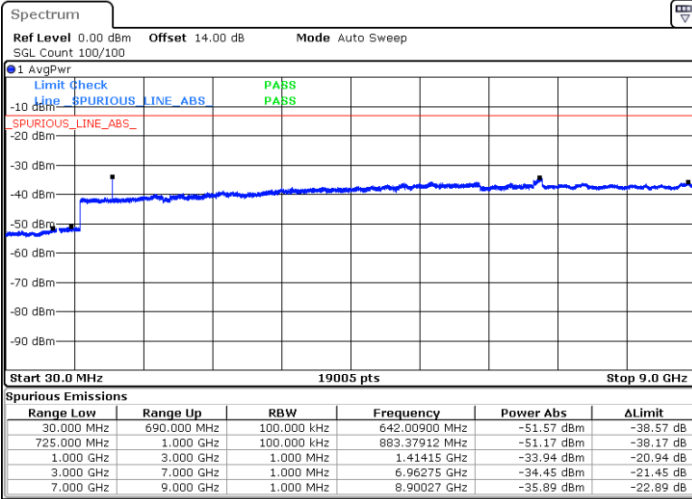


Date: 17.OCT.2017 08:40:51

Date: 17.OCT.2017 08:41:47

Middle Channel / QPSK

Middle Channel / 16QAM



Date: 17.OCT.2017 08:43:23

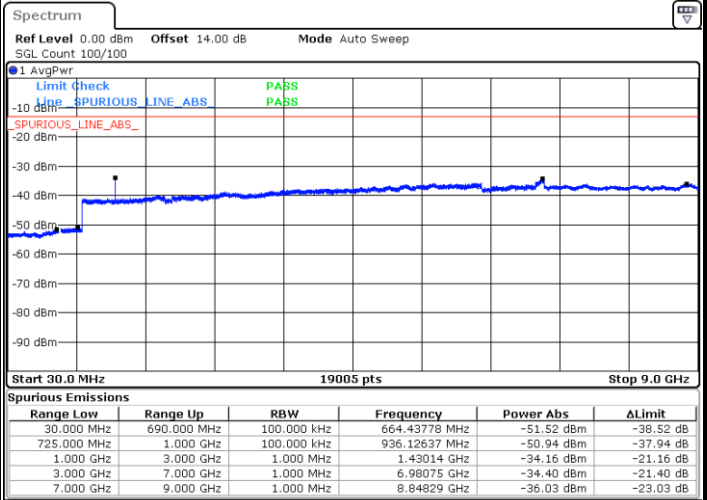
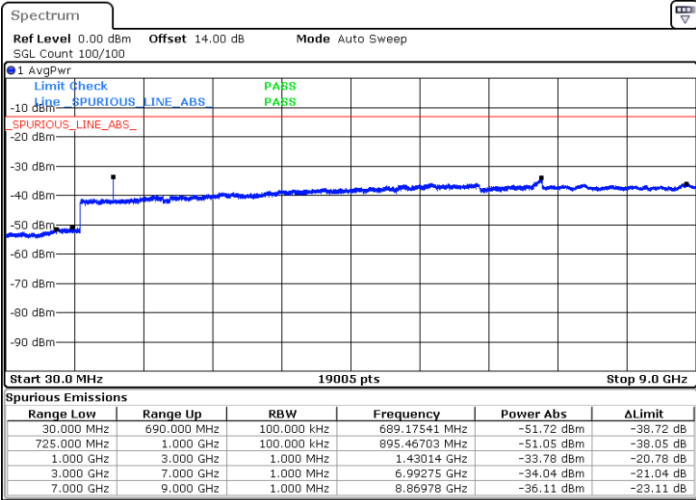
Date: 17.OCT.2017 08:44:19



LTE Band 12 / 1.4MHz

Highest Channel / QPSK

Highest Channel / 16QAM



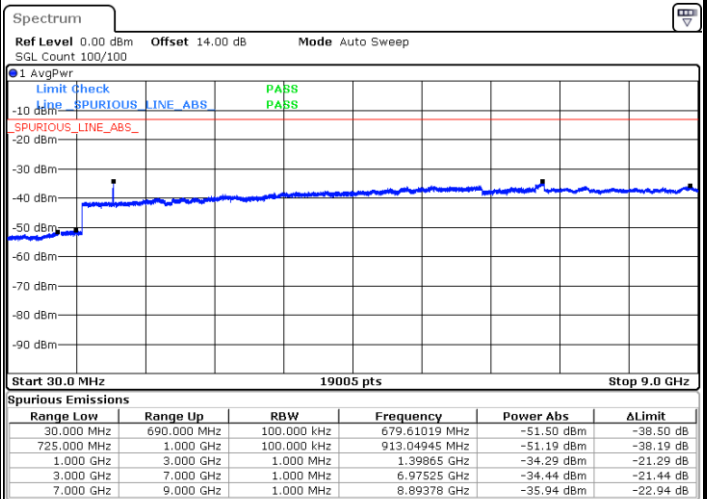
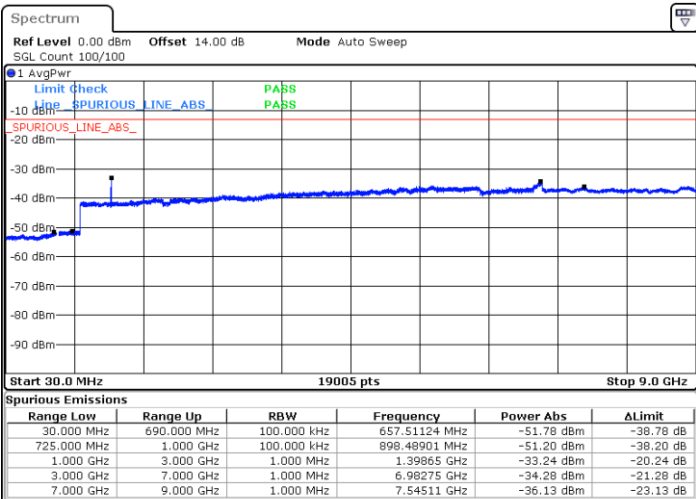
Date: 17.OCT.2017 08:50:34

Date: 17.OCT.2017 08:51:29

LTE Band 12 / 3MHz

Lowest Channel / QPSK

Lowest Channel / 16QAM



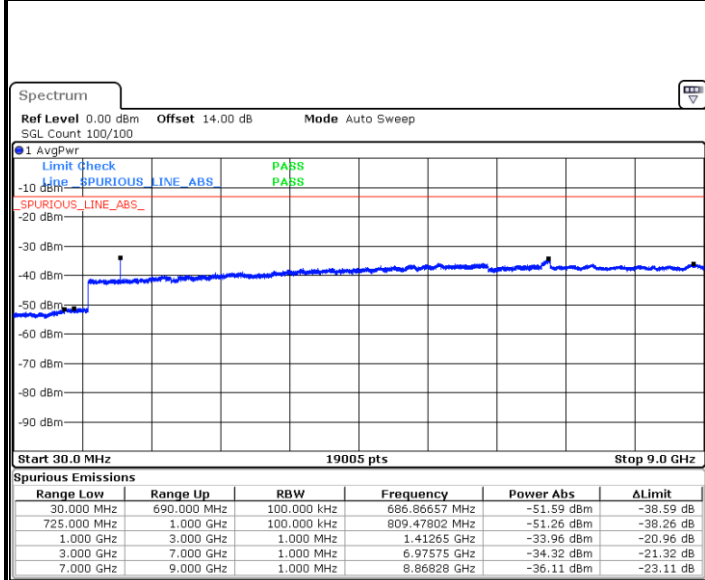
Date: 17.OCT.2017 08:57:44

Date: 17.OCT.2017 08:58:40



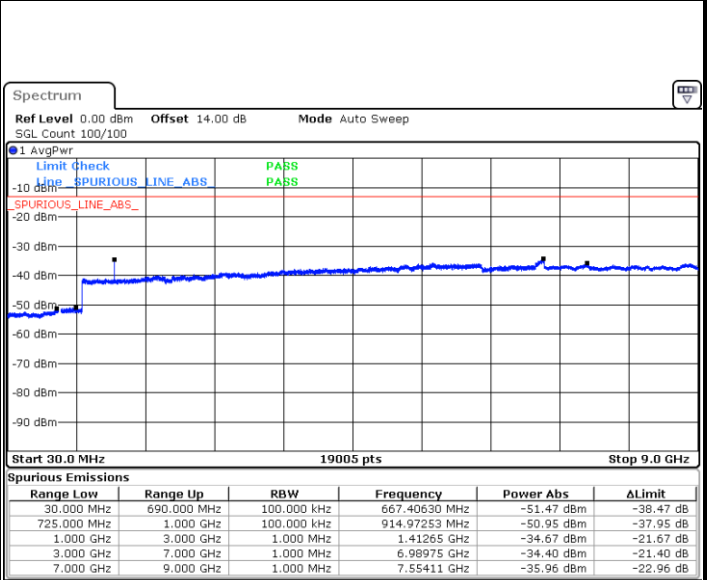
LTE Band 12 / 3MHz

Middle Channel / QPSK



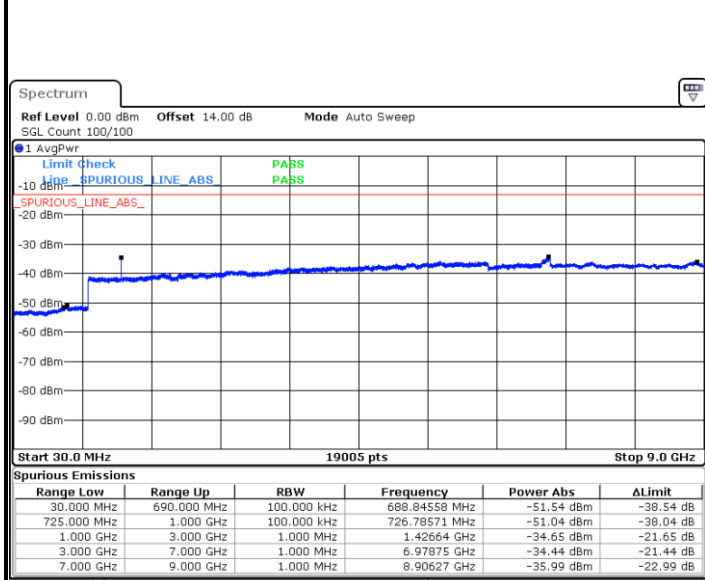
Date: 17.OCT.2017 09:00:17

Middle Channel / 16QAM



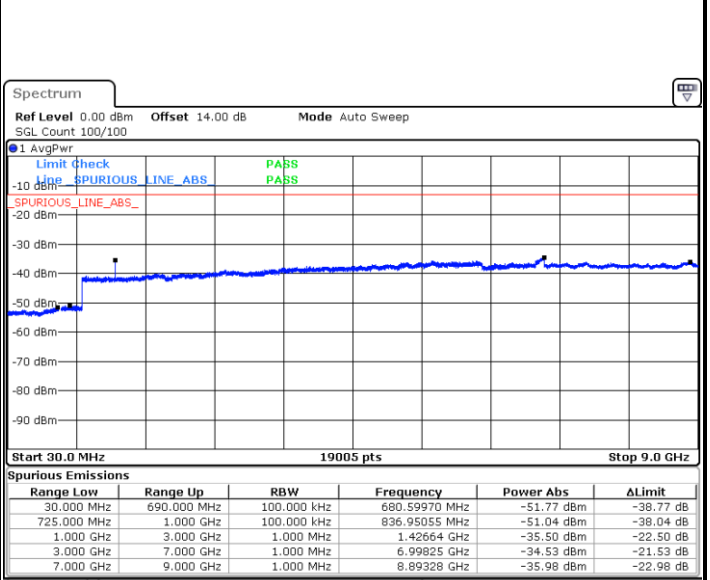
Date: 17.OCT.2017 09:01:13

Highest Channel / QPSK



Date: 17.OCT.2017 09:07:27

Highest Channel / 16QAM



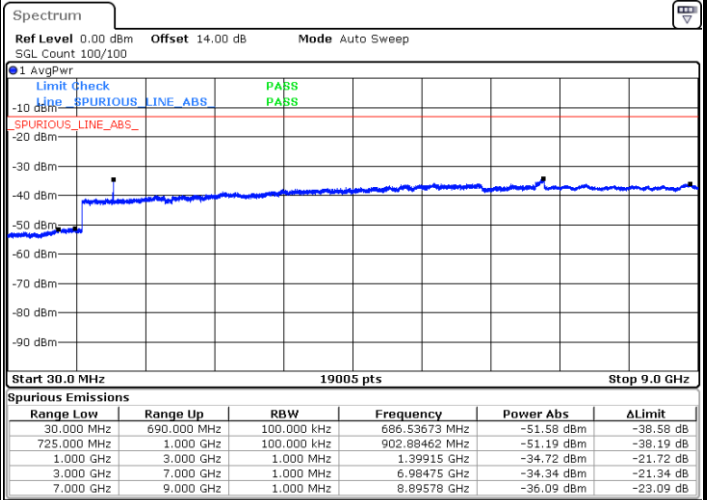
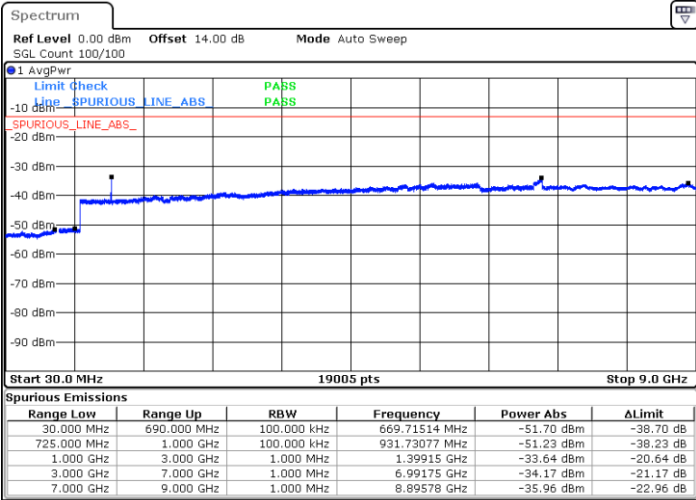
Date: 17.OCT.2017 09:08:23



LTE Band 12 / 5MHz

Lowest Channel / QPSK

Lowest Channel / 16QAM

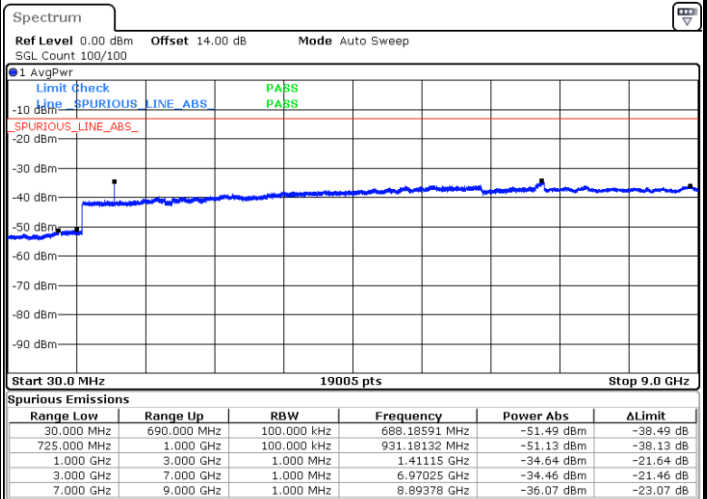
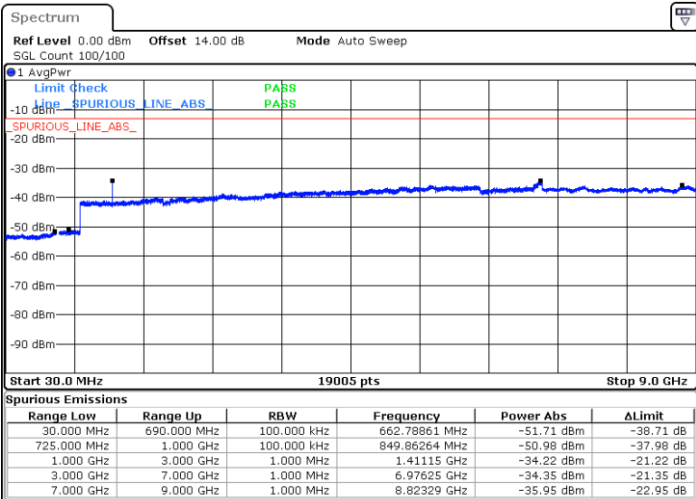


Date: 17.OCT.2017 09:14:37

Date: 17.OCT.2017 09:15:33

Middle Channel / QPSK

Middle Channel / 16QAM



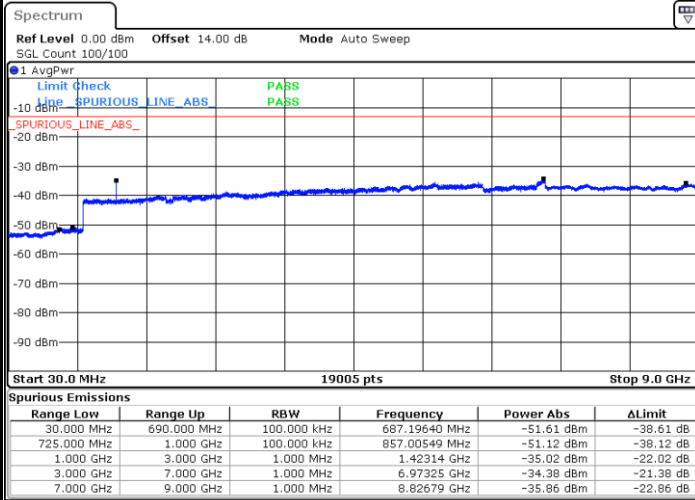
Date: 17.OCT.2017 09:17:09

Date: 17.OCT.2017 09:18:05



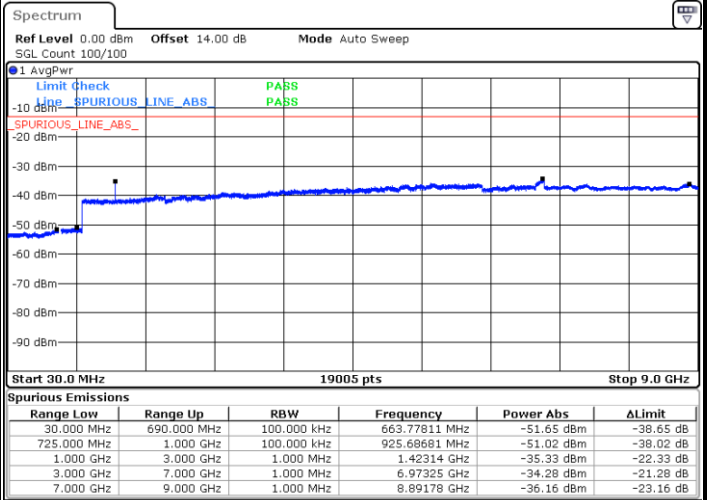
LTE Band 12 / 5MHz

Highest Channel / QPSK



Date: 17.OCT.2017 09:24:20

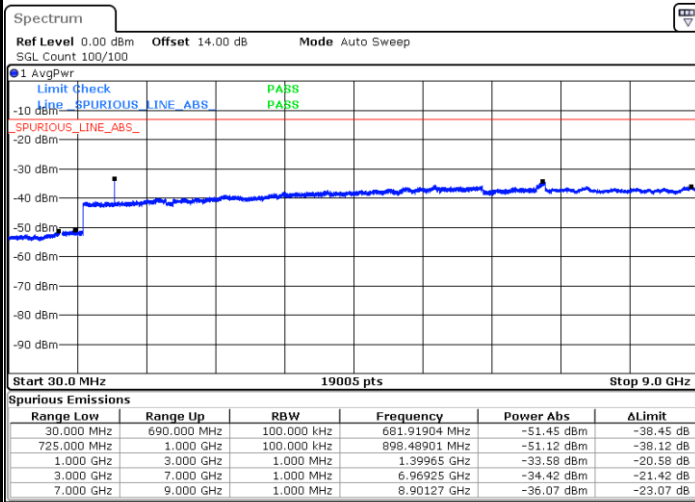
Highest Channel / 16QAM



Date: 17.OCT.2017 09:25:16

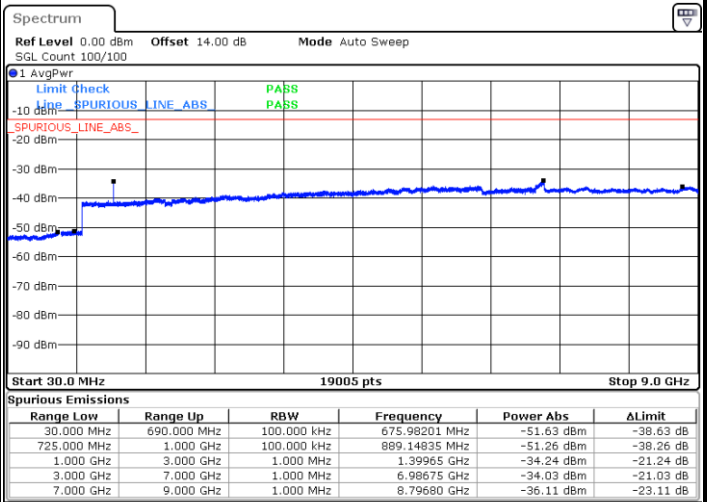
LTE Band 12 / 10MHz

Lowest Channel / QPSK



Date: 17.OCT.2017 09:31:30

Lowest Channel / 16QAM

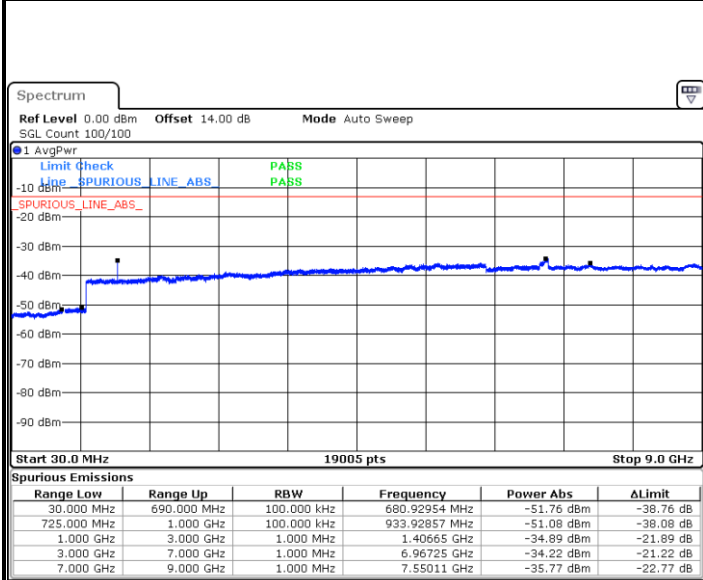


Date: 17.OCT.2017 09:32:26



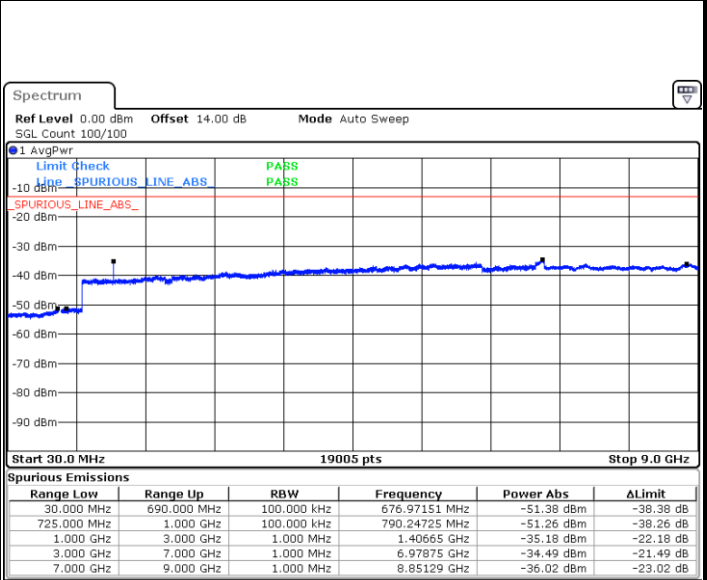
LTE Band 12 / 10MHz

Middle Channel / QPSK



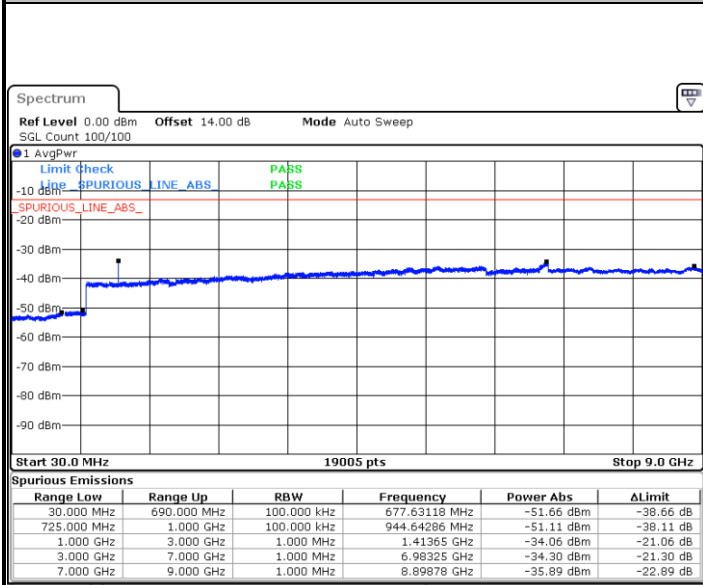
Date: 17.OCT.2017 09:34:03

Middle Channel / 16QAM



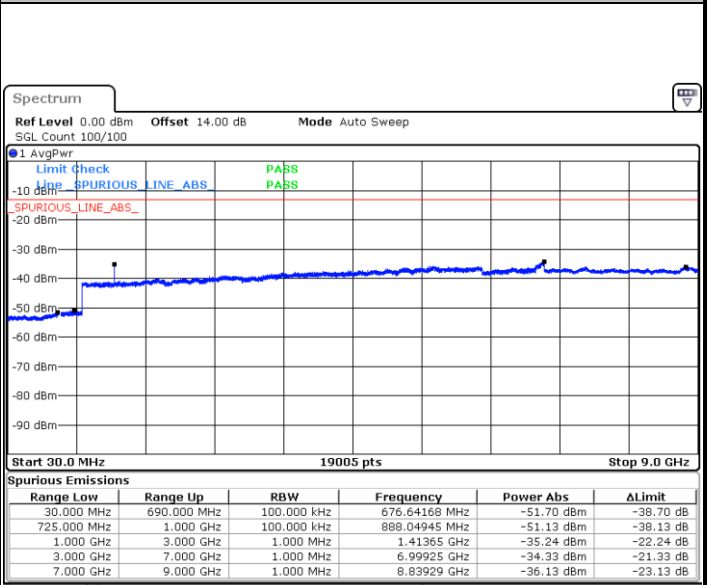
Date: 17.OCT.2017 09:34:59

Highest Channel / QPSK



Date: 17.OCT.2017 09:41:13

Highest Channel / 16QAM



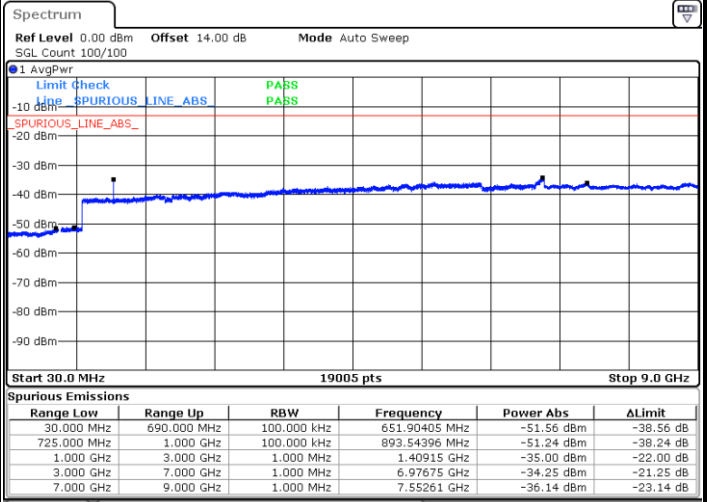
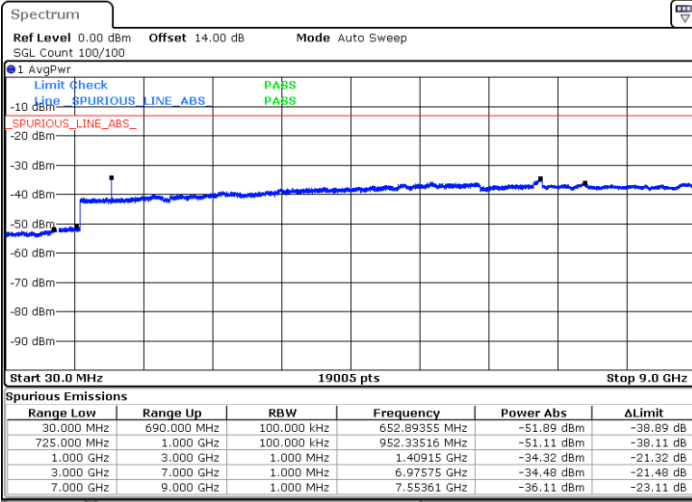
Date: 17.OCT.2017 09:42:09



LTE Band 17 / 5MHz

Lowest Channel / QPSK

Lowest Channel / 16QAM

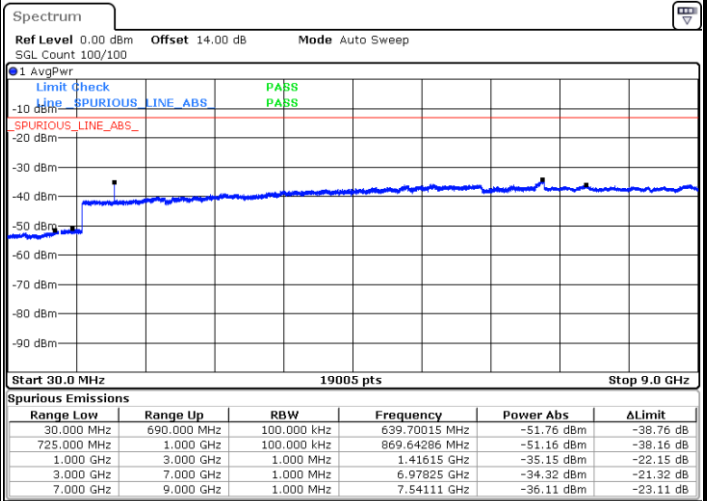
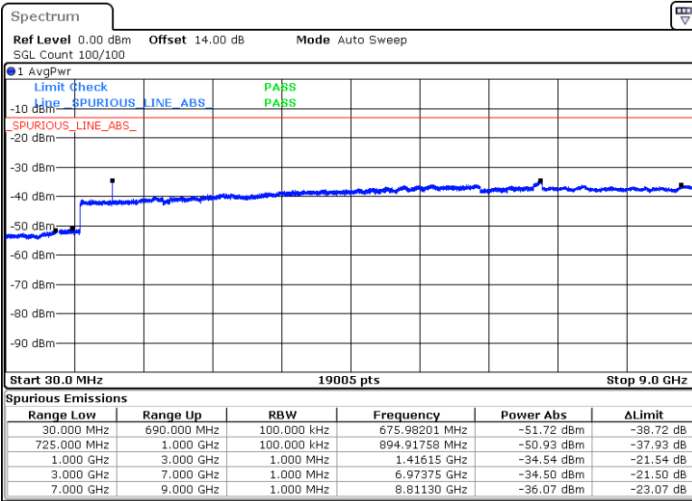


Date: 16.OCT.2017 22:41:46

Date: 16.OCT.2017 22:42:42

Middle Channel / QPSK

Middle Channel / 16QAM



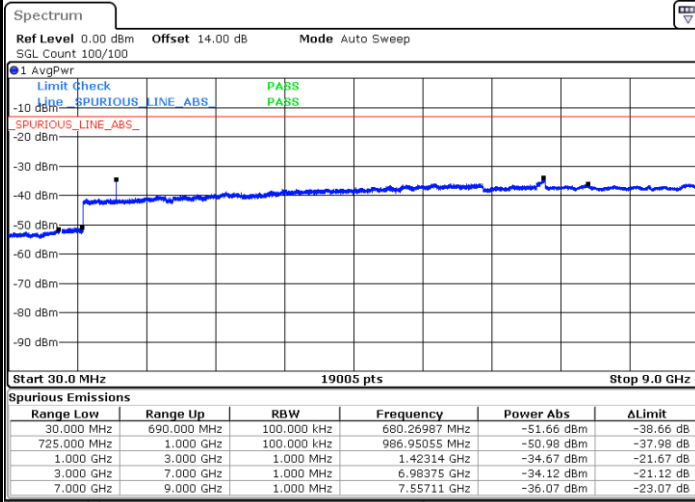
Date: 16.OCT.2017 22:44:20

Date: 16.OCT.2017 22:45:16



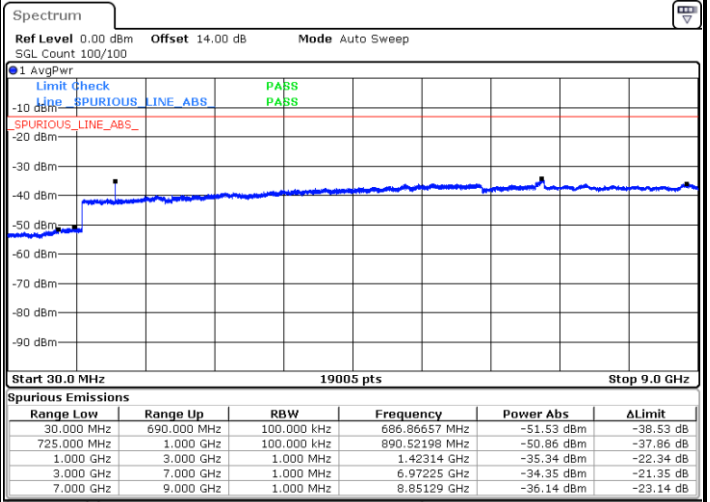
LTE Band 17 / 5MHz

Highest Channel / QPSK



Date: 16.OCT.2017 22:51:28

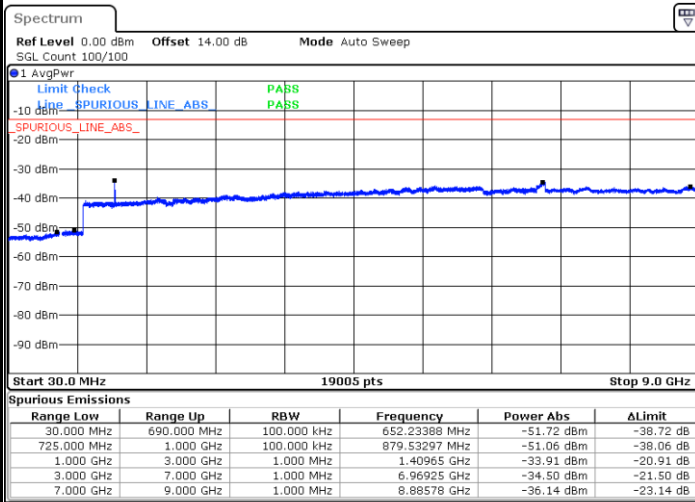
Highest Channel / 16QAM



Date: 16.OCT.2017 22:52:24

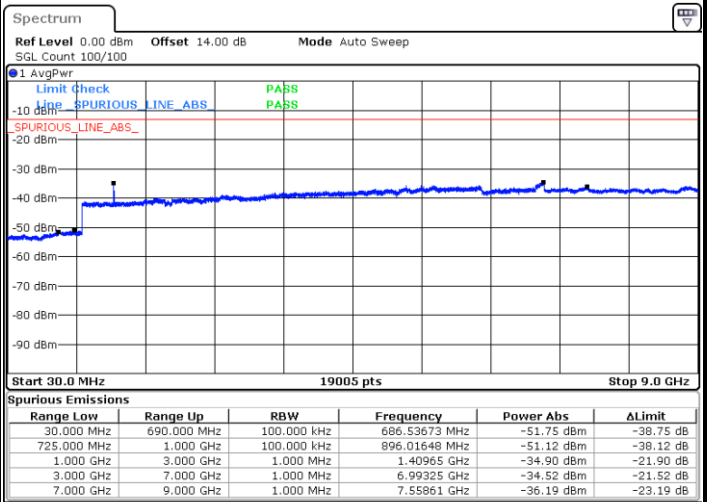
LTE Band 17 / 10MHz

Lowest Channel / QPSK



Date: 16.OCT.2017 22:58:38

Lowest Channel / 16QAM

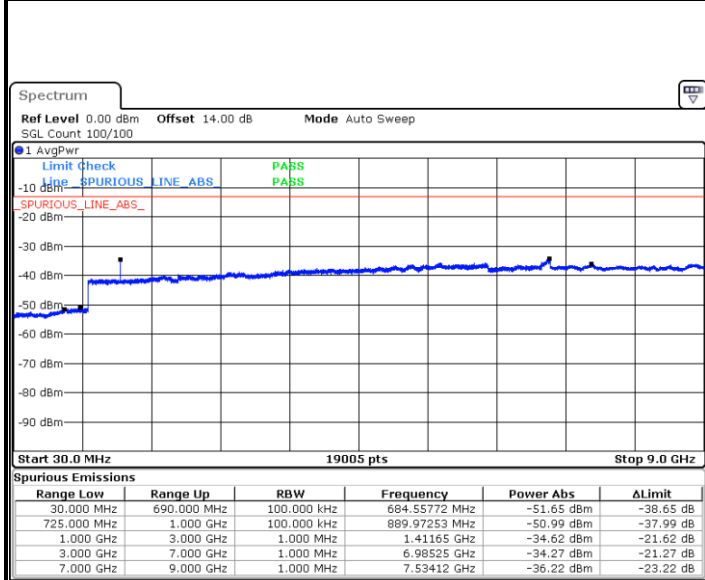


Date: 16.OCT.2017 22:59:34



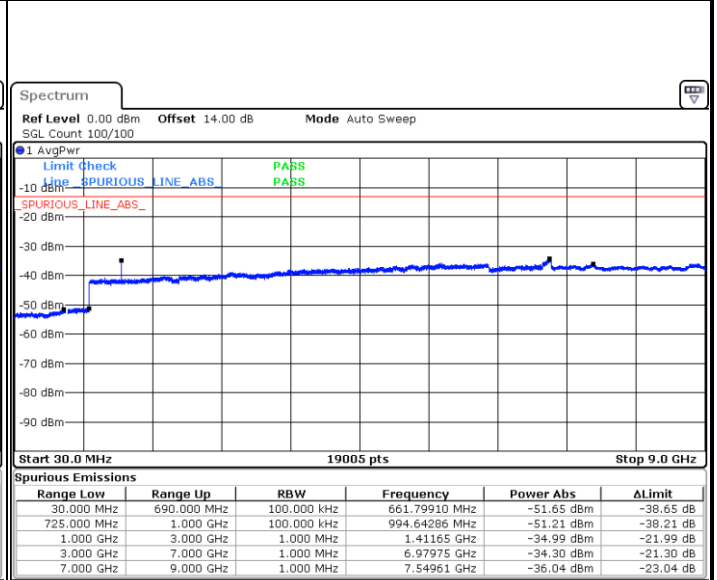
LTE Band 17 / 10MHz

Middle Channel / QPSK



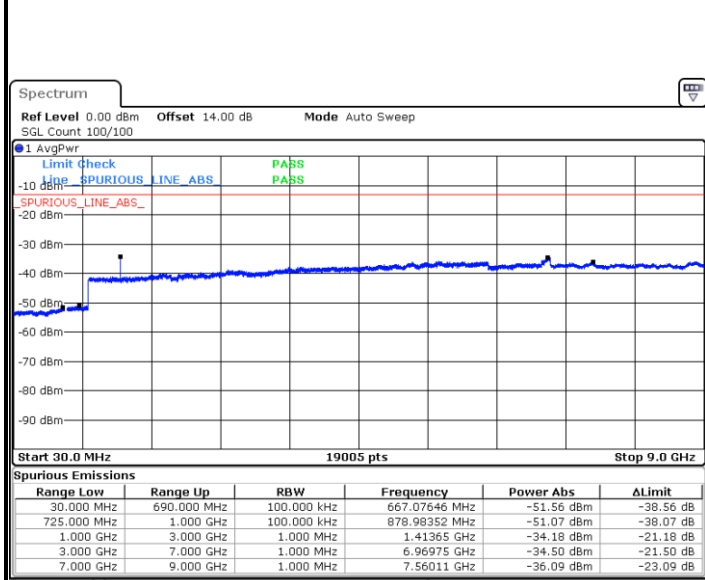
Date: 16.OCT.2017 23:01:10

Middle Channel / 16QAM



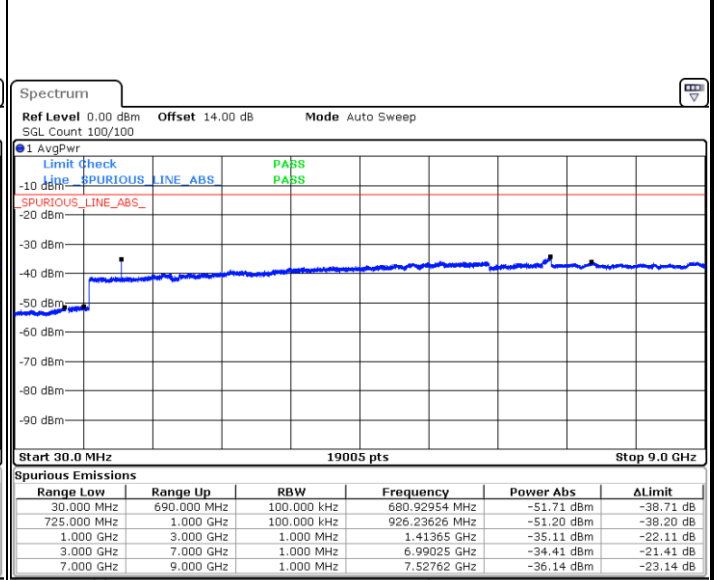
Date: 16.OCT.2017 23:02:06

Highest Channel / QPSK



Date: 16.OCT.2017 23:08:18

Highest Channel / 16QAM



Date: 16.OCT.2017 23:09:14



Frequency Stability

Test Conditions		LTE Band 2 (QPSK) / Middle Channel	Limit
Temperature (°C)	Voltage (Volt)	BW 10MHz	Note 2.
		Deviation (ppm)	Result
50	Normal Voltage	0.0025	PASS
40	Normal Voltage	0.0010	
30	Normal Voltage	0.0006	
20(Ref.)	Normal Voltage	0.0000	
10	Normal Voltage	0.0002	
0	Normal Voltage	0.0012	
-10	Normal Voltage	0.0029	
-20	Normal Voltage	0.0036	
-30	Normal Voltage	0.0043	
20	Maximum Voltage	0.0026	
20	Normal Voltage	0.0000	
20	Battery End Point	0.0007	

Note:

1. Normal Voltage =3.8 V. ; Battery End Point (BEP) =3.4 V. ; Maximum Voltage =4.35 V.
2. Note: The frequency fundamental emissions stay within the authorized frequency block.



Test Conditions		LTE Band 4 (QPSK) / Middle Channel	Limit
Temperature (°C)	Voltage (Volt)	BW 10MHz	Note 2.
		Deviation (ppm)	Result
50	Normal Voltage	0.0053	PASS
40	Normal Voltage	0.0031	
30	Normal Voltage	0.0018	
20(Ref.)	Normal Voltage	0.0000	
10	Normal Voltage	0.0005	
0	Normal Voltage	0.0027	
-10	Normal Voltage	0.0049	
-20	Normal Voltage	0.0053	
-30	Normal Voltage	0.0059	
20	Maximum Voltage	0.0032	
20	Normal Voltage	0.0000	
20	Battery End Point	0.0013	

Note:

1. Normal Voltage =3.8 V. ; Battery End Point (BEP) =3.4 V. ; Maximum Voltage =4.35 V.
2. Note: The frequency fundamental emissions stay within the authorized frequency block.



Test Conditions		LTE Band 5 (QPSK) / Middle Channel	Limit
Temperature (°C)	Voltage (Volt)	BW 10MHz	2.5ppm
		Deviation (ppm)	Result
50	Normal Voltage	0.0116	PASS
40	Normal Voltage	0.0071	
30	Normal Voltage	0.0023	
20(Ref.)	Normal Voltage	0.0000	
10	Normal Voltage	0.0011	
0	Normal Voltage	0.0045	
-10	Normal Voltage	0.0072	
-20	Normal Voltage	0.0081	
-30	Normal Voltage	0.0091	
20	Maximum Voltage	0.0054	
20	Normal Voltage	0.0000	
20	Battery End Point	0.0016	

Note: Normal Voltage =3.8 V. ; Battery End Point (BEP) =3.4 V. ; Maximum Voltage =4.35 V.



Test Conditions		LTE Band 7 (QPSK) / Middle Channel	Limit
Temperature (°C)	Voltage (Volt)	BW 10MHz	Note 2.
		Deviation (ppm)	Result
50	Normal Voltage	0.0039	PASS
40	Normal Voltage	0.0022	
30	Normal Voltage	0.0003	
20(Ref.)	Normal Voltage	0.0000	
10	Normal Voltage	0.0001	
0	Normal Voltage	0.0013	
-10	Normal Voltage	0.0015	
-20	Normal Voltage	0.0019	
-30	Normal Voltage	0.0023	
20	Maximum Voltage	0.0017	
20	Normal Voltage	0.0000	
20	Battery End Point	0.0003	

Note:

1. Normal Voltage =3.8 V. ; Battery End Point (BEP) =3.4 V. ; Maximum Voltage =4.35 V.
2. Note: The frequency fundamental emissions stay within the authorized frequency block.



Test Conditions		LTE Band 12 (QPSK) / Middle Channel	Limit
Temperature (°C)	Voltage (Volt)	BW 10MHz	Note 2.
		Deviation (ppm)	Result
50	Normal Voltage	0.0151	PASS
40	Normal Voltage	0.0131	
30	Normal Voltage	0.0059	
20(Ref.)	Normal Voltage	0.0000	
10	Normal Voltage	0.0028	
0	Normal Voltage	0.0052	
-10	Normal Voltage	0.0095	
-20	Normal Voltage	0.0103	
-30	Normal Voltage	0.0113	
20	Maximum Voltage	0.0089	
20	Normal Voltage	0.0000	
20	Battery End Point	0.0031	

Note:

1. Normal Voltage =3.8 V. ; Battery End Point (BEP) =3.4 V. ; Maximum Voltage =4.35 V.
2. Note: The frequency fundamental emissions stay within the authorized frequency block.



Test Conditions		LTE Band 17 (QPSK) / Middle Channel	Limit
Temperature (°C)	Voltage (Volt)	BW 10MHz	Note 2.
		Deviation (ppm)	Result
50	Normal Voltage	0.0076	PASS
40	Normal Voltage	0.0069	
30	Normal Voltage	0.0041	
20(Ref.)	Normal Voltage	0.0000	
10	Normal Voltage	0.0014	
0	Normal Voltage	0.0032	
-10	Normal Voltage	0.0077	
-20	Normal Voltage	0.0097	
-30	Normal Voltage	0.0124	
20	Maximum Voltage	0.0114	
20	Normal Voltage	0.0000	
20	Battery End Point	0.0031	

Note:

1. Normal Voltage =3.8 V. ; Battery End Point (BEP) =3.4 V. ; Maximum Voltage =4.35 V.
2. Note: The frequency fundamental emissions stay within the authorized frequency block.



Appendix B. Test Results of Radiated Test

Radiated Spurious Emission

LTE Band 2 / 1.4MHz / QPSK / RB Size 1 Offset 0									
Channel	Frequency (MHz)	EIRP (dBm)	Limit (dBm)	Over Limit (dB)	SPA Reading (dBm)	S.G. Power (dBm)	TX Cable loss (dB)	TX Antenna Gain (dBi)	Polarization (H/V)
Middle	3758.92	-28.47	-13	-15.47	-43.75	-34.51	6.56	12.60	H
	5638.38	-41.19	-13	-28.19	-60.54	-46.29	8	13.10	H
	7517.84	-50.17	-13	-37.17	-73.87	-51.90	9.57	11.30	H
	9396.85	-50.99	-13	-37.99	-78.47	-52.44	10.45	11.90	H
	3758.92	-34.95	-13	-21.95	-50.5	-40.99	6.56	12.6	V
	5638.38	-47.14	-13	-34.14	-67.06	-52.24	8	13.1	V
	7517.84	-47.81	-13	-34.81	-71.54	-49.54	9.57	11.3	V
	9396.85	-51.56	-13	-38.56	-78.46	-53.01	10.45	11.9	V

Remark: Spurious emissions within 30-1000MHz were found more than 20dB below limit line.

LTE Band 2 / 3MHz / QPSK / RB Size 1 Offset 0									
Channel	Frequency (MHz)	EIRP (dBm)	Limit (dBm)	Over Limit (dB)	SPA Reading (dBm)	S.G. Power (dBm)	TX Cable loss (dB)	TX Antenna Gain (dBi)	Polarization (H/V)
Middle	3757.48	-29.33	-13	-16.33	-44.61	-35.37	6.56	12.60	H
	5636.22	-41.06	-13	-28.06	-60.41	-46.16	8	13.10	H
	7514.96	-49.49	-13	-36.49	-73.22	-51.22	9.57	11.30	H
	3757.48	-35.17	-13	-22.17	-50.72	-41.21	6.56	12.6	V
	5636.22	-45.52	-13	-32.52	-65.44	-50.62	8	13.1	V
	7514.96	-46.50	-13	-33.50	-70.26	-48.23	9.57	11.3	V

Remark: Spurious emissions within 30-1000MHz were found more than 20dB below limit line.

LTE Band 2 / 5MHz / QPSK / RB Size 1 Offset 0									
Channel	Frequency (MHz)	EIRP (dBm)	Limit (dBm)	Over Limit (dB)	SPA Reading (dBm)	S.G. Power (dBm)	TX Cable loss (dB)	TX Antenna Gain (dBi)	Polarization (H/V)
Middle	3755.68	-46.29	-13	-33.29	-61.57	-52.33	6.56	12.60	H
	5633.52	-40.41	-13	-27.41	-59.76	-45.51	8	13.10	H
	7511.36	-48.50	-13	-35.50	-72.23	-50.23	9.57	11.30	H
	3755.68	-50.19	-13	-37.19	-65.74	-56.23	6.56	12.6	V
	5633.52	-43.65	-13	-30.65	-63.57	-48.75	8	13.1	V
	7511.36	-43.40	-13	-30.40	-67.16	-45.13	9.57	11.3	V

Remark: Spurious emissions within 30-1000MHz were found more than 20dB below limit line.



LTE Band 2 / 10MHz / QPSK / RB Size 1 Offset 0									
Channel	Frequency (MHz)	EIRP (dBm)	Limit (dBm)	Over Limit (dB)	SPA Reading (dBm)	S.G. Power (dBm)	TX Cable loss (dB)	TX Antenna Gain (dBi)	Polarization (H/V)
Middle	3751.18	-45.93	-13	-32.93	-61.21	-51.97	6.56	12.60	H
	5626.77	-39.60	-13	-26.60	-59.02	-44.70	8	13.10	H
	7502	-47.61	-13	-34.61	-71.45	-49.34	9.57	11.30	H
	3751.18	-45.46	-13	-32.46	-61.01	-51.50	6.56	12.6	V
	5626.77	-44.52	-13	-31.52	-64.52	-49.62	8	13.1	V
	7502	-43.83	-13	-30.83	-67.68	-45.56	9.57	11.3	V

Remark: Spurious emissions within 30-1000MHz were found more than 20dB below limit line.

LTE Band 2 / 15MHz / QPSK / RB Size 1 Offset 0									
Channel	Frequency (MHz)	EIRP (dBm)	Limit (dBm)	Over Limit (dB)	SPA Reading (dBm)	S.G. Power (dBm)	TX Cable loss (dB)	TX Antenna Gain (dBi)	Polarization (H/V)
Middle	3746.68	-40.76	-13	-27.76	-56.04	-46.80	6.56	12.60	H
	5620.02	-40.18	-13	-27.18	-59.60	-45.28	8	13.10	H
	7493.36	-47.64	-13	-34.64	-71.48	-49.37	9.57	11.30	H
	3746.68	-45.27	-13	-32.27	-60.82	-51.31	6.56	12.6	V
	5620.02	-43.60	-13	-30.60	-63.6	-48.70	8	13.1	V
	7493.36	-43.60	-13	-30.60	-67.45	-45.33	9.57	11.3	V

Remark: Spurious emissions within 30-1000MHz were found more than 20dB below limit line.

LTE Band 2 / 20MHz / QPSK / RB Size 1 Offset 0									
Channel	Frequency (MHz)	EIRP (dBm)	Limit (dBm)	Over Limit (dB)	SPA Reading (dBm)	S.G. Power (dBm)	TX Cable loss (dB)	TX Antenna Gain (dBi)	Polarization (H/V)
Middle	3742.18	-42.44	-13	-29.44	-57.70	-48.48	6.56	12.60	H
	5613.27	-39.01	-13	-26.01	-58.50	-44.11	8	13.10	H
	7484.36	-48.11	-13	-35.11	-72.06	-49.84	9.57	11.30	H
	3742.18	-47.72	-13	-34.72	-63.27	-53.76	6.56	12.6	V
	5613.27	-43.73	-13	-30.73	-63.8	-48.83	8	13.1	V
	7484.36	-43.19	-13	-30.19	-67.13	-44.92	9.57	11.3	V

Remark: Spurious emissions within 30-1000MHz were found more than 20dB below limit line.

LTE Band 4 / 1.4MHz / QPSK / RB Size 1 Offset 0									
Channel	Frequency (MHz)	EIRP (dBm)	Limit (dBm)	Over Limit (dB)	SPA Reading (dBm)	S.G. Power (dBm)	TX Cable loss (dB)	TX Antenna Gain (dBi)	Polarization (H/V)
Middle	3463.74	-32.40	-13	-19.40	-46.22	-38.82	6.18	12.60	H
	5195.61	-39.35	-13	-26.35	-58.68	-44.31	7.74	12.70	H
	6927.48	-41.36	-13	-28.36	-63.57	-44.06	9	11.70	H
	8659.35	-52.69	-13	-39.69	-78.05	-54.61	9.98	11.90	H
	3463.74	-34.68	-13	-21.68	-48.86	-41.10	6.18	12.60	V
	5195.61	-41.56	-13	-28.56	-61.56	-46.52	7.74	12.70	V
	6927.48	-40.39	-13	-27.39	-63.13	-43.09	9	11.70	V
	8659.35	-52.59	-13	-39.59	-77.34	-54.51	9.98	11.90	V

Remark: Spurious emissions within 30-1000MHz were found more than 20dB below limit line.



LTE Band 4 / 3MHz / QPSK / RB Size 1 Offset 0									
Channel	Frequency (MHz)	EIRP (dBm)	Limit (dBm)	Over Limit (dB)	SPA Reading (dBm)	S.G. Power (dBm)	TX Cable loss (dB)	TX Antenna Gain (dBi)	Polarization (H/V)
Middle	3462.48	-31.07	-13	-18.07	-44.89	-37.49	6.18	12.60	H
	5193.72	-41.68	-13	-28.68	-61.02	-46.64	7.74	12.70	H
	6924.96	-41.32	-13	-28.32	-63.53	-44.02	9	11.70	H
	8656.2	-52.50	-13	-39.50	-77.79	-54.42	9.98	11.90	H
	3462.48	-32.53	-13	-19.53	-46.71	-38.95	6.18	12.60	V
	5193.72	-40.69	-13	-27.69	-60.7	-45.65	7.74	12.70	V
	6924.96	-40.69	-13	-27.69	-63.43	-43.39	9	11.70	V
	8656.2	-51.06	-13	-38.06	-75.79	-52.98	9.98	11.90	V

Remark: Spurious emissions within 30-1000MHz were found more than 20dB below limit line.

LTE Band 4 / 5MHz / QPSK									
Channel	Frequency (MHz)	EIRP (dBm)	Limit (dBm)	Over Limit (dB)	SPA Reading (dBm)	S.G. Power (dBm)	TX Cable loss (dB)	TX Antenna Gain (dBi)	Polarization (H/V)
Middle	3460.68	-29.68	-13	-16.68	-43.50	-36.10	6.18	12.60	H
	5191.02	-41.81	-13	-28.81	-61.15	-46.77	7.74	12.70	H
	6921.36	-43.62	-13	-30.62	-65.69	-46.32	9	11.70	H
	8651.7	-50.64	-13	-37.64	-75.93	-52.56	9.98	11.90	H
	3460.68	-35.08	-13	-22.08	-49.26	-41.50	6.18	12.60	V
	5191.02	-41.22	-13	-28.22	-61.23	-46.18	7.74	12.70	V
	6921.36	-39.47	-13	-26.47	-62.09	-42.17	9	11.70	V
	8651.7	-51.58	-13	-38.58	-76.31	-53.50	9.98	11.90	V

Remark: Spurious emissions within 30-1000MHz were found more than 20dB below limit line.

LTE Band 4 / 10MHz / QPSK / RB Size 1 Offset 0									
Channel	Frequency (MHz)	EIRP (dBm)	Limit (dBm)	Over Limit (dB)	SPA Reading (dBm)	S.G. Power (dBm)	TX Cable loss (dB)	TX Antenna Gain (dBi)	Polarization (H/V)
Middle	3456.18	-45.66	-13	-32.66	-59.32	-52.08	6.18	12.60	H
	5184.27	-47.59	-13	-34.59	-66.93	-52.55	7.74	12.70	H
	6912.36	-40.97	-13	-27.97	-63.04	-43.67	9	11.70	H
	8640.45	-49.58	-13	-36.58	-74.81	-51.50	9.98	11.90	H
	3456.18	-47.54	-13	-34.54	-61.55	-53.96	6.18	12.60	V
	5184.27	-47.63	-13	-34.63	-67.65	-52.59	7.74	12.70	V
	6912.36	-40.68	-13	-27.68	-63.3	-43.38	9	11.70	V
	8640.45	-49.85	-13	-36.85	-74.55	-51.77	9.98	11.90	V

Remark: Spurious emissions within 30-1000MHz were found more than 20dB below limit line.



LTE Band 4 / 15MHz / QPSK / RB Size 1 Offset 0									
Channel	Frequency (MHz)	EIRP (dBm)	Limit (dBm)	Over Limit (dB)	SPA Reading (dBm)	S.G. Power (dBm)	TX Cable loss (dB)	TX Antenna Gain (dBi)	Polarization (H/V)
Middle	3451.68	-48.02	-13	-35.02	-61.68	-54.44	6.18	12.60	H
	5177.52	-47.34	-13	-34.34	-66.68	-52.30	7.74	12.70	H
	6903.36	-40.48	-13	-27.48	-62.42	-43.18	9	11.70	H
	8629.2	-48.88	-13	-35.88	-74.11	-50.80	9.98	11.90	H
	3451.68	-49.35	-13	-36.35	-63.36	-55.77	6.18	12.60	V
	5177.52	-48.63	-13	-35.63	-68.65	-53.59	7.74	12.70	V
	6903.36	-39.97	-13	-26.97	-62.47	-42.67	9	11.70	V
	8629.2	-50.03	-13	-37.03	-74.73	-51.95	9.98	11.90	V

Remark: Spurious emissions within 30-1000MHz were found more than 20dB below limit line.

LTE Band 4 / 20MHz / QPSK / RB Size 1 Offset 0									
Channel	Frequency (MHz)	EIRP (dBm)	Limit (dBm)	Over Limit (dB)	SPA Reading (dBm)	S.G. Power (dBm)	TX Cable loss (dB)	TX Antenna Gain (dBi)	Polarization (H/V)
Middle	3447.18	-39.08	-13	-26.08	-52.74	-45.50	6.18	12.60	H
	5170.77	-45.25	-13	-32.25	-64.58	-50.21	7.74	12.70	H
	6894.36	-42.91	-13	-29.91	-64.86	-45.61	9	11.70	H
	8617.95	-51.16	-13	-38.16	-76.32	-53.08	9.98	11.90	H
	3447.18	-34.16	-13	-21.16	-48.17	-40.58	6.18	12.60	V
	5170.77	-39.20	-13	-26.20	-59.23	-44.16	7.74	12.70	V
	6894.36	-41.93	-13	-28.93	-64.44	-44.63	9	11.70	V
	8617.95	-52.09	-13	-39.09	-76.77	-54.01	9.98	11.90	V

Remark: Spurious emissions within 30-1000MHz were found more than 20dB below limit line.

LTE Band 5 / 1.4MHz / QPSK / RB Size 1 Offset 0									
Channel	Frequency (MHz)	ERP (dBm)	Limit (dBm)	Over Limit (dB)	SPA Reading (dBm)	S.G. Power (dBm)	TX Cable loss (dB)	TX Antenna Gain (dBi)	Polarization (H/V)
Middle	1671.92	-61.68	-13	-48.68	-68.81	-68.37	0.56	9.40	H
	2507.88	-46.03	-13	-33.03	-57.42	-53.74	0.74	10.60	H
	3343.84	-44.34	-13	-31.34	-57.62	-53.94	0.85	12.60	H
	4179.35	-57.60	-13	-44.60	-74.01	-67.16	0.89	12.60	H
	1671.92	-56.24	-13	-43.24	-63.37	-62.93	0.56	9.40	V
	2507.88	-50.33	-13	-37.33	-61.32	-58.04	0.74	10.60	V
	3343.84	-43.60	-13	-30.60	-57.11	-53.20	0.85	12.60	V
	4179.35	-60.76	-13	-47.76	-77.41	-70.32	0.89	12.60	V

Remark: Spurious emissions within 30-1000MHz were found more than 20dB below limit line.



LTE Band 5 / 3MHz / QPSK / RB Size 1 Offset 0									
Channel	Frequency (MHz)	ERP (dBm)	Limit (dBm)	Over Limit (dB)	SPA Reading (dBm)	S.G. Power (dBm)	TX Cable loss (dB)	TX Antenna Gain (dBi)	Polarization (H/V)
Middle	1670.48	-60.79	-13	-47.79	-68.04	-67.48	0.56	9.40	H
	2505.72	-45.69	-13	-32.69	-57.08	-53.40	0.74	10.60	H
	3340.96	-44.61	-13	-31.61	-57.89	-54.21	0.85	12.60	H
	4182.5	-58.48	-13	-45.48	-74.89	-68.04	0.89	12.60	H
	1670.48	-56.39	-13	-43.39	-63.66	-63.08	0.56	9.40	V
	2505.72	-49.47	-13	-36.47	-60.46	-57.18	0.74	10.60	V
	3340.96	-44.21	-13	-31.21	-57.72	-53.81	0.85	12.60	V
	4182.5	-60.72	-13	-47.72	-77.37	-70.28	0.89	12.60	V

Remark: Spurious emissions within 30-1000MHz were found more than 20dB below limit line.

LTE Band 5 / 5MHz / QPSK / RB Size 1 Offset 0									
Channel	Frequency (MHz)	ERP (dBm)	Limit (dBm)	Over Limit (dB)	SPA Reading (dBm)	S.G. Power (dBm)	TX Cable loss (dB)	TX Antenna Gain (dBi)	Polarization (H/V)
Middle	1668.68	-60.95	-13	-47.95	-68.20	-67.64	0.56	9.40	H
	2503.02	-45.87	-13	-32.87	-57.30	-53.58	0.74	10.60	H
	3337.36	-48.37	-13	-35.37	-61.71	-57.97	0.85	12.60	H
	1668.68	-55.81	-13	-42.81	-63.08	-62.50	0.56	9.40	V
	2503.02	-50.87	-13	-37.87	-61.90	-58.58	0.74	10.60	V
	3337.36	-44.15	-13	-31.15	-57.70	-53.75	0.85	12.60	V

Remark: Spurious emissions within 30-1000MHz were found more than 20dB below limit line.

LTE Band 5 / 10MHz / QPSK / RB Size 1 Offset 0									
Channel	Frequency (MHz)	ERP (dBm)	Limit (dBm)	Over Limit (dB)	SPA Reading (dBm)	S.G. Power (dBm)	TX Cable loss (dB)	TX Antenna Gain (dBi)	Polarization (H/V)
Middle	1664.18	-61.20	-13	-48.20	-68.45	-67.89	0.56	9.40	H
	2496.27	-44.19	-13	-31.19	-55.62	-51.90	0.74	10.60	H
	3328.36	-49.66	-13	-36.66	-63.00	-59.26	0.85	12.60	H
	1664.18	-56.73	-13	-43.73	-64.00	-63.42	0.56	9.40	V
	2496.27	-48.27	-13	-35.27	-59.30	-55.98	0.74	10.60	V
	3328.36	-49.48	-13	-36.48	-63.03	-59.08	0.85	12.60	V

Remark: Spurious emissions within 30-1000MHz were found more than 20dB below limit line.



LTE Band 7 / 5MHz / QPSK / RB Size 1 Offset 0									
Channel	Frequency (MHz)	EIRP (dBm)	Limit (dBm)	Over Limit (dB)	SPA Reading (dBm)	S.G. Power (dBm)	TX Cable loss (dB)	TX Antenna Gain (dBi)	Polarization (H/V)
Middle	5065.68	-50.02	-25	-25.02	-69.36	-61.78	0.94	12.70	H
	7598.52	-53.03	-25	-28.03	-76.09	-63.04	1.69	11.70	H
	10131.36	-45.61	-25	-20.61	-73.01	-56.27	1.44	12.10	H
	5065.68	-50.91	-25	-25.91	-71.04	-62.67	0.94	12.70	V
	7598.52	-51.34	-25	-26.34	-74.53	-61.35	1.69	11.70	V
	10131.36	-41.10	-25	-16.10	-68.27	-51.76	1.44	12.10	V

Remark: Spurious emissions within 30-1000MHz were found more than 20dB below limit line.

LTE Band 7 / 10MHz / QPSK / RB Size 1 Offset 0									
Channel	Frequency (MHz)	EIRP (dBm)	Limit (dBm)	Over Limit (dB)	SPA Reading (dBm)	S.G. Power (dBm)	TX Cable loss (dB)	TX Antenna Gain (dBi)	Polarization (H/V)
Middle	5061.18	-51.34	-25	-26.34	-70.68	-63.10	0.94	12.70	H
	7591.77	-54.16	-25	-29.16	-77.22	-64.17	1.69	11.70	H
	10122.36	-47.49	-25	-22.49	-74.89	-58.15	1.44	12.10	H
	5061.18	-52.18	-25	-27.18	-72.31	-63.94	0.94	12.70	V
	7591.77	-49.98	-25	-24.98	-73.17	-59.99	1.69	11.70	V
	10122.36	-39.43	-25	-14.43	-66.6	-50.09	1.44	12.10	V

Remark: Spurious emissions within 30-1000MHz were found more than 20dB below limit line.

LTE Band 7 / 15MHz / QPSK / RB Size 1 Offset 0									
Channel	Frequency (MHz)	EIRP (dBm)	Limit (dBm)	Over Limit (dB)	SPA Reading (dBm)	S.G. Power (dBm)	TX Cable loss (dB)	TX Antenna Gain (dBi)	Polarization (H/V)
Middle	5056.68	-52.90	-25	-27.90	-72.24	-64.66	0.94	12.70	H
	7585.02	-53.45	-25	-28.45	-76.65	-63.46	1.69	11.70	H
	10113.00	-46.31	-25	-21.31	-73.77	-56.97	1.44	12.10	H
	5056.68	-53.64	-25	-28.64	-73.77	-65.40	0.94	12.70	V
	7585.02	-51.57	-25	-26.57	-74.88	-61.58	1.69	11.70	V
	10113.00	-41.43	-25	-16.43	-68.63	-52.09	1.44	12.10	V

Remark: Spurious emissions within 30-1000MHz were found more than 20dB below limit line.



LTE Band 7 / 20MHz / QPSK / RB Size 1 Offset 0									
Channel	Frequency (MHz)	EIRP (dBm)	Limit (dBm)	Over Limit (dB)	SPA Reading (dBm)	S.G. Power (dBm)	TX Cable loss (dB)	TX Antenna Gain (dBi)	Polarization (H/V)
Middle	5052.18	-53.68	-25	-28.68	-73.01	-65.44	0.94	12.70	H
	7578.27	-54.53	-25	-29.53	-77.73	-64.54	1.69	11.70	H
	10104.36	-43.89	-25	-18.89	-71.35	-54.55	1.44	12.10	H
	5052.18	-54.21	-25	-29.21	-74.35	-65.97	0.94	12.70	V
	7578.27	-50.46	-25	-25.46	-73.77	-60.47	1.69	11.70	V
	10104.36	-42.16	-25	-17.16	-69.36	-52.82	1.44	12.10	V

Remark: Spurious emissions within 30-1000MHz were found more than 20dB below limit line.

LTE Band 12 / 1.4MHz / QPSK / RB Size 1 Offset 0									
Channel	Frequency (MHz)	ERP (dBm)	Limit (dBm)	Over Limit (dB)	SPA Reading (dBm)	S.G. Power (dBm)	TX Cable loss (dB)	TX Antenna Gain (dBi)	Polarization (H/V)
Middle	1413.74	-58.76	-13	-45.76	-66.51	-65.45	0.56	9.40	H
	2120.61	-18.90	-13	-5.90	-30.41	-26.61	0.74	10.60	H
	2827.48	-61.14	-13	-48.14	-73.83	-70.74	0.85	12.60	H
	3534.35	-34.62	-13	-21.62	-49.08	-44.18	0.89	12.60	H
	1413.74	-65.22	-13	-52.22	-72.62	-71.91	0.56	9.40	V
	2120.61	-33.77	-13	-20.77	-45.40	-41.48	0.74	10.60	V
	2827.48	-63.67	-13	-50.67	-76.42	-73.27	0.85	12.60	V
	3534.35	-38.96	-13	-25.96	-53.80	-48.52	0.89	12.60	V

Remark: Spurious emissions within 30-1000MHz were found more than 20dB below limit line.

LTE Band 12 / 3MHz / QPSK / RB Size 1 Offset 0									
Channel	Frequency (MHz)	ERP (dBm)	Limit (dBm)	Over Limit (dB)	SPA Reading (dBm)	S.G. Power (dBm)	TX Cable loss (dB)	TX Antenna Gain (dBi)	Polarization (H/V)
Middle	1412.3	-59.11	-13	-46.11	-66.86	-65.80	0.56	9.40	H
	2118.45	-18.68	-13	-5.68	-30.19	-26.39	0.74	10.60	H
	2824.6	-62.45	-13	-49.45	-75.14	-72.05	0.85	12.60	H
	3530.75	-34.25	-13	-21.25	-48.71	-43.81	0.89	12.60	H
	1412.3	-65.73	-13	-52.73	-73.13	-72.42	0.56	9.40	V
	2118.45	-32.49	-13	-19.49	-44.12	-40.20	0.74	10.60	V
	2824.6	-63.69	-13	-50.69	-76.44	-73.29	0.85	12.60	V
	3530.75	-37.77	-13	-24.77	-52.61	-47.33	0.89	12.60	V

Remark: Spurious emissions within 30-1000MHz were found more than 20dB below limit line.



LTE Band 12 / 5MHz / QPSK / RB Size 1 Offset 0									
Channel	Frequency (MHz)	ERP (dBm)	Limit (dBm)	Over Limit (dB)	SPA Reading (dBm)	S.G. Power (dBm)	TX Cable loss (dB)	TX Antenna Gain (dBi)	Polarization (H/V)
Middle	1410.5	-59.91	-13	-46.91	-67.66	-66.60	0.56	9.40	H
	2115.75	-17.84	-13	-4.84	-29.35	-25.55	0.74	10.60	H
	2821	-62.45	-13	-49.45	-75.13	-72.05	0.85	12.60	H
	3526.25	-34.24	-13	-21.24	-48.70	-43.80	0.89	12.60	H
	1410.5	-65.91	-13	-52.91	-73.31	-72.60	0.56	9.40	V
	2115.75	-33.75	-13	-20.75	-45.38	-41.46	0.74	10.60	V
	2821	-63.81	-13	-50.81	-76.55	-73.41	0.85	12.60	V
	3526.25	-38.95	-13	-25.95	-53.79	-48.51	0.89	12.60	V

Remark: Spurious emissions within 30-1000MHz were found more than 20dB below limit line.

LTE Band 12 / 10MHz / QPSK / RB Size 1 Offset 0									
Channel	Frequency (MHz)	ERP (dBm)	Limit (dBm)	Over Limit (dB)	SPA Reading (dBm)	S.G. Power (dBm)	TX Cable loss (dB)	TX Antenna Gain (dBi)	Polarization (H/V)
Middle	1406	-60.86	-13	-47.86	-68.61	-67.55	0.56	9.40	H
	2109	-18.90	-13	-5.90	-30.16	-26.61	0.74	10.60	H
	2812	-57.20	-13	-44.20	-69.88	-66.80	0.85	12.60	H
	3515	-36.01	-13	-23.01	-50.31	-45.57	0.89	12.60	H
	1406	-65.88	-13	-52.88	-73.28	-72.57	0.56	9.40	V
	2109	-35.14	-13	-22.14	-46.50	-42.85	0.74	10.60	V
	2812	-63.67	-13	-50.67	-76.41	-73.27	0.85	12.60	V
	3515	-37.82	-13	-24.82	-52.50	-47.38	0.89	12.60	V

Spurious emissions within 30-1000MHz were found more than 20dB below limit line.

LTE Band 17 / 5MHz / QPSK / RB Size 1 Offset 0									
Channel	Frequency (MHz)	ERP (dBm)	Limit (dBm)	Over Limit (dB)	SPA Reading (dBm)	S.G. Power (dBm)	TX Cable loss (dB)	TX Antenna Gain (dBi)	Polarization (H/V)
Middle	1415.68	-65.46	-13	-52.46	-73.21	-72.15	0.56	9.40	H
	2123.58	-26.19	-13	-13.19	-37.70	-33.90	0.74	10.60	H
	2831.36	-62.84	-13	-49.84	-75.57	-72.44	0.85	12.60	H
	3539.22	-40.74	-13	-27.74	-55.20	-50.30	0.89	12.60	H
	1415.68	-60.11	-13	-47.11	-67.51	-66.80	0.56	9.40	V
	2123.58	-21.18	-13	-8.18	-32.81	-28.89	0.74	10.60	V
	2831.36	-61.73	-13	-48.73	-74.51	-71.33	0.85	12.60	V
	3539.22	-37.47	-13	-24.47	-52.31	-47.03	0.89	12.60	V

Remark: Spurious emissions within 30-1000MHz were found more than 20dB below limit line.



LTE Band 17 / 10MHz / QPSK / RB Size 1 Offset 0									
Channel	Frequency (MHz)	ERP (dBm)	Limit (dBm)	Over Limit (dB)	SPA Reading (dBm)	S.G. Power (dBm)	TX Cable loss (dB)	TX Antenna Gain (dBi)	Polarization (H/V)
Middle	1411.18	-63.93	-13	-50.93	-71.68	-70.62	0.56	9.40	H
	2116.77	-24.86	-13	-11.86	-36.37	-32.57	0.74	10.60	H
	2822.36	-63.88	-13	-50.88	-76.56	-73.48	0.85	12.60	H
	3527.95	-40.88	-13	-27.88	-55.34	-50.44	0.89	12.60	H
	1411.18	-59.75	-13	-46.75	-67.15	-66.44	0.56	9.40	V
	2116.77	-19.55	-13	-6.55	-31.18	-27.26	0.74	10.60	V
	2822.36	-63.17	-13	-50.17	-75.91	-72.77	0.85	12.60	V
	3527.95	-36.72	-13	-23.72	-51.56	-46.28	0.89	12.60	V

Remark: Spurious emissions within 30-1000MHz were found more than 20dB below limit line.