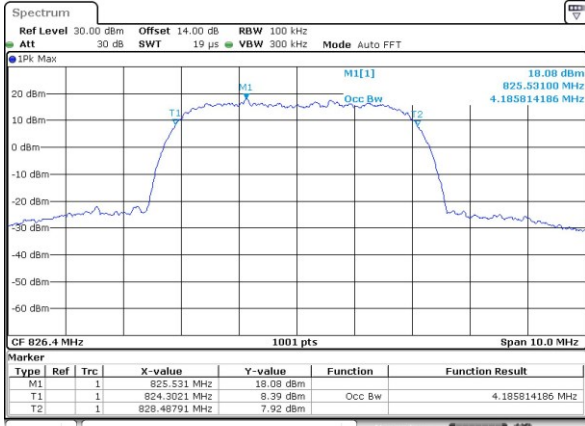




WCDMA Band V (RMC 12.2Kbps)

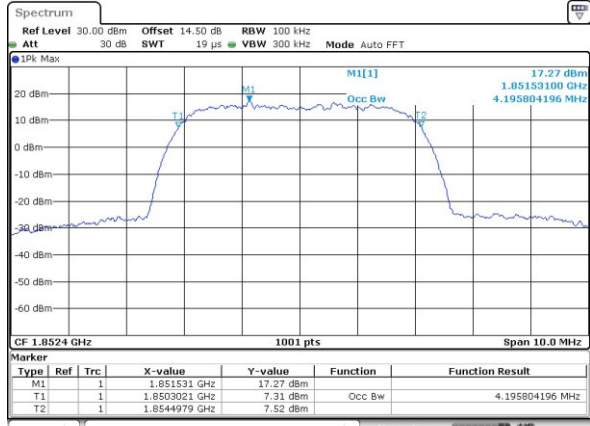
Lowest Channel



Date: 18.OCT.2017 10:51:27

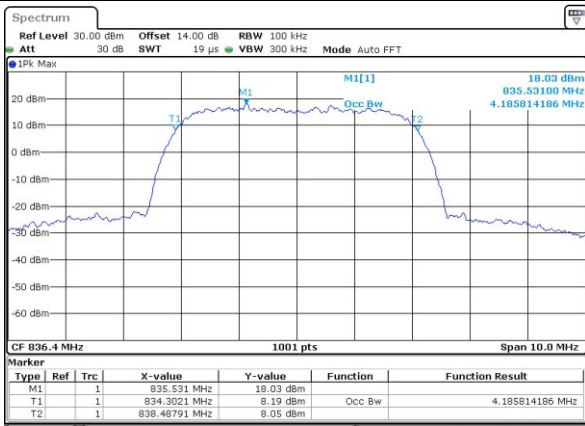
WCDMA Band II (RMC 12.2Kbps)

Lowest Channel



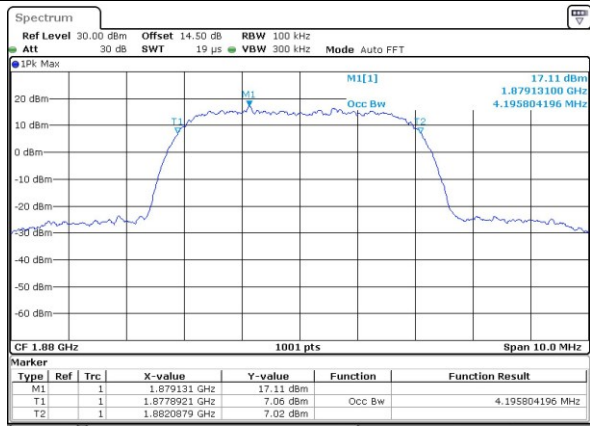
Date: 18.OCT.2017 14:13:37

Middle Channel



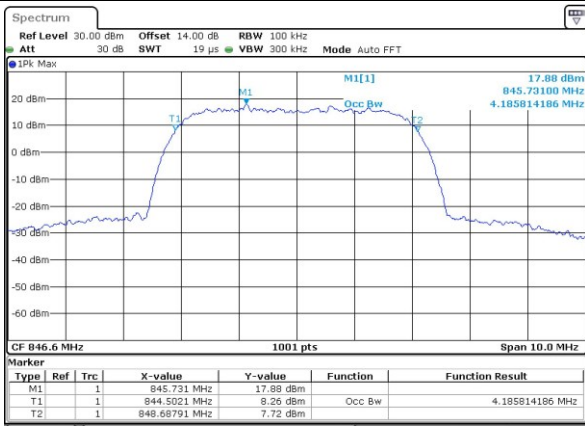
Date: 18.OCT.2017 11:18:50

Middle Channel



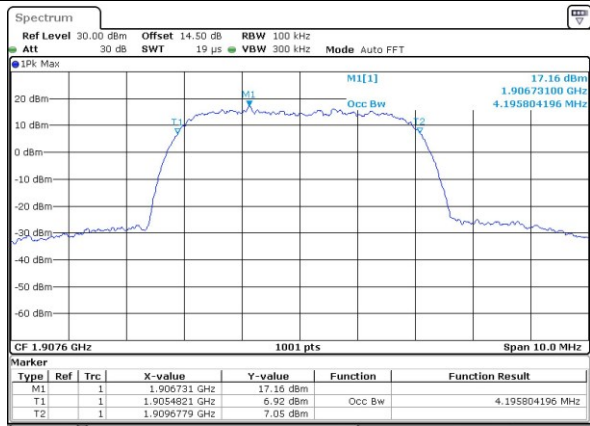
Date: 18.OCT.2017 14:14:12

Highest Channel



Date: 18.OCT.2017 11:20:25

Highest Channel

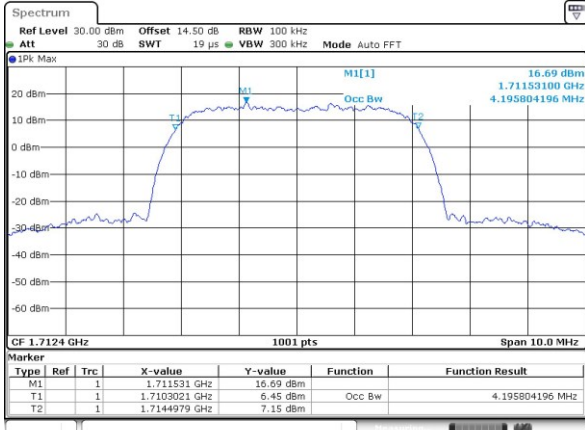


Date: 18.OCT.2017 14:14:53



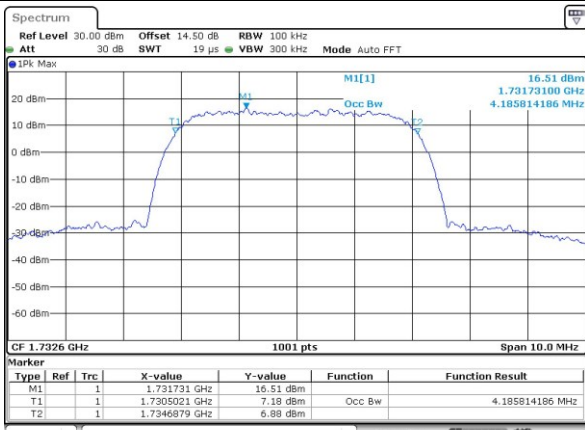
WCDMA Band IV (RMC 12.2Kbps)

Lowest Channel



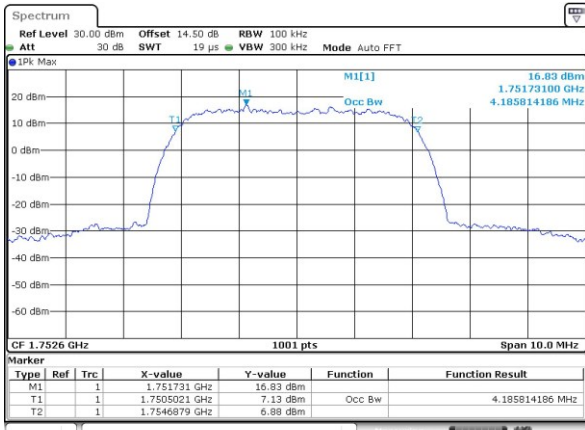
Date: 18.OCT.2017 13:44:48

Middle Channel



Date: 18.OCT.2017 13:46:21

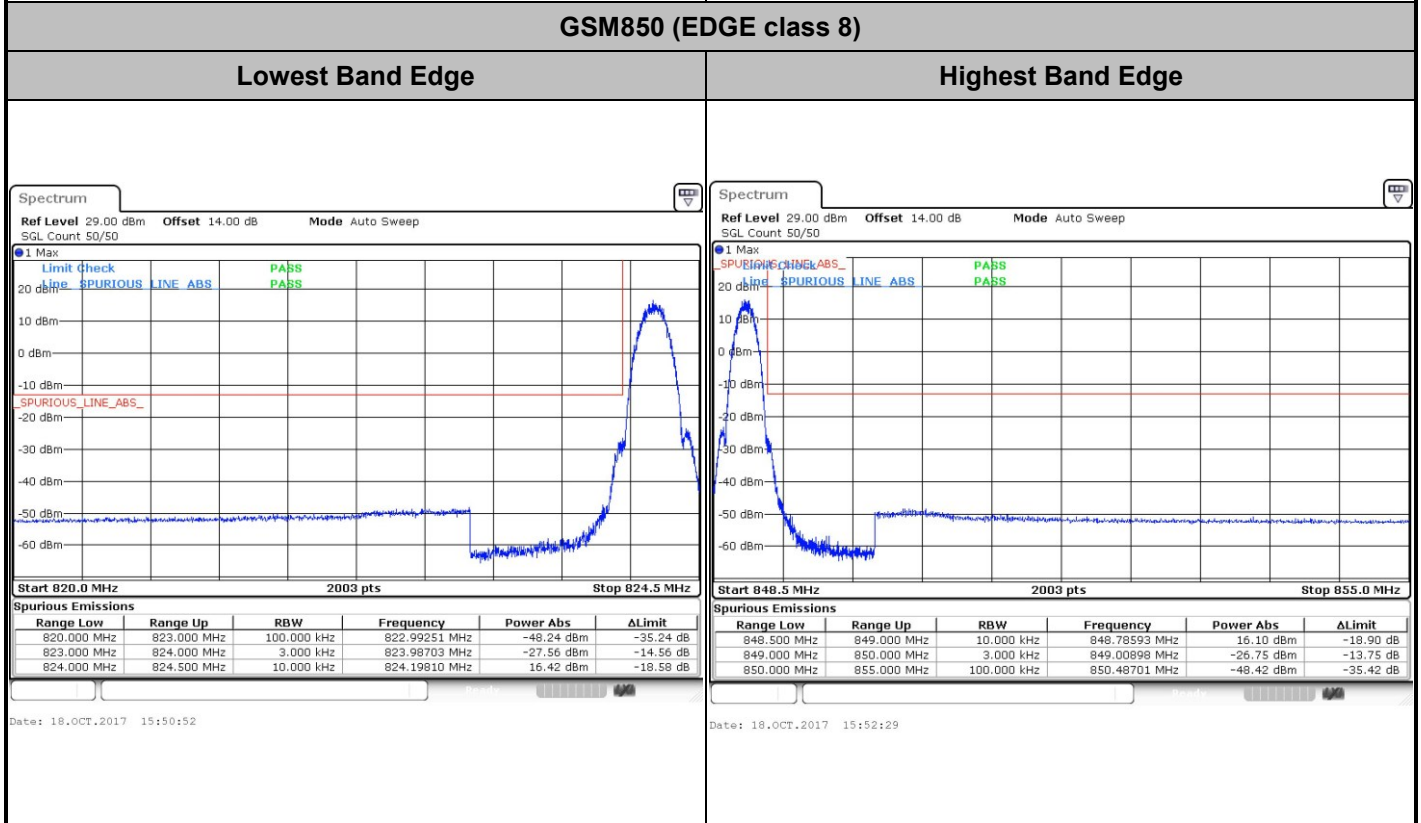
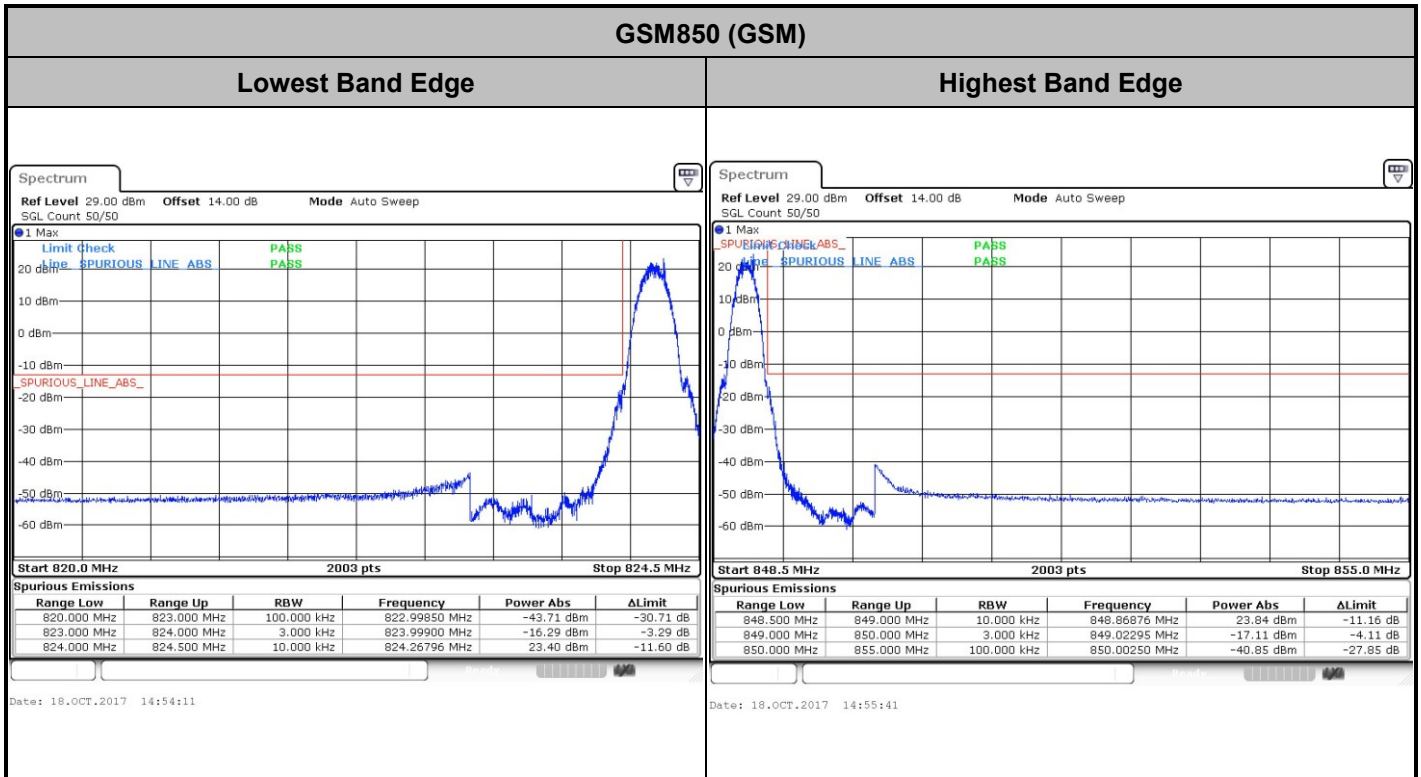
Highest Channel



Date: 18.OCT.2017 13:47:00



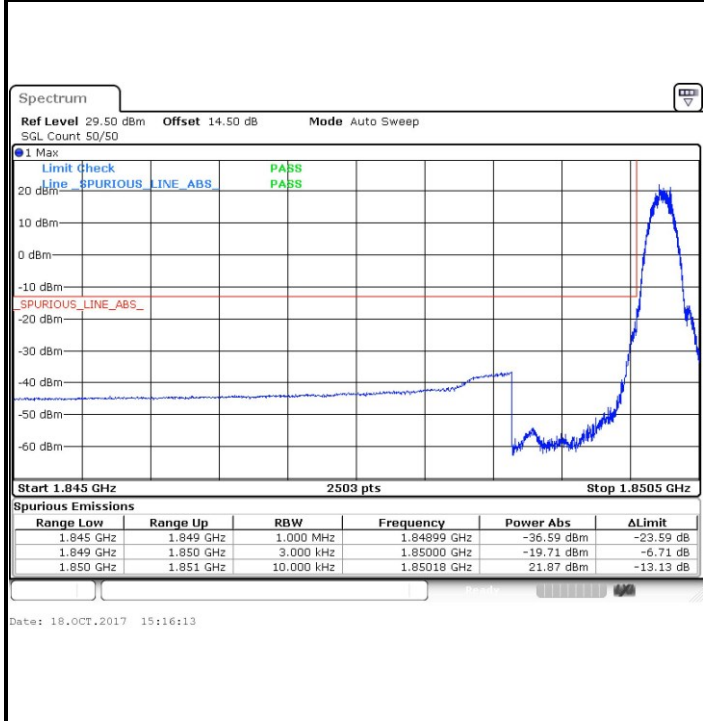
Conducted Band Edge



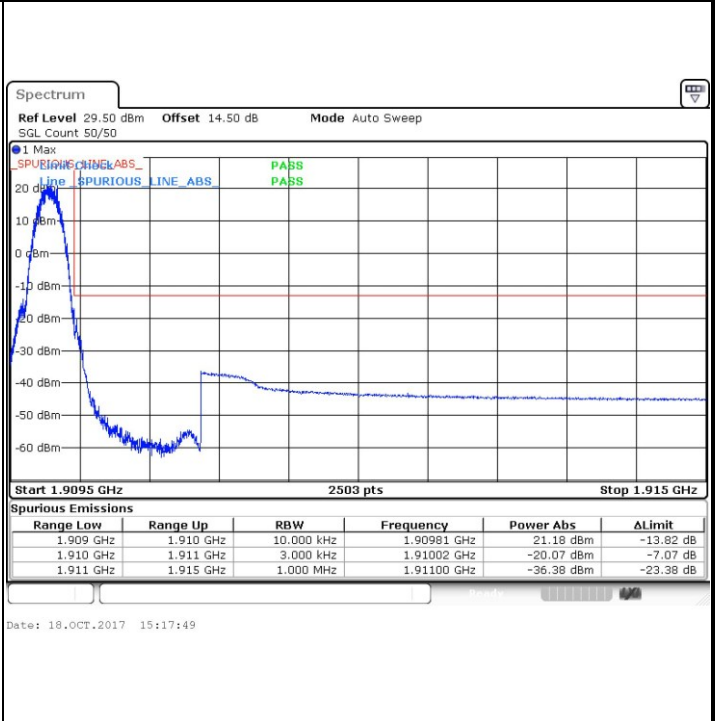


GSM1900 (GSM)

Lowest Band Edge

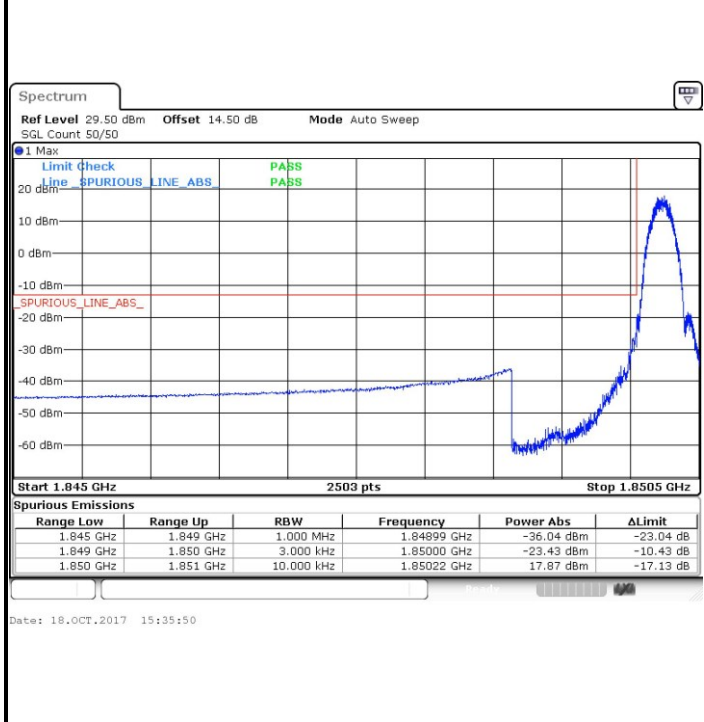


Highest Band Edge

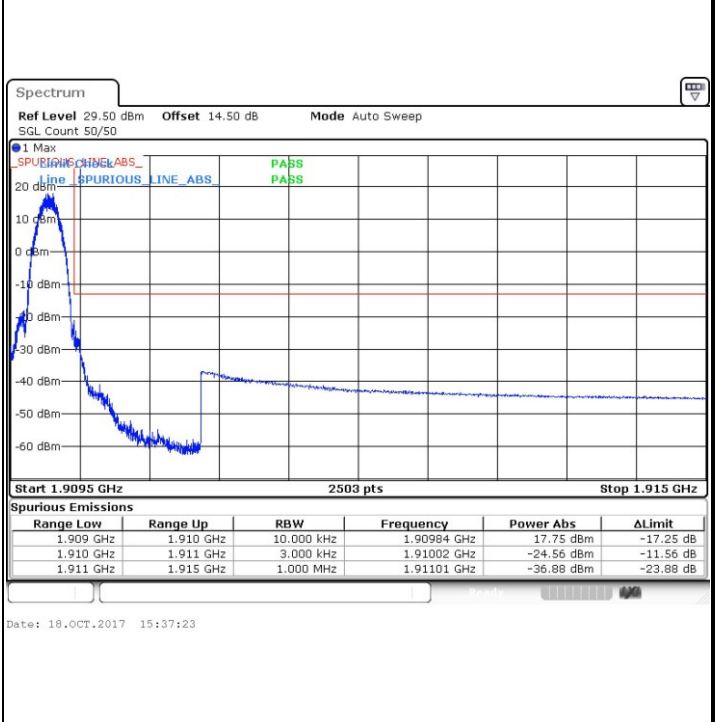


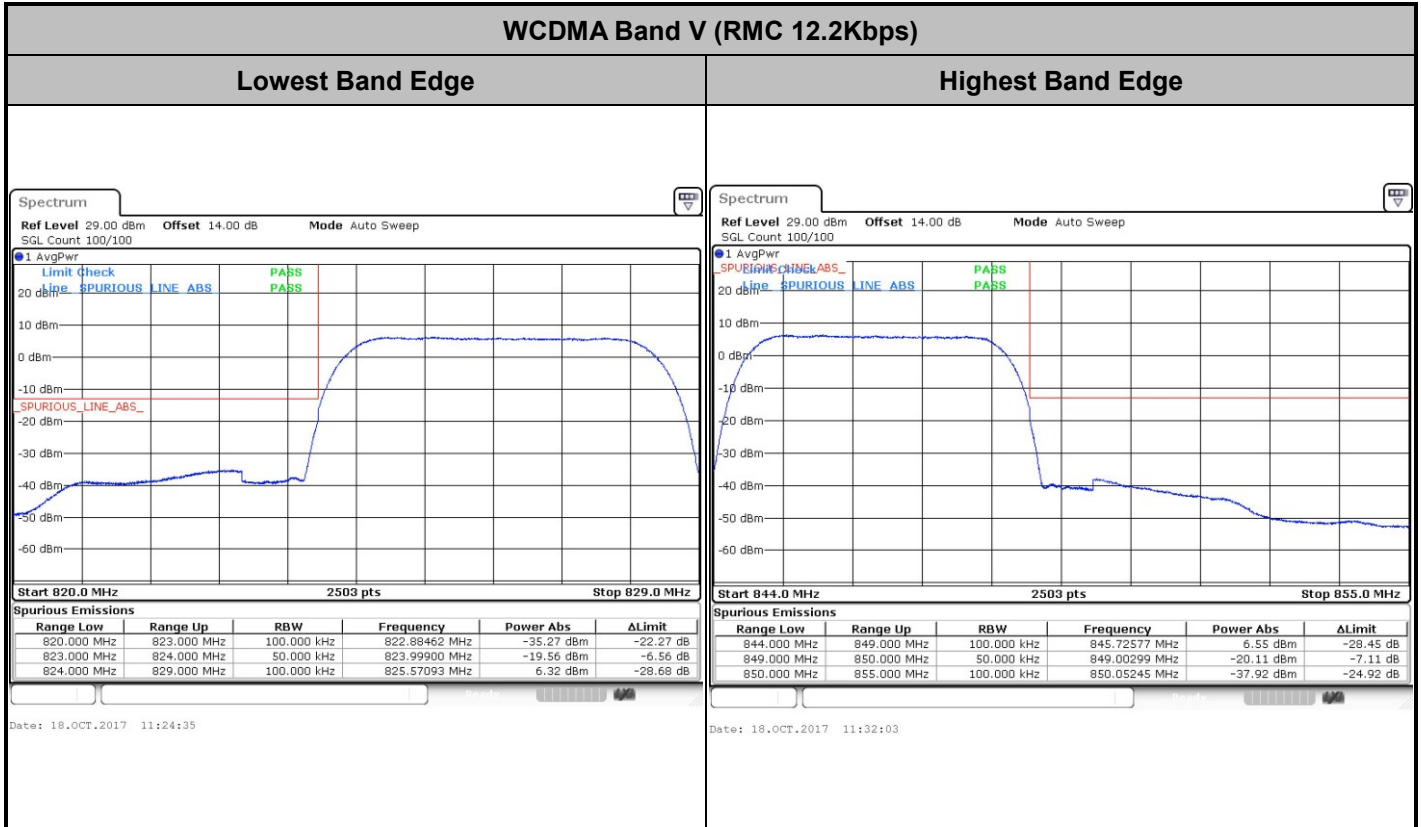
GSM1900 (EDGE class 8)

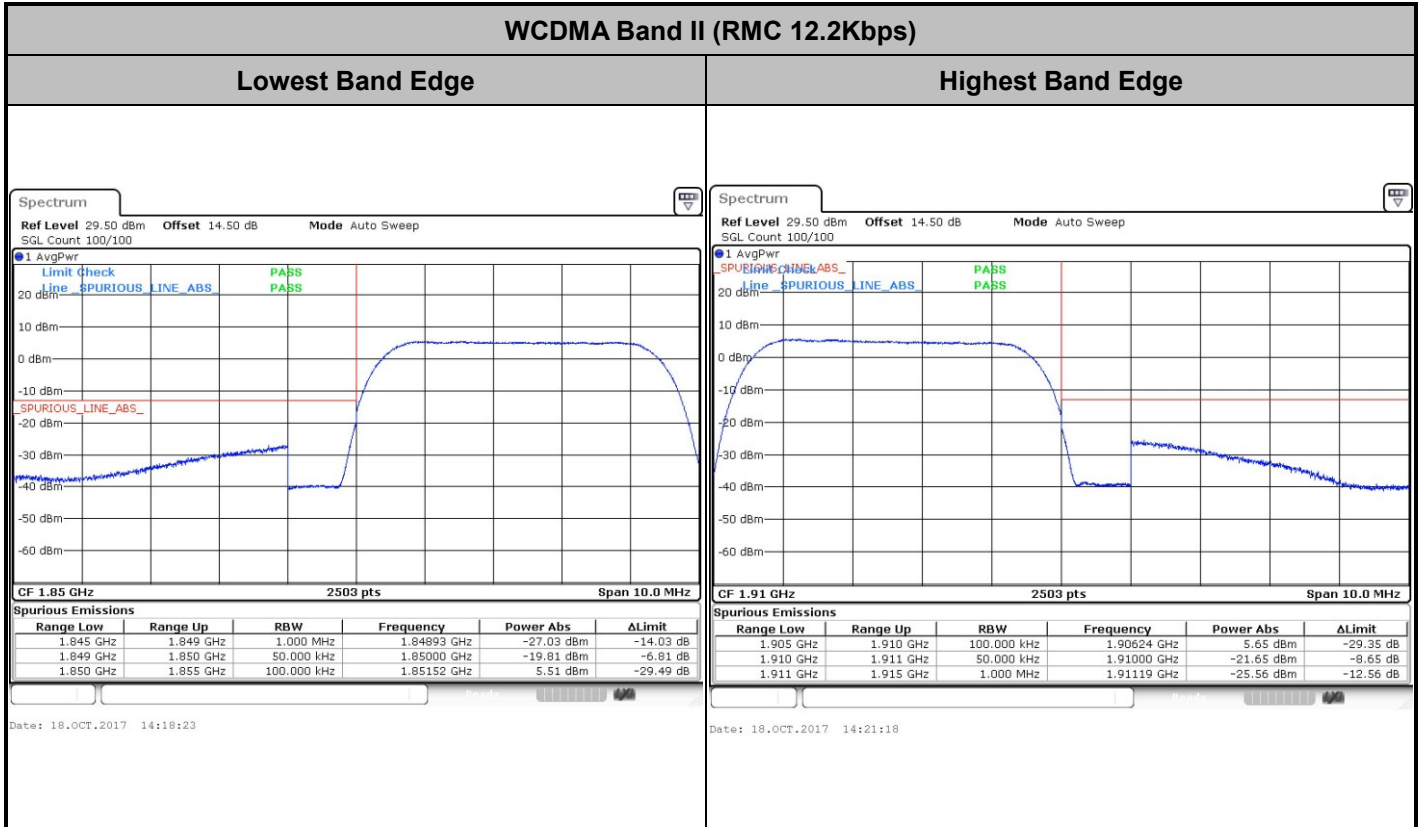
Lowest Band Edge

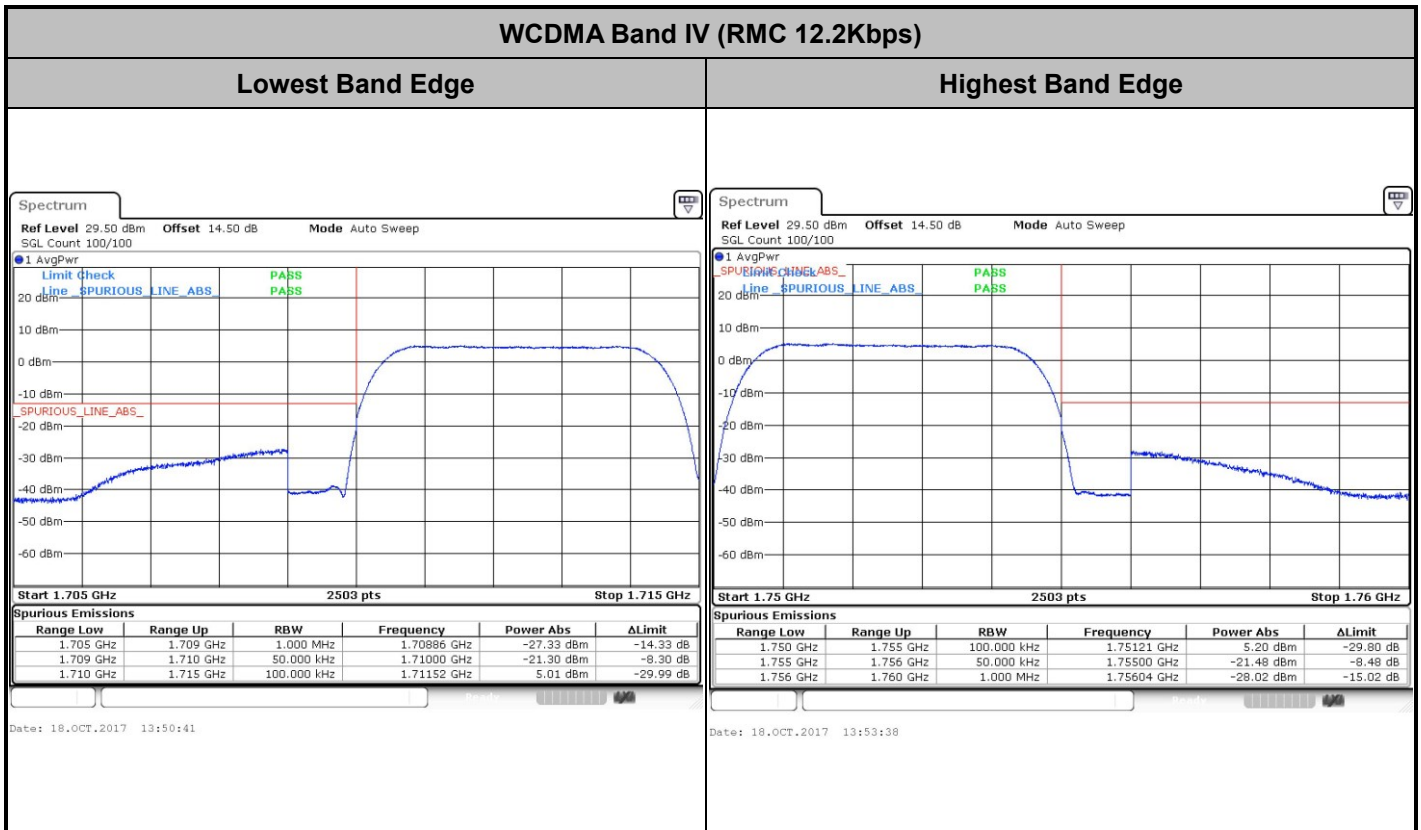


Highest Band Edge



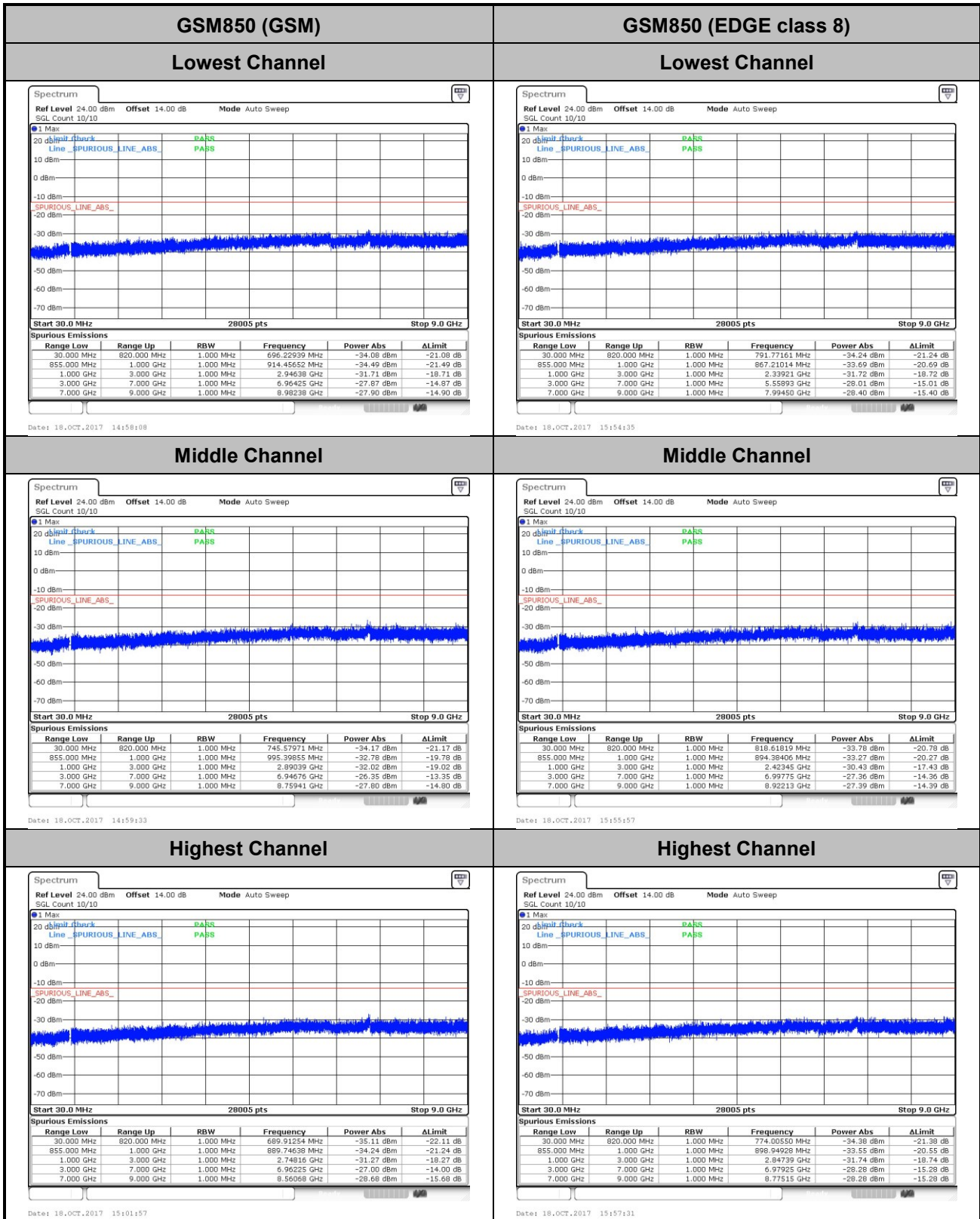


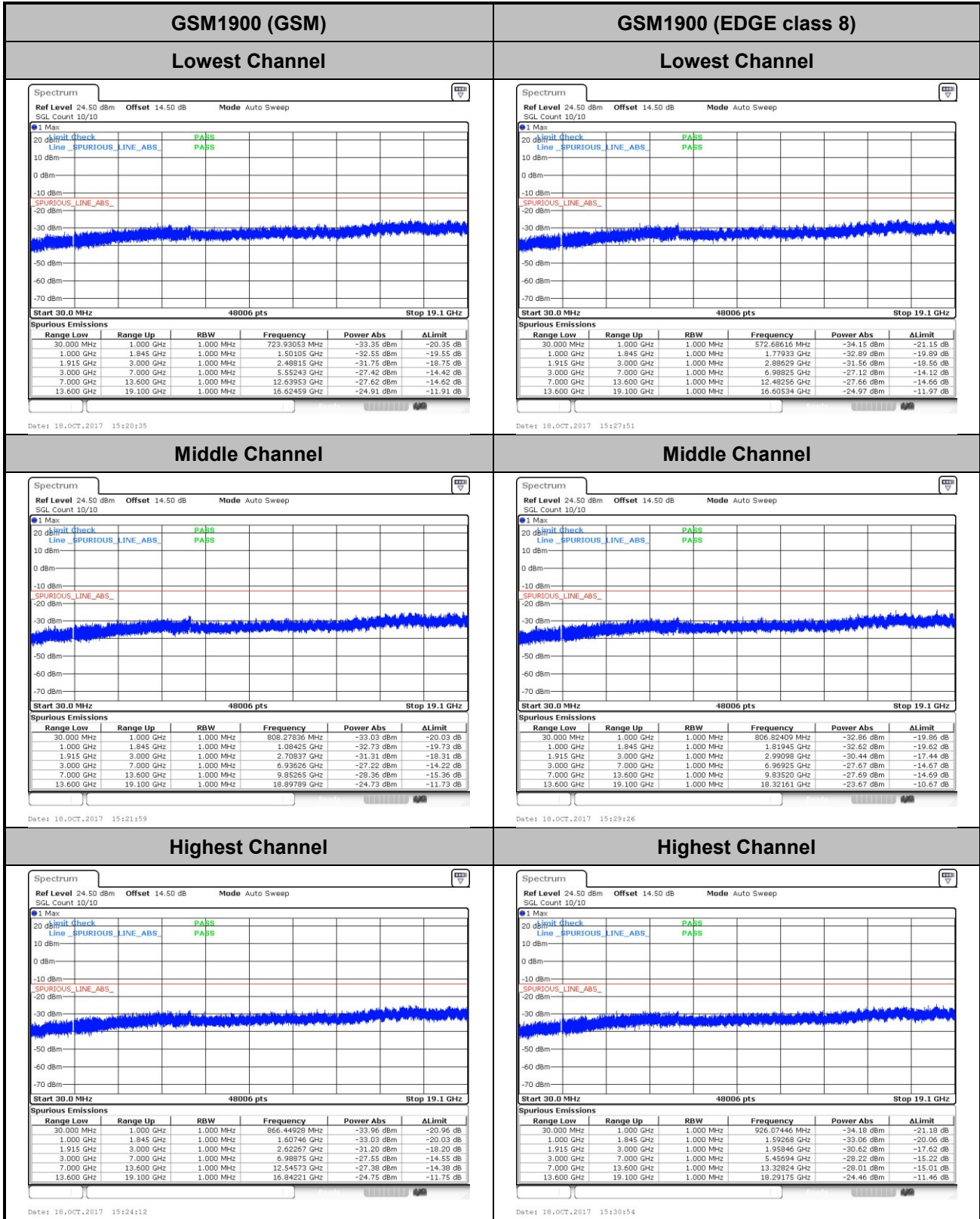






Conducted Spurious Emission

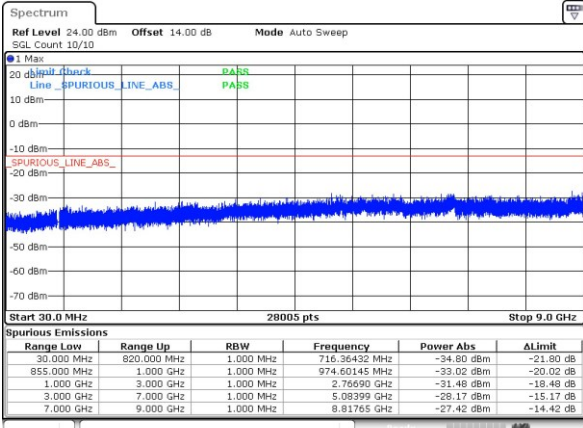






WCDMA Band V (RMC 12.2Kbps)

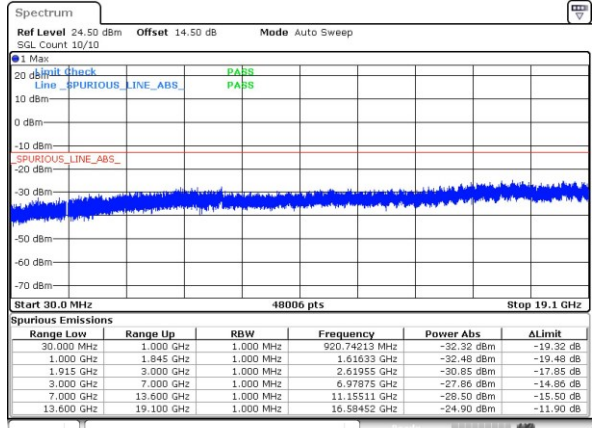
Lowest Channel



Date: 18.OCT.2017 13:30:40

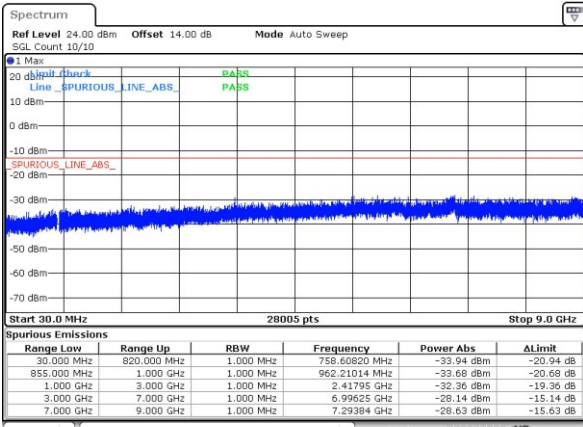
WCDMA Band II (RMC 12.2Kbps)

Lowest Channel



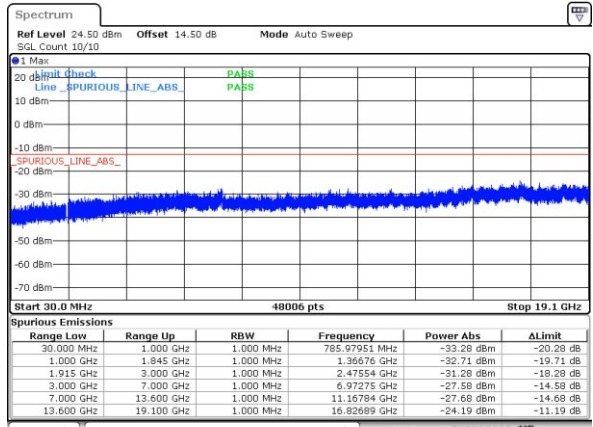
Date: 18.OCT.2017 14:23:36

Middle Channel



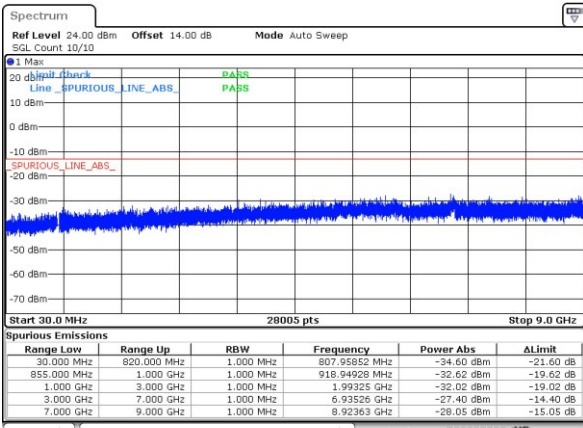
Date: 18.OCT.2017 13:32:44

Middle Channel



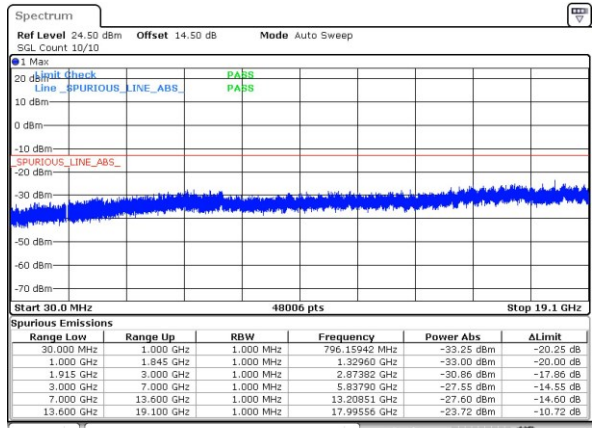
Date: 18.OCT.2017 14:25:05

Highest Channel



Date: 18.OCT.2017 13:34:09

Highest Channel

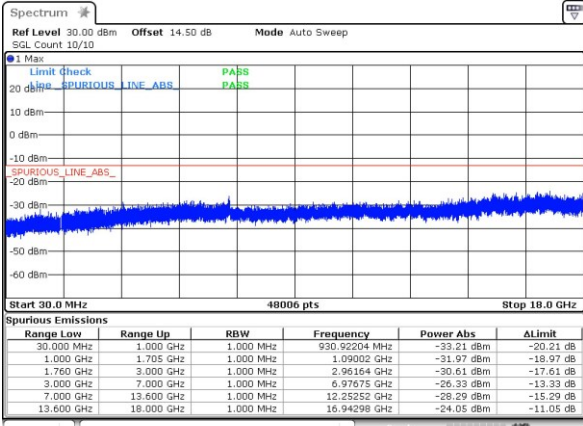


Date: 18.OCT.2017 14:27:26



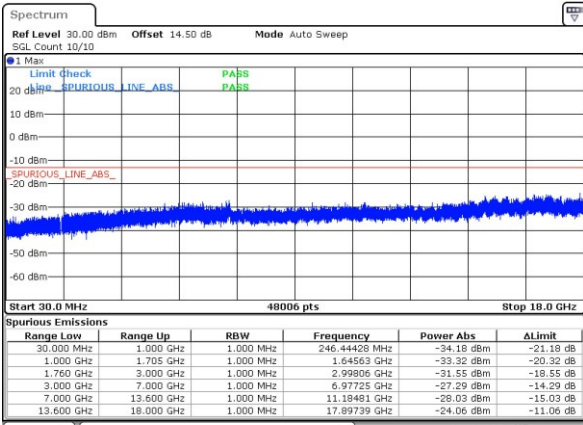
WCDMA Band IV (RMC 12.2Kbps)

Lowest Channel



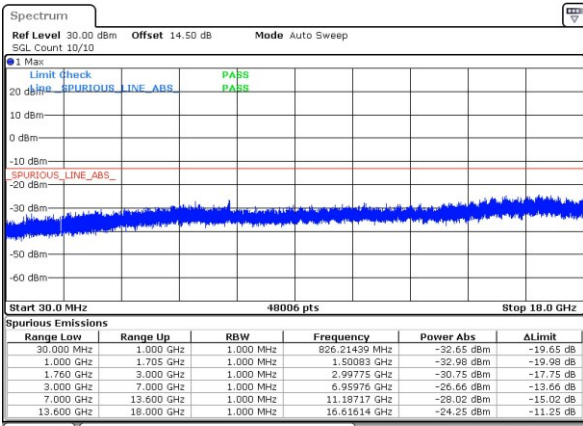
Date: 18.OCT.2017 13:36:39

Middle Channel



Date: 18.OCT.2017 13:36:04

Highest Channel



Date: 18.OCT.2017 13:39:31



Frequency Stability

Test Conditions	Middle Channel	GSM850 (GSM)	GSM850 (EDGE class 8)	Limit 2.5ppm
Temperature (°C)	Voltage (Volt)	Deviation (ppm)		Result
50	Normal Voltage	0.0036	0.0096	PASS
40	Normal Voltage	0.0012	0.0084	
30	Normal Voltage	0.0024	0.0060	
20(Ref.)	Normal Voltage	0.0000	0.0000	
10	Normal Voltage	0.0024	0.0024	
0	Normal Voltage	0.0012	0.0072	
-10	Normal Voltage	0.0024	0.0036	
-20	Normal Voltage	0.0048	0.0096	
-30	Normal Voltage	0.0084	0.0120	
20	Maximum Voltage	0.0084	0.0072	
20	Normal Voltage	0.0000	0.0000	
20	Battery End Point	0.0012	0.0024	

Note: Normal Voltage = 3.8V. : Battery End Point (BEP) = 3.4 V. : Maximum Voltage =4.35 V



Test Conditions	Middle Channel	GSM1900 (GSM)	GSM1900 (EDGE class 8)	Limit Note 2.
Temperature (°C)	Voltage (Volt)	Deviation (ppm)		Result
50	Normal Voltage	0.0011	0.0059	PASS
40	Normal Voltage	0.0005	0.0016	
30	Normal Voltage	0.0005	0.0021	
20(Ref.)	Normal Voltage	0.0000	0.0000	
10	Normal Voltage	0.0011	0.0016	
0	Normal Voltage	0.0016	0.0032	
-10	Normal Voltage	0.0011	0.0021	
-20	Normal Voltage	0.0037	0.0005	
-30	Normal Voltage	0.0059	0.0027	
20	Maximum Voltage	0.0027	0.0021	
20	Normal Voltage	0.0000	0.0000	
20	Battery End Point	0.0016	0.0005	

Note:

1. Normal Voltage = 3.8V. ; Battery End Point (BEP) = 3.4 V. ; Maximum Voltage =4.35 V
2. The frequency fundamental emissions stay within the authorized frequency block based on the frequency deviation measured is small.



Test Conditions	Middle Channel	WCDMA Band V (RMC 12.2Kbps)	Limit 2.5ppm
Temperature (°C)	Voltage (Volt)	Deviation (ppm)	Result
50	Normal Voltage	0.0036	PASS
40	Normal Voltage	0.0012	
30	Normal Voltage	0.0024	
20(Ref.)	Normal Voltage	0.0000	
10	Normal Voltage	0.0012	
0	Normal Voltage	0.0024	
-10	Normal Voltage	0.0048	
-20	Normal Voltage	0.0072	
-30	Normal Voltage	0.0108	
20	Maximum Voltage	0.0036	
20	Normal Voltage	0.0000	
20	Battery End Point	0.0048	

Note: Normal Voltage = 3.8V. ; Battery End Point (BEP) = 3.4 V. ; Maximum Voltage =4.35 V



Test Conditions	Middle Channel	WCDMA Band II (RMC 12.2Kbps)	Limit Note 2.
Temperature (°C)	Voltage (Volt)	Deviation (ppm)	Result
50	Normal Voltage	0.0101	PASS
40	Normal Voltage	0.0080	
30	Normal Voltage	0.0032	
20(Ref.)	Normal Voltage	0.0000	
10	Normal Voltage	0.0011	
0	Normal Voltage	0.0027	
-10	Normal Voltage	0.0011	
-20	Normal Voltage	0.0032	
-30	Normal Voltage	0.0005	
20	Maximum Voltage	0.0021	
20	Normal Voltage	0.0000	
20	Battery End Point	0.0011	

Note:

- 1. Normal Voltage = 3.8V. ; Battery End Point (BEP) = 3.4 V. ; Maximum Voltage =4.35 V
- 2. The frequency fundamental emissions stay within the authorized frequency block based on the frequency deviation measured is small.



Test Conditions	Middle Channel	WCDMA Band IV (RMC 12.2Kbps)	Limit Note 2.
Temperature (°C)	Voltage (Volt)	Deviation (ppm)	Result
50	Normal Voltage	0.0017	PASS
40	Normal Voltage	0.0012	
30	Normal Voltage	0.0006	
20(Ref.)	Normal Voltage	0.0000	
10	Normal Voltage	0.0023	
0	Normal Voltage	0.0029	
-10	Normal Voltage	0.0006	
-20	Normal Voltage	0.0035	
-30	Normal Voltage	0.0023	
20	Maximum Voltage	0.0012	
20	Normal Voltage	0.0000	
20	Battery End Point	0.0006	

Note:

1. Normal Voltage = 3.8V. ; Battery End Point (BEP) = 3.4 V. ; Maximum Voltage =4.35 V
2. The frequency fundamental emissions stay within the authorized frequency block based on the frequency deviation measured is small.



Appendix B. Test Results of Radiated Test

Radiated Spurious Emission

GSM850 (GSM)									
Channel	Frequency (MHz)	ERP (dBm)	Limit (dBm)	Over Limit (dB)	SPA Reading (dBm)	S.G. Power (dBm)	TX Cable loss (dB)	TX Antenna Gain (dBi)	Polarization (H/V)
Middle	1672	-50.47	-13	-37.47	-57.60	-57.16	0.56	9.40	H
	2510	-46.72	-13	-33.72	-58.11	-54.43	0.74	10.60	H
	3346	-44.51	-13	-31.51	-57.79	-54.11	0.85	12.60	H
	4182	-58.70	-13	-45.70	-75.11	-68.26	0.89	12.60	H
	1672	-60.38	-13	-47.38	-67.51	-67.07	0.56	9.40	V
	2510	-49.29	-13	-36.29	-60.28	-57.00	0.74	10.60	V
	3346	-51.65	-13	-38.65	-65.16	-61.25	0.85	12.60	V
	4182	-55.41	-13	-42.41	-72.06	-64.97	0.89	12.60	V

Remark: Spurious emissions within 30-1000MHz were found more than 20dB below limit line.

EDGE 850 (GSM)									
Channel	Frequency (MHz)	ERP (dBm)	Limit (dBm)	Over Limit (dB)	SPA Reading (dBm)	S.G. Power (dBm)	TX Cable loss (dB)	TX Antenna Gain (dBi)	Polarization (H/V)
Middle	1672	-61.52	-13	-48.52	-68.65	-68.21	0.56	9.40	H
	2510	-59.42	-13	-46.42	-70.81	-67.13	0.74	10.60	H
	3346	-64.17	-13	-51.17	-77.45	-73.77	0.85	12.60	H
	1672	-68.12	-13	-55.12	-75.25	-74.81	0.56	9.40	V
	2510	-64.47	-13	-51.47	-75.46	-72.18	0.74	10.60	V
	3346	-63.94	-13	-50.94	-77.45	-73.54	0.85	12.60	V



GSM1900 (GSM)									
Channel	Frequency (MHz)	EIRP (dBm)	Limit (dBm)	Over Limit (dB)	SPA Reading (dBm)	S.G. Power (dBm)	TX Cable loss (dB)	TX Antenna Gain (dBi)	Polarization (H/V)
Middle	3760	-62.09	-13	-49.09	-77.37	-68.13	6.56	12.60	H
	5640	-59.56	-13	-46.56	-78.91	-64.66	8	13.10	H
	7520	-55.37	-13	-42.37	-78.96	-57.10	9.57	11.30	H
	3760	-58.08	-13	-45.08	-73.63	-64.12	6.56	12.6	V
	5640	-59.09	-13	-46.09	-79.01	-64.19	8	13.1	V
	7520	-55.21	-13	-42.21	-78.85	-56.94	9.57	11.3	V

Remark: Spurious emissions within 30-1000MHz were found more than 20dB below limit line.

EDGE1900 (GSM)									
Channel	Frequency (MHz)	EIRP (dBm)	Limit (dBm)	Over Limit (dB)	SPA Reading (dBm)	S.G. Power (dBm)	TX Cable loss (dB)	TX Antenna Gain (dBi)	Polarization (H/V)
Middle	3760	-61.78	-13	-48.78	-77.06	-67.82	6.56	12.60	H
	5640	-59.60	-13	-46.60	-78.95	-64.70	8	13.10	H
	7520	-55.64	-13	-42.64	-79.23	-57.37	9.57	11.30	H
	3760	-59.90	-13	-46.90	-75.45	-65.94	6.56	12.6	V
	5640	-58.89	-13	-45.89	-78.81	-63.99	8	13.1	V
	7520	-55.54	-13	-42.54	-79.18	-57.27	9.57	11.3	V



WCDMA Band II (RMC 12.2Kbps)									
Channel	Frequency (MHz)	EIRP (dBm)	Limit (dBm)	Over Limit (dB)	SPA Reading (dBm)	S.G. Power (dBm)	TX Cable loss (dB)	TX Antenna Gain (dBi)	Polarization (H/V)
Middle	3760	-44.20	-13	-31.20	-59.48	-50.24	6.56	12.60	H
	5640	-56.51	-13	-43.51	-75.86	-61.61	8	13.10	H
	7520	-55.49	-13	-42.49	-79.08	-57.22	9.57	11.30	H
	3760	-36.79	-13	-23.79	-52.34	-42.83	6.56	12.6	V
	5640	-55.45	-13	-42.45	-75.37	-60.55	8	13.1	V
	7520	-55.24	-13	-42.24	-78.88	-56.97	9.57	11.3	V

Remark: Spurious emissions within 30-1000MHz were found more than 20dB below limit line.

WCDMA Band IV(RMC 12.2Kbps)									
Channel	Frequency (MHz)	EIRP (dBm)	Limit (dBm)	Over Limit (dB)	SPA Reading (dBm)	S.G. Power (dBm)	TX Cable loss (dB)	TX Antenna Gain (dBi)	Polarization (H/V)
Middle	3465.2	-39.64	-13	-26.64	-53.46	-46.06	6.18	12.60	H
	5197.8	-50.31	-13	-37.31	-69.64	-55.27	7.74	12.70	H
	6930.4	-51.89	-13	-38.89	-74.08	-54.59	9	11.70	H
	3465.2	-42.03	-13	-29.03	-56.21	-48.45	6.18	12.60	V
	5197.8	-48.80	-13	-35.80	-68.8	-53.76	7.74	12.70	V
	6930.4	-50.60	-13	-37.60	-73.32	-53.30	9	11.70	V

Remark: Spurious emissions within 30-1000MHz were found more than 20dB below limit line.

WCDMA Band V (RMC 12.2Kbps)									
Channel	Frequency (MHz)	ERP (dBm)	Limit (dBm)	Over Limit (dB)	SPA Reading (dBm)	S.G. Power (dBm)	TX Cable loss (dB)	TX Antenna Gain (dBi)	Polarization (H/V)
Middle	1672	-63.91	-13	-50.91	-71.04	-70.60	0.56	9.40	H
	2510	-64.50	-13	-51.50	-75.89	-72.21	0.74	10.60	H
	3346	-55.78	-13	-42.78	-69.06	-65.38	0.85	12.60	H
	1672	-66.81	-13	-53.81	-73.94	-73.50	0.56	9.40	V
	2510	-65.29	-13	-52.29	-76.28	-73.00	0.74	10.60	V
	3346	-58.34	-13	-45.34	-71.85	-67.94	0.85	12.60	V

Remark: Spurious emissions within 30-1000MHz were found more than 20dB below limit line.