

### P01\_GSM850\_GPRS 11\_Left Cheek\_128

#### DUT: EUT

Communication System: GPRS 850-3solt; Frequency: 824.2 MHz;Duty Cycle: 1:2.67  
Medium: H835 Medium parameters used (interpolated):  $f = 824.2$  MHz;  $\sigma = 0.912$  mho/m;  $\epsilon_r = 42.7$ ;  
 $\rho = 1000$  kg/m<sup>3</sup>

#### DASY4 Configuration:

- Probe: ES3DV3 - SN3090; ConvF(6.12, 6.12, 6.12); Calibrated: 2019/4/12
- Sensor-Surface: 3mm (Mechanical Surface Detection)
- Electronics: DAE4 Sn662; Calibrated: 2019/4/11
- Phantom: SAM 1; Type: QD 000 P40 CB; Serial: TP/1378
- ; Postprocessing SW: SEMCAD, V1.8 Build 186

**Test/Area Scan (61x71x1):** Measurement grid: dx=15mm, dy=15mm

Maximum value of SAR (interpolated) = 0.084 mW/g

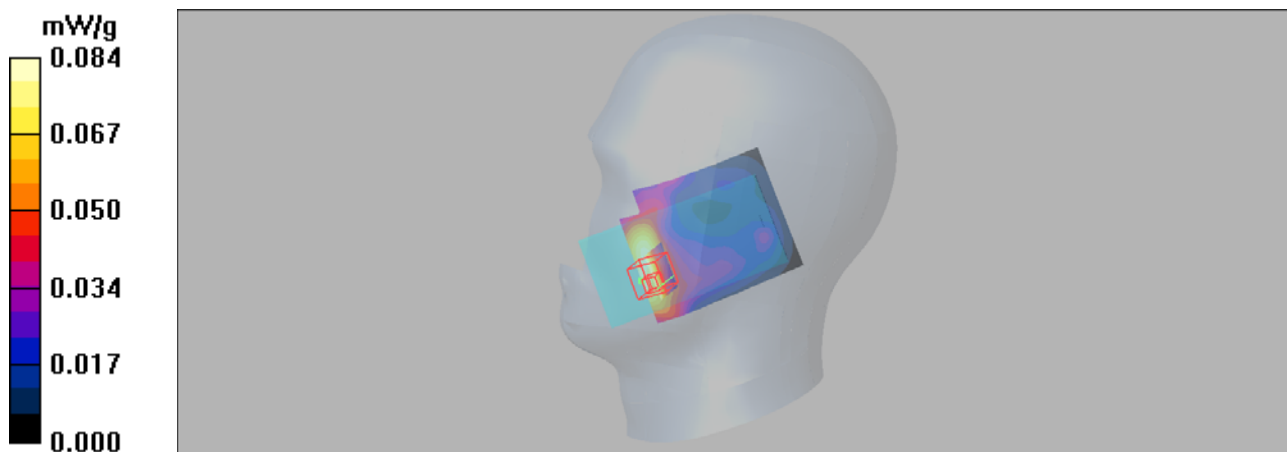
**Test/Zoom Scan (5x5x7)/Cube 0:** Measurement grid: dx=8mm, dy=8mm, dz=5mm

Reference Value = 4.17 V/m; Power Drift = 0.02 dB

Peak SAR (extrapolated) = 0.120 W/kg

**SAR(1 g) = 0.089 mW/g; SAR(10 g) = 0.060 mW/g**

Maximum value of SAR (measured) = 0.108 mW/g



## P02\_GSM1900\_GPRS 11\_Right Cheek\_512

### DUT: EUT

Communication System: GPRS1900-3slots; Frequency: 1850.2 MHz; Duty Cycle: 1:2.67  
Medium: H1900 Medium parameters used (interpolated):  $f = 1850.2$  MHz;  $\sigma = 1.35$  mho/m;  $\epsilon_r = 41.6$ ;  
 $\rho = 1000$  kg/m<sup>3</sup>

#### DASY4 Configuration:

- Probe: ES3DV3 - SN3090; ConvF(5.06, 5.06, 5.06); Calibrated: 2019/4/12
- Sensor-Surface: 3mm (Mechanical Surface Detection)
- Electronics: DAE4 Sn662; Calibrated: 2019/4/11
- Phantom: SAM 1; Type: QD 000 P40 CB; Serial: TP/1378
- ; Postprocessing SW: SEMCAD, V1.8 Build 186

**Test/Area Scan (61x71x1):** Measurement grid: dx=15mm, dy=15mm

Maximum value of SAR (interpolated) = 0.094 mW/g

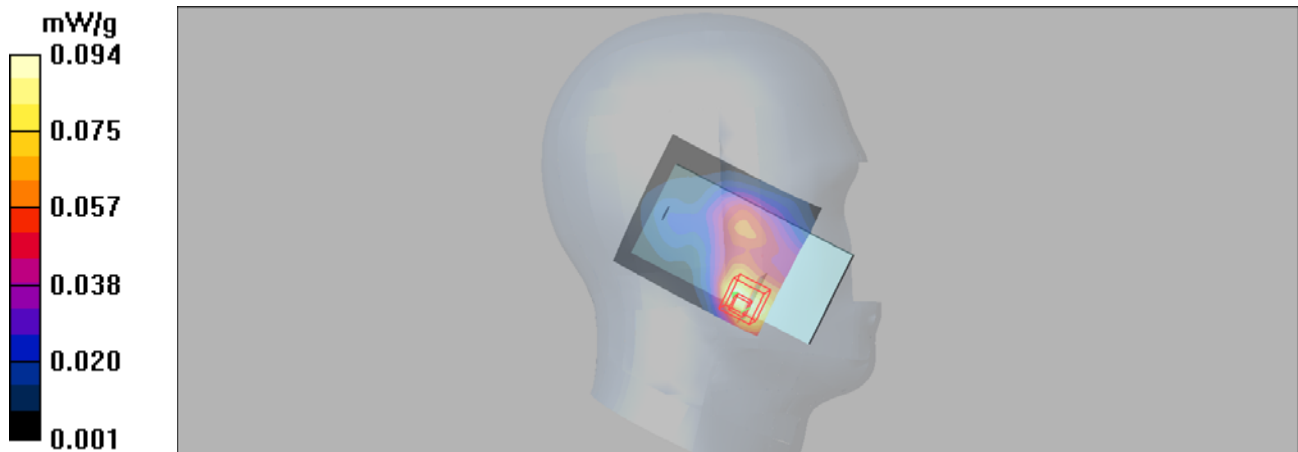
**Test/Zoom Scan (5x5x7)/Cube 0:** Measurement grid: dx=8mm, dy=8mm, dz=5mm

Reference Value = 3.98 V/m; Power Drift = 0.01 dB

Peak SAR (extrapolated) = 0.120 W/kg

**SAR(1 g) = 0.075 mW/g; SAR(10 g) = 0.047 mW/g**

Maximum value of SAR (measured) = 0.088 mW/g



**P03\_WCDMA II\_RMC12.2K\_Right Cheek\_9538****DUT: EUT**

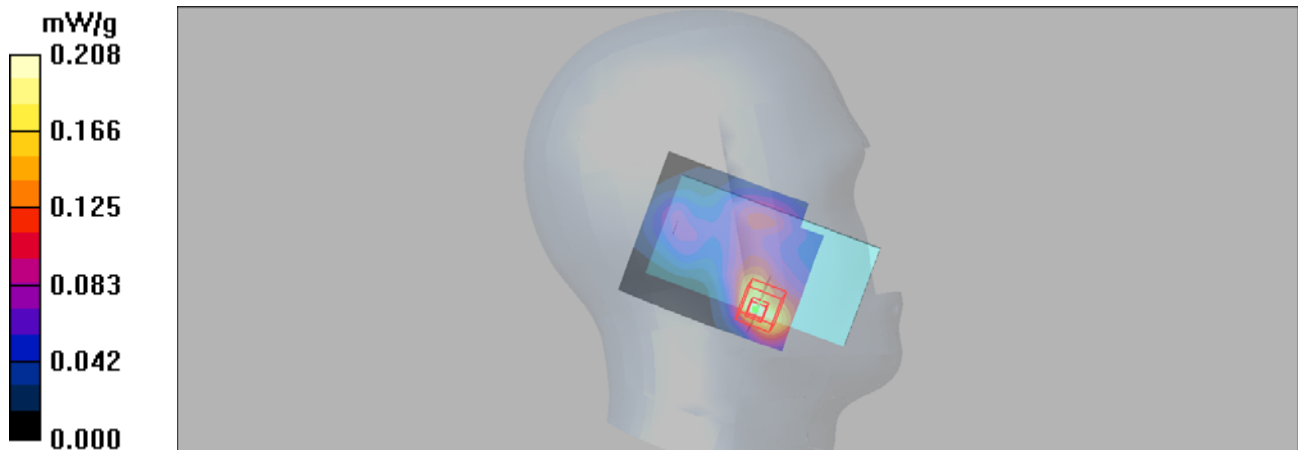
Communication System: WCDMA Band II; Frequency: 1907.6 MHz; Duty Cycle: 1:1  
Medium: H1900 Medium parameters used:  $f = 1908$  MHz;  $\sigma = 1.42$  mho/m;  $\epsilon_r = 41.3$ ;  $\rho = 1000$  kg/m<sup>3</sup>

**DASY4 Configuration:**

- Probe: ES3DV3 - SN3090; ConvF(5.06, 5.06, 5.06); Calibrated: 2019/4/12
- Sensor-Surface: 3mm (Mechanical Surface Detection)
- Electronics: DAE4 Sn662; Calibrated: 2019/4/11
- Phantom: SAM 1; Type: QD 000 P40 CB; Serial: TP/1378
- ; Postprocessing SW: SEMCAD, V1.8 Build 186

**Test/Area Scan (61x71x1):** Measurement grid: dx=15mm, dy=15mm  
Maximum value of SAR (interpolated) = 0.208 mW/g

**Test/Zoom Scan (5x5x7)/Cube 0:** Measurement grid: dx=8mm, dy=8mm, dz=5mm  
Reference Value = 7.77 V/m; Power Drift = -0.054 dB  
Peak SAR (extrapolated) = 0.284 W/kg  
**SAR(1 g) = 0.167 mW/g; SAR(10 g) = 0.094 mW/g**  
Maximum value of SAR (measured) = 0.210 mW/g



**P04\_WCDMA V\_RMC12.2K\_Left Cheek\_4132****DUT: EUT**

Communication System: WCDMA Band V; Frequency: 826.4 MHz; Duty Cycle: 1:1

Medium: H835 Medium parameters used (interpolated):  $f = 826.4$  MHz;  $\sigma = 0.914$  mho/m;  $\epsilon_r = 42.7$ ;

$\rho = 1000$  kg/m<sup>3</sup>

DASY4 Configuration:

- Probe: ES3DV3 - SN3090; ConvF(6.12, 6.12, 6.12); Calibrated: 2019/4/12
- Sensor-Surface: 3mm (Mechanical Surface Detection)
- Electronics: DAE4 Sn662; Calibrated: 2019/4/11
- Phantom: SAM 1; Type: QD 000 P40 CB; Serial: TP/1378
- ; Postprocessing SW: SEMCAD, V1.8 Build 186

**Test/Area Scan (61x71x1):** Measurement grid: dx=15mm, dy=15mm

Maximum value of SAR (interpolated) = 0.041 mW/g

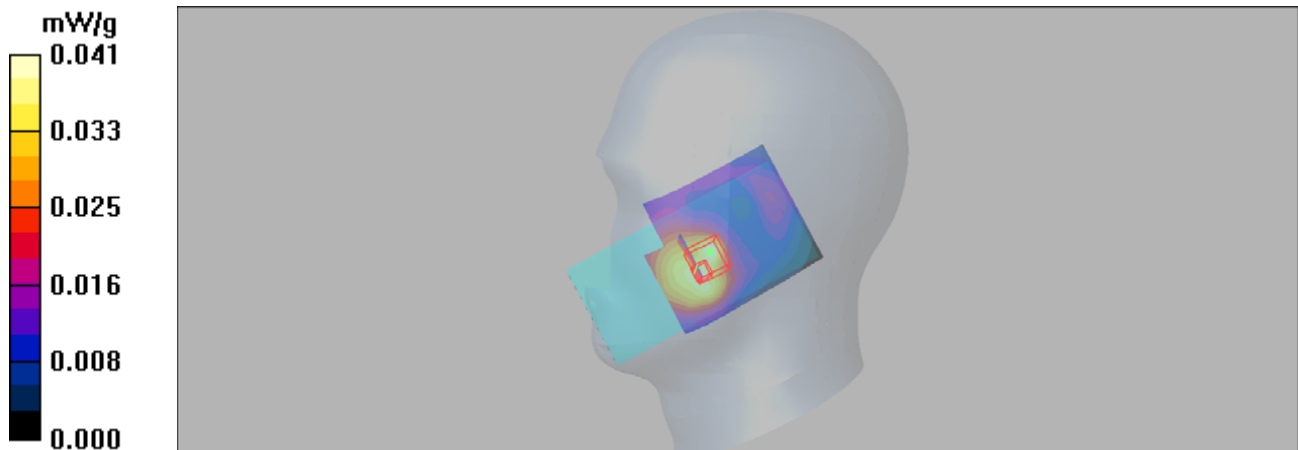
**Test/Zoom Scan (5x5x7)/Cube 0:** Measurement grid: dx=8mm, dy=8mm, dz=5mm

Reference Value = 4.69 V/m; Power Drift = 0.080 dB

Peak SAR (extrapolated) = 0.040 W/kg

**SAR(1 g) = 0.033 mW/g; SAR(10 g) = 0.024 mW/g**

Maximum value of SAR (measured) = 0.036 mW/g



## P05\_802.11b\_Right Cheek\_1

### DUT: EUT

Communication System: Wlan 802.11b; Frequency: 2412 MHz; Duty Cycle: 1:1

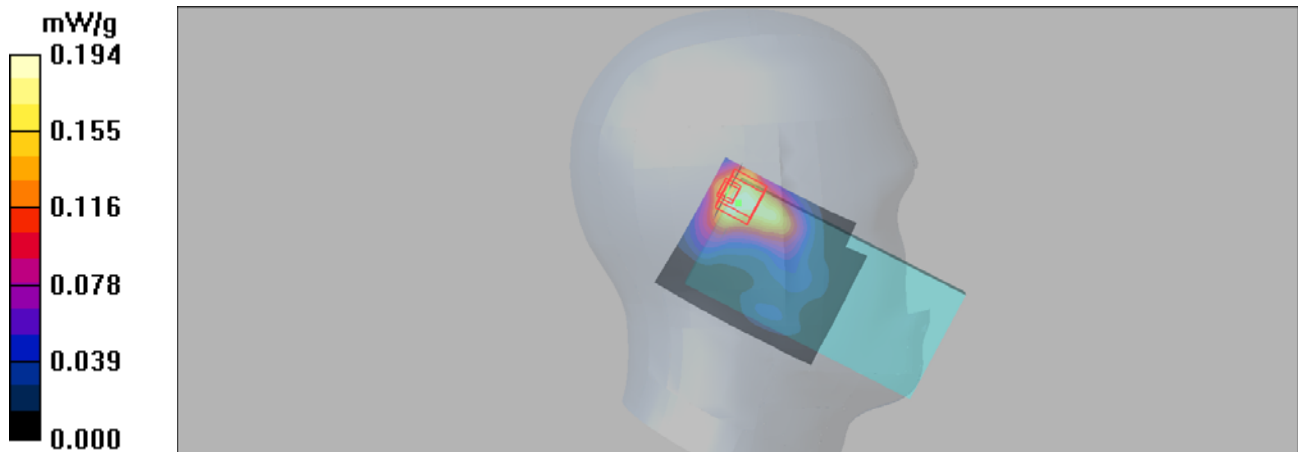
Medium: H2450 Medium parameters used:  $f = 2412$  MHz;  $\sigma = 1.72$  mho/m;  $\epsilon_r = 40.3$ ;  $\rho = 1000$  kg/m<sup>3</sup>

#### DASY4 Configuration:

- Probe: ES3DV3 - SN3090; ConvF(4.57, 4.57, 4.57); Calibrated: 2019/4/12
- Sensor-Surface: 3mm (Mechanical Surface Detection)
- Electronics: DAE4 Sn662; Calibrated: 2019/4/11
- Phantom: SAM 1; Type: QD 000 P40 CB; Serial: TP/1378
- ; Postprocessing SW: SEMCAD, V1.8 Build 186

**Test/Area Scan (61x71x1):** Measurement grid: dx=12mm, dy=12mm  
 Maximum value of SAR (interpolated) = 0.194 mW/g

**Test/Zoom Scan (5x5x7)/Cube 0:** Measurement grid: dx=8mm, dy=8mm, dz=5mm  
 Reference Value = 7.46 V/m; Power Drift = 0.006 dB  
 Peak SAR (extrapolated) = 0.358 W/kg  
**SAR(1 g) = 0.168 mW/g; SAR(10 g) = 0.088 mW/g**  
 Maximum value of SAR (measured) = 0.226 mW/g



### P06\_GSM850\_GPRS11\_Rear Face\_10mm\_128

#### DUT: EUT

Communication System: GPRS 850-3solt; Frequency: 824.2 MHz;Duty Cycle: 1:2.67  
Medium: B835 Medium parameters used (interpolated):  $f = 824.2$  MHz;  $\sigma = 0.981$  mho/m;  $\epsilon_r = 55.9$ ;  
 $\rho = 1000$  kg/m<sup>3</sup>

#### DASY4 Configuration:

- Probe: ES3DV3 - SN3090; ConvF(6.18, 6.18, 6.18); Calibrated: 2019/4/12
- Sensor-Surface: 3mm (Mechanical Surface Detection)
- Electronics: DAE4 Sn662; Calibrated: 2019/4/11
- Phantom: Triple Flat Phantom 5.1C; Type: QD 000 P51 CA; Serial: 1125
- ; Postprocessing SW: SEMCAD, V1.8 Build 186

**Test/Area Scan (71x61x1):** Measurement grid: dx=15mm, dy=15mm

Maximum value of SAR (interpolated) = 0.199 mW/g


**Test/Zoom Scan (5x5x7)/Cube 0:** Measurement grid: dx=8mm, dy=8mm, dz=5mm

Reference Value = 13.6 V/m; Power Drift = -0.101 dB

Peak SAR (extrapolated) = 0.232 W/kg

**SAR(1 g) = 0.169 mW/g; SAR(10 g) = 0.118 mW/g**

Maximum value of SAR (measured) = 0.188 mW/g



## P07\_GSM1900\_GPRS11\_Rear Face\_10mm\_512

### DUT: EUT

Communication System: GPRS1900-3slots; Frequency: 1850.2 MHz; Duty Cycle: 1:2.67  
 Medium: B1900 Medium parameters used (interpolated):  $f = 1850.2$  MHz;  $\sigma = 1.49$  mho/m;  $\epsilon_r = 52.7$ ;  
 $\rho = 1000$  kg/m<sup>3</sup>

#### DASY4 Configuration:

- Probe: ES3DV3 - SN3090; ConvF(4.79, 4.79, 4.79); Calibrated: 2019/4/12
- Sensor-Surface: 3mm (Mechanical Surface Detection)
- Electronics: DAE4 Sn662; Calibrated: 2019/4/11
- Phantom: Triple Flat Phantom 5.1C; Type: QD 000 P51 CA; Serial: 1125
- ; Postprocessing SW: SEMCAD, V1.8 Build 186

**Test/Area Scan (71x61x1):** Measurement grid: dx=15mm, dy=15mm

Maximum value of SAR (interpolated) = 0.317 mW/g

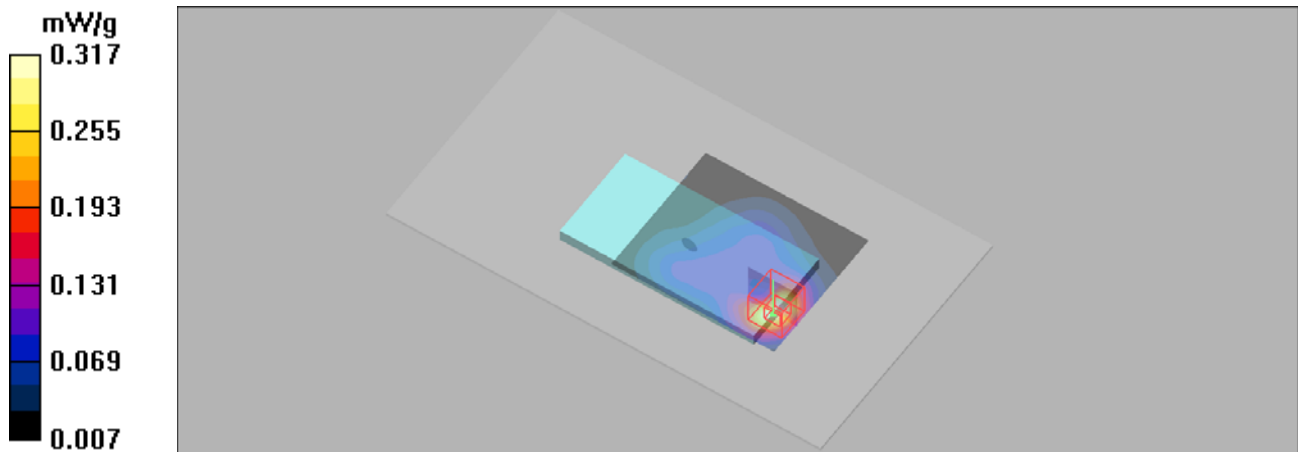
**Test/Zoom Scan (5x5x7)/Cube 0:** Measurement grid: dx=8mm, dy=8mm, dz=5mm

Reference Value = 4.63 V/m; Power Drift = 0.068 dB

Peak SAR (extrapolated) = 0.417 W/kg

**SAR(1 g) = 0.257 mW/g; SAR(10 g) = 0.143 mW/g**

Maximum value of SAR (measured) = 0.313 mW/g



**P08\_WCDMA II \_RMC12.2K\_Rear Face\_10mm\_9538****DUT: EUT**


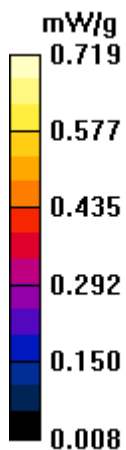
Communication System: WCDMA Band IV; Frequency: 1732.6 MHz; Duty Cycle: 1:1  
Medium: B1750 Medium parameters used:  $f = 1733$  MHz;  $\sigma = 1.46$  mho/m;  $\epsilon_r = 52.4$ ;  $\rho = 1000$  kg/m<sup>3</sup>

**DASY4 Configuration:**

- Probe: ES3DV3 - SN3090; ConvF(4.95, 4.95, 4.95); Calibrated: 2019/4/12
- Sensor-Surface: 3mm (Mechanical Surface Detection)
- Electronics: DAE4 Sn662; Calibrated: 2019/4/11
- Phantom: Triple Flat Phantom 5.1C; Type: QD 000 P51 CA; Serial: 1125
- ; Postprocessing SW: SEMCAD, V1.8 Build 186

**Test/Area Scan (61x61x1):** Measurement grid: dx=15mm, dy=15mm  
Maximum value of SAR (interpolated) = 0.719 mW/g

**Test/Zoom Scan (5x5x7)/Cube 0:** Measurement grid: dx=8mm, dy=8mm, dz=5mm  
Reference Value = 12.2 V/m; Power Drift = -0.07 dB  
Peak SAR (extrapolated) = 0.948 W/kg  
**SAR(1 g) = 0.590 mW/g; SAR(10 g) = 0.328 mW/g**  
Maximum value of SAR (measured) = 0.700 mW/g





**P09\_WCDMA V \_RMC12.2K\_Right Side\_10mm\_4132****DUT: EUT**

Communication System: WCDMA Band V; Frequency: 826.4 MHz; Duty Cycle: 1:1

Medium: B835 Medium parameters used (interpolated):  $f = 826.4$  MHz;  $\sigma = 0.983$  mho/m;  $\epsilon_r = 55.9$ ;

$\rho = 1000$  kg/m<sup>3</sup>

DASY4 Configuration:

- Probe: ES3DV3 - SN3090; ConvF(6.18, 6.18, 6.18); Calibrated: 2019/4/12
- Sensor-Surface: 3mm (Mechanical Surface Detection)
- Electronics: DAE4 Sn662; Calibrated: 2019/4/11
- Phantom: Triple Flat Phantom 5.1C; Type: QD 000 P51 CA; Serial: 1125
- ; Postprocessing SW: SEMCAD, V1.8 Build 186

**Test/Area Scan (81x61x1):** Measurement grid: dx=15mm, dy=15mm

Maximum value of SAR (interpolated) = 0.051 mW/g

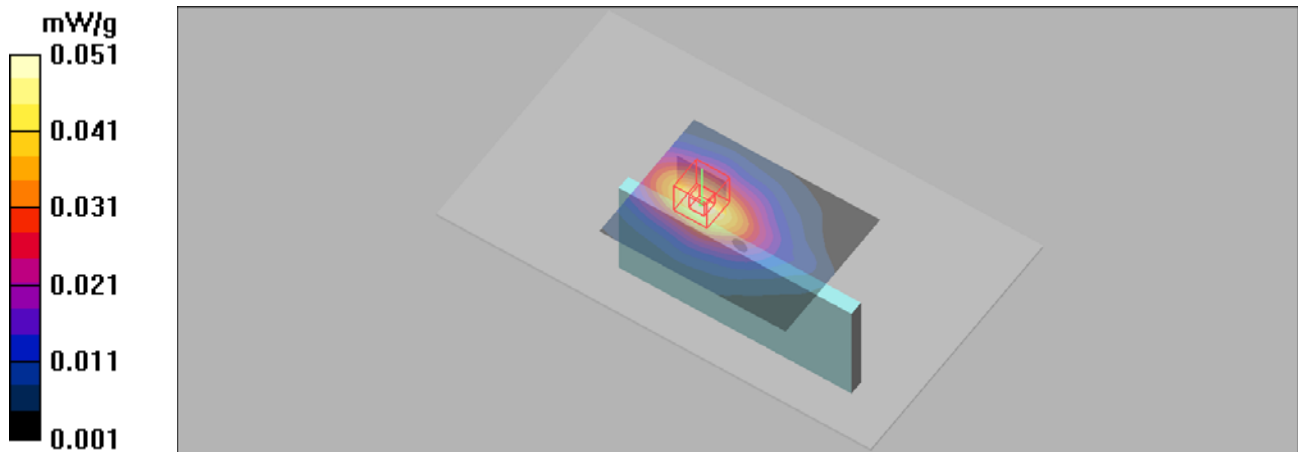
**Test/Zoom Scan (5x5x7)/Cube 0:** Measurement grid: dx=8mm, dy=8mm, dz=5mm

Reference Value = 6.08 V/m; Power Drift = -0.119 dB

Peak SAR (extrapolated) = 0.054 W/kg

**SAR(1 g) = 0.042 mW/g; SAR(10 g) = 0.029 mW/g**

Maximum value of SAR (measured) = 0.048 mW/g



**P10\_802.11b\_Rear Face\_10mm\_1****DUT: EUT**

Communication System: Wlan 802.11b; Frequency: 2412 MHz; Duty Cycle: 1:1

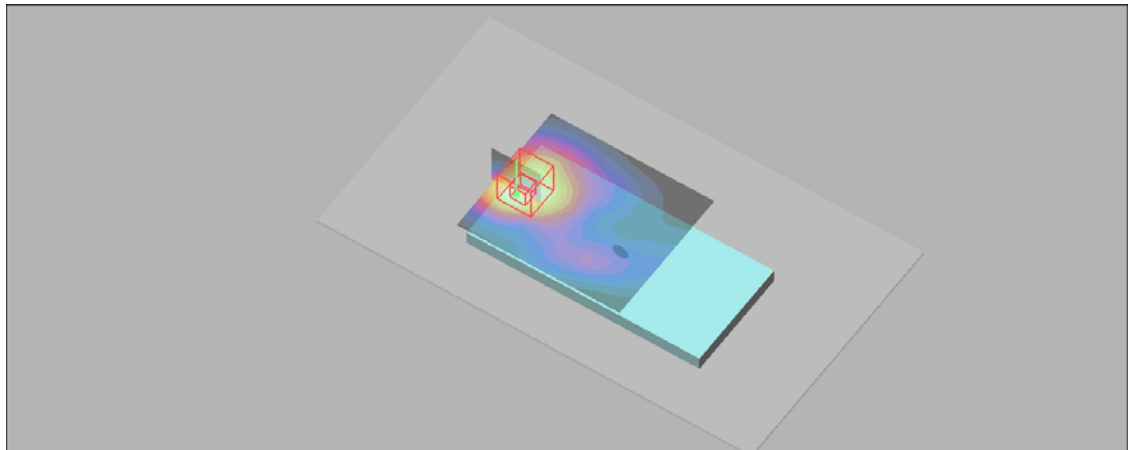
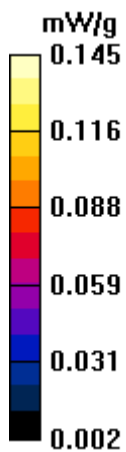
Medium: B2450 Medium parameters used:  $f = 2412$  MHz;  $\sigma = 1.96$  mho/m;  $\epsilon_r = 53.1$ ;  $\rho = 1000$  kg/m<sup>3</sup>

DASY4 Configuration:

- Probe: ES3DV3 - SN3090; ConvF(4.47, 4.47, 4.47); Calibrated: 2019/4/12
- Sensor-Surface: 3mm (Mechanical Surface Detection)
- Electronics: DAE4 Sn662; Calibrated: 2019/4/11
- Phantom: Triple Flat Phantom 5.1C; Type: QD 000 P51 CA; Serial: 1125
- ; Postprocessing SW: SEMCAD, V1.8 Build 186

**Test/Area Scan (71x61x1):** Measurement grid: dx=12mm, dy=12mm  
Maximum value of SAR (interpolated) = 0.151 mW/g

**Test/Zoom Scan (5x5x7)/Cube 0:** Measurement grid: dx=8mm, dy=8mm, dz=5mm  
Reference Value = 3.29 V/m; Power Drift = -0.165 dB  
Peak SAR (extrapolated) = 0.199 W/kg  
**SAR(1 g) = 0.123 mW/g; SAR(10 g) = 0.074 mW/g**  
Maximum value of SAR (measured) = 0.145 mW/g



**P11\_WCDMA V \_RMC12.2K\_Front Face\_10mm\_4132****DUT: EUT**

Communication System: WCDMA Band V; Frequency: 826.4 MHz; Duty Cycle: 1:1

Medium: B835 Medium parameters used (interpolated):  $f = 826.4$  MHz;  $\sigma = 0.983$  mho/m;  $\epsilon_r = 55.9$ ;

$\rho = 1000$  kg/m<sup>3</sup>

DASY4 Configuration:

- Probe: ES3DV3 - SN3090; ConvF(6.18, 6.18, 6.18); Calibrated: 2019/4/12
- Sensor-Surface: 3mm (Mechanical Surface Detection)
- Electronics: DAE4 Sn662; Calibrated: 2019/4/11
- Phantom: Triple Flat Phantom 5.1C; Type: QD 000 P51 CA; Serial: 1125
- ; Postprocessing SW: SEMCAD, V1.8 Build 186

**Test/Area Scan (81x61x1):** Measurement grid: dx=15mm, dy=15mm

Maximum value of SAR (interpolated) = 0.043 mW/g

**Test/Zoom Scan (5x5x7)/Cube 0:** Measurement grid: dx=8mm, dy=8mm, dz=5mm

Reference Value = 6.52 V/m; Power Drift = -0.106 dB

Peak SAR (extrapolated) = 0.044 W/kg

**SAR(1 g) = 0.038 mW/g; SAR(10 g) = 0.029 mW/g**

Maximum value of SAR (measured) = 0.041 mW/g

