

## **EXHIBIT D - TEST SETUP PHOTOGRAPHS**

---

### **Test Mode 1**

#### **Conducted Emissions - Front View**



#### **Conducted Emissions - Side View**




**Radiated Emissions – Front View (Below 1 GHz)**




**Radiated Emissions – Rear View (Below 1 GHz)**



**Radiated Emissions – Front View (Above 1 GHz)**




**Radiated Emissions – Rear View (Above 1 GHz)**




**Test Mode 2**


**Conducted Emissions - Front View**




**Conducted Emissions - Side View**




**Radiated Emissions – Front View (Below 1 GHz)**



**Radiated Emissions – Rear View (Below 1 GHz)**



**Radiated Emissions – Front View (Above 1 GHz)**



**Radiated Emissions – Rear View (Above 1 GHz)**

