



REPORT No.: SZ23040024S03

Annex C Plots of T-Coil Test Results

Test Laboratory: Shenzhen Morlab Communications Technology Co., Ltd.

Date: 2023.05.17

HAC_T-Coil_GSM850_GSM Voice_Ch189_Z

Communication System: UID 0, Generic GSM (0); Frequency: 836.6 MHz; Duty Cycle: 1:8.30042

Medium: Air Medium parameters used: $\sigma = 0$ S/m, $\epsilon_r = 1$; $\rho = 0$ kg/m³

Ambient Temperature : 23.2 °C

DASY5 Configuration:

- Probe: AM1DV3 - 3128; ; Calibrated: 2022.07.19
- Sensor-Surface: 0mm (Fix Surface)
- Electronics: DAE4 Sn480; Calibrated: 2022.06.22
- Phantom: HAC Test Arch with AMCC; Type: SD HAC P01 BA;
- Measurement SW: DASY52, Version 52.8 (8); SEMCAD X Version 14.6.10 (7331)

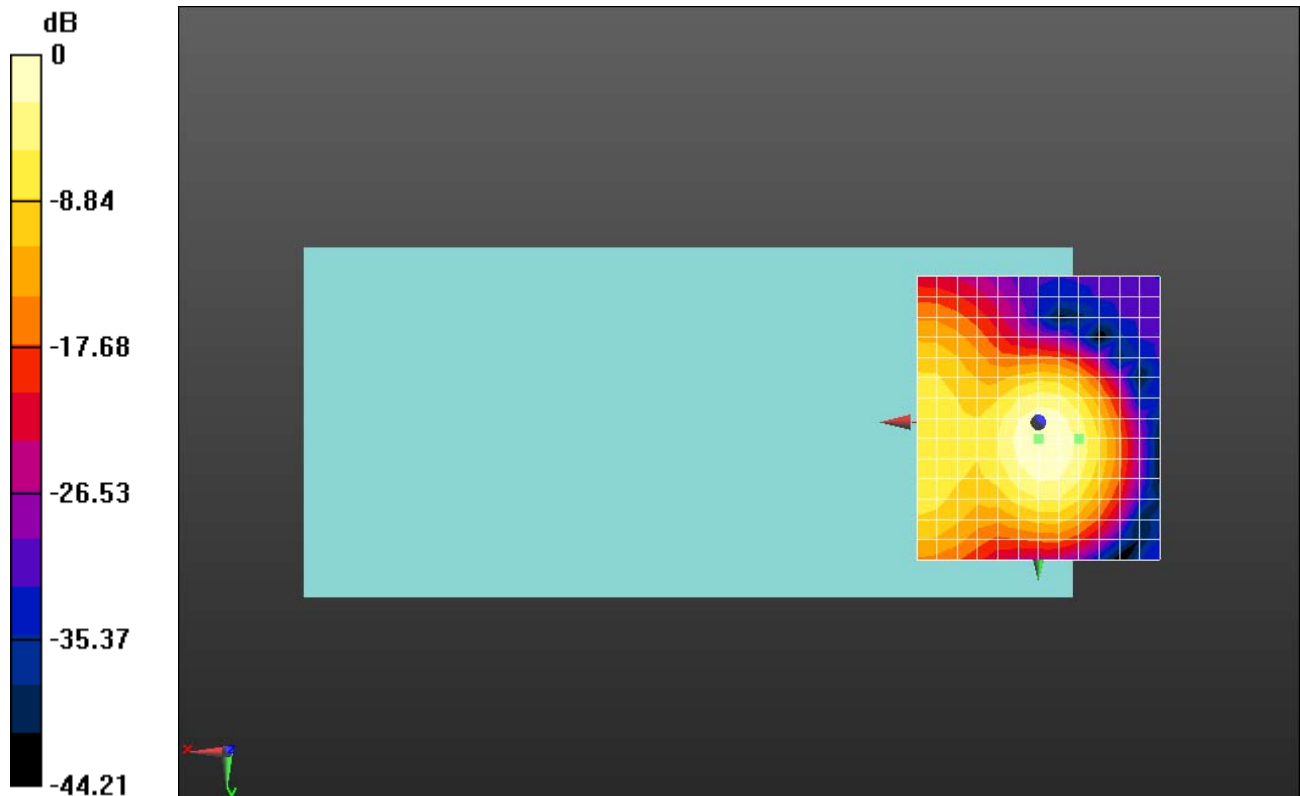
Ch189/z (axial) 4.2mm 50 x 50/ABM SNR(x,y,z) (13x15x1): Measurement grid: dx=10mm, dy=10mm

ABM1/ABM2 = 36.50 dB

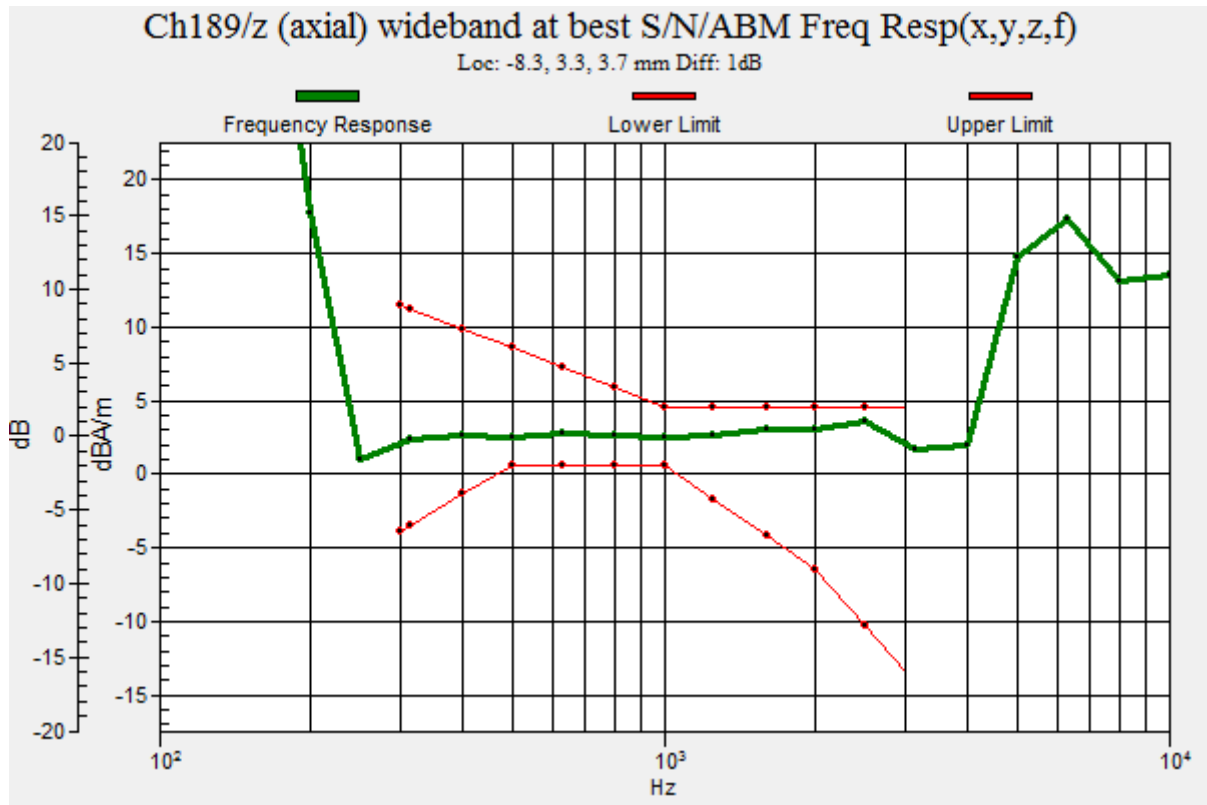
ABM1 comp = 2.73 dBA/m

BWC Factor = 0.17 dB

Location: -8.3, 3.3, 3.7 mm



0 dB = 66.81 = 36.50 dB



Test Laboratory: Shenzhen Morlab Communications Technology Co., Ltd.

Date: 2023.05.17

HAC_T-Coil_GSM850_GSM Voice_Ch189_Y

Communication System: UID 0, Generic GSM (0); Frequency: 836.6 MHz; Duty Cycle: 1:8.30042

Medium: Air Medium parameters used: $\sigma = 0$ S/m, $\epsilon_r = 1$; $\rho = 0$ kg/m³

Ambient Temperature : 23.2 °C

DASY5 Configuration:

- Probe: AM1DV3 - 3128; ; Calibrated: 2022.07.19
- Sensor-Surface: 0mm (Fix Surface)
- Electronics: DAE4 Sn480; Calibrated: 2022.06.22
- Phantom: HAC Test Arch with AMCC; Type: SD HAC P01 BA;
- Measurement SW: DASY52, Version 52.8 (8); SEMCAD X Version 14.6.10 (7331)

Ch189/y (transversal) 4.2mm 50 x 50/ABM SNR(x,y,z) (13x15x1): Measurement grid:


dx=10mm, dy=10mm

ABM1/ABM2 = 26.72 dB

ABM1 comp = -9.52 dBA/m

BWC Factor = 0.17 dB

Location: -12.5, -0.8, 3.7 mm



0 dB = 21.69 = 26.73 dB

Test Laboratory: Shenzhen Morlab Communications Technology Co., Ltd.

Date: 2023.05.17

HAC_T-Coil_GSM1900_GSM Voice_Ch661_Z

Communication System: UID 0, Generic GSM (0); Frequency: 1880 MHz; Duty Cycle: 1:8.30042

Medium: Air Medium parameters used: $\sigma = 0$ S/m, $\epsilon_r = 1$; $\rho = 0$ kg/m³

Ambient Temperature : 23.2 °C

DASY5 Configuration:

- Probe: AM1DV3 - 3128; ; Calibrated: 2022.07.19
- Sensor-Surface: 0mm (Fix Surface)
- Electronics: DAE4 Sn480; Calibrated: 2022.06.22
- Phantom: HAC Test Arch with AMCC; Type: SD HAC P01 BA;
- Measurement SW: DASY52, Version 52.8 (8); SEMCAD X Version 14.6.10 (7331)

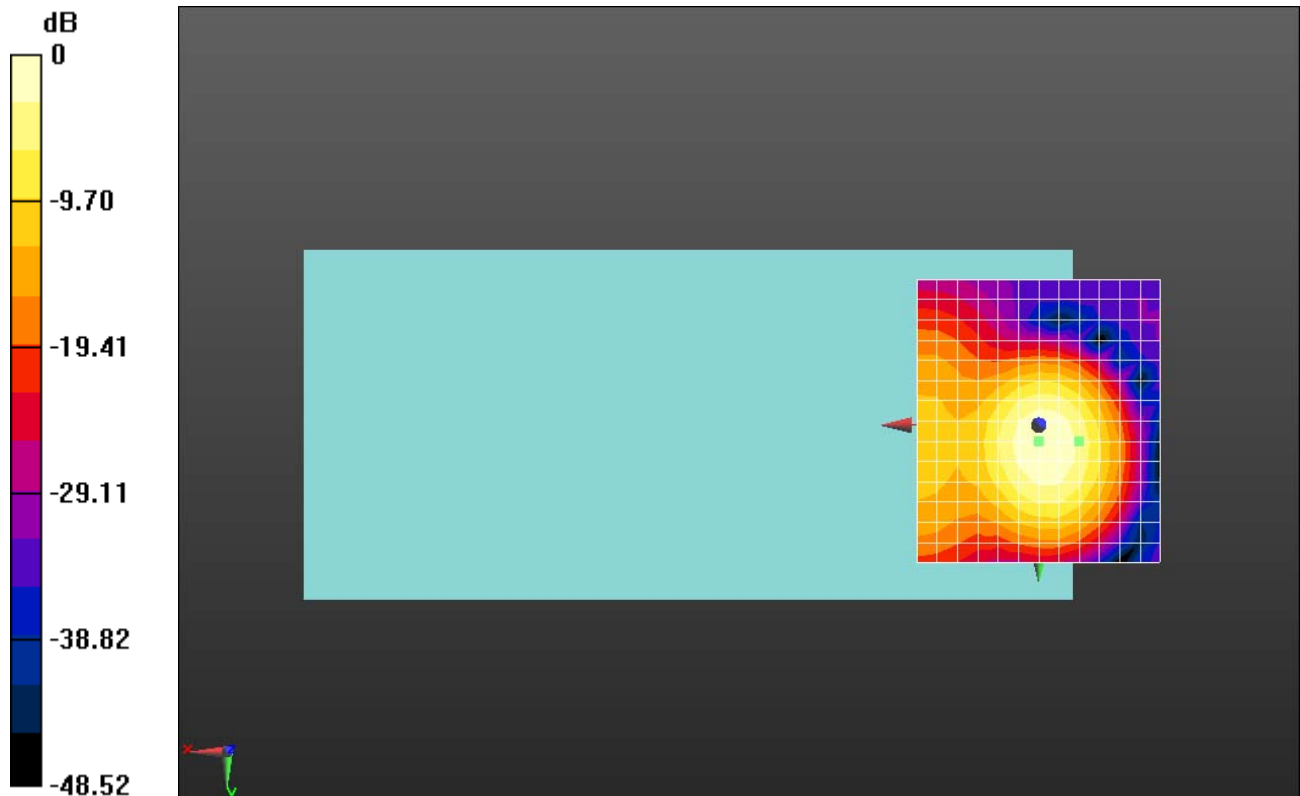
Ch661/z (axial) 4.2mm 50 x 50/ABM SNR(x,y,z) (13x15x1): Measurement grid: dx=10mm, dy=10mm

ABM1/ABM2 = 40.85 dB

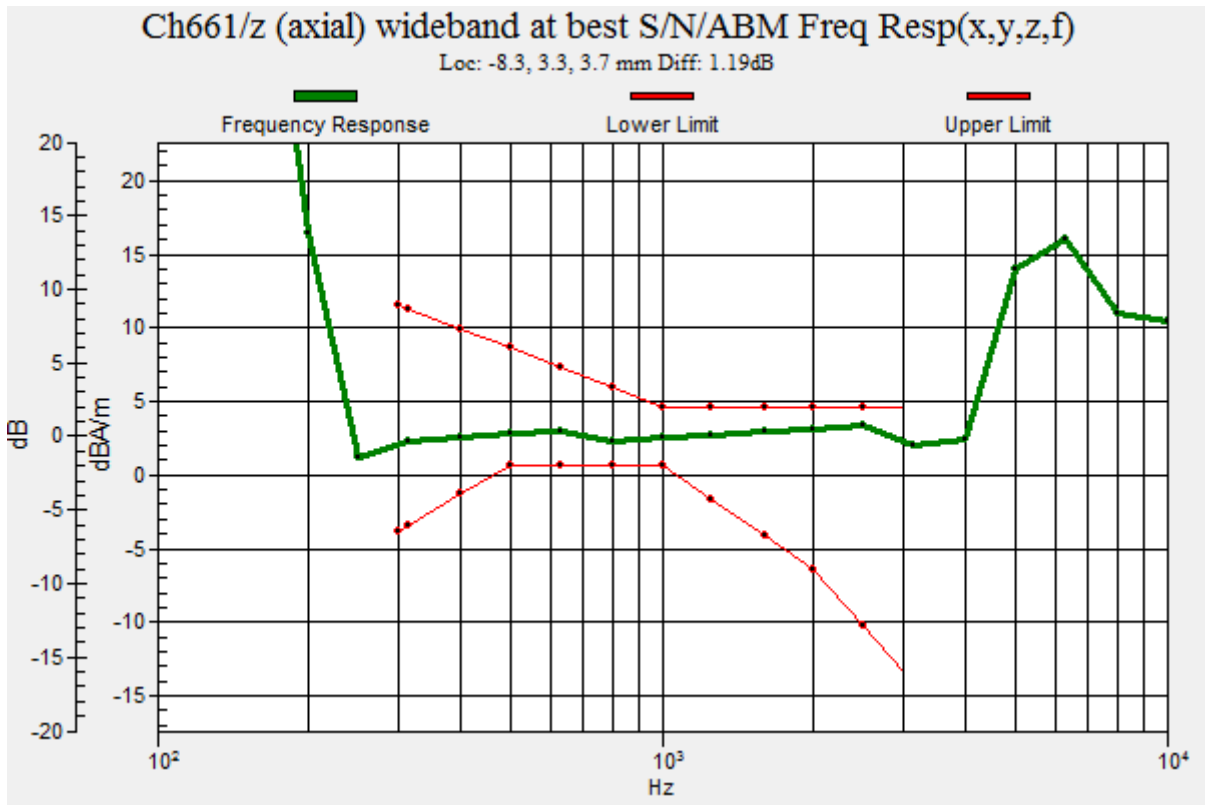
ABM1 comp = 2.58 dBA/m

BWC Factor = 0.17 dB

Location: -8.3, 3.3, 3.7 mm



0 dB = 110.2 = 40.84 dB



Test Laboratory: Shenzhen Morlab Communications Technology Co., Ltd.

Date: 2023.05.17

HAC_T-Coil_GSM1900_GSM Voice_Ch661_Y

Communication System: UID 0, Generic GSM (0); Frequency: 1880 MHz; Duty Cycle: 1:8.30042

Medium: Air Medium parameters used: $\sigma = 0$ S/m, $\epsilon_r = 1$; $\rho = 0$ kg/m³

Ambient Temperature : 23.2 °C

DASY5 Configuration:

- Probe: AM1DV3 - 3128; ; Calibrated: 2022.07.19
- Sensor-Surface: 0mm (Fix Surface)
- Electronics: DAE4 Sn480; Calibrated: 2022.06.22
- Phantom: HAC Test Arch with AMCC; Type: SD HAC P01 BA;
- Measurement SW: DASY52, Version 52.8 (8); SEMCAD X Version 14.6.10 (7331)

Ch661/y (transversal) 4.2mm 50 x 50/ABM SNR(x,y,z) (13x15x1): Measurement grid:


dx=10mm, dy=10mm

ABM1/ABM2 = 30.96 dB

ABM1 comp = -9.54 dBA/m

BWC Factor = 0.17 dB

Location: -12.5, -0.8, 3.7 mm



0 dB = 35.32 = 30.96 dB

Test Laboratory: Shenzhen Morlab Communications Technology Co., Ltd.

Date: 2023.05.17

HAC_T-Coil_WCDMA Band II_AMR 12.12Kbps_Ch9400_Z

Communication System: UID 0, UMTS-FDD (0); Frequency: 1880 MHz; Duty Cycle: 1:1

Medium: Air Medium parameters used: $\sigma = 0$ S/m, $\epsilon_r = 1$; $\rho = 0$ kg/m³

Ambient Temperature : 23.2 °C

DASY5 Configuration:

- Probe: AM1DV3 - 3128; ; Calibrated: 2022.07.19
- Sensor-Surface: 0mm (Fix Surface)
- Electronics: DAE4 Sn480; Calibrated: 2022.06.22
- Phantom: HAC Test Arch with AMCC; Type: SD HAC P01 BA;
- Measurement SW: DASY52, Version 52.8 (8); SEMCAD X Version 14.6.10 (7331)

Ch9400/z (axial) 4.2mm 50 x 50/ABM SNR(x,y,z) (13x15x1): Measurement grid:

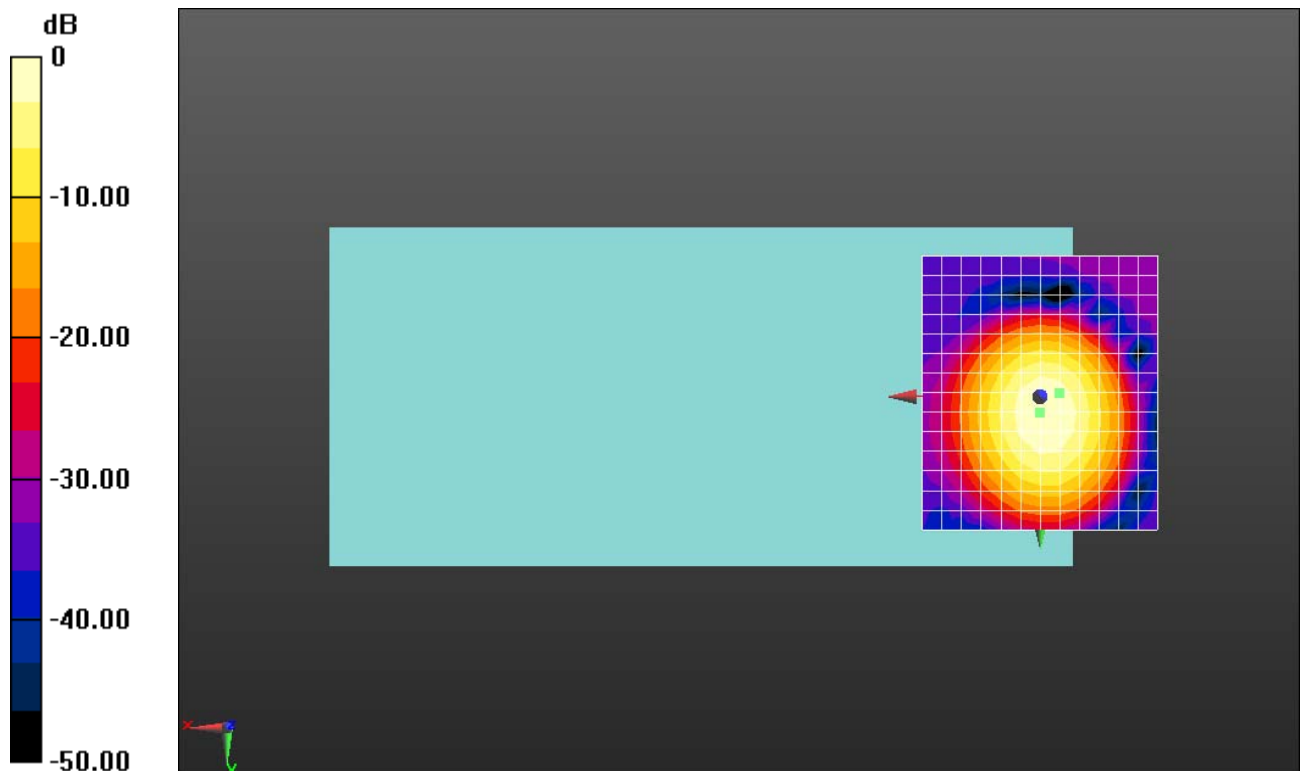
dx=10mm, dy=10mm

ABM1/ABM2 = 56.05 dB

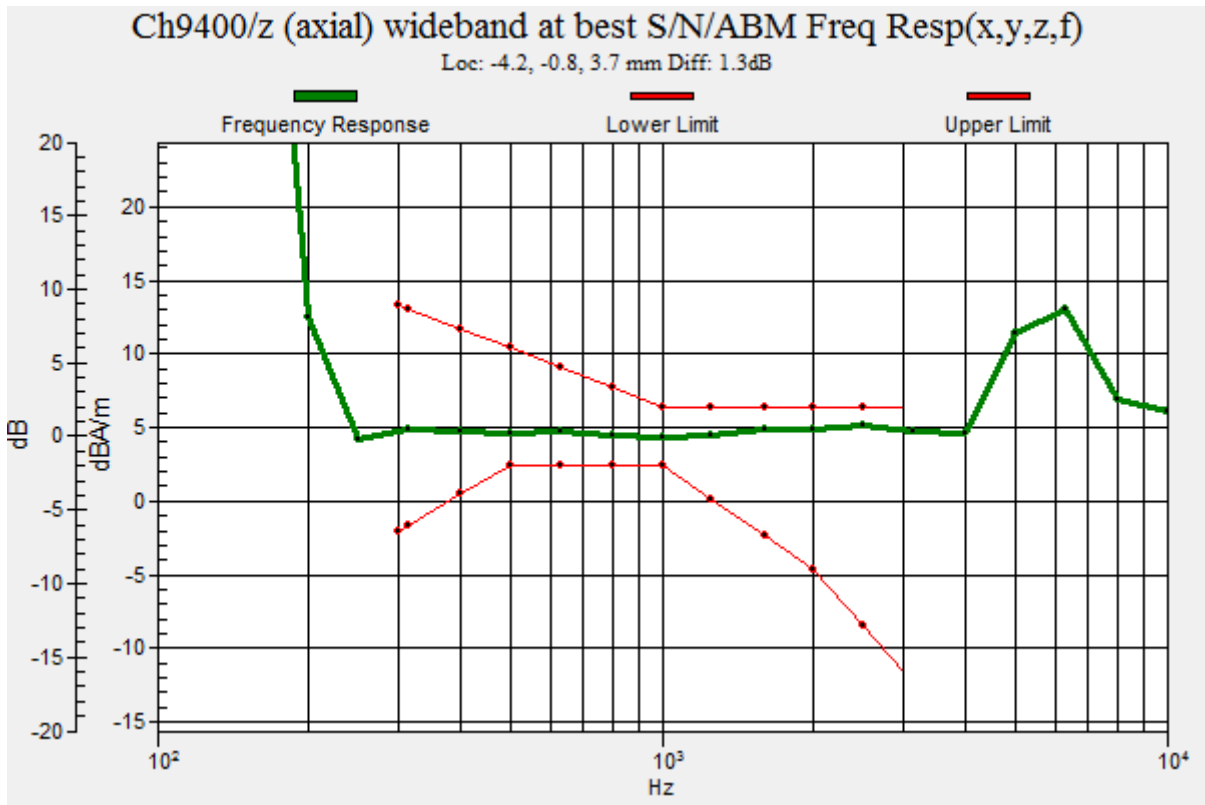
ABM1 comp = 4.73 dBA/m

BWC Factor = 0.17 dB

Location: -4.2, -0.8, 3.7 mm



0 dB = 634.9 = 56.05 dB



Test Laboratory: Shenzhen Morlab Communications Technology Co., Ltd.

Date: 2023.05.17

HAC_T-Coil_WCDMA Band II_AMR 12.12Kbps_Ch9400_Y

Communication System: UID 0, UMTS-FDD (0); Frequency: 1880 MHz; Duty Cycle: 1:1

Medium: Air Medium parameters used: $\sigma = 0$ S/m, $\epsilon_r = 1$; $\rho = 0$ kg/m³

Ambient Temperature : 23.2 °C

DASY5 Configuration:

- Probe: AM1DV3 - 3128; ; Calibrated: 2022.07.19
- Sensor-Surface: 0mm (Fix Surface)
- Electronics: DAE4 Sn480; Calibrated: 2022.06.22
- Phantom: HAC Test Arch with AMCC; Type: SD HAC P01 BA;
- Measurement SW: DASY52, Version 52.8 (8); SEMCAD X Version 14.6.10 (7331)

Ch9400/y (transversal) 4.2mm 50 x 50/ABM SNR(x,y,z) (13x15x1): Measurement grid:


dx=10mm, dy=10mm

ABM1/ABM2 = 49.88 dB

ABM1 comp = -4.25 dBA/m

BWC Factor = 0.17 dB

Location: -8.3, 15.8, 3.7 mm



0 dB = 311.9 = 49.88 dB

Test Laboratory: Shenzhen Morlab Communications Technology Co., Ltd.

Date: 2023.05.17

HAC_T-Coil_WCDMA Band IV_AMR 12.12Kbps_Ch1413_Z

Communication System: UID 0, UMTS-FDD (0); Frequency: 1732.6 MHz; Duty Cycle: 1:1

Medium: Air Medium parameters used: $\sigma = 0$ S/m, $\epsilon_r = 1$; $\rho = 0$ kg/m³

Ambient Temperature : 23.2 °C

DASY5 Configuration:

- Probe: AM1DV3 - 3128; ; Calibrated: 2022.07.19
- Sensor-Surface: 0mm (Fix Surface)
- Electronics: DAE4 Sn480; Calibrated: 2022.06.22
- Phantom: HAC Test Arch with AMCC; Type: SD HAC P01 BA;
- Measurement SW: DASY52, Version 52.8 (8); SEMCAD X Version 14.6.10 (7331)

Ch1413/z (axial) 4.2mm 50 x 50/ABM SNR(x,y,z) (13x15x1): Measurement grid:

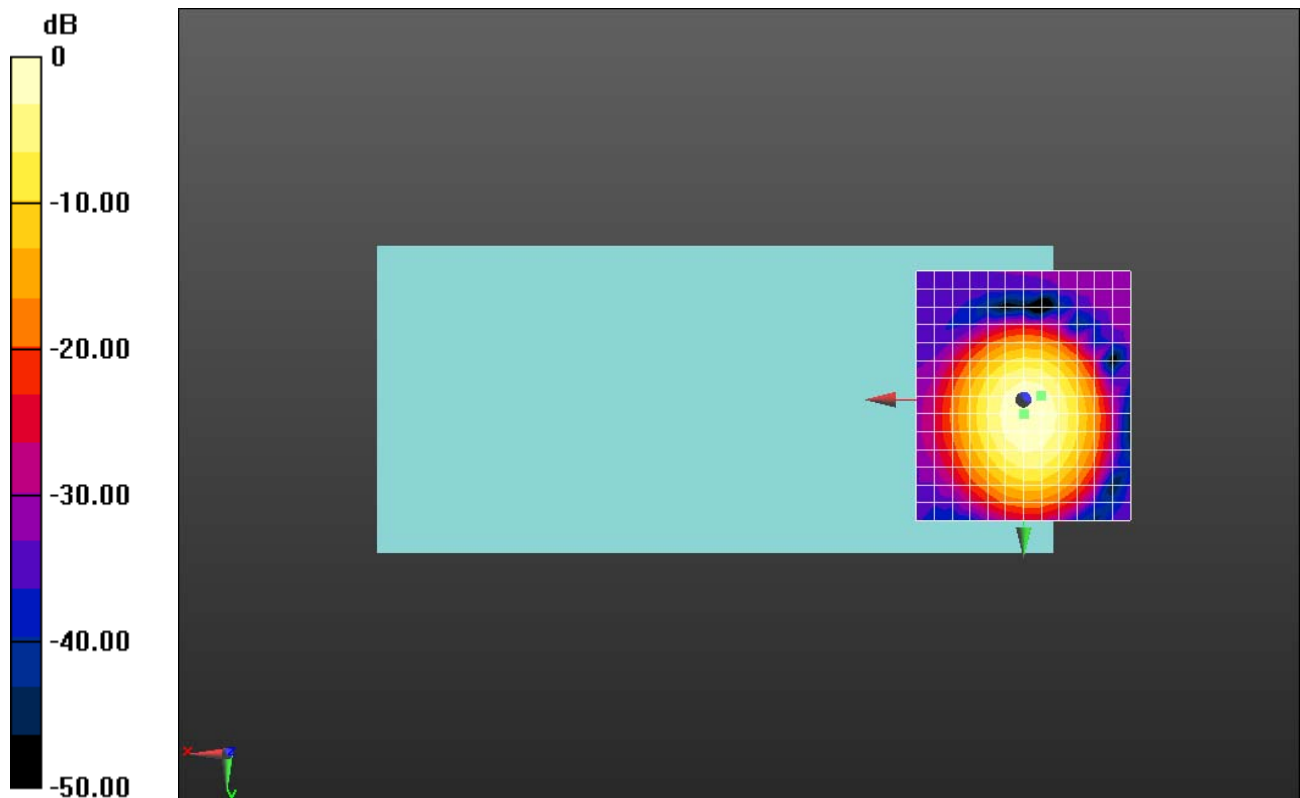
dx=10mm, dy=10mm

ABM1/ABM2 = 56.04 dB

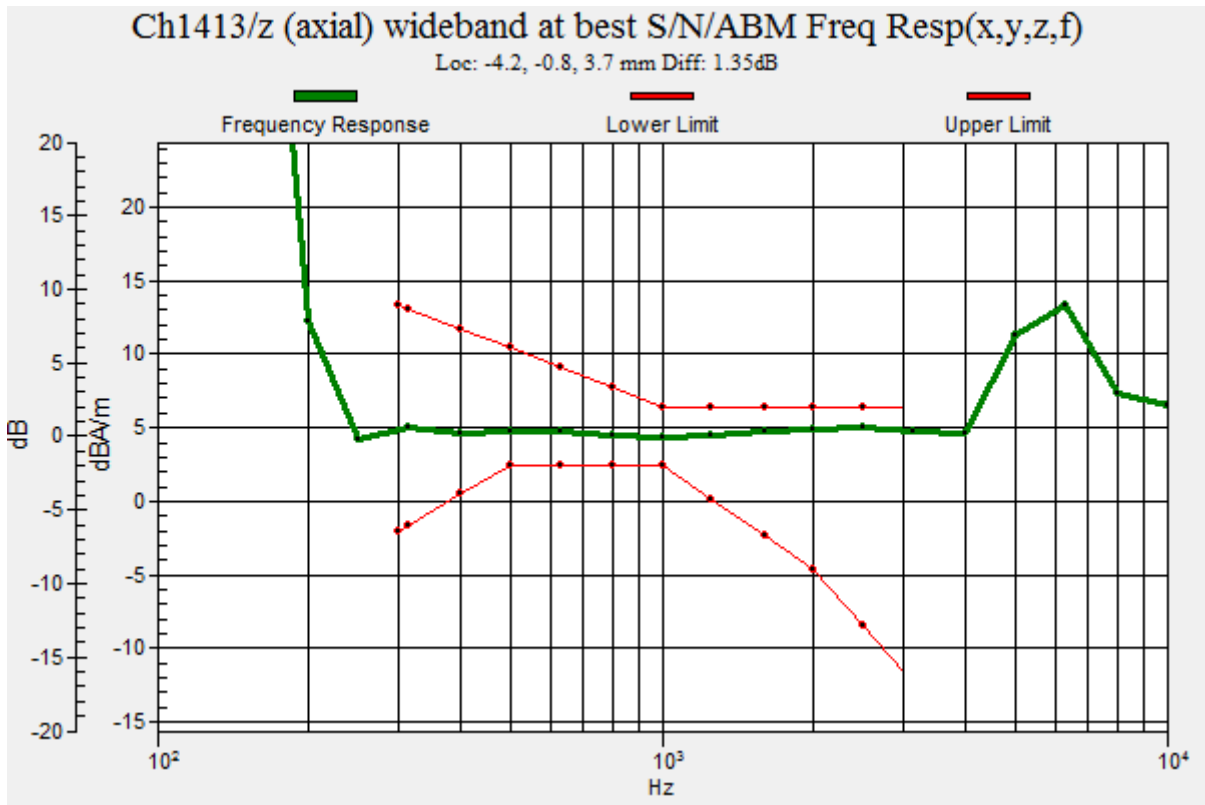
ABM1 comp = 4.71 dBA/m

BWC Factor = 0.17 dB

Location: -4.2, -0.8, 3.7 mm



0 dB = 634.1 = 56.04 dB



Test Laboratory: Shenzhen Morlab Communications Technology Co., Ltd.

Date: 2023.05.17

HAC_T-Coil_WCDMA Band IV_AMR 12.12Kbps_Ch1413_Y

Communication System: UID 0, UMTS-FDD (0); Frequency: 1732.6 MHz; Duty Cycle: 1:1

Medium: Air Medium parameters used: $\sigma = 0$ S/m, $\epsilon_r = 1$; $\rho = 0$ kg/m³

Ambient Temperature : 23.2 °C

DASY5 Configuration:

- Probe: AM1DV3 - 3128; ; Calibrated: 2022.07.19
- Sensor-Surface: 0mm (Fix Surface)
- Electronics: DAE4 Sn480; Calibrated: 2022.06.22
- Phantom: HAC Test Arch with AMCC; Type: SD HAC P01 BA;
- Measurement SW: DASY52, Version 52.8 (8); SEMCAD X Version 14.6.10 (7331)

Ch1413/y (transversal) 4.2mm 50 x 50/ABM SNR(x,y,z) (13x15x1): Measurement grid:

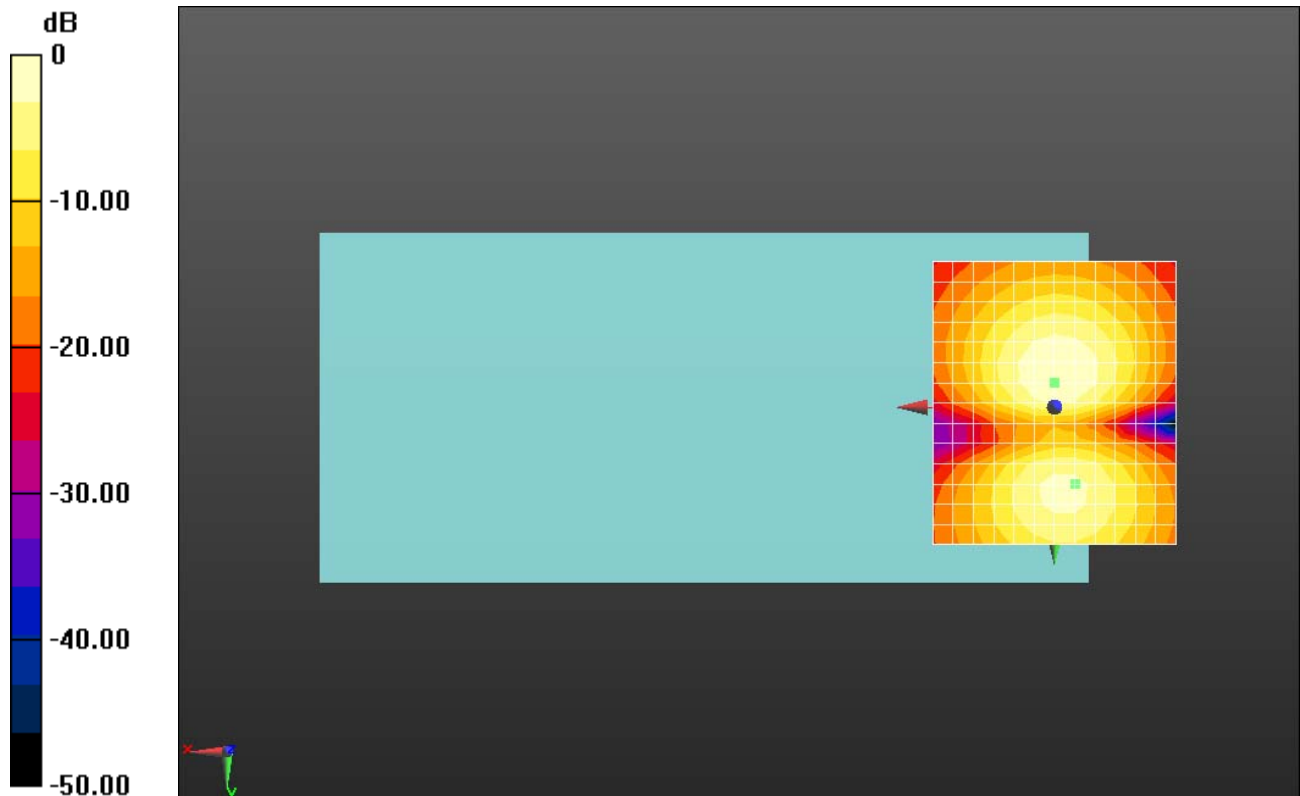
dx=10mm, dy=10mm

ABM1/ABM2 = 49.89 dB

ABM1 comp = -2.85 dBA/m

BWC Factor = 0.17 dB

Location: -4.2, 15.8, 3.7 mm



0 dB = 312.3 = 49.89 dB

Test Laboratory: Shenzhen Morlab Communications Technology Co., Ltd.

Date: 2023.05.17

HAC_T-Coil_WCDMA Band V_AMR 12.12Kbps_Ch4182_Z

Communication System: UID 10011 - CAB, UMTS-FDD (WCDMA); Frequency: 836.4 MHz; Duty Cycle: 1:1.95434

Medium: Air Medium parameters used: $\sigma = 0$ S/m, $\epsilon_r = 1$; $\rho = 0$ kg/m³

Ambient Temperature : 23.2 °C

DASY5 Configuration:

- Probe: AM1DV3 - 3128; ; Calibrated: 2022.07.19
- Sensor-Surface: 0mm (Fix Surface)
- Electronics: DAE4 Sn480; Calibrated: 2022.06.22
- Phantom: HAC Test Arch with AMCC; Type: SD HAC P01 BA;
- Measurement SW: DASY52, Version 52.8 (8); SEMCAD X Version 14.6.10 (7331)

Ch4182/z (axial) 4.2mm 50 x 50/ABM SNR(x,y,z) (13x15x1): Measurement grid:

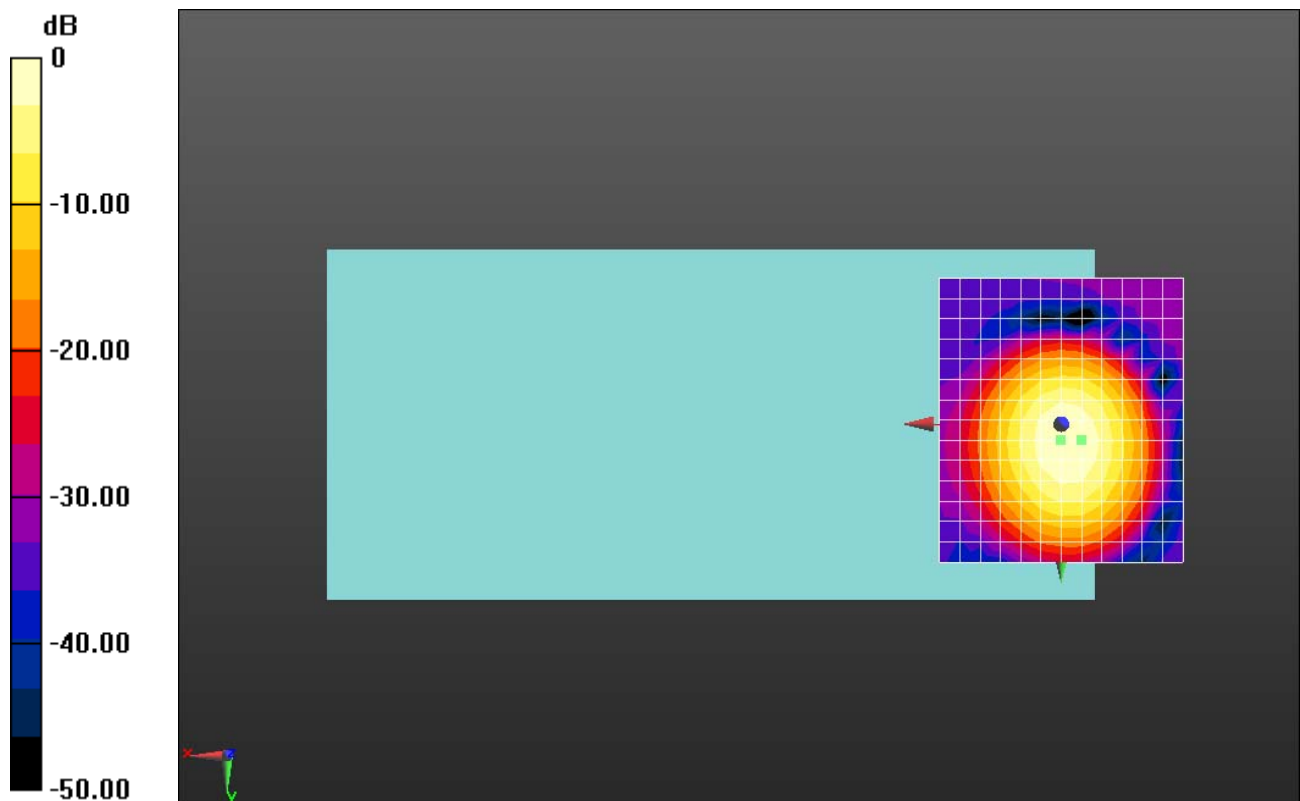
dx=10mm, dy=10mm

ABM1/ABM2 = 56.85 dB

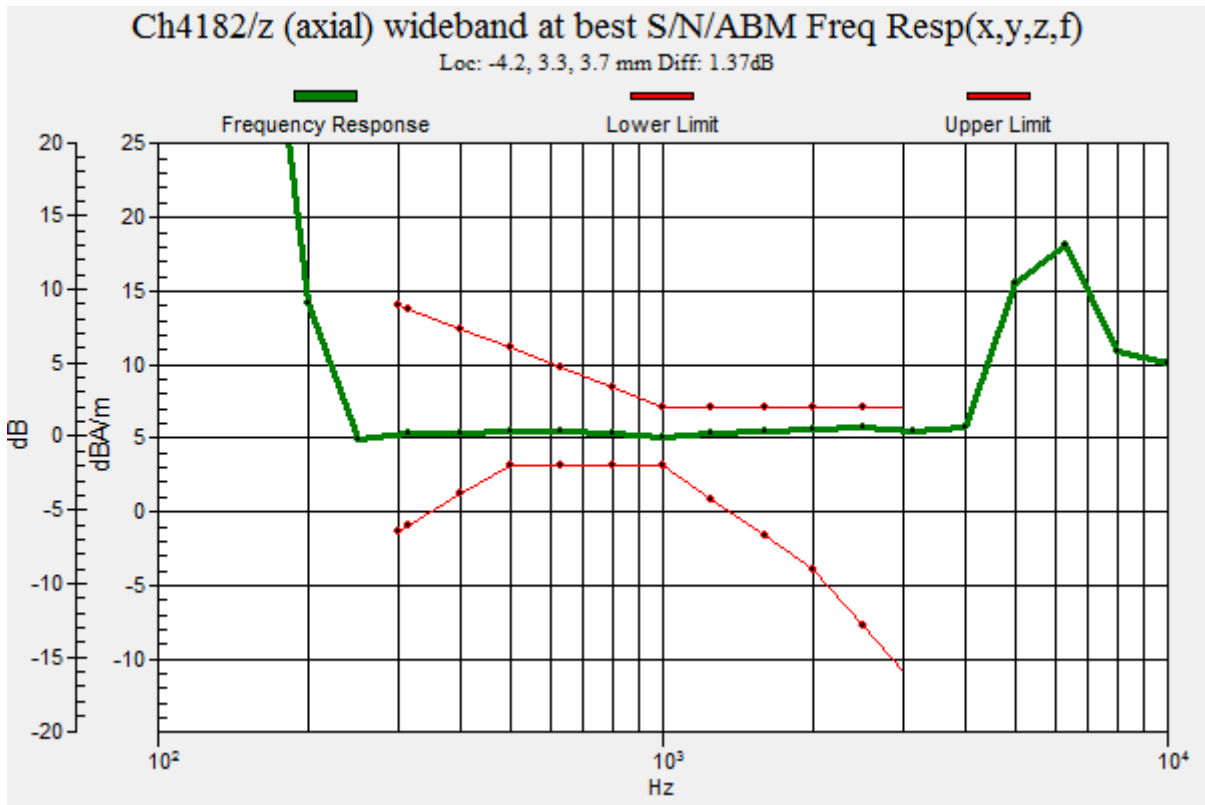
ABM1 comp = 5.55 dBA/m

BWC Factor = 0.17 dB

Location: -4.2, 3.3, 3.7 mm



0 dB = 696.0 = 56.85 dB



Test Laboratory: Shenzhen Morlab Communications Technology Co., Ltd.

Date: 2023.05.17

HAC_T-Coil_WCDMA Band V_AMR 12.12Kbps_Ch4182_Y

Communication System: UID 10011 - CAB, UMTS-FDD (WCDMA); Frequency: 836.4 MHz; Duty Cycle: 1:1.95434

Medium: Air Medium parameters used: $\sigma = 0$ S/m, $\epsilon_r = 1$; $\rho = 0$ kg/m³

Ambient Temperature : 23.2 °C

DASY5 Configuration:

- Probe: AM1DV3 - 3128; ; Calibrated: 2022.07.19
- Sensor-Surface: 0mm (Fix Surface)
- Electronics: DAE4 Sn480; Calibrated: 2022.06.22
- Phantom: HAC Test Arch with AMCC; Type: SD HAC P01 BA;
- Measurement SW: DASY52, Version 52.8 (8); SEMCAD X Version 14.6.10 (7331)

Ch4182/y (transversal) 4.2mm 50 x 50/ABM SNR(x,y,z) (13x15x1): Measurement grid:


dx=10mm, dy=10mm

ABM1/ABM2 = 48.84 dB

ABM1 comp = -2.99 dBA/m

BWC Factor = 0.17 dB

Location: -4.2, 15.8, 3.7 mm



0 dB = 276.6 = 48.84 dB

Test Laboratory: Shenzhen Morlab Communications Technology Co., Ltd.

Date: 2023.05.16

HAC_T-Coil_LTE Band 2_20M_QPSK_1RB_0offset_12.2Kbps_Ch18900_Z

Communication System: UID 10169 - CAB, LTE-FDD (SC-FDMA, 1 RB, 20 MHz, QPSK);
Frequency: 1880 MHz; Duty Cycle: 1:3.74111

Medium: Air Medium parameters used: $\sigma = 0$ S/m, $\epsilon_r = 1$; $\rho = 0$ kg/m³

Ambient Temperature : 23.2 °C

DASY5 Configuration:

- Probe: AM1DV3 - 3128; ; Calibrated: 2022.07.19
- Sensor-Surface: 0mm (Fix Surface)
- Electronics: DAE4 Sn480; Calibrated: 2022.06.22
- Phantom: HAC Test Arch with AMCC; Type: SD HAC P01 BA;
- Measurement SW: DASY52, Version 52.8 (8); SEMCAD X Version 14.6.10 (7331)

Ch18900/z (axial) 4.2mm 50 x 50/ABM SNR(x,y,z) (13x15x1): Measurement grid:

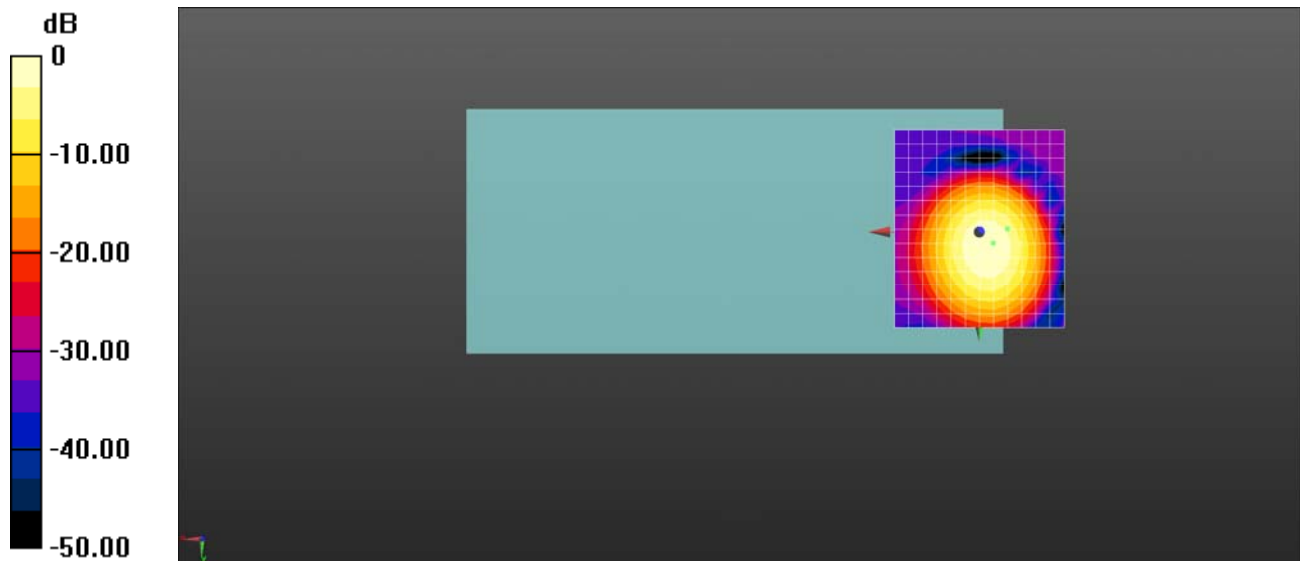
dx=10mm, dy=10mm

ABM1/ABM2 = 53.62 dB

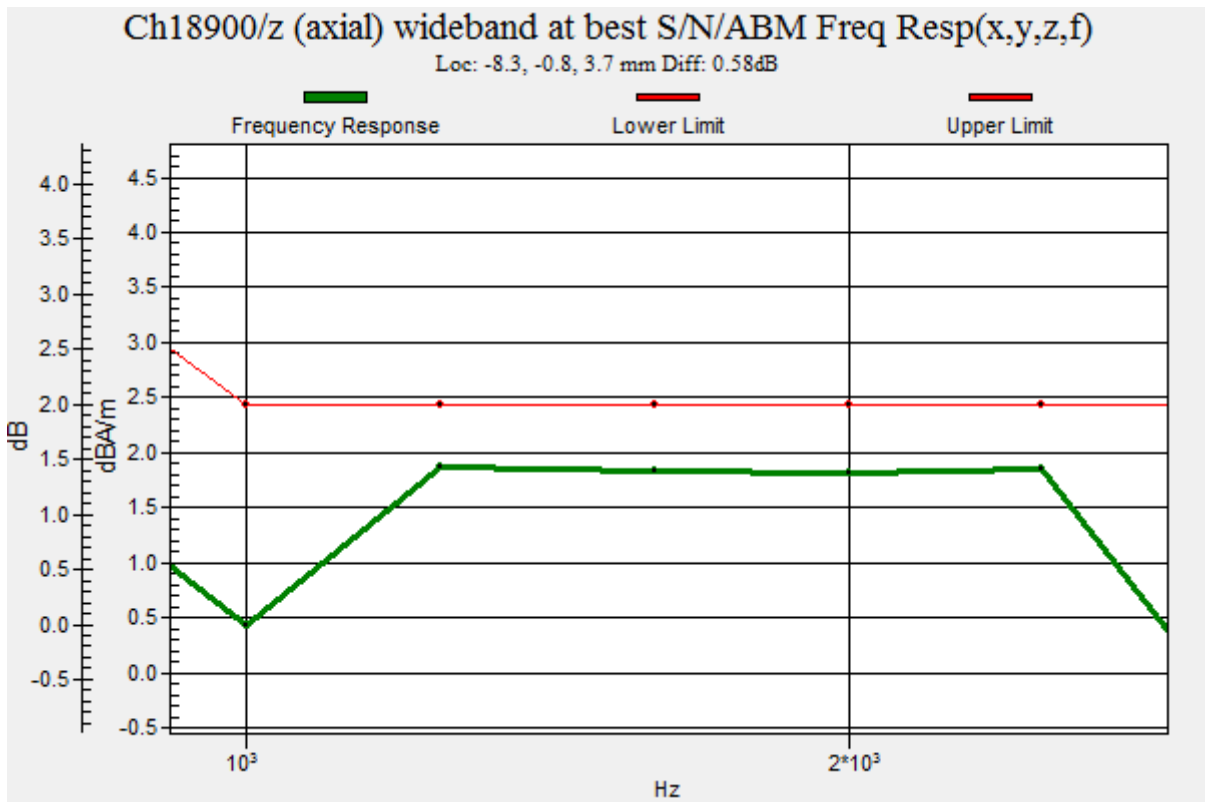
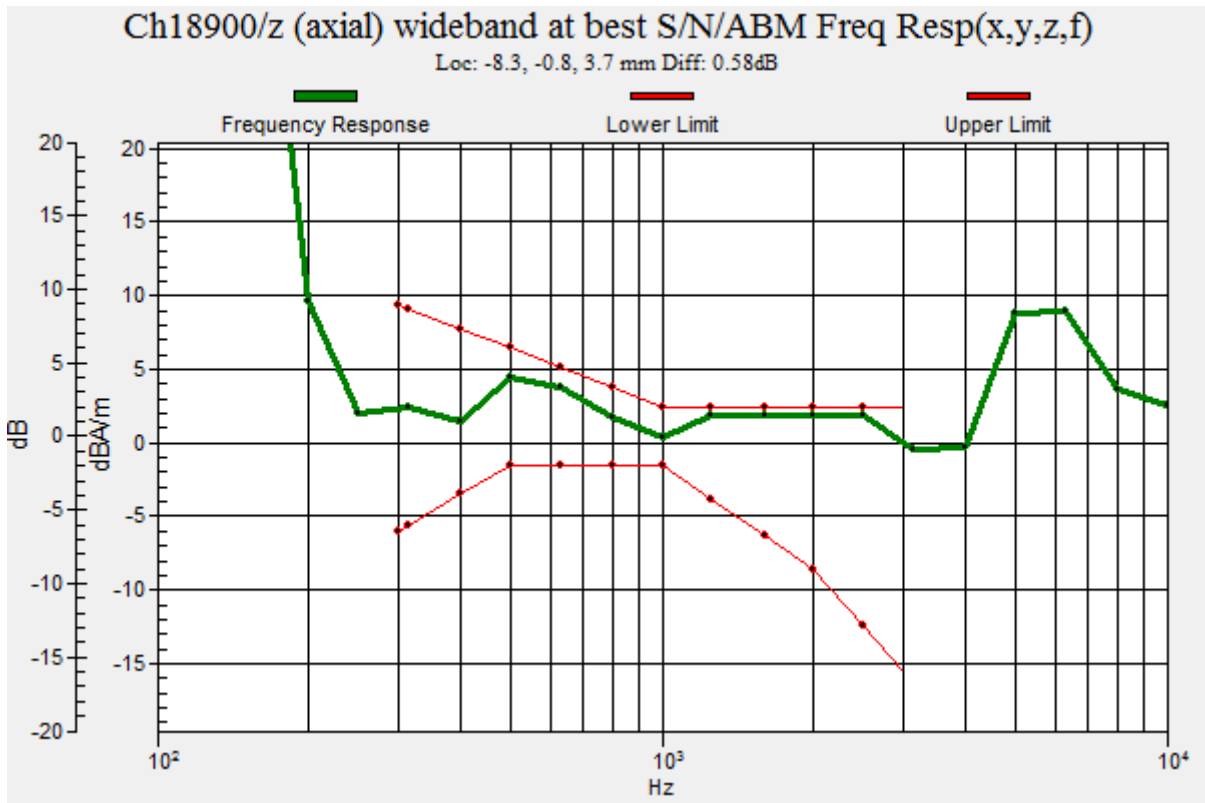
ABM1 comp = 0.67 dBA/m

BWC Factor = 0.17 dB

Location: -8.3, -0.8, 3.7 mm



0 dB = 480.0 = 53.62 dB



Test Laboratory: Shenzhen Morlab Communications Technology Co., Ltd.

Date: 2023.05.16

HAC_T-Coil_LTE Band 2_20M_QPSK_1RB_0offset_12.2Kbps_Ch18900_Y

Communication System: UID 10169 - CAB, LTE-FDD (SC-FDMA, 1 RB, 20 MHz, QPSK);
Frequency: 1880 MHz; Duty Cycle: 1:3.74111

Medium: Air Medium parameters used: $\sigma = 0$ S/m, $\epsilon_r = 1$; $\rho = 0$ kg/m³

Ambient Temperature : 23.2 °C

DASY5 Configuration:

- Probe: AM1DV3 - 3128; ; Calibrated: 2022.07.19
- Sensor-Surface: 0mm (Fix Surface)
- Electronics: DAE4 Sn480; Calibrated: 2022.06.22
- Phantom: HAC Test Arch with AMCC; Type: SD HAC P01 BA;
- Measurement SW: DASY52, Version 52.8 (8); SEMCAD X Version 14.6.10 (7331)

Ch18900/y (transversal) 4.2mm 50 x 50/ABM Signal(x,y,z) (13x15x1): Measurement

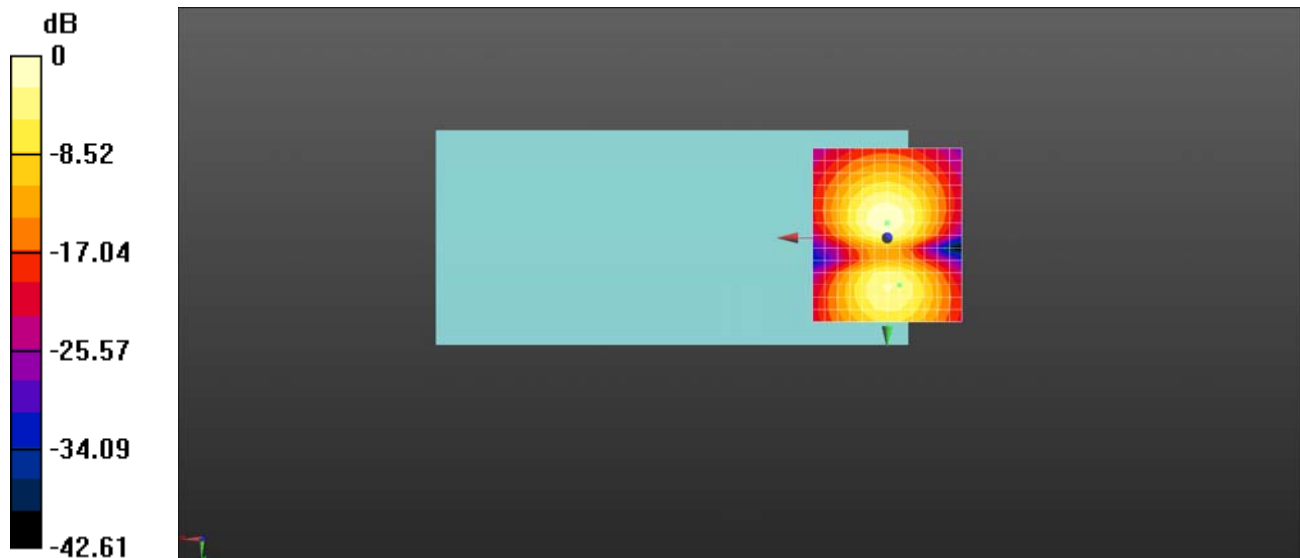
grid: dx=10mm, dy=10mm

ABM1/ABM2 = 50.52 dB

ABM1 comp = -1.35 dBA/m

BWC Factor = 0.17 dB

Location: -4.2, 15.8, 3.7 mm



0 dB = 1.231 A/m = 1.80 dBA/m

Test Laboratory: Shenzhen Morlab Communications Technology Co., Ltd.

Date: 2023.05.16

HAC_T-Coil_LTE Band 4_20M_QPSK_1RB_0offset_12.2Kbps_Ch20175_Z

Communication System: UID 10169 - CAB, LTE-FDD (SC-FDMA, 1 RB, 20 MHz, QPSK);
Frequency: 1732.5 MHz; Duty Cycle: 1:3.74111

Medium: Air Medium parameters used: $\sigma = 0$ S/m, $\epsilon_r = 1$; $\rho = 0$ kg/m³

Ambient Temperature : 23.2 °C

DASY5 Configuration:

- Probe: AM1DV3 - 3128; ; Calibrated: 2022.07.19
- Sensor-Surface: 0mm (Fix Surface)
- Electronics: DAE4 Sn480; Calibrated: 2022.06.22
- Phantom: HAC Test Arch with AMCC; Type: SD HAC P01 BA;
- Measurement SW: DASY52, Version 52.8 (8); SEMCAD X Version 14.6.10 (7331)

Ch20175/z (axial) 4.2mm 50 x 50/ABM SNR(x,y,z) (13x15x1): Measurement grid:

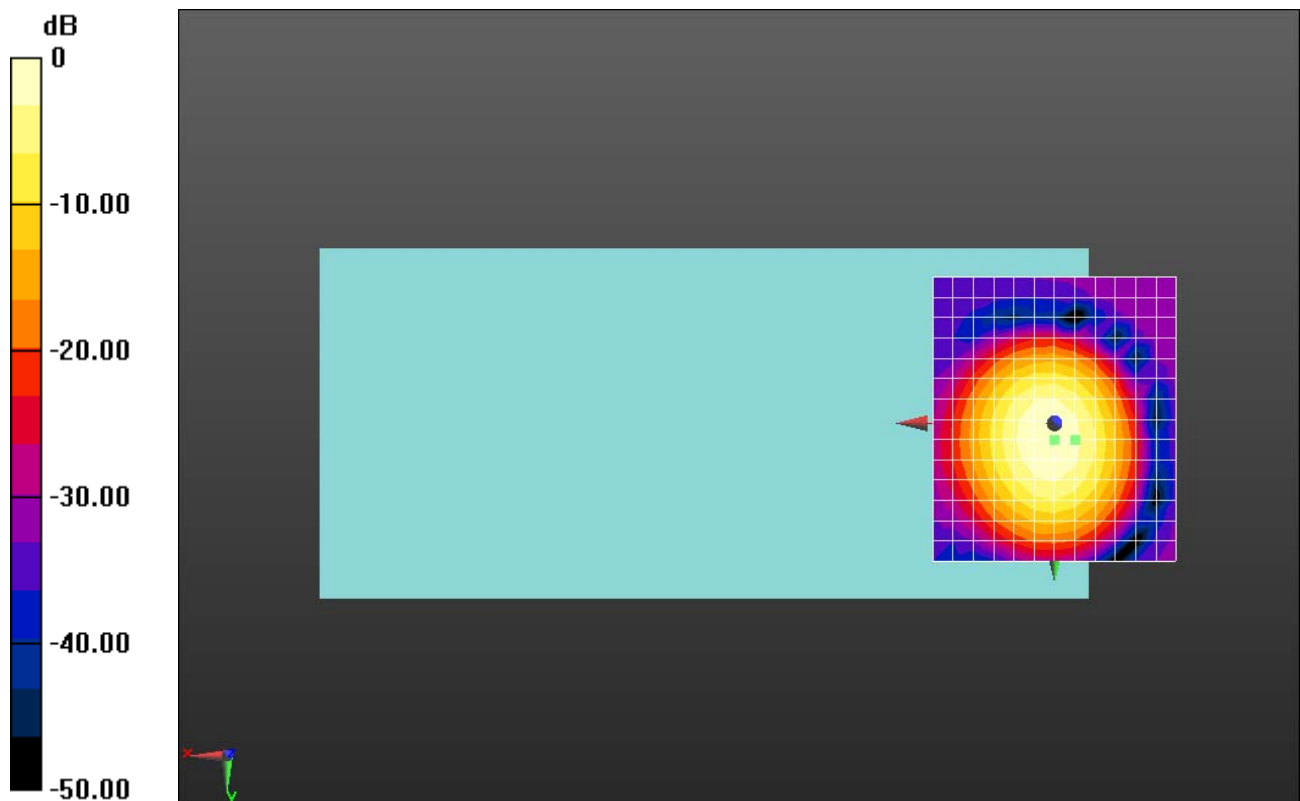
dx=10mm, dy=10mm

ABM1/ABM2 = 54.49 dB

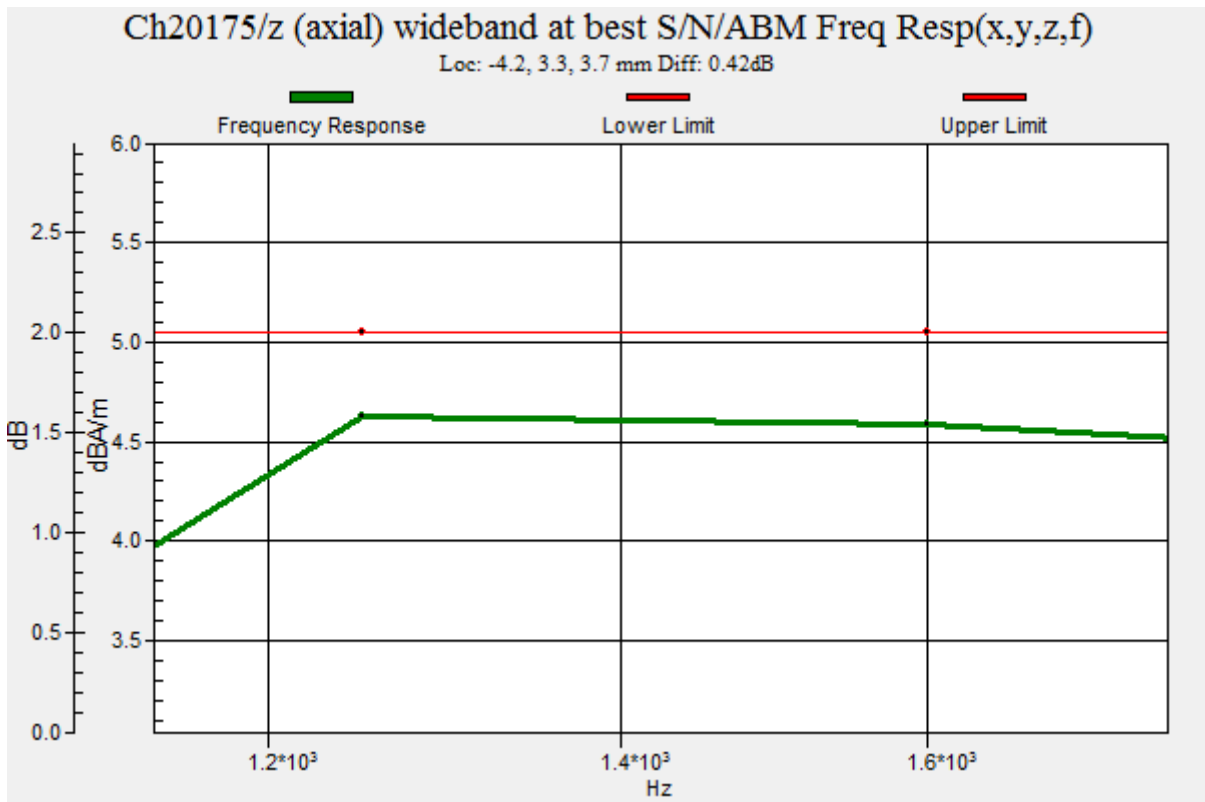
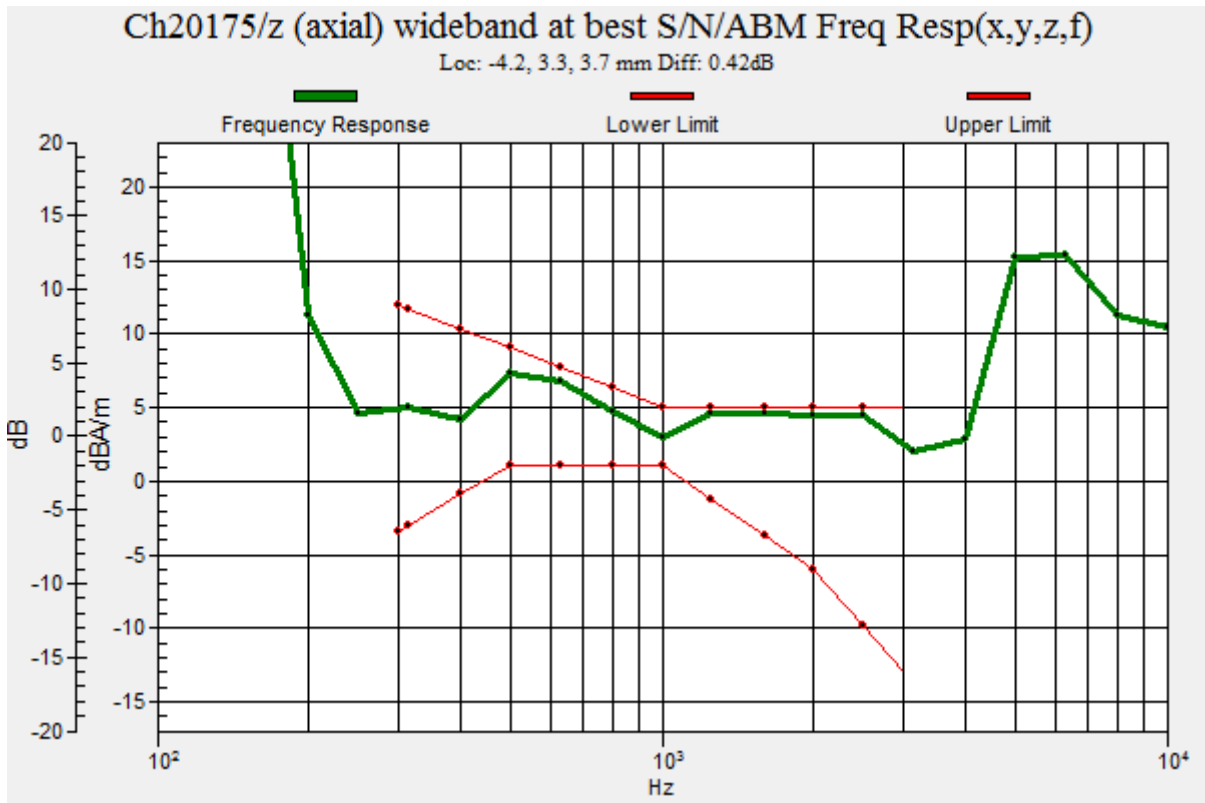
ABM1 comp = 3.46 dBA/m

BWC Factor = 0.17 dB

Location: -4.2, 3.3, 3.7 mm



0 dB = 530.4 = 54.49 dB



Test Laboratory: Shenzhen Morlab Communications Technology Co., Ltd.

Date: 2023.05.16

HAC_T-Coil_LTE Band 4_20M_QPSK_1RB_0offset_12.2Kbps_Ch20175_Y

Communication System: UID 10169 - CAB, LTE-FDD (SC-FDMA, 1 RB, 20 MHz, QPSK);
Frequency: 1732.5 MHz; Duty Cycle: 1:3.74111

Medium: Air Medium parameters used: $\sigma = 0$ S/m, $\epsilon_r = 1$; $\rho = 0$ kg/m³

Ambient Temperature : 23.2 °C

DASY5 Configuration:

- Probe: AM1DV3 - 3128; ; Calibrated: 2022.07.19
- Sensor-Surface: 0mm (Fix Surface)
- Electronics: DAE4 Sn480; Calibrated: 2022.06.22
- Phantom: HAC Test Arch with AMCC; Type: SD HAC P01 BA;
- Measurement SW: DASY52, Version 52.8 (8); SEMCAD X Version 14.6.10 (7331)

Ch20175/y (transversal) 4.2mm 50 x 50/ABM SNR(x,y,z) (13x15x1): Measurement grid:


dx=10mm, dy=10mm

ABM1/ABM2 = 47.44 dB

ABM1 comp = -4.02 dBA/m

BWC Factor = 0.17 dB

Location: -4.2, 15.8, 3.7 mm



0 dB = 235.4 = 47.44 dB

Test Laboratory: Shenzhen Morlab Communications Technology Co., Ltd.

Date: 2023.05.17

HAC_T-Coil_LTE Band 5_10M_QPSK_1RB_0offset_12.2Kbps_Ch20525_Z

Communication System: UID 10175 - CAB, LTE-FDD (SC-FDMA, 1 RB, 10 MHz, QPSK);
Frequency: 836.5 MHz; Duty Cycle: 1:3.7325

Medium: Air Medium parameters used: $\sigma = 0$ S/m, $\epsilon_r = 1$; $\rho = 0$ kg/m³

Ambient Temperature : 23.2 °C

DASY5 Configuration:

- Probe: AM1DV3 - 3128; ; Calibrated: 2022.07.19
- Sensor-Surface: 0mm (Fix Surface)
- Electronics: DAE4 Sn480; Calibrated: 2022.06.22
- Phantom: HAC Test Arch with AMCC; Type: SD HAC P01 BA;
- Measurement SW: DASY52, Version 52.8 (8); SEMCAD X Version 14.6.10 (7331)

Ch20525/z (axial) 4.2mm 50 x 50/ABM SNR(x,y,z) (13x15x1): Measurement grid:

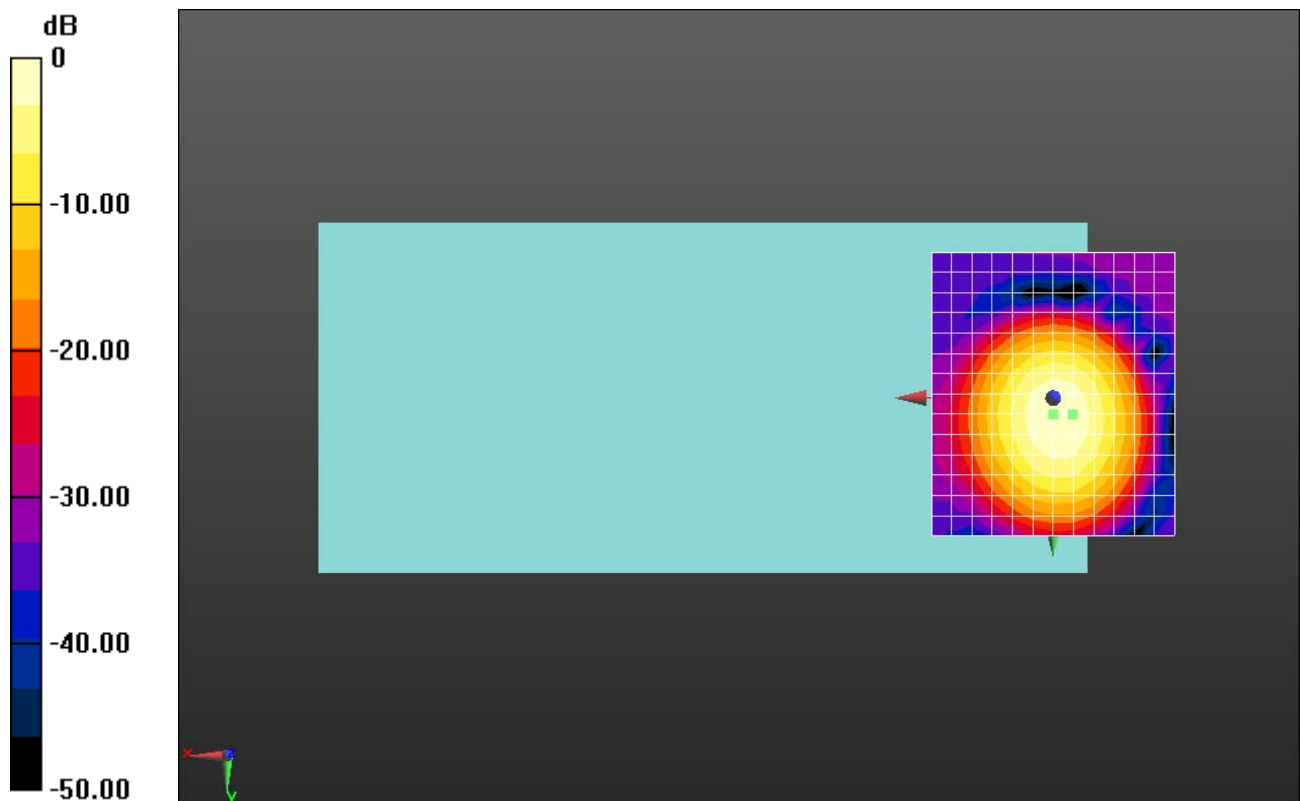
dx=10mm, dy=10mm

ABM1/ABM2 = 53.90 dB

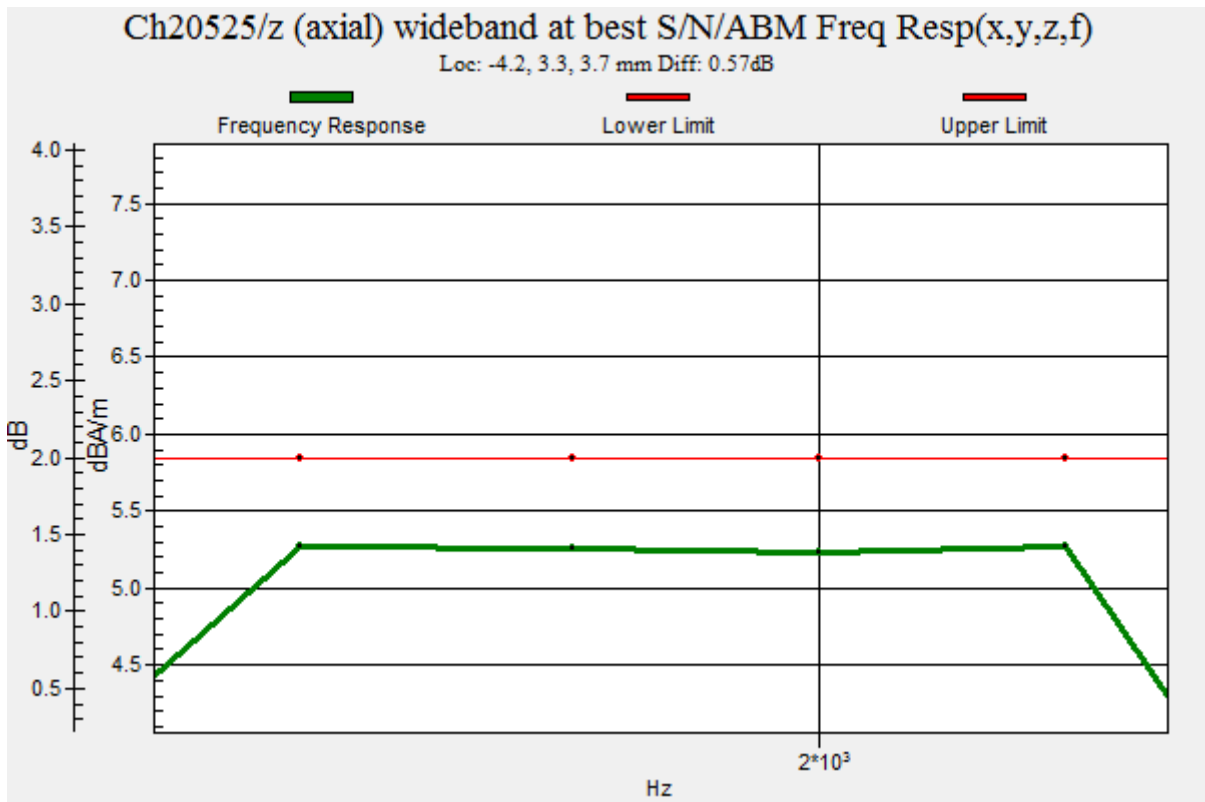
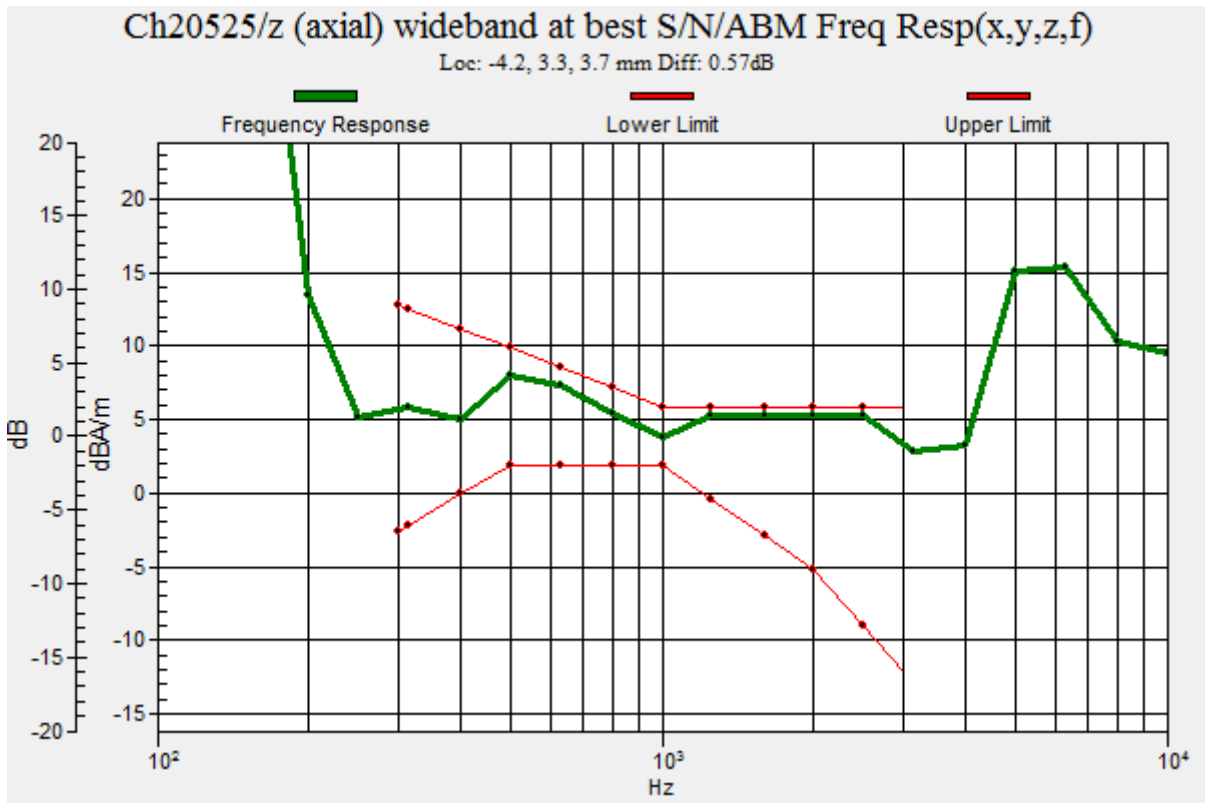
ABM1 comp = 4.29 dBA/m

BWC Factor = 0.17 dB

Location: -4.2, 3.3, 3.7 mm



0 dB = 495.3 = 53.90 dB



Test Laboratory: Shenzhen Morlab Communications Technology Co., Ltd.

Date: 2023.05.17

HAC_T-Coil_LTE Band 5_10M_QPSK_1RB_0offset_12.2Kbps_Ch20525_Y

Communication System: UID 10175 - CAB, LTE-FDD (SC-FDMA, 1 RB, 10 MHz, QPSK);
Frequency: 836.5 MHz; Duty Cycle: 1:3.7325

Medium: Air Medium parameters used: $\sigma = 0$ S/m, $\epsilon_r = 1$; $\rho = 0$ kg/m³

Ambient Temperature : 23.2 °C

DASY5 Configuration:

- Probe: AM1DV3 - 3128; ; Calibrated: 2022.07.19
- Sensor-Surface: 0mm (Fix Surface)
- Electronics: DAE4 Sn480; Calibrated: 2022.06.22
- Phantom: HAC Test Arch with AMCC; Type: SD HAC P01 BA;
- Measurement SW: DASY52, Version 52.8 (8); SEMCAD X Version 14.6.10 (7331)

Ch20525/y (transversal) 4.2mm 50 x 50/ABM SNR(x,y,z) (13x15x1): Measurement grid:

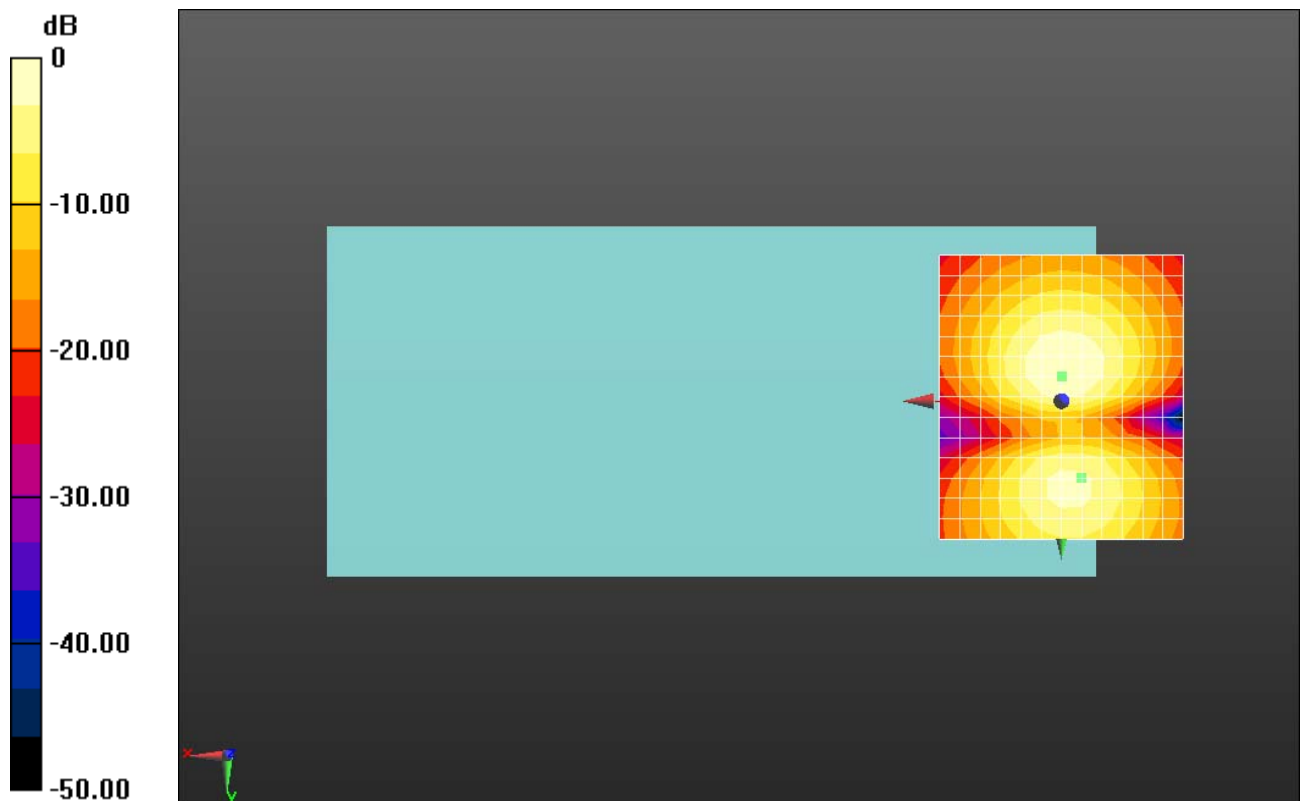
dx=10mm, dy=10mm

ABM1/ABM2 = 46.72 dB

ABM1 comp = -4.24 dBA/m

BWC Factor = 0.17 dB

Location: -4.2, 15.8, 3.7 mm



0 dB = 216.8 = 46.72 dB

Test Laboratory: Shenzhen Morlab Communications Technology Co., Ltd.

Date: 2023.05.16

HAC_T-Coil_LTE Band 7_20M_QPSK_1RB_0offset_12.2Kbps_Ch21100_Z

Communication System: UID 10169 - CAB, LTE-FDD (SC-FDMA, 1 RB, 20 MHz, QPSK);
Frequency: 2535 MHz; Duty Cycle: 1:3.74111

Medium: Air Medium parameters used: $\sigma = 0$ S/m, $\epsilon_r = 1$; $\rho = 0$ kg/m³

Ambient Temperature : 23.2 °C

DASY5 Configuration:

- Probe: AM1DV3 - 3128; ; Calibrated: 2022.07.19
- Sensor-Surface: 0mm (Fix Surface)
- Electronics: DAE4 Sn480; Calibrated: 2022.06.22
- Phantom: HAC Test Arch with AMCC; Type: SD HAC P01 BA;
- Measurement SW: DASY52, Version 52.8 (8); SEMCAD X Version 14.6.10 (7331)

Ch21100/z (axial) 4.2mm 50 x 50/ABM SNR(x,y,z) (13x15x1): Measurement grid:

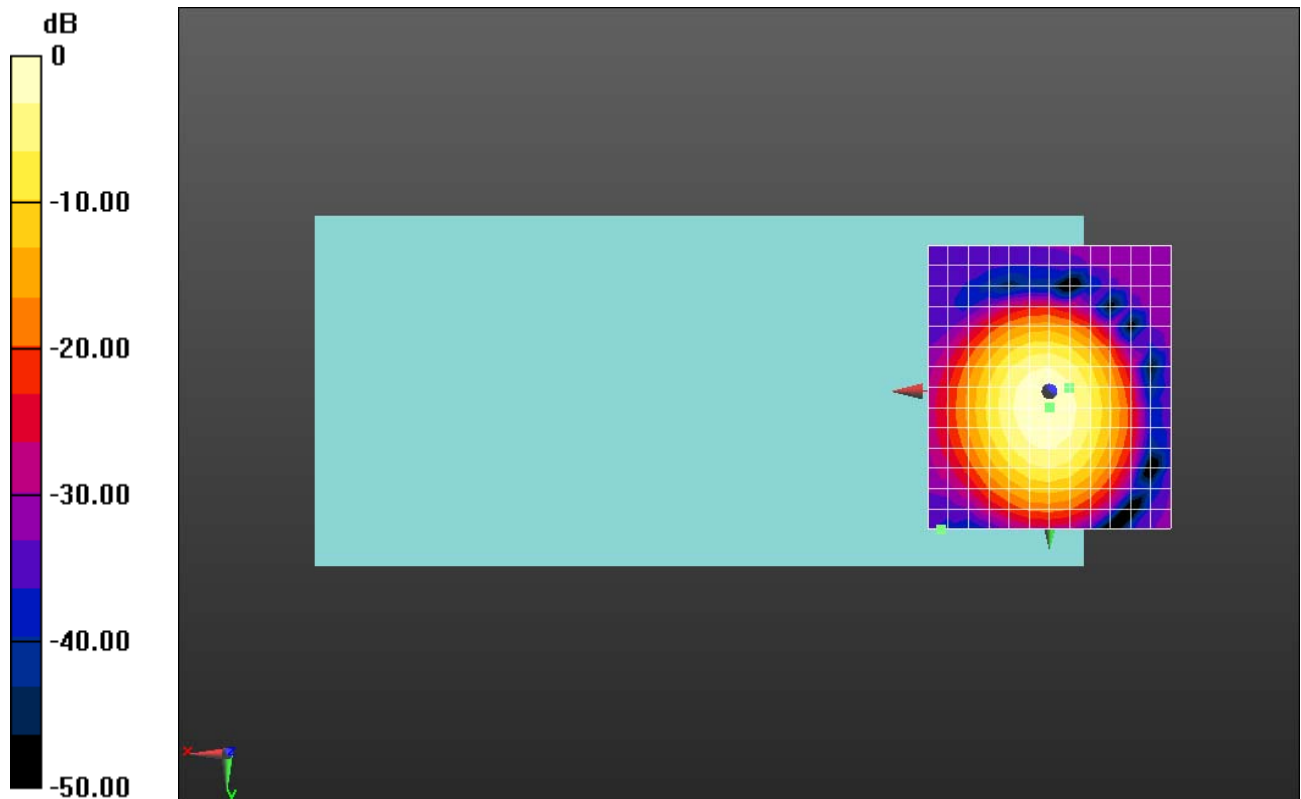
dx=10mm, dy=10mm

ABM1/ABM2 = 53.92 dB

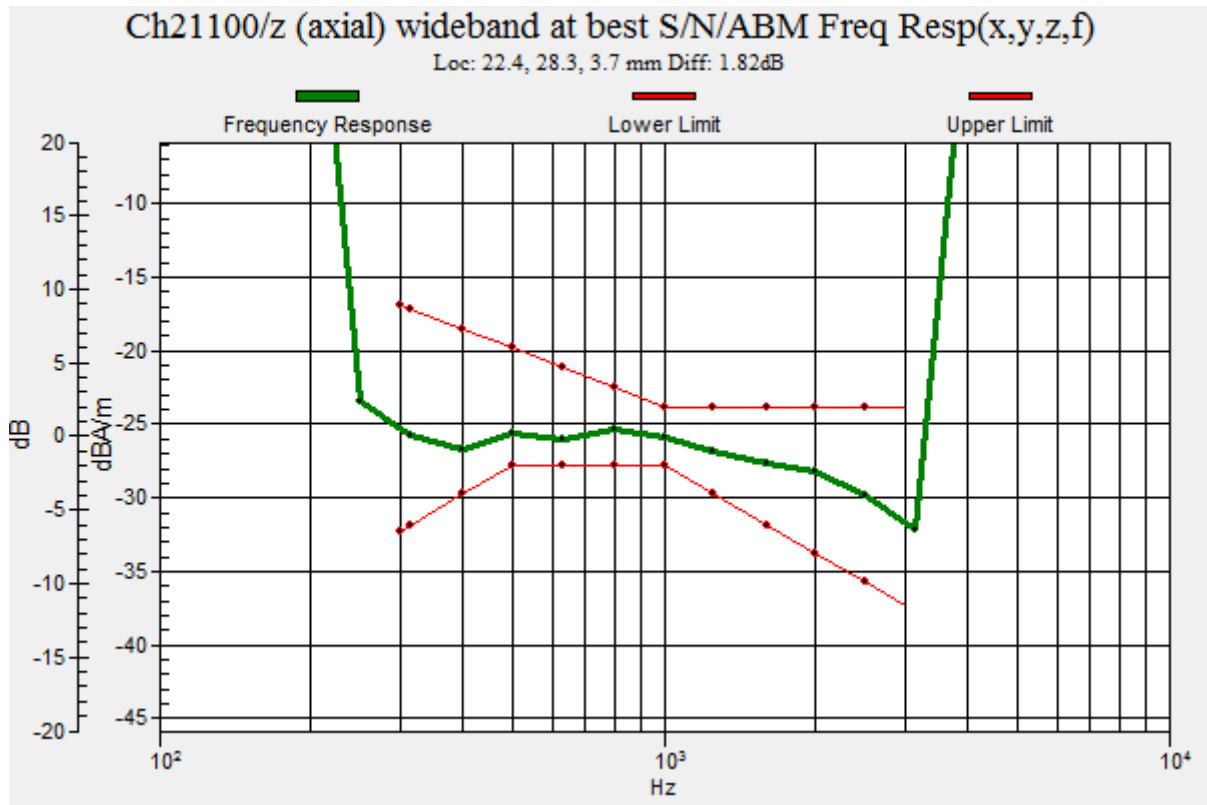
ABM1 comp = 2.92 dBA/m

BWC Factor = 0.17 dB

Location: -4.2, -0.8, 3.7 mm



0 dB = 496.7 = 53.92 dB



Test Laboratory: Shenzhen Morlab Communications Technology Co., Ltd.

Date: 2023.05.16

HAC_T-Coil_LTE Band 7_20M_QPSK_1RB_0offset_12.2Kbps_Ch21100_Y

Communication System: UID 10169 - CAB, LTE-FDD (SC-FDMA, 1 RB, 20 MHz, QPSK);
Frequency: 2535 MHz; Duty Cycle: 1:3.74111

Medium: Air Medium parameters used: $\sigma = 0$ S/m, $\epsilon_r = 1$; $\rho = 0$ kg/m³

Ambient Temperature : 23.2 °C

DASY5 Configuration:

- Probe: AM1DV3 - 3128; ; Calibrated: 2022.07.19
- Sensor-Surface: 0mm (Fix Surface)
- Electronics: DAE4 Sn480; Calibrated: 2022.06.22
- Phantom: HAC Test Arch with AMCC; Type: SD HAC P01 BA;
- Measurement SW: DASY52, Version 52.8 (8); SEMCAD X Version 14.6.10 (7331)

Ch21100/y (transversal) 4.2mm 50 x 50/ABM SNR(x,y,z) (13x15x1): Measurement grid:

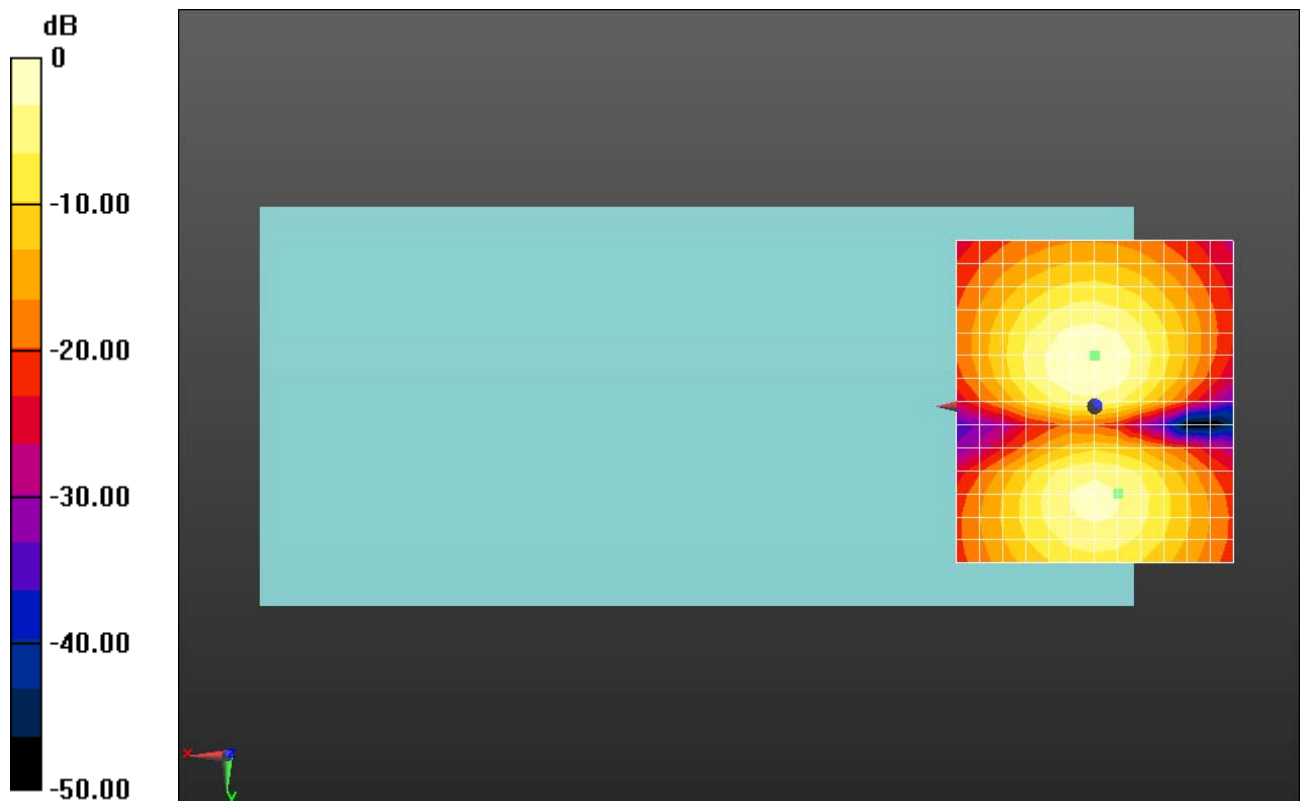
dx=10mm, dy=10mm

ABM1/ABM2 = 47.94 dB

ABM1 comp = -3.99 dBA/m

BWC Factor = 0.17 dB

Location: -4.2, 15.8, 3.7 mm



0 dB = 249.4 = 47.94 dB

Test Laboratory: Shenzhen Morlab Communications Technology Co., Ltd.

Date: 2023.05.17

HAC_T-Coil_LTE Band 12_10M_QPSK_1RB_0offset_12.2Kbps_Ch23095_Z

Communication System: UID 10175 - CAB, LTE-FDD (SC-FDMA, 1 RB, 10 MHz, QPSK);
Frequency: 707.5 MHz; Duty Cycle: 1:3.7325

Medium: Air Medium parameters used: $\sigma = 0$ S/m, $\epsilon_r = 1$; $\rho = 0$ kg/m³

Ambient Temperature : 23.2 °C

DASY5 Configuration:

- Probe: AM1DV3 - 3128; ; Calibrated: 2022.07.19
- Sensor-Surface: 0mm (Fix Surface)
- Electronics: DAE4 Sn480; Calibrated: 2022.06.22
- Phantom: HAC Test Arch with AMCC; Type: SD HAC P01 BA;
- Measurement SW: DASY52, Version 52.8 (8); SEMCAD X Version 14.6.10 (7331)

Ch23095/z (axial) 4.2mm 50 x 50/ABM SNR(x,y,z) (13x15x1): Measurement grid:

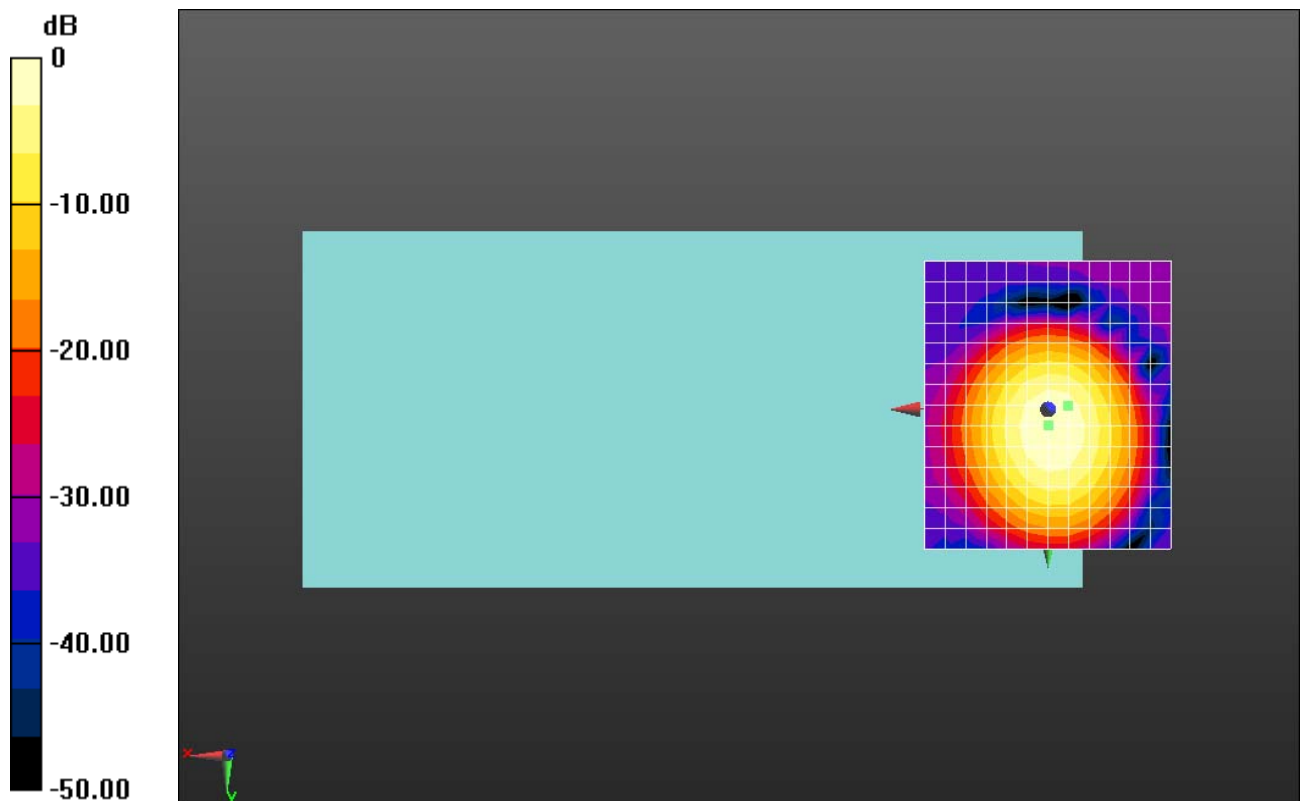
dx=10mm, dy=10mm

ABM1/ABM2 = 54.92 dB

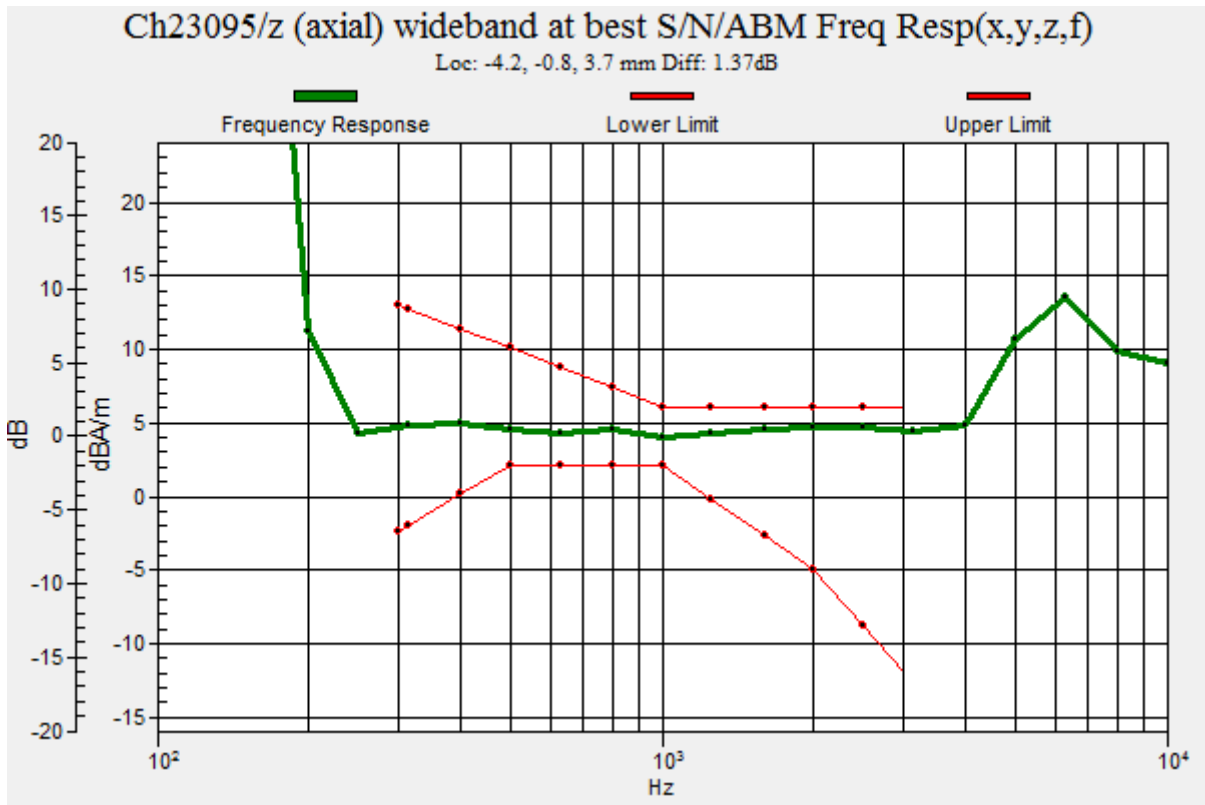
ABM1 comp = 4.05 dBA/m

BWC Factor = 0.17 dB

Location: -4.2, -0.8, 3.7 mm



0 dB = 557.2 = 54.92 dB



Test Laboratory: Shenzhen Morlab Communications Technology Co., Ltd.

Date: 2023.05.17

HAC_T-Coil_LTE Band 12_10M_QPSK_1RB_0offset_12.2Kbps_Ch23095_Y

Communication System: UID 10175 - CAB, LTE-FDD (SC-FDMA, 1 RB, 10 MHz, QPSK);
Frequency: 707.5 MHz; Duty Cycle: 1:3.7325

Medium: Air Medium parameters used: $\sigma = 0$ S/m, $\epsilon_r = 1$; $\rho = 0$ kg/m³

Ambient Temperature : 23.2 °C

DASY5 Configuration:

- Probe: AM1DV3 - 3128; ; Calibrated: 2022.07.19
- Sensor-Surface: 0mm (Fix Surface)
- Electronics: DAE4 Sn480; Calibrated: 2022.06.22
- Phantom: HAC Test Arch with AMCC; Type: SD HAC P01 BA;
- Measurement SW: DASY52, Version 52.8 (8); SEMCAD X Version 14.6.10 (7331)

Ch23095/y (transversal) 4.2mm 50 x 50/ABM SNR(x,y,z) (13x15x1): Measurement grid:

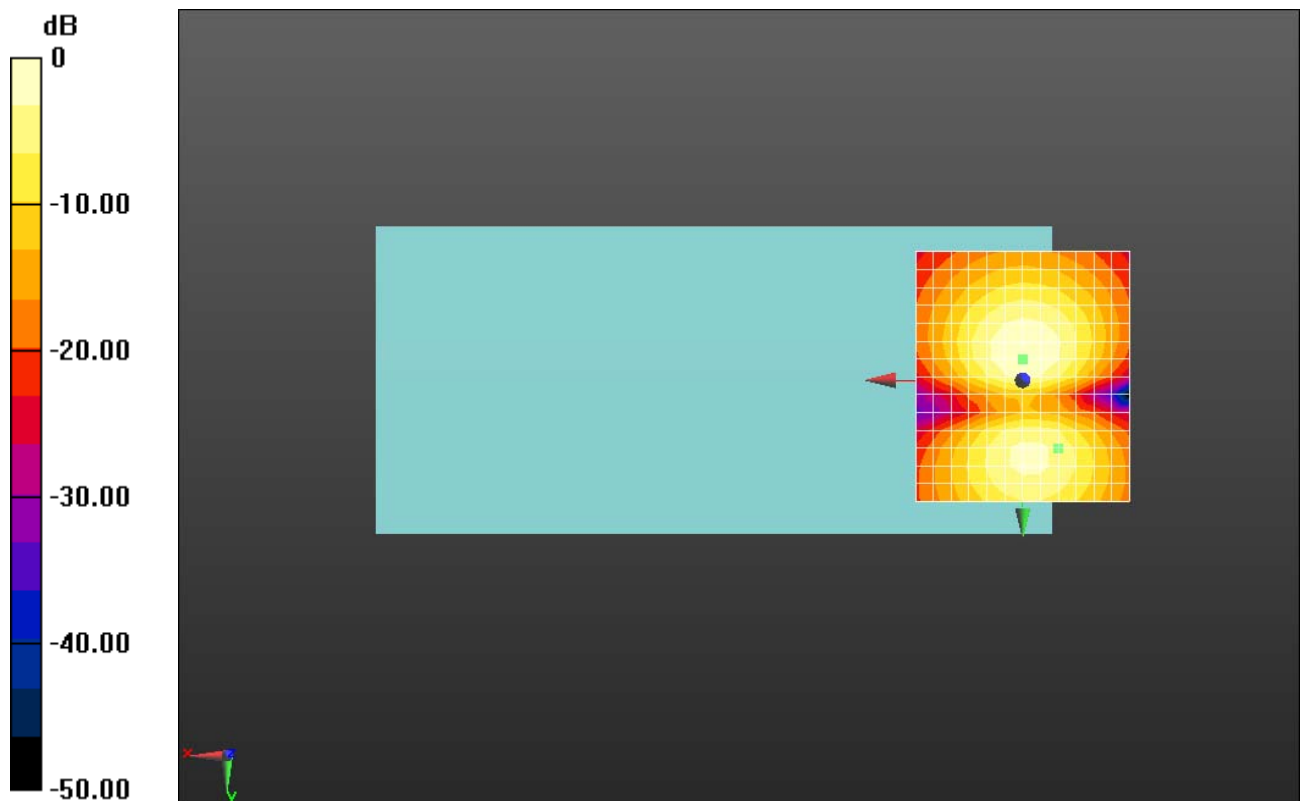
dx=10mm, dy=10mm

ABM1/ABM2 = 47.95 dB

ABM1 comp = -4.81 dBA/m

BWC Factor = 0.17 dB

Location: -8.3, 15.8, 3.7 mm



0 dB = 249.7 = 47.95 dB

Test Laboratory: Shenzhen Morlab Communications Technology Co., Ltd.

Date: 2023.05.17

HAC_T-Coil_LTE Band 17_10M_QPSK_1RB_0offset_12.2Kbps_Ch23790_Z

Communication System: UID 10175 - CAB, LTE-FDD (SC-FDMA, 1 RB, 10 MHz, QPSK);
Frequency: 710 MHz; Duty Cycle: 1:3.7325

Medium: Air Medium parameters used: $\sigma = 0$ S/m, $\epsilon_r = 1$; $\rho = 0$ kg/m³

Ambient Temperature : 23.2 °C

DASY5 Configuration:

- Probe: AM1DV3 - 3128; ; Calibrated: 2022.07.19
- Sensor-Surface: 0mm (Fix Surface)
- Electronics: DAE4 Sn480; Calibrated: 2022.06.22
- Phantom: HAC Test Arch with AMCC; Type: SD HAC P01 BA;
- Measurement SW: DASY52, Version 52.8 (8); SEMCAD X Version 14.6.10 (7331)

Ch23790/z (axial) 4.2mm 50 x 50/ABM SNR(x,y,z) (13x15x1): Measurement grid:

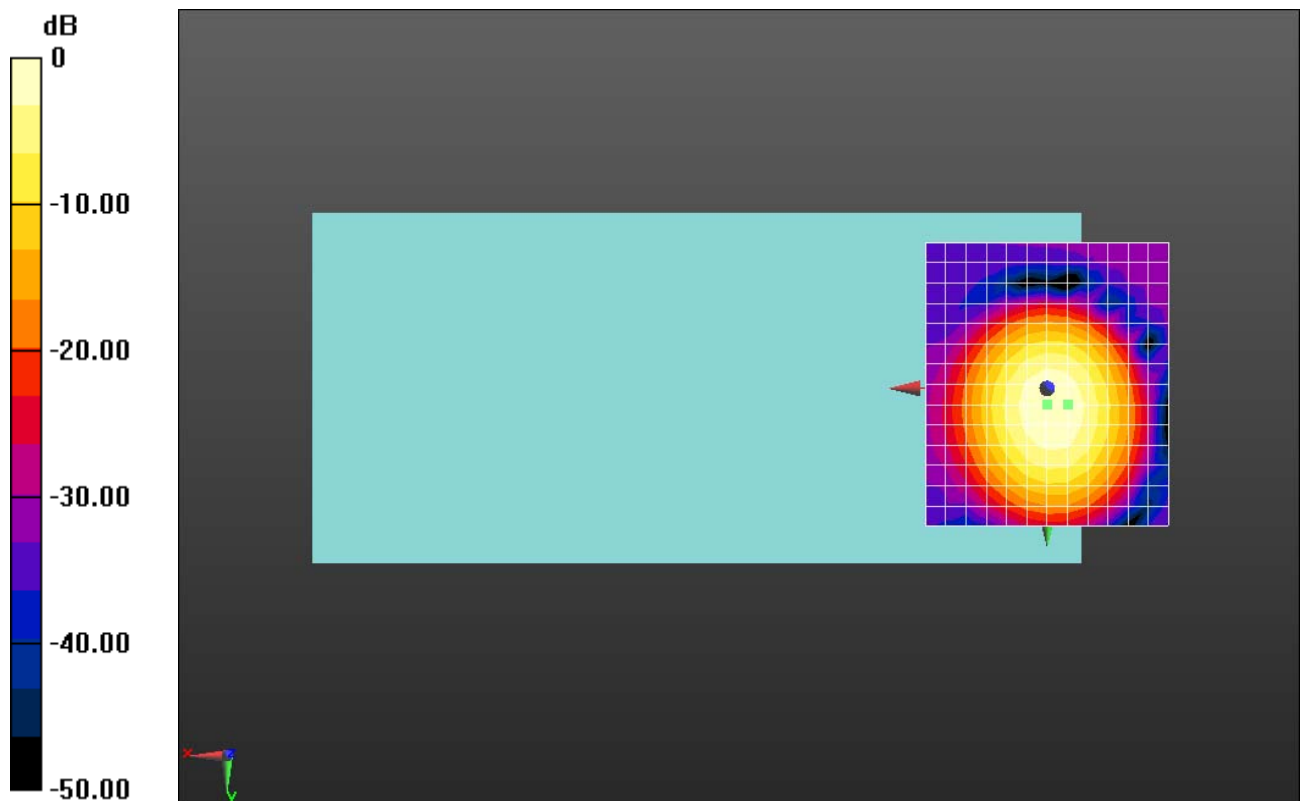
dx=10mm, dy=10mm

ABM1/ABM2 = 54.28 dB

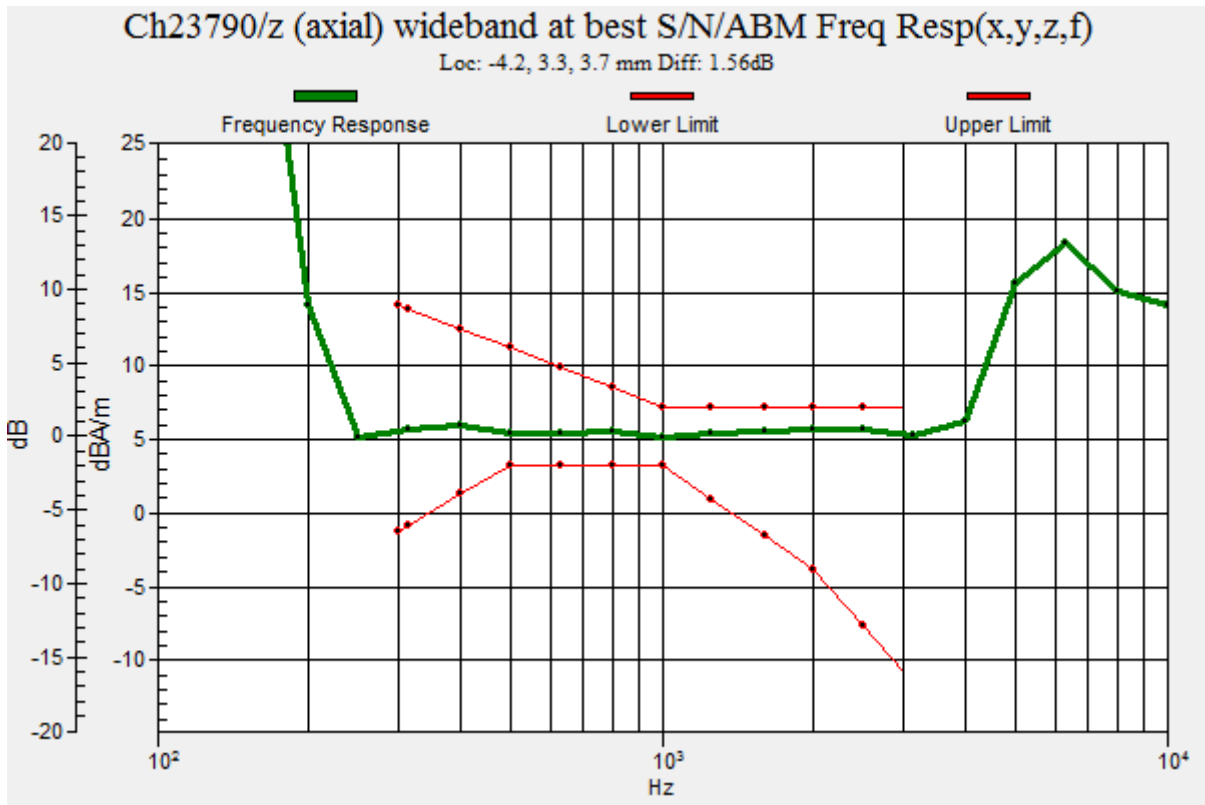
ABM1 comp = 5.07 dBA/m

BWC Factor = 0.17 dB

Location: -4.2, 3.3, 3.7 mm



0 dB = 517.7 = 54.28 dB



Test Laboratory: Shenzhen Morlab Communications Technology Co., Ltd.

Date: 2023.05.17

HAC_T-Coil_LTE Band 17_10M_QPSK_1RB_0offset_12.2Kbps_Ch23790_Y

Communication System: UID 10175 - CAB, LTE-FDD (SC-FDMA, 1 RB, 10 MHz, QPSK);
Frequency: 710 MHz; Duty Cycle: 1:3.7325

Medium: Air Medium parameters used: $\sigma = 0$ S/m, $\epsilon_r = 1$; $\rho = 0$ kg/m³

Ambient Temperature : 23.2 °C

DASY5 Configuration:

- Probe: AM1DV3 - 3128; ; Calibrated: 2022.07.19
- Sensor-Surface: 0mm (Fix Surface)
- Electronics: DAE4 Sn480; Calibrated: 2022.06.22
- Phantom: HAC Test Arch with AMCC; Type: SD HAC P01 BA;
- Measurement SW: DASY52, Version 52.8 (8); SEMCAD X Version 14.6.10 (7331)

Ch23790/y (transversal) 4.2mm 50 x 50/ABM SNR(x,y,z) (13x15x1): Measurement grid:


dx=10mm, dy=10mm

ABM1/ABM2 = 47.98 dB

ABM1 comp = -3.31 dBA/m

BWC Factor = 0.17 dB

Location: -4.2, 15.8, 3.7 mm



0 dB = 250.5 = 47.98 dB

Test Laboratory: Shenzhen Morlab Communications Technology Co., Ltd.

Date: 2023.05.17

HAC_T-Coil_LTE Band 66_20M_QPSK_1RB_0offset_12.2Kbps_Ch132322_Z

Communication System: UID 0, LTE-FDD (SC-FDMA, 1RB, 20MHz, QPSK) (0); Frequency: 1745 MHz; Duty Cycle: 1:3.74111

Medium: Air Medium parameters used: $\sigma = 0$ S/m, $\epsilon_r = 1$; $\rho = 0$ kg/m³

Ambient Temperature : 23.2 °C

DASY5 Configuration:

- Probe: AM1DV3 - 3128; ; Calibrated: 2022.07.19
- Sensor-Surface: 0mm (Fix Surface)
- Electronics: DAE4 Sn480; Calibrated: 2022.06.22
- Phantom: HAC Test Arch with AMCC; Type: SD HAC P01 BA;
- Measurement SW: DASY52, Version 52.8 (8); SEMCAD X Version 14.6.10 (7331)

Ch132322/z (axial) 4.2mm 50 x 50/ABM SNR(x,y,z) (13x15x1): Measurement grid:


dx=10mm, dy=10mm

ABM1/ABM2 = 53.47 dB

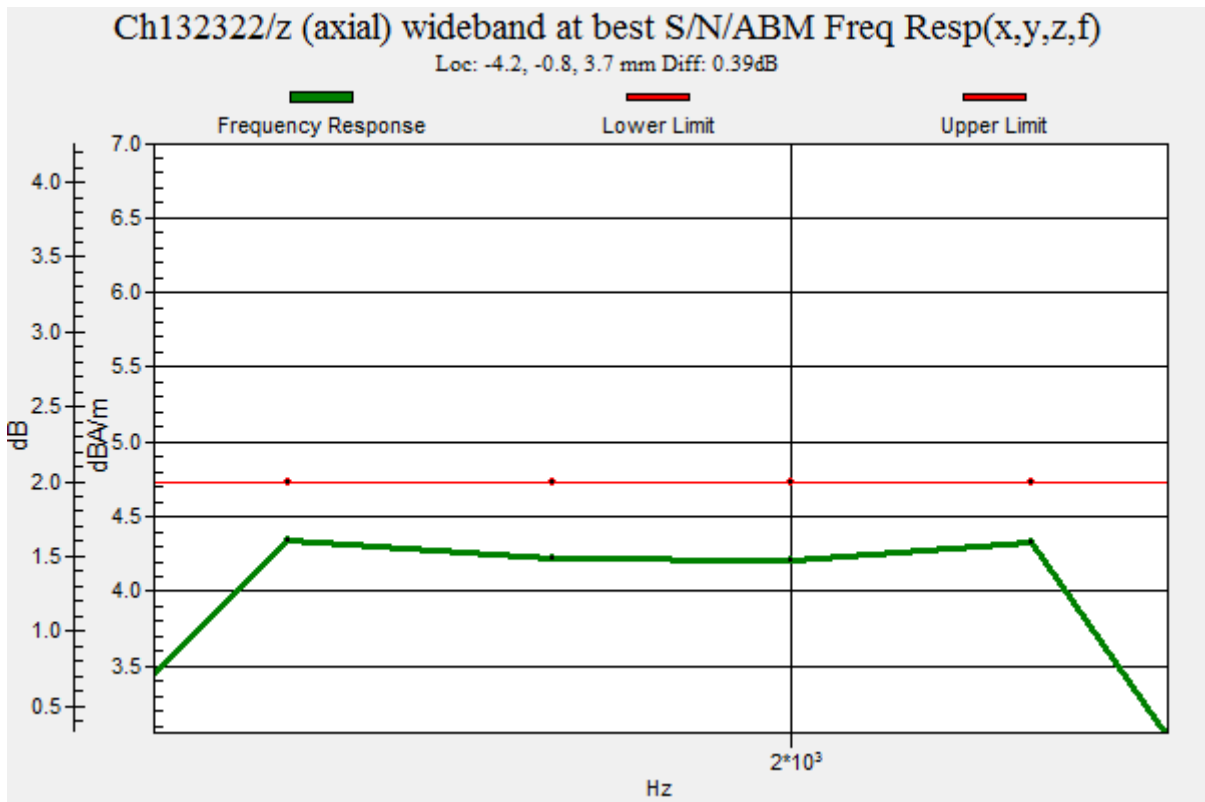
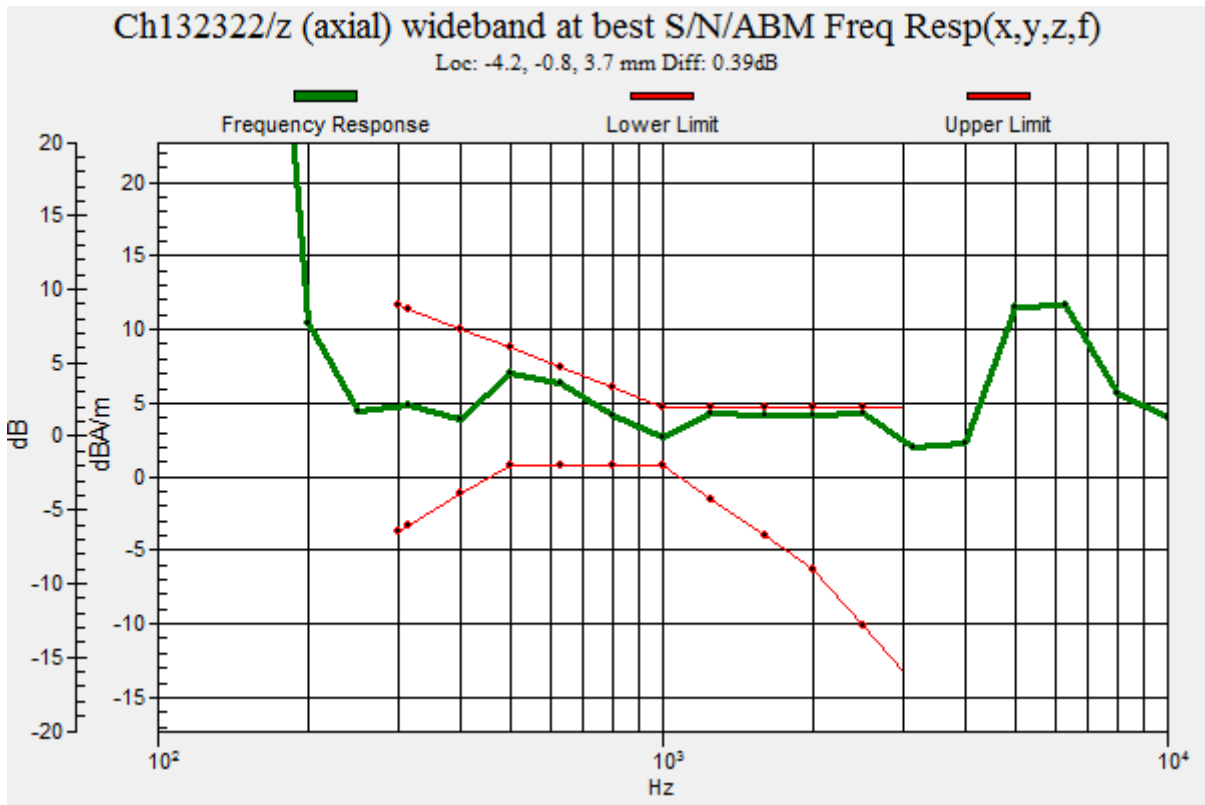
ABM1 comp = 3.23 dBA/m

BWC Factor = 0.17 dB

Location: -4.2, -0.8, 3.7 mm



0 dB = 471.3 = 53.47 dB



Test Laboratory: Shenzhen Morlab Communications Technology Co., Ltd.

Date: 2023.05.17

HAC_T-Coil_LTE Band 66_20M_QPSK_1RB_0offset_12.2Kbps_Ch132322_Y

Communication System: UID 0, LTE-FDD (SC-FDMA, 1RB, 20MHz, QPSK) (0); Frequency: 1745 MHz; Duty Cycle: 1:3.74111

Medium: Air Medium parameters used: $\sigma = 0$ S/m, $\epsilon_r = 1$; $\rho = 0$ kg/m³

Ambient Temperature : 23.2 °C

DASY5 Configuration:

- Probe: AM1DV3 - 3128; ; Calibrated: 2022.07.19
- Sensor-Surface: 0mm (Fix Surface)
- Electronics: DAE4 Sn480; Calibrated: 2022.06.22
- Phantom: HAC Test Arch with AMCC; Type: SD HAC P01 BA;
- Measurement SW: DASY52, Version 52.8 (8); SEMCAD X Version 14.6.10 (7331)

Ch132322/y (transversal) 4.2mm 50 x 50/ABM SNR(x,y,z) (13x15x1): Measurement


grid: dx=10mm, dy=10mm

ABM1/ABM2 = 47.39 dB

ABM1 comp = -4.27 dBA/m

BWC Factor = 0.17 dB

Location: -4.2, 15.8, 3.7 mm



0 dB = 234.2 = 47.39 dB

Test Laboratory: Shenzhen Morlab Communications Technology Co., Ltd.

Date: 2023.04.25

HAC_T-Coil_VoWiFi 2.4GHz_802.11b 1Mbps_AMR 12.2Kbps_Ch7_Z

Communication System: UID 10315 - AAA, IEEE 802.11b WiFi 2.4 GHz (DSSS, 1 Mbps, 96pc duty cycle); Frequency: 2442 MHz; Duty Cycle: 1:1.48252

Medium: Air Medium parameters used: $\sigma = 0$ S/m, $\epsilon_r = 1$; $\rho = 0$ kg/m³

Ambient Temperature : 23.2 °C

DASY5 Configuration:

- Probe: AM1DV3 - 3128; ; Calibrated: 2022.07.19
- Sensor-Surface: 0mm (Fix Surface)
- Electronics: DAE4 Sn480; Calibrated: 2022.06.22
- Phantom: HAC Test Arch with AMCC; Type: SD HAC P01 BA;
- Measurement SW: DASY52, Version 52.8 (8); SEMCAD X Version 14.6.10 (7331)

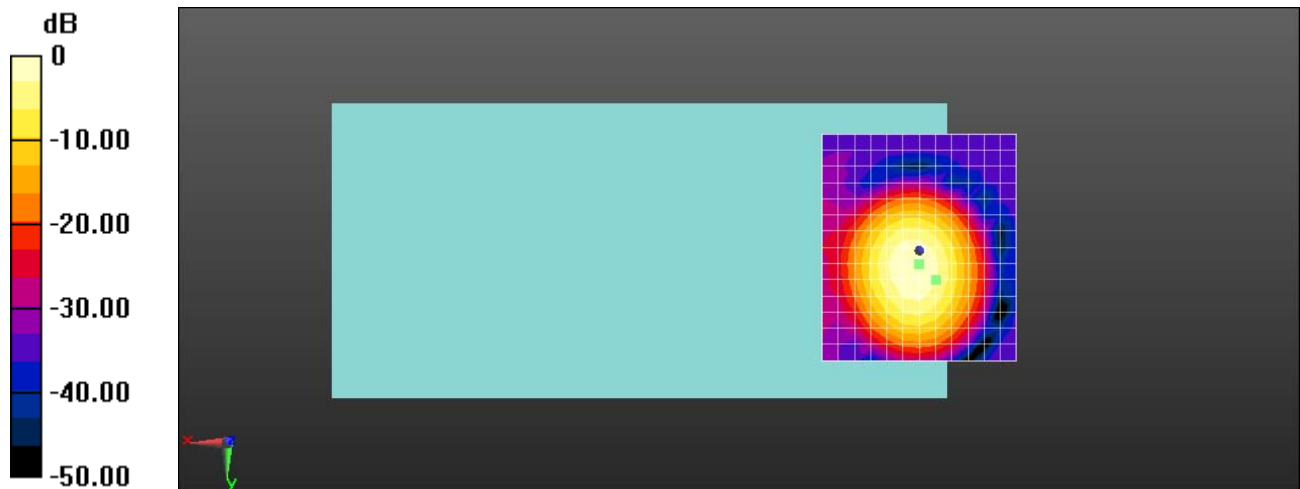
Ch7/z (axial) 4.2mm 50 x 50/ABM SNR(x,y,z) (13x15x1): Measurement grid: dx=10mm, dy=10mm

ABM1/ABM2 = 42.97 dB

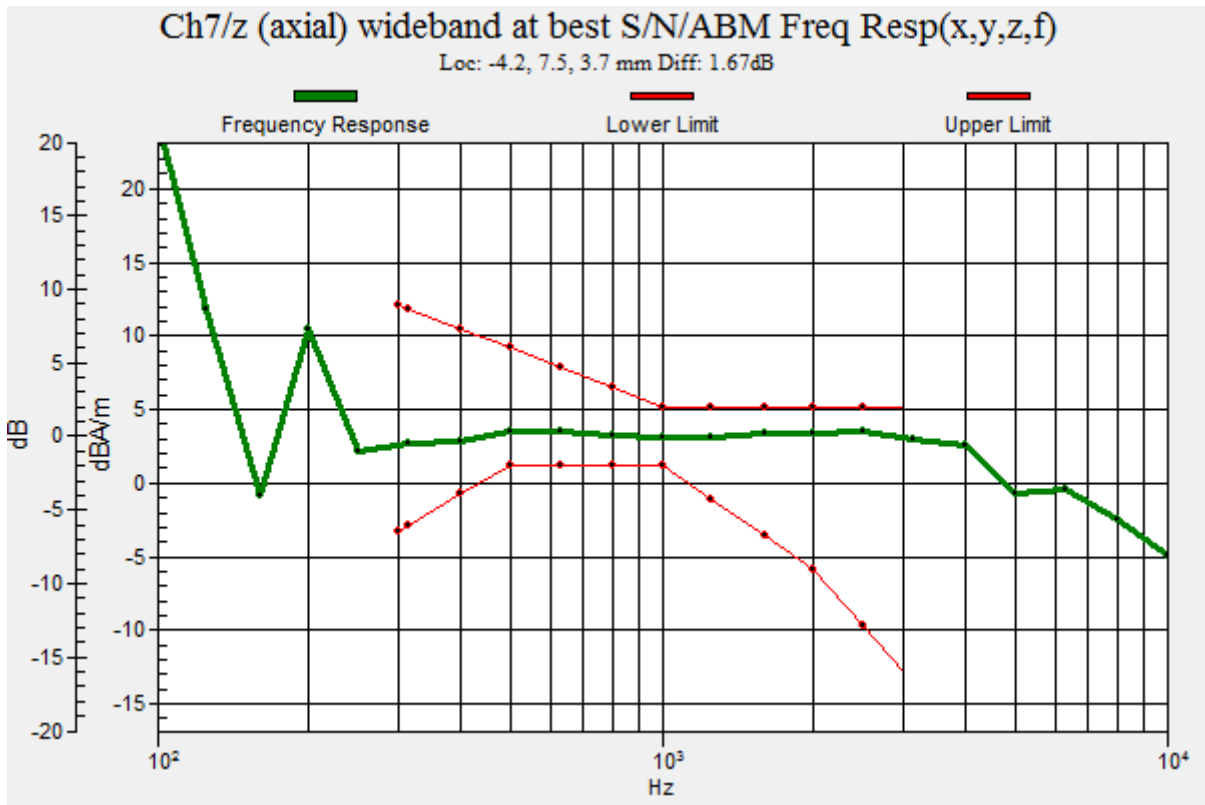
ABM1 comp = 3.25 dBA/m

BWC Factor = 0.15 dB

Location: -4.2, 7.5, 3.7 mm



0 dB = 140.7 = 42.97 dB



Test Laboratory: Shenzhen Morlab Communications Technology Co., Ltd.

Date: 2023.04.25

HAC_T-Coil_VoWiFi 2.4GHz_802.11b 1Mbps_AMR 12.2Kbps_Ch7_Y

Communication System: UID 10315 - AAA, IEEE 802.11b WiFi 2.4 GHz (DSSS, 1 Mbps, 96pc duty cycle); Frequency: 2442 MHz; Duty Cycle: 1:1.48252

Medium: Air Medium parameters used: $\sigma = 0$ S/m, $\epsilon_r = 1$; $\rho = 0$ kg/m³

Ambient Temperature : 23.2 °C

DASY5 Configuration:

- Probe: AM1DV3 - 3128; ; Calibrated: 2022.07.19
- Sensor-Surface: 0mm (Fix Surface)
- Electronics: DAE4 Sn480; Calibrated: 2022.06.22
- Phantom: HAC Test Arch with AMCC; Type: SD HAC P01 BA;
- Measurement SW: DASY52, Version 52.8 (8); SEMCAD X Version 14.6.10 (7331)

Ch7/y (transversal) 4.2mm 50 x 50/ABM SNR(x,y,z) (13x15x1): Measurement grid:

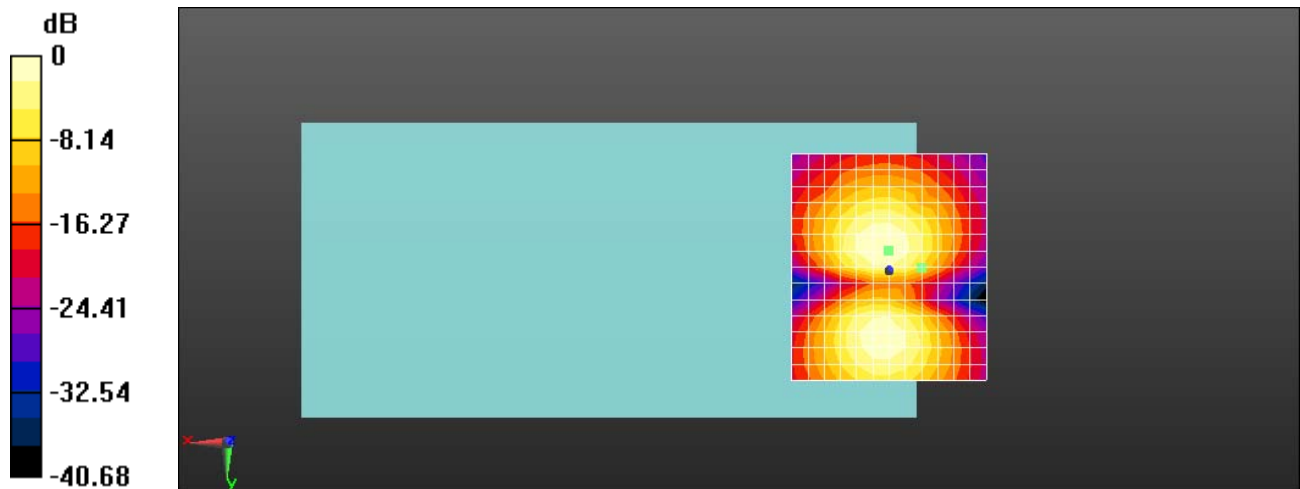
dx=10mm, dy=10mm

ABM1/ABM2 = 37.17 dB

ABM1 comp = -8.53 dBA/m

BWC Factor = 0.15 dB

Location: -8.3, -0.8, 3.7 mm



0 dB = 72.17 = 37.17 dB

Test Laboratory: Shenzhen Morlab Communications Technology Co., Ltd.

Date: 2023.04.25

HAC_T-Coil_VoWiFi 2.4GHz_802.11g 6Mbps_AMR 12.2Kbps_Ch7_Z

Communication System: UID 10315 - AAA, IEEE 802.11b WiFi 2.4 GHz (DSSS, 1 Mbps, 96pc duty cycle); Frequency: 2442 MHz; Duty Cycle: 1:1.48252

Medium: Air Medium parameters used: $\sigma = 0$ S/m, $\epsilon_r = 1$; $\rho = 0$ kg/m³

Ambient Temperature : 23.2 °C

DASY5 Configuration:

- Probe: AM1DV3 - 3128; ; Calibrated: 2022.07.19
- Sensor-Surface: 0mm (Fix Surface)
- Electronics: DAE4 Sn480; Calibrated: 2022.06.22
- Phantom: HAC Test Arch with AMCC; Type: SD HAC P01 BA;
- Measurement SW: DASY52, Version 52.8 (8); SEMCAD X Version 14.6.10 (7331)

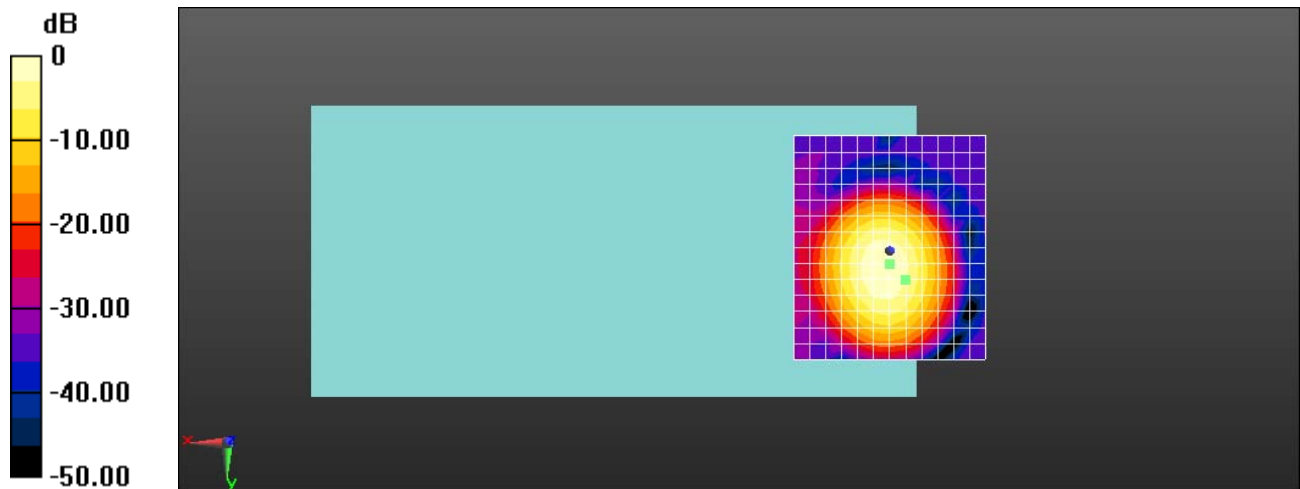
Ch7/z (axial) 4.2mm 50 x 50/ABM SNR(x,y,z) (13x15x1): Measurement grid: dx=10mm, dy=10mm

ABM1/ABM2 = 53.29 dB

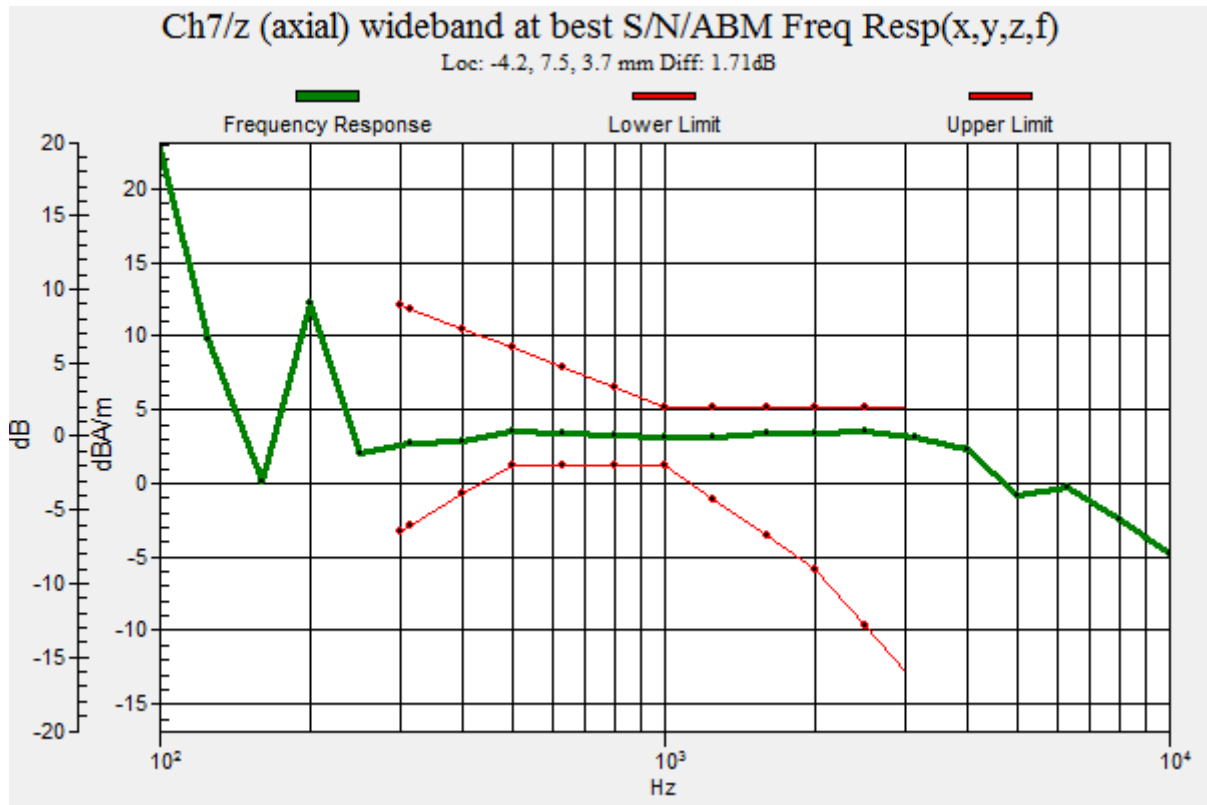
ABM1 comp = 3.20 dBA/m

BWC Factor = 0.15 dB

Location: -4.2, 7.5, 3.7 mm



0 dB = 461.7 = 53.29 dB



Test Laboratory: Shenzhen Morlab Communications Technology Co., Ltd.

Date: 2023.04.25

HAC_T-Coil_VoWiFi 2.4GHz_802.11g 6Mbps_AMR 12.2Kbps_Ch7_Y

Communication System: UID 10315 - AAA, IEEE 802.11b WiFi 2.4 GHz (DSSS, 1 Mbps, 96pc duty cycle); Frequency: 2442 MHz; Duty Cycle: 1:1.48252

Medium: Air Medium parameters used: $\sigma = 0$ S/m, $\epsilon_r = 1$; $\rho = 0$ kg/m³

Ambient Temperature : 23.2 °C

DASY5 Configuration:

- Probe: AM1DV3 - 3128; ; Calibrated: 2022.07.19
- Sensor-Surface: 0mm (Fix Surface)
- Electronics: DAE4 Sn480; Calibrated: 2022.06.22
- Phantom: HAC Test Arch with AMCC; Type: SD HAC P01 BA;
- Measurement SW: DASY52, Version 52.8 (8); SEMCAD X Version 14.6.10 (7331)

Ch7/y (transversal) 4.2mm 50 x 50/ABM SNR(x,y,z) (13x15x1): Measurement grid:

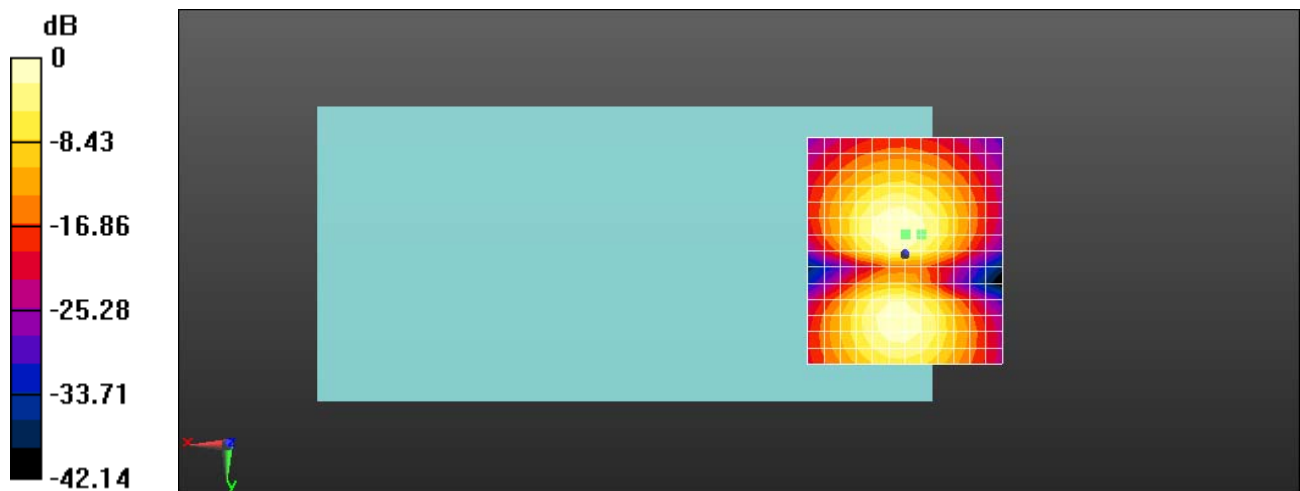
dx=10mm, dy=10mm

ABM1/ABM2 = 36.97 dB

ABM1 comp = -3.15 dBA/m

BWC Factor = 0.15 dB

Location: -4.2, -5, 3.7 mm



0 dB = 70.58 = 36.97 dB

Test Laboratory: Shenzhen Morlab Communications Technology Co., Ltd.

Date: 2023.04.26

HAC_T-Coil_VoWiFi 2.4GHz_802.11n HT20 MCS0_AMR 12.2Kbps_Ch7_Z

Communication System: UID 10117 - CAA, IEEE 802.11n (HT Mixed, 13.5 Mbps, BPSK);
Frequency: 2442 MHz; Duty Cycle: 1:6.4121

Medium: Air Medium parameters used: $\sigma = 0$ S/m, $\epsilon_r = 1$; $\rho = 0$ kg/m³

Ambient Temperature : 23.2 °C

DASY5 Configuration:

- Probe: AM1DV3 - 3128; ; Calibrated: 2022.07.19
- Sensor-Surface: 0mm (Fix Surface)
- Electronics: DAE4 Sn480; Calibrated: 2022.06.22
- Phantom: HAC Test Arch with AMCC; Type: SD HAC P01 BA;
- Measurement SW: DASY52, Version 52.8 (8); SEMCAD X Version 14.6.10 (7331)

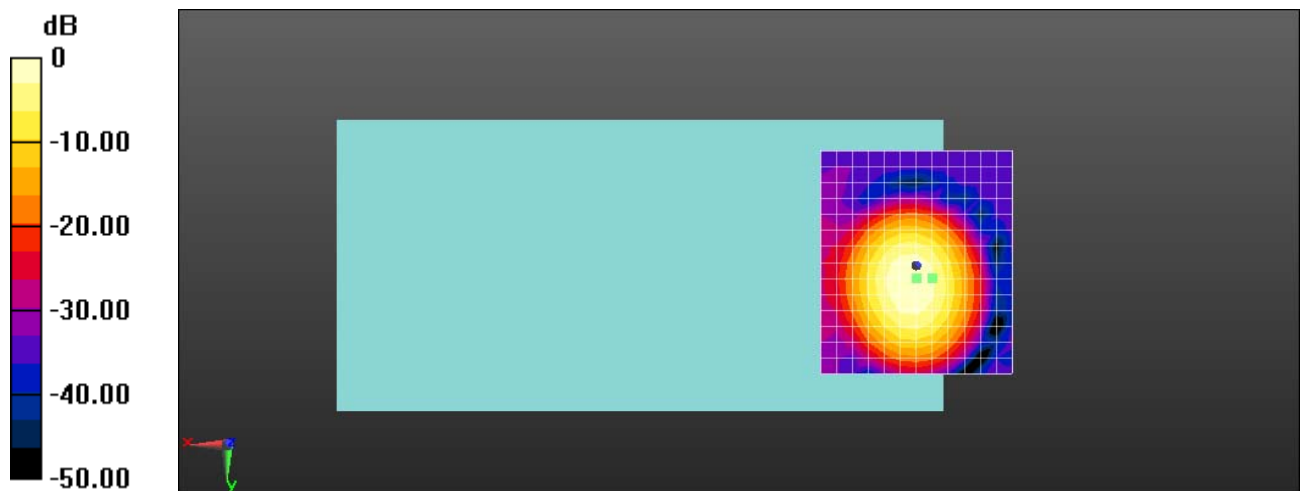
Ch7/z (axial) 4.2mm 50 x 50/ABM SNR(x,y,z) (13x15x1): Measurement grid: dx=10mm, dy=10mm

ABM1/ABM2 = 54.06 dB

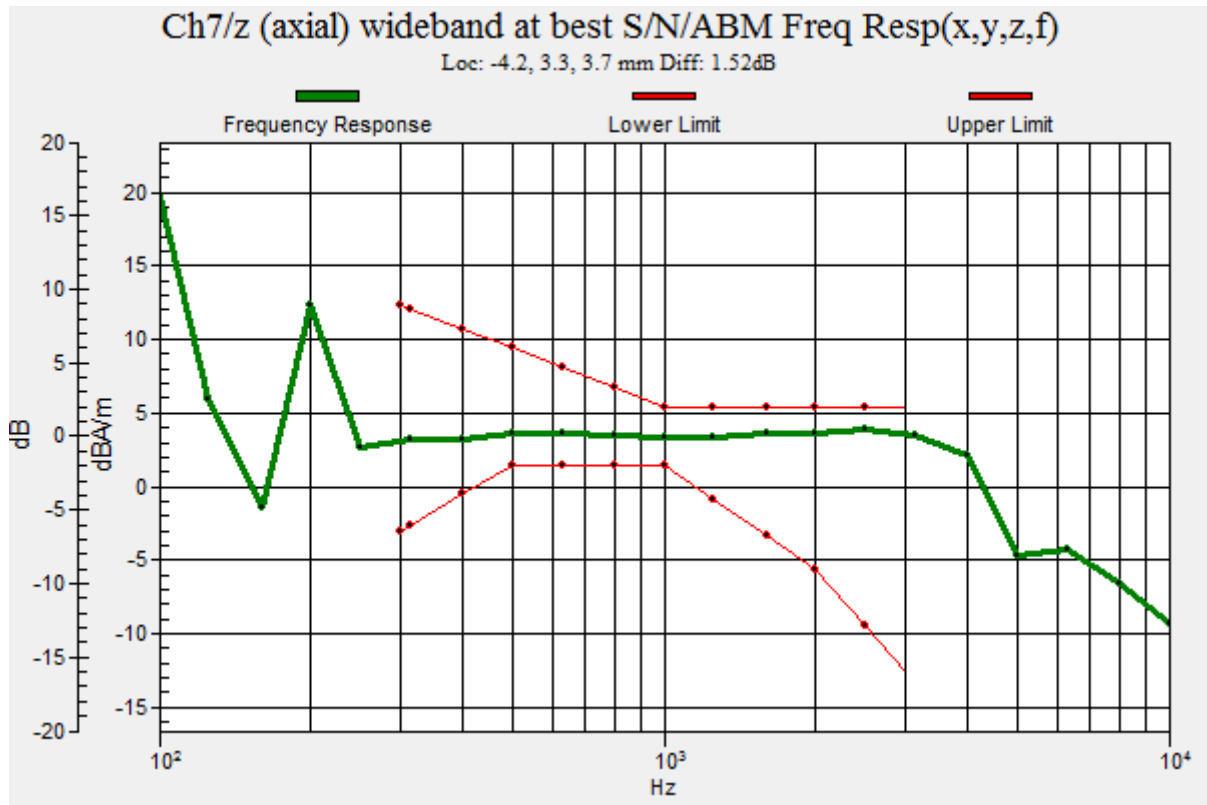
ABM1 comp = 3.42 dBA/m

BWC Factor = 0.15 dB

Location: -4.2, 3.3, 3.7 mm



0 dB = 504.7 = 54.06 dB



Test Laboratory: Shenzhen Morlab Communications Technology Co., Ltd.

Date: 2023.04.26

HAC_T-Coil_VoWiFi 2.4GHz_802.11n-HT20 MCS0_AMR 12.2Kbps_Ch7_Y

Communication System: UID 10117 - CAA, IEEE 802.11n (HT Mixed, 13.5 Mbps, BPSK);
Frequency: 2442 MHz; Duty Cycle: 1:6.4121

Medium: Air Medium parameters used: $\sigma = 0$ S/m, $\epsilon_r = 1$; $\rho = 0$ kg/m³

Ambient Temperature : 23.2 °C

DASY5 Configuration:

- Probe: AM1DV3 - 3128; ; Calibrated: 2022.07.19
- Sensor-Surface: 0mm (Fix Surface)
- Electronics: DAE4 Sn480; Calibrated: 2022.06.22
- Phantom: HAC Test Arch with AMCC; Type: SD HAC P01 BA;
- Measurement SW: DASY52, Version 52.8 (8); SEMCAD X Version 14.6.10 (7331)

Ch7/y (transversal) 4.2mm 50 x 50/ABM SNR(x,y,z) (13x15x1): Measurement grid:

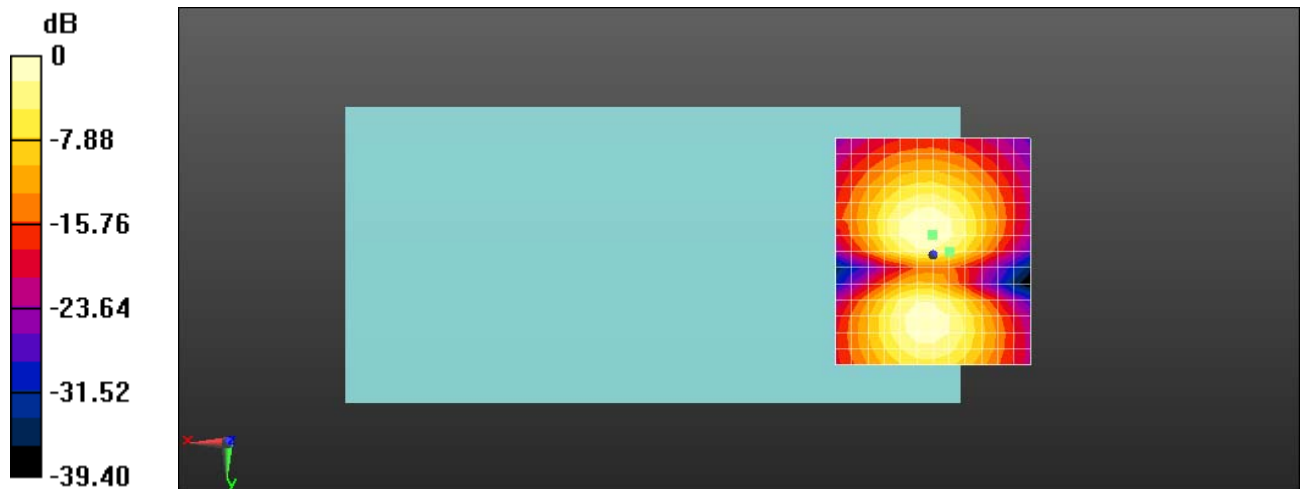
dx=10mm, dy=10mm

ABM1/ABM2 = 37.29 dB

ABM1 comp = -5.44 dBA/m

BWC Factor = 0.15 dB

Location: -4.2, -0.8, 3.7 mm



0 dB = 73.21 = 37.29 dB