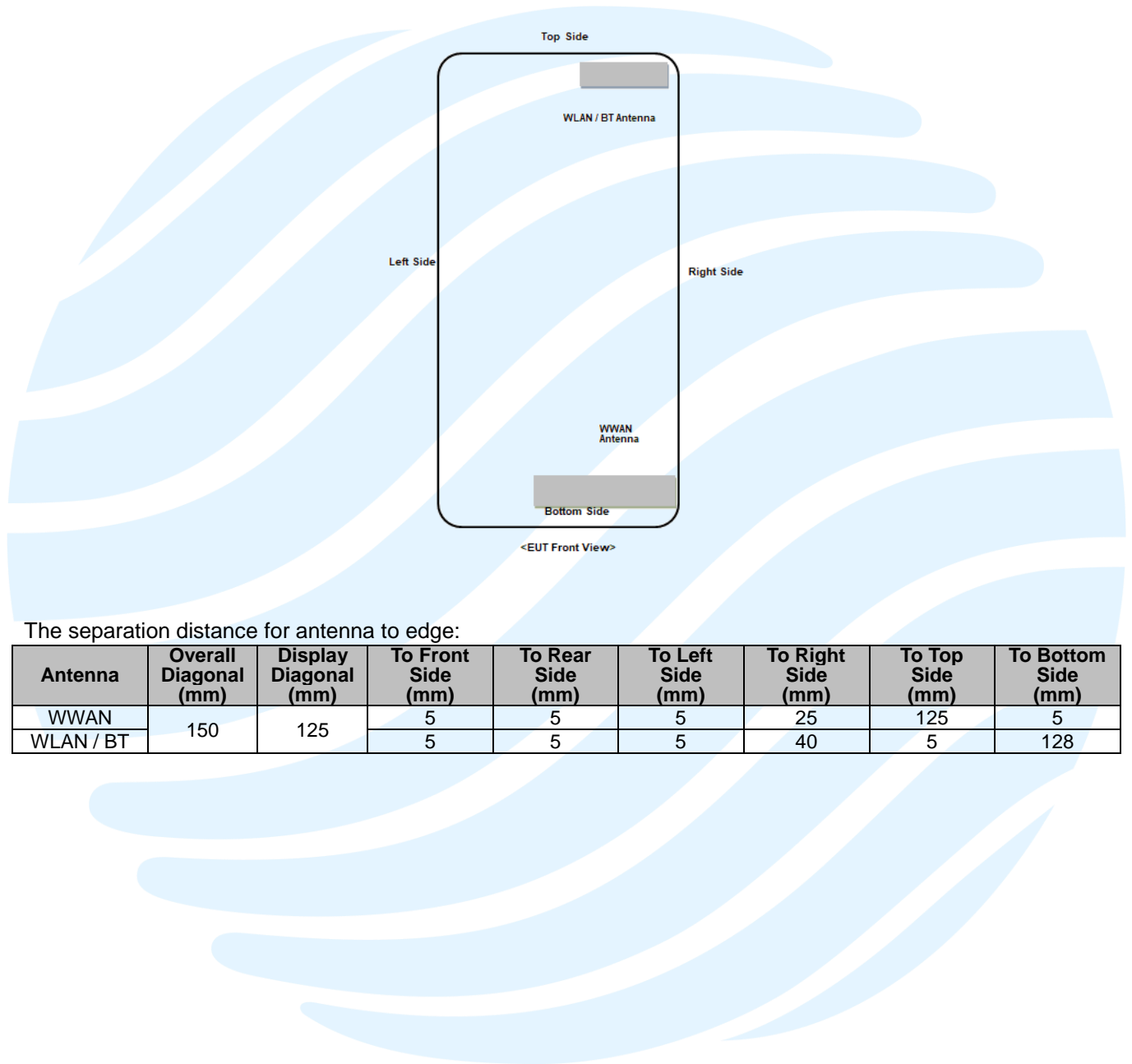


<Photographs of EUT>

Refer to the EUT external photographs.

<Antenna Location>




The separation distance for antenna to edge:


Antenna	Overall Diagonal (mm)	Display Diagonal (mm)	To Front Side (mm)	To Rear Side (mm)	To Left Side (mm)	To Right Side (mm)	To Top Side (mm)	To Bottom Side (mm)
WWAN	150	125	5	5	5	25	125	5
WLAN / BT			5	5	5	40	5	128

Shenzhen UnionTrust Quality and Technology Co., Ltd.


<Photographs of SAR Setup>



Right Cheek



Right Tilted



Left Cheek



Left Tilted



Front Face of EUT with 1.5 cm Gap



Rear Face of EUT with 1.5 cm Gap

Shenzhen UnionTrust Quality and Technology Co., Ltd.

Address: 16/F, Block A, Building 6, Baoneng Science and Technology Park, Qingxiang Road No.1, Longhua New District, Shenzhen, China
Tel: +86-755-28230888 Fax: +86-755-28230886 E-mail: info@uttlab.com [Http://www.uttlab.com](http://www.uttlab.com)
UTTR-SAR-IEEE Std 1528-2013-V1.0_Appendix D



Front Face of EUT with 1.0 cm Gap



Rear Face of EUT with 1.0 cm Gap



Left Side of EUT with 1.0 cm Gap



Right Side of EUT with 1.0 cm Gap



Top Side of EUT with 1.0 cm Gap



Bottom Side of EUT with 1.0 cm Gap

Shenzhen UnionTrust Quality and Technology Co., Ltd.

Address: 16/F, Block A, Building 6, Baoneng Science and Technology Park, Qingxiang Road No.1, Longhua New District, Shenzhen, China
Tel: +86-755-28230888 Fax: +86-755-28230886 E-mail: info@uttlab.com [Http://www.uttlab.com](http://www.uttlab.com)
UTTR-SAR-IEEE Std 1528-2013-V1.0_Appendix D