

System Check_H835_10dBm

DUT: Dipole 835 MHz

Communication System: CW; Frequency: 835 MHz; Duty Cycle: 1:1

Medium: H835 Medium parameters used: $f = 835$ MHz; $\sigma = 0.919$ mho/m; $\epsilon_r = 43.2$; $\rho = 1000$ kg/m³

DASY4 Configuration:

- Probe: ES3DV3 - SN3090; ConvF(6.12, 6.12, 6.12); Calibrated: 2019/4/12
- Sensor-Surface: 3mm (Mechanical Surface Detection)
- Electronics: DAE4 Sn662; Calibrated: 2020/5/6
- Phantom: SAM 1; Type: QD 000 P40 CB; Serial: TP/1378
- ; Postprocessing SW: SEMCAD, V1.8 Build 186

system check/Area Scan (51x101x1): Measurement grid: dx=15mm, dy=15mm

Maximum value of SAR (interpolated) = 0.122 mW/g

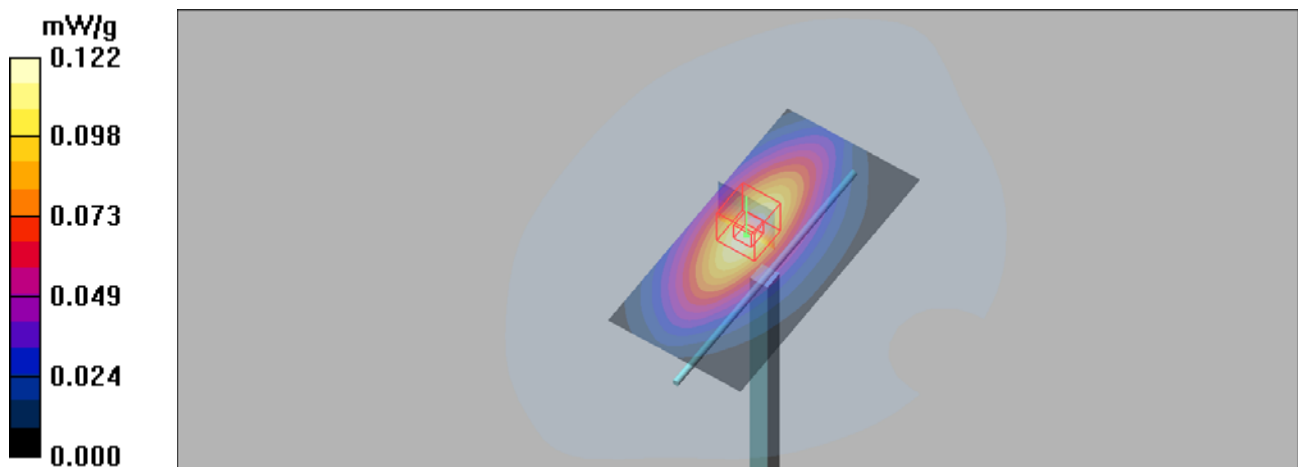
system check/Zoom Scan (5x5x7)/Cube 0: Measurement grid: dx=8mm, dy=8mm, dz=5mm

Reference Value = 10.1 V/m; Power Drift = -0.011 dB

Peak SAR (extrapolated) = 0.152 W/kg

SAR(1 g) = 0.097 mW/g; SAR(10 g) = 0.071 mW/g

Maximum value of SAR (measured) = 0.124 mW/g



System Check_H1750_10dBm

DUT: Dipole 1750 MHz

Communication System: CW; Frequency: 1750 MHz; Duty Cycle: 1:1

Medium: H1750 Medium parameters used: $f = 1750$ MHz; $\sigma = 1.41$ mho/m; $\epsilon_r = 41$; $\rho = 1000$ kg/m³

DASY4 Configuration:

- Probe: ES3DV3 - SN3090; ConvF(5.38, 5.38, 5.38); Calibrated: 2020/5/9
- Sensor-Surface: 3mm (Mechanical Surface Detection)
- Electronics: DAE4 Sn662; Calibrated: 2020/5/6
- Phantom: SAM 2; Type: QD 000 P40 CB; Serial: TP-1376
- ; Postprocessing SW: SEMCAD, V1.8 Build 186

system check/Area Scan (51x71x1): Measurement grid: dx=15mm, dy=15mm

Maximum value of SAR (interpolated) = 0.487 mW/g

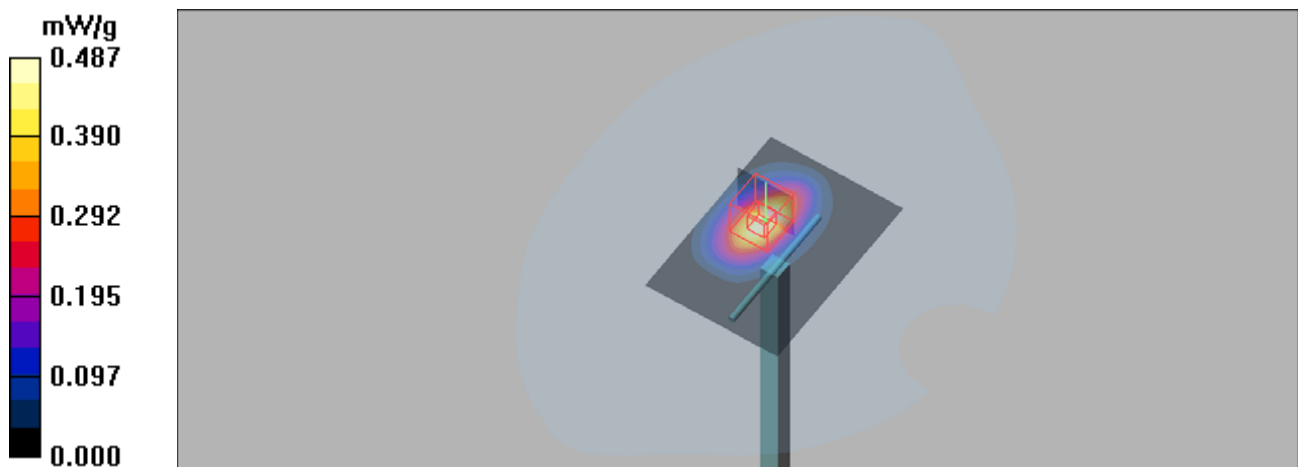
system check/Zoom Scan (5x5x7)/Cube 0: Measurement grid: dx=8mm, dy=8mm, dz=5mm

Reference Value = 11.3 V/m; Power Drift = 0.02 dB

Peak SAR (extrapolated) = 0.769 W/kg

SAR(1 g) = 0.389 mW/g; SAR(10 g) = 0.196 mW/g

Maximum value of SAR (measured) = 0.504 mW/g



System Check_H1900_10dBm

DUT: Dipole 1900 MHz

Communication System: CW; Frequency: 1900 MHz; Duty Cycle: 1:1

Medium: H1900 Medium parameters used: $f = 1900$ MHz; $\sigma = 1.46$ mho/m; $\epsilon_r = 41.5$; $\rho = 1000$ kg/m³

DASY4 Configuration:

- Probe: ES3DV3 - SN3090; ConvF(5.1, 5.1, 5.1); Calibrated: 2020/5/9
- Sensor-Surface: 3mm (Mechanical Surface Detection)
- Electronics: DAE4 Sn662; Calibrated: 2020/5/6
- Phantom: SAM 2; Type: QD 000 P40 CB; Serial: TP-1376
- ; Postprocessing SW: SEMCAD, V1.8 Build 186

system check/Area Scan (51x71x1): Measurement grid: dx=15mm, dy=15mm

Maximum value of SAR (interpolated) = 0.560 mW/g

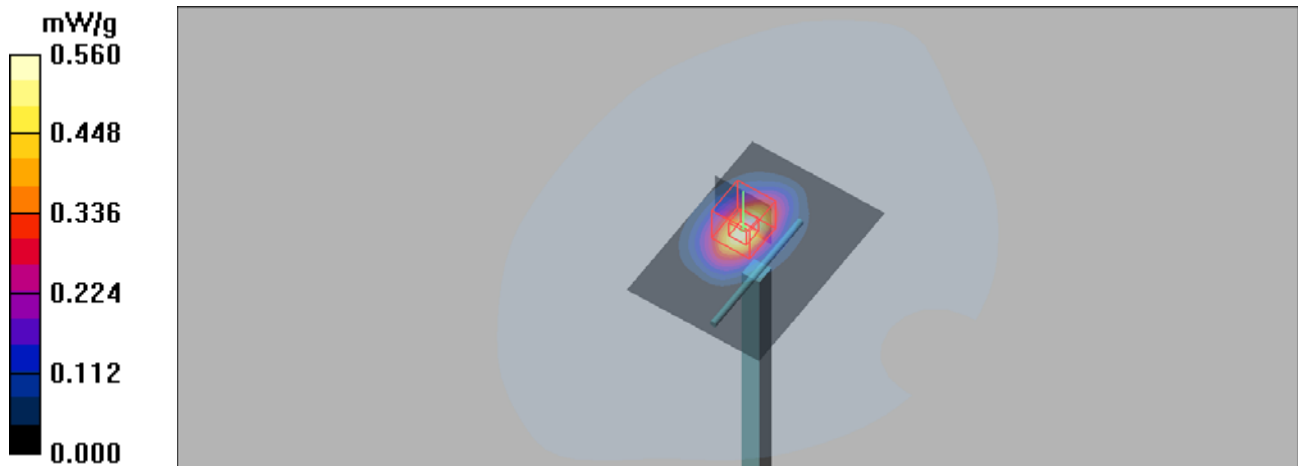
system check/Zoom Scan (5x5x7)/Cube 0: Measurement grid: dx=8mm, dy=8mm, dz=5mm

Reference Value = 12.7 V/m; Power Drift = 0.05 dB

Peak SAR (extrapolated) = 0.894 W/kg

SAR(1 g) = 0.422 mW/g; SAR(10 g) = 0.214 mW/g

Maximum value of SAR (measured) = 0.572 mW/g



System Check_H2450_10dBm

DUT: Dipole 2450 MHz

Communication System: CW; Frequency: 2450 MHz; Duty Cycle: 1:1

Medium: H2450 Medium parameters used: $f = 2450$ MHz; $\sigma = 1.78$ mho/m; $\epsilon_r = 40.2$; $\rho = 1000$ kg/m³

DASY4 Configuration:

- Probe: ES3DV3 - SN3090; ConvF(4.61, 4.61, 4.61); Calibrated: 2020/5/9
- Sensor-Surface: 3mm (Mechanical Surface Detection)
- Electronics: DAE4 Sn662; Calibrated: 2020/5/6
- Phantom: SAM 2; Type: QD 000 P40 CB; Serial: TP-1376
- ; Postprocessing SW: SEMCAD, V1.8 Build 186

system check/Area Scan (51x71x1): Measurement grid: dx=15mm, dy=15mm

Maximum value of SAR (interpolated) = 0.963 mW/g

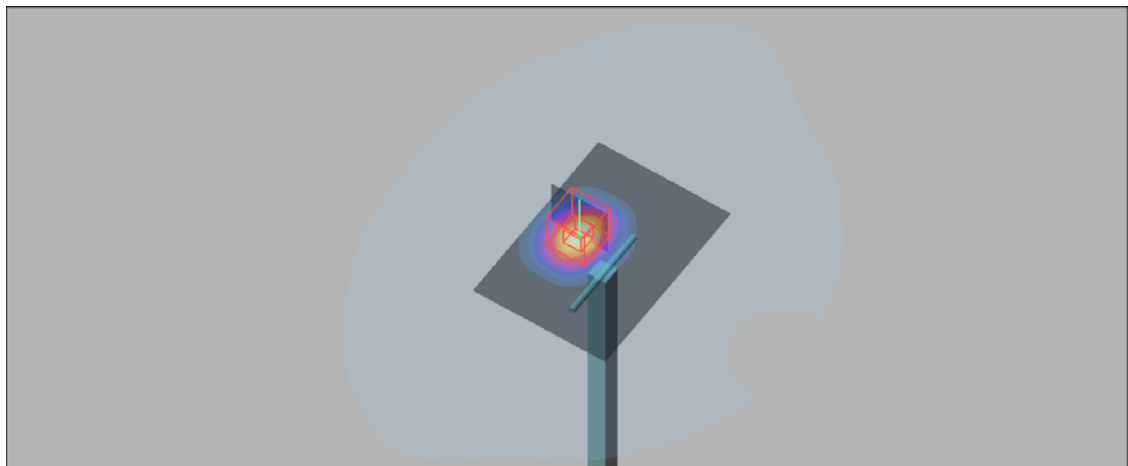
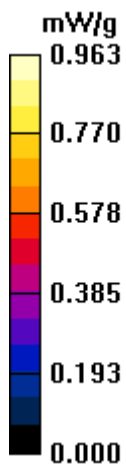
system check/Zoom Scan (5x5x7)/Cube 0: Measurement grid: dx=8mm, dy=8mm, dz=5mm

Reference Value = 13.6 V/m; Power Drift = 0.09 dB

Peak SAR (extrapolated) = 1.46 W/kg

SAR(1 g) = 0.533 mW/g; SAR(10 g) = 0.330 mW/g

Maximum value of SAR (measured) = 0.927 mW/g



System Check_H2600_10dBm

DUT: Dipole 2600 MHz

Communication System: CW; Frequency: 2600 MHz; Duty Cycle: 1:1

Medium: H2600 Medium parameters used: $f = 2600$ MHz; $\sigma = 2.03$ mho/m; $\epsilon_r = 37.6$; $\rho = 1000$ kg/m³

DASY4 Configuration:

- Probe: ES3DV3 - SN3142; ConvF(4.45, 4.45, 4.45); Calibrated: 2020/5/09
- Sensor-Surface: 3mm (Mechanical Surface Detection)
- Electronics: DAE4 Sn1324; Calibrated: 2020/5/06
- Phantom: SAM 1; Type: QD 000 P40 CB; Serial: TP/1378
- ; Postprocessing SW: SEMCAD, V1.8 Build 186

system check/Area Scan (51x71x1): Measurement grid: dx=15mm, dy=15mm

Maximum value of SAR (interpolated) = 0.915 mW/g

system check/Zoom Scan (5x5x7)/Cube 0: Measurement grid: dx=8mm, dy=8mm, dz=5mm

Reference Value = 7.52 V/m; Power Drift = 0.04 dB

Peak SAR (extrapolated) = 1.47 W/kg

SAR(1 g) = 0.586 mW/g; SAR(10 g) = 0.300 mW/g

Maximum value of SAR (measured) = 0.868 mW/g

