

System Check_H835

DUT: Dipole 835 MHz

Communication System: CW; Frequency: 835 MHz; Duty Cycle: 1:1

Medium: H835 Medium parameters used: $f = 835 \text{ MHz}$; $\sigma = 0.931 \text{ mho/m}$; $\epsilon_r = 43$; $\rho = 1000 \text{ kg/m}^3$

DASY4 Configuration:

- Probe: ES3DV3 - SN3090; ConvF(6.12, 6.12, 6.12); Calibrated: 2019/4/12
- Sensor-Surface: 3mm (Mechanical Surface Detection)
- Electronics: DAE4 Sn662; Calibrated: 2019/4/11
- Phantom: SAM 2; Type: QD 000 P40 CB; Serial: TP-1376
- ; Postprocessing SW: SEMCAD, V1.8 Build 186

system check/Area Scan (51x101x1): Measurement grid: $dx=15\text{mm}$, $dy=15\text{mm}$

Maximum value of SAR (interpolated) = 1.16 mW/g

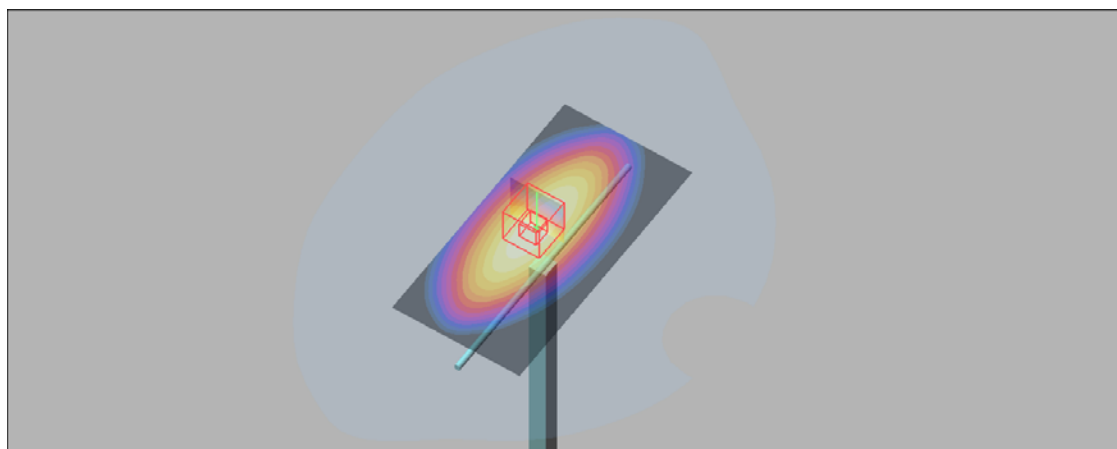
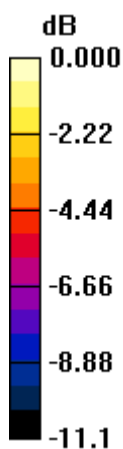
system check/Zoom Scan (5x5x7)/Cube 0: Measurement grid: $dx=8\text{mm}$, $dy=8\text{mm}$, $dz=5\text{mm}$

Reference Value = 33.7 V/m; Power Drift = 0.074 dB

Peak SAR (extrapolated) = 1.52 W/kg

SAR(1 g) = 0.981 mW/g; SAR(10 g) = 0.630 mW/g

Maximum value of SAR (measured) = 1.16 mW/g



0 dB = 1.16mW/g

System Check_H1800

DUT: Dipole 1800 MHz

Communication System: CW; Frequency: 1800 MHz; Duty Cycle: 1:1

Medium: H1800 Medium parameters used: $f = 1800$ MHz; $\sigma = 1.44$ mho/m; $\epsilon_r = 40.6$; $\rho = 1000$ kg/m³

DASY4 Configuration:

- Probe: ES3DV3 - SN3090; ConvF(5.36, 5.36, 5.36); Calibrated: 2019/4/12
- Sensor-Surface: 3mm (Mechanical Surface Detection)
- Electronics: DAE4 Sn662; Calibrated: 2019/4/11
- Phantom: SAM 1; Type: QD 000 P40 CB; Serial: TP/1378
- ; Postprocessing SW: SEMCAD, V1.8 Build 186

system check/Area Scan (51x71x1): Measurement grid: dx=15mm, dy=15mm

Maximum value of SAR (interpolated) = 5.05 mW/g


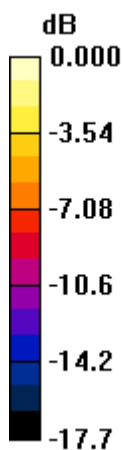
system check/Zoom Scan (5x5x7)/Cube 0: Measurement grid: dx=8mm, dy=8mm, dz=5mm

Reference Value = 49.1 V/m; Power Drift = 0.023 dB

Peak SAR (extrapolated) = 6.96 W/kg

SAR(1 g) = 3.84 mW/g; SAR(10 g) = 2.03 mW/g

Maximum value of SAR (measured) = 4.76 mW/g



0 dB = 4.76mW/g

System Check_H1900

DUT: Dipole 1900 MHz

Communication System: CW; Frequency: 1900 MHz; Duty Cycle: 1:1

Medium: H1900 Medium parameters used: $f = 1900$ MHz; $\sigma = 1.43$ mho/m; $\epsilon_r = 40$; $\rho = 1000$ kg/m³

DASY4 Configuration:

- Probe: ES3DV3 - SN3090; ConvF(5.06, 5.06, 5.06); Calibrated: 2019/4/12
- Sensor-Surface: 3mm (Mechanical Surface Detection)
- Electronics: DAE4 Sn662; Calibrated: 2019/4/11
- Phantom: SAM 1; Type: QD 000 P40 CB; Serial: TP/1378
- ; Postprocessing SW: SEMCAD, V1.8 Build 186

system check/Area Scan (51x71x1): Measurement grid: dx=15mm, dy=15mm

Maximum value of SAR (interpolated) = 5.32 mW/g

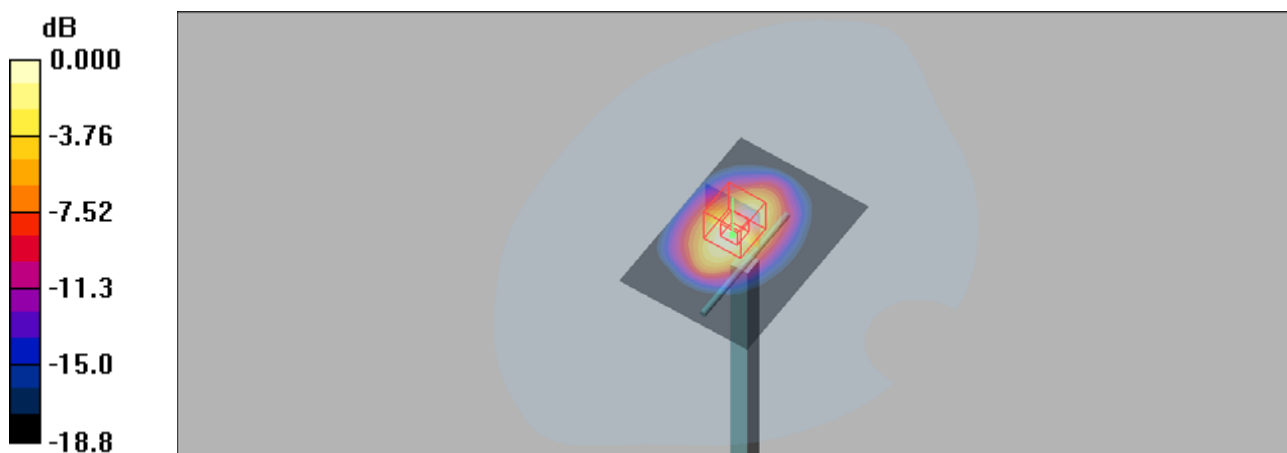
system check/Zoom Scan (5x5x7)/Cube 0: Measurement grid: dx=8mm, dy=8mm, dz=5mm

Reference Value = 46.9 V/m; Power Drift = 0.163 dB

Peak SAR (extrapolated) = 7.35 W/kg

SAR(1 g) = 3.96 mW/g; SAR(10 g) = 2.04 mW/g

Maximum value of SAR (measured) = 4.94 mW/g



0 dB = 4.94mW/g

System Check_H2450

DUT: Dipole 2450 MHz

Communication System: CW; Frequency: 2450 MHz; Duty Cycle: 1:1

Medium: H2450 Medium parameters used: $f = 2450$ MHz; $\sigma = 1.78$ mho/m; $\epsilon_r = 40.2$; $\rho = 1000$ kg/m³

DASY4 Configuration:

- Probe: ES3DV3 - SN3090; ConvF(4.57, 4.57, 4.57); Calibrated: 2019/4/12
- Sensor-Surface: 3mm (Mechanical Surface Detection)
- Electronics: DAE4 Sn662; Calibrated: 2019/4/11
- Phantom: SAM 1; Type: QD 000 P40 CB; Serial: TP/1378
- ; Postprocessing SW: SEMCAD, V1.8 Build 186

system check/Area Scan (51x71x1): Measurement grid: dx=12mm, dy=12mm

Maximum value of SAR (interpolated) = 7.53 mW/g

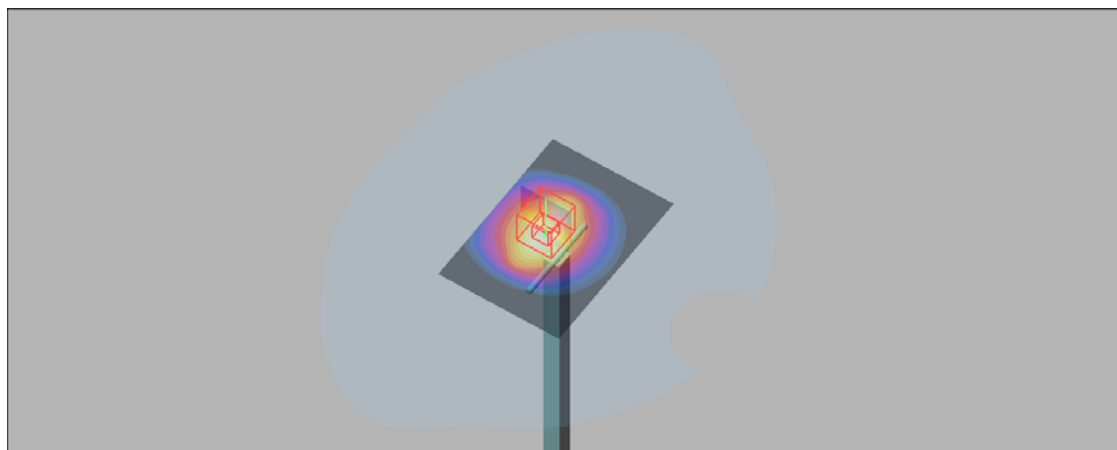
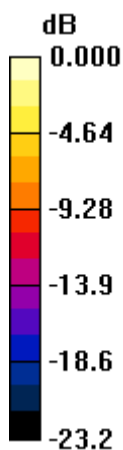
system check/Zoom Scan (5x5x7)/Cube 0: Measurement grid: dx=8mm, dy=8mm, dz=5mm

Reference Value = 50.3 V/m; Power Drift = 0.102 dB

Peak SAR (extrapolated) = 11.0 W/kg

SAR(1 g) = 5.09 mW/g; SAR(10 g) = 2.31 mW/g

Maximum value of SAR (measured) = 6.75 mW/g



0 dB = 6.75mW/g

System Check_B835

DUT: Dipole 835 MHz

Communication System: CW; Frequency: 835 MHz; Duty Cycle: 1:1

Medium: B835 Medium parameters used: $f = 835$ MHz; $\sigma = 0.992$ mho/m; $\epsilon_r = 55.6$; $\rho = 1000$ kg/m³

DASY4 Configuration:

- Probe: ES3DV3 - SN3090; ConvF(6.18, 6.18, 6.18); Calibrated: 2019/4/12
- Sensor-Surface: 3mm (Mechanical Surface Detection)
- Electronics: DAE4 Sn662; Calibrated: 2019/4/11
- Phantom: Triple Flat Phantom 5.1C; Type: QD 000 P51 CA; Serial: 1125
- ; Postprocessing SW: SEMCAD, V1.8 Build 186

system check/Area Scan (51x81x1): Measurement grid: dx=15mm, dy=15mm

Maximum value of SAR (interpolated) = 1.12 mW/g


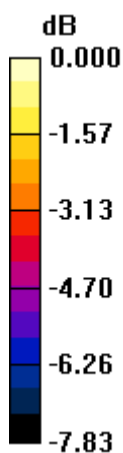
system check/Zoom Scan (5x5x7)/Cube 0: Measurement grid: dx=8mm, dy=8mm, dz=5mm

Reference Value = 28.9 V/m; Power Drift = 0.059 dB

Peak SAR (extrapolated) = 1.35 W/kg

SAR(1 g) = 0.996 mW/g; SAR(10 g) = 0.710 mW/g

Maximum value of SAR (measured) = 1.13 mW/g



0 dB = 1.13mW/g

System Check_B1750

DUT: Dipole 1750 MHz

Communication System: CW; Frequency: 1750 MHz; Duty Cycle: 1:1

Medium: MSL1750 Medium parameters used: $f = 1750$ MHz; $\sigma = 1.47$ mho/m; $\epsilon_r = 53.8$; $\rho = 1000$ kg/m³

DASY4 Configuration:

- Probe: ES3DV3 - SN3090; ConvF(4.95, 4.95, 4.95); Calibrated: 2019/4/12
- Sensor-Surface: 3mm (Mechanical Surface Detection)
- Electronics: DAE4 Sn662; Calibrated: 2019/4/11
- Phantom: Triple Flat Phantom 5.1C; Type: QD 000 P51 CA; Serial: 1125
- ; Postprocessing SW: SEMCAD, V1.8 Build 186

system check/Area Scan (51x71x1): Measurement grid: dx=15mm, dy=15mm

Maximum value of SAR (interpolated) = 0.534 mW/g

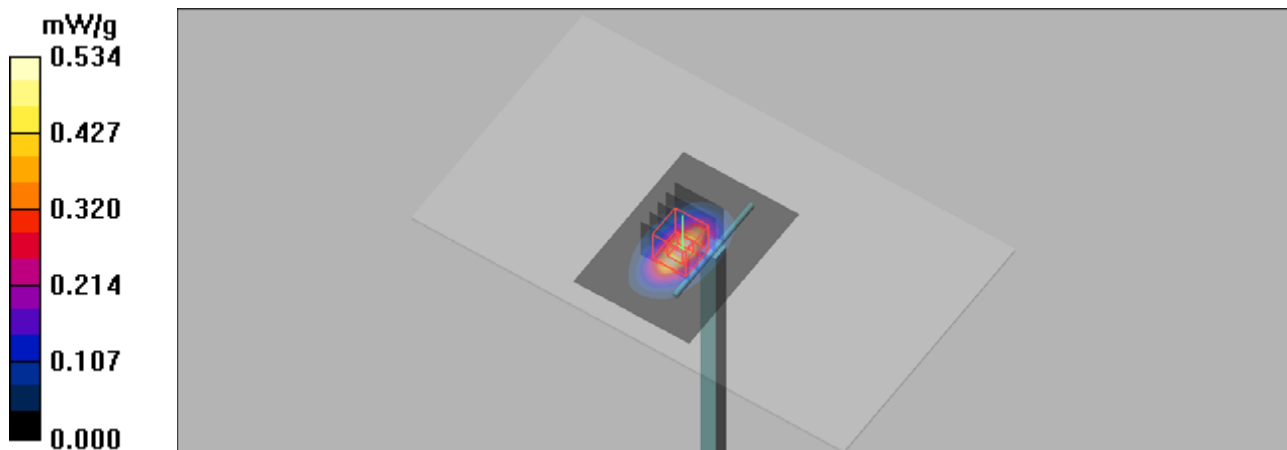
system check/Zoom Scan (5x5x7)/Cube 0: Measurement grid: dx=8mm, dy=8mm, dz=5mm

Reference Value = 18.3 V/m; Power Drift = 0.020 dB

Peak SAR (extrapolated) = 0.671 W/kg

SAR(1 g) = 0.382 mW/g; SAR(10 g) = 0.204 mW/g

Maximum value of SAR (measured) = 0.481 mW/g



System Check_B1900

DUT: Dipole 1900 MHz

Communication System: CW; Frequency: 1900 MHz; Duty Cycle: 1:1

Medium: B1900 Medium parameters used: $f = 1900$ MHz; $\sigma = 1.56$ mho/m; $\epsilon_r = 54.8$; $\rho = 1000$ kg/m³

DASY4 Configuration:

- Probe: ES3DV3 - SN3090; ConvF(4.79, 4.79, 4.79); Calibrated: 2019/4/12
- Sensor-Surface: 3mm (Mechanical Surface Detection)
- Electronics: DAE4 Sn662; Calibrated: 2019/4/11
- Phantom: Triple Flat Phantom 5.1C; Type: QD 000 P51 CA; Serial: 1125
- ; Postprocessing SW: SEMCAD, V1.8 Build 186

system check/Area Scan (51x71x1): Measurement grid: dx=15mm, dy=15mm

Maximum value of SAR (interpolated) = 5.45 mW/g


system check/Zoom Scan (5x5x7)/Cube 0: Measurement grid: dx=8mm, dy=8mm, dz=5mm

Reference Value = 34.7 V/m; Power Drift = 0.183 dB

Peak SAR (extrapolated) = 7.28 W/kg

SAR(1 g) = 4.11 mW/g; SAR(10 g) = 2.16 mW/g

Maximum value of SAR (measured) = 5.19 mW/g



0 dB = 5.19mW/g

System Check_B2450

DUT: Dipole 2450 MHz

Communication System: CW; Frequency: 2450 MHz; Duty Cycle: 1:1

Medium: B2450 Medium parameters used: $f = 2450$ MHz; $\sigma = 2.01$ mho/m; $\epsilon_r = 52.8$; $\rho = 1000$ kg/m³

DASY4 Configuration:

- Probe: ES3DV3 - SN3090; ConvF(4.47, 4.47, 4.47); Calibrated: 2019/4/12
- Sensor-Surface: 3mm (Mechanical Surface Detection)
- Electronics: DAE4 Sn662; Calibrated: 2019/4/11
- Phantom: Triple Flat Phantom 5.1C; Type: QD 000 P51 CA; Serial: 1125
- ; Postprocessing SW: SEMCAD, V1.8 Build 186

system check/Area Scan (51x71x1): Measurement grid: dx=12mm, dy=12mm

Maximum value of SAR (interpolated) = 6.10 mW/g


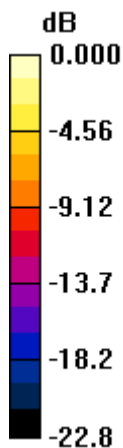
system check/Zoom Scan (5x5x7)/Cube 0: Measurement grid: dx=5mm, dy=5mm, dz=2mm

Reference Value = 33.7 V/m; Power Drift = 0.14 dB

Peak SAR (extrapolated) = 9.04 W/kg

SAR(1 g) = 4.91 mW/g; SAR(10 g) = 2.04 mW/g

Maximum value of SAR (measured) = 5.69 mW/g



0 dB = 5.69mW/g