

P01 GSM850_GPRS11_Right Cheek_128**DUT: EUT**

Communication System: UID 0, GPRS 3TX (0); Frequency: 824.2 MHz; Duty Cycle: 1:2.67
Medium: HSL850 Medium parameters used (interpolated): $f = 824.2$ MHz; $\sigma = 0.897$ S/m; $\epsilon_r = 42.156$;
 $\rho = 1000$ kg/m³

DASY5 Configuration:

- Probe: ES3DV3 - SN3240; ConvF(6.13, 6.13, 6.13); Calibrated: 3/28/2018;
- Sensor-Surface: 3mm (Mechanical Surface Detection)
- Electronics: DAE4 Sn420; Calibrated: 3/22/2018
- Phantom: SAM 1; Type: QD000P40CC; Serial: TP:1469
- Measurement SW: DASY52, Version 52.8 (8); SEMCAD X Version 14.6.10 (7373)

Configuration/Test/Area Scan (61x81x1): Interpolated grid: dx=1.500 mm, dy=1.500 mm
Maximum value of SAR (interpolated) = 0.798 W/kg


Configuration/Test/Zoom Scan (5x5x7)/Cube 0: Measurement grid: dx=8mm, dy=8mm, dz=5mm

Reference Value = 9.544 V/m; Power Drift = 0.18 dB

Peak SAR (extrapolated) = 0.901 W/kg

SAR(1 g) = 0.7 W/kg; SAR(10 g) = 0.544 W/kg

Maximum value of SAR (measured) = 0.788 W/kg



P02 GSM1900_GPRS11_Left Cheek_512

DUT: EUT

Communication System: UID 0, GPRS 3TX (0); Frequency: 1850.2 MHz; Duty Cycle: 1:2.67
 Medium: HSL1900 Medium parameters used (interpolated): $f = 1850.2 \text{ MHz}$; $\sigma = 1.305 \text{ S/m}$; $\epsilon_r = 40.364$; $\rho = 1000 \text{ kg/m}^3$

DASY5 Configuration:

- Probe: ES3DV3 - SN3240; ConvF(5.13, 5.13, 5.13); Calibrated: 3/28/2018;
- Sensor-Surface: 3mm (Mechanical Surface Detection)
- Electronics: DAE4 Sn420; Calibrated: 3/22/2018
- Phantom: SAM 1; Type: QD000P40CC; Serial: TP:1469
- Measurement SW: DASY52, Version 52.8 (8); SEMCAD X Version 14.6.10 (7373)

Configuration/Test/Area Scan (61x81x1): Interpolated grid: $dx=1.500 \text{ mm}$, $dy=1.500 \text{ mm}$
 Maximum value of SAR (interpolated) = 0.342 W/kg


Configuration/Test/Zoom Scan (5x5x7)/Cube 0: Measurement grid: $dx=8\text{mm}$, $dy=8\text{mm}$, $dz=5\text{mm}$

Reference Value = 4.789 V/m ; Power Drift = -0.14 dB

Peak SAR (extrapolated) = 0.427 W/kg

SAR(1 g) = 0.279 W/kg ; SAR(10 g) = 0.173 W/kg

Maximum value of SAR (measured) = 0.333 W/kg



P03 WCDMA II_RMC12.2K_Left Cheek_9538

DUT: EUT

Communication System: UID 0, WCDMA (0); Frequency: 1907.6 MHz; Duty Cycle: 1:1
Medium: HSL1900 Medium parameters used: $f = 1908$ MHz; $\sigma = 1.386$ S/m; $\epsilon_r = 40.465$; $\rho = 1000$ kg/m³

DASY5 Configuration:

- Probe: ES3DV3 - SN3240; ConvF(5.13, 5.13, 5.13); Calibrated: 3/28/2018;
- Sensor-Surface: 3mm (Mechanical Surface Detection)
- Electronics: DAE4 Sn420; Calibrated: 3/22/2018
- Phantom: SAM 1; Type: QD000P40CC; Serial: TP:1469
- Measurement SW: DASY52, Version 52.8 (8); SEMCAD X Version 14.6.10 (7373)

Configuration/Test/Area Scan (61x81x1): Interpolated grid: dx=1.500 mm, dy=1.500 mm
Maximum value of SAR (interpolated) = 0.335 W/kg


Configuration/Test/Zoom Scan (5x5x7)/Cube 0: Measurement grid: dx=8mm, dy=8mm, dz=5mm

Reference Value = 5.026 V/m; Power Drift = -0.04 dB

Peak SAR (extrapolated) = 0.438 W/kg

SAR(1 g) = 0.279 W/kg; SAR(10 g) = 0.170 W/kg

Maximum value of SAR (measured) = 0.335 W/kg



P04 WCDMA IV_RMC12.2K_Left Cheek_1513

DUT: EUT

Communication System: UID 0, WCDMA (0); Frequency: 1752.6 MHz; Duty Cycle: 1:1
Medium: HSL1800 Medium parameters used (interpolated): $f = 1752.6$ MHz; $\sigma = 1.346$ S/m; $\epsilon_r = 41.229$; $\rho = 1000$ kg/m³

DASY5 Configuration:

- Probe: ES3DV3 - SN3240; ConvF(5.33, 5.33, 5.33); Calibrated: 3/28/2018;
- Sensor-Surface: 3mm (Mechanical Surface Detection)
- Electronics: DAE4 Sn420; Calibrated: 3/22/2018
- Phantom: SAM 1; Type: QD000P40CC; Serial: TP:1469
- Measurement SW: DASY52, Version 52.8 (8); SEMCAD X Version 14.6.10 (7373)

Configuration/Test/Area Scan (61x81x1): Interpolated grid: dx=1.500 mm, dy=1.500 mm
Maximum value of SAR (interpolated) = 0.459 W/kg


Configuration/Test/Zoom Scan (5x5x7)/Cube 0: Measurement grid: dx=8mm, dy=8mm, dz=5mm

Reference Value = 5.823 V/m; Power Drift = 0.17 dB

Peak SAR (extrapolated) = 0.591 W/kg

SAR(1 g) = 0.395 W/kg; SAR(10 g) = 0.252 W/kg

Maximum value of SAR (measured) = 0.466 W/kg



P05 WCDMA V_RMC12.2K_Left Cheek_4132**DUT: EUT**

Communication System: UID 0, WCDMA (0); Frequency: 826.4 MHz; Duty Cycle: 1:1

Medium: HSL850 Medium parameters used (interpolated): $f = 826.4$ MHz; $\sigma = 0.898$ S/m; $\epsilon_r = 42.038$;

$\rho = 1000$ kg/m³

DASY5 Configuration:

- Probe: ES3DV3 - SN3240; ConvF(6.13, 6.13, 6.13); Calibrated: 3/28/2018;
- Sensor-Surface: 3mm (Mechanical Surface Detection)
- Electronics: DAE4 Sn420; Calibrated: 3/22/2018
- Phantom: SAM 1; Type: QD000P40CC; Serial: TP:1469
- Measurement SW: DASY52, Version 52.8 (8); SEMCAD X Version 14.6.10 (7373)

Configuration/Test/Area Scan (61x81x1): Interpolated grid: dx=1.500 mm, dy=1.500 mm
Maximum value of SAR (interpolated) = 0.356 W/kg


Configuration/Test/Zoom Scan (5x5x7)/Cube 0: Measurement grid: dx=8mm, dy=8mm, dz=5mm

Reference Value = 6.709 V/m; Power Drift = 0.10 dB

Peak SAR (extrapolated) = 0.411 W/kg

SAR(1 g) = 0.317 W/kg; SAR(10 g) = 0.237 W/kg

Maximum value of SAR (measured) = 0.347 W/kg



P06 802.11b_Right Cheek_6

DUT: EUT

Communication System: UID 0, 802.11b (0); Frequency: 2437 MHz; Duty Cycle: 1:1

Medium: HSL2450 Medium parameters used: $f = 2437$ MHz; $\sigma = 1.762$ S/m; $\epsilon_r = 40.236$; $\rho = 1000$ kg/m³

DASY5 Configuration:

- Probe: ES3DV3 - SN3240; ConvF(4.74, 4.74, 4.74); Calibrated: 3/28/2018;
- Sensor-Surface: 3mm (Mechanical Surface Detection)
- Electronics: DAE4 Sn420; Calibrated: 3/22/2018
- Phantom: SAM 1; Type: QD000P40CC; Serial: TP:1469
- Measurement SW: DASY52, Version 52.8 (8); SEMCAD X Version 14.6.10 (7373)

Configuration/Test/Area Scan (61x81x1): Interpolated grid: dx=1.500 mm, dy=1.500 mm
Maximum value of SAR (interpolated) = 0.0949 W/kg


Configuration/Test/Zoom Scan (5x5x7)/Cube 0: Measurement grid: dx=8mm, dy=8mm, dz=5mm

Reference Value = 2.973 V/m; Power Drift = 0.08 dB

Peak SAR (extrapolated) = 0.148 W/kg

SAR(1 g) = 0.067 W/kg; SAR(10 g) = 0.032 W/kg

Maximum value of SAR (measured) = 0.0918 W/kg



P07 GSM850_GPRS11_Rear Face_1cm_128

DUT: EUT

Communication System: UID 0, GPRS 3TX (0); Frequency: 824.2 MHz; Duty Cycle: 1:2.67
 Medium: MSL835 Medium parameters used (interpolated): $f = 824.2$ MHz; $\sigma = 0.995$ S/m; $\epsilon_r = 55.696$;
 $\rho = 1000$ kg/m³

DASY5 Configuration:

- Probe: ES3DV3 - SN3240; ConvF(6.29, 6.29, 6.29); Calibrated: 3/28/2018;
- Sensor-Surface: 3mm (Mechanical Surface Detection)
- Electronics: DAE4 Sn420; Calibrated: 3/22/2018
- Phantom: SAM 1; Type: QD000P40CC; Serial: TP:1469
- Measurement SW: DASY52, Version 52.8 (8); SEMCAD X Version 14.6.10 (7373)

Configuration/Test/Area Scan (61x111x1): Interpolated grid: dx=1.500 mm, dy=1.500 mm
 Maximum value of SAR (interpolated) = 1.19 W/kg

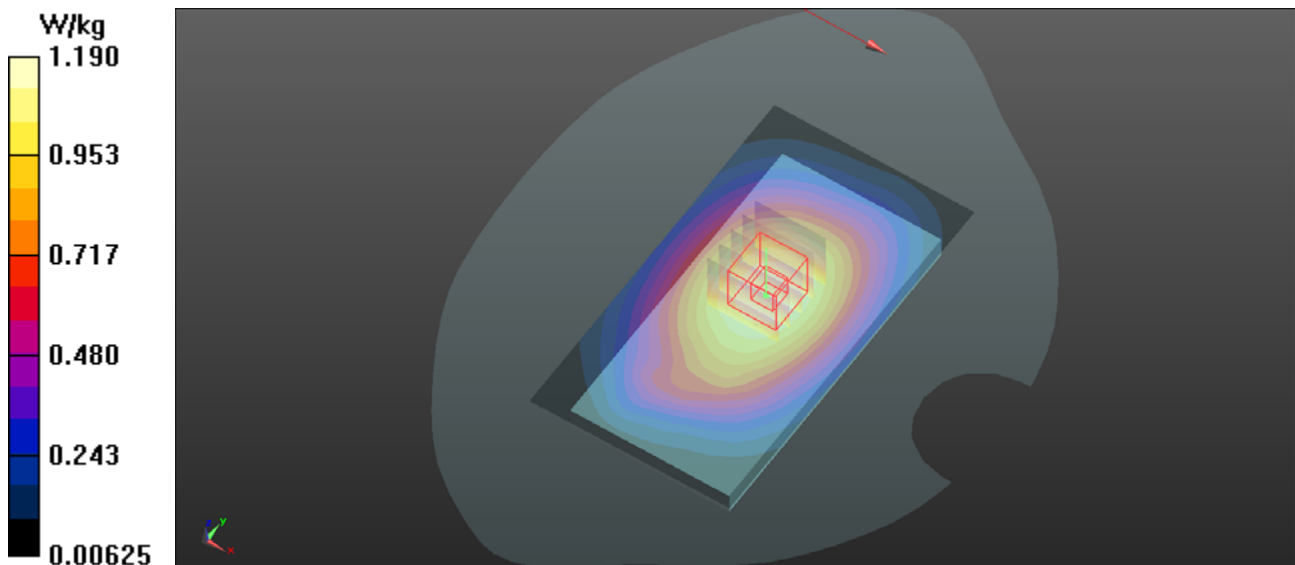
Configuration/Test/Zoom Scan (5x5x7)/Cube 0: Measurement grid: dx=8mm, dy=8mm, dz=5mm

Reference Value = 35.19 V/m; Power Drift = -0.04 dB

Peak SAR (extrapolated) = 1.35 W/kg

SAR(1 g) = 1.06 W/kg; SAR(10 g) = 0.817 W/kg

Maximum value of SAR (measured) = 1.18 W/kg



P08 GSM1900_GPRS11_Bottom Side_1cm_512

DUT: EUT

Communication System: UID 0, GPRS 3TX (0); Frequency: 1850.2 MHz; Duty Cycle: 1:2.67
 Medium: MSL1900 Medium parameters used (interpolated): $f = 1850.2$ MHz; $\sigma = 1.464$ S/m; $\epsilon_r = 53.858$; $\rho = 1000$ kg/m³

DASY5 Configuration:

- Probe: ES3DV3 - SN3240; ConvF(4.8, 4.8, 4.8); Calibrated: 3/28/2018;
- Sensor-Surface: 3mm (Mechanical Surface Detection)
- Electronics: DAE4 Sn420; Calibrated: 3/22/2018
- Phantom: SAM 1; Type: QD000P40CC; Serial: TP:1469
- Measurement SW: DASY52, Version 52.8 (8); SEMCAD X Version 14.6.10 (7373)

Configuration/Test/Area Scan (61x71x1): Interpolated grid: dx=1.500 mm, dy=1.500 mm
 Maximum value of SAR (interpolated) = 0.868 W/kg

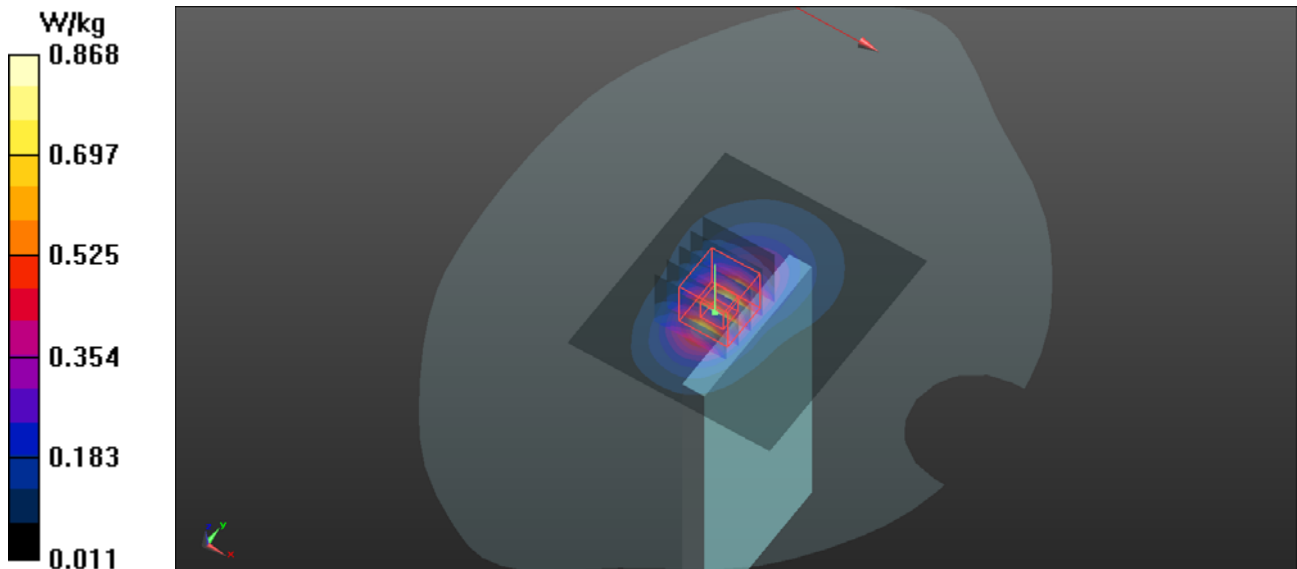
Configuration/Test/Zoom Scan (5x5x7)/Cube 0: Measurement grid: dx=8mm, dy=8mm, dz=5mm

Reference Value = 20.85 V/m; Power Drift = -0.04 dB

Peak SAR (extrapolated) = 1.20 W/kg

SAR(1 g) = 0.702 W/kg; SAR(10 g) = 0.380 W/kg

Maximum value of SAR (measured) = 0.868 W/kg



P09 WCDMA II_RMC12.2K_Rear Face_1cm_9400

DUT: EUT

Communication System: UID 0, WCDMA (0); Frequency: 1880 MHz;Duty Cycle: 1:1
 Medium: MSL1900 Medium parameters used: $f = 1880 \text{ MHz}$; $\sigma = 1.501 \text{ S/m}$; $\epsilon_r = 53.747$; $\rho = 1000 \text{ kg/m}^3$

DASY5 Configuration:

- Probe: ES3DV3 - SN3240; ConvF(4.8, 4.8, 4.8); Calibrated: 3/28/2018;
- Sensor-Surface: 3mm (Mechanical Surface Detection)
- Electronics: DAE4 Sn420; Calibrated: 3/22/2018
- Phantom: SAM 1; Type: QD000P40CC; Serial: TP:1469
- Measurement SW: DASY52, Version 52.8 (8); SEMCAD X Version 14.6.10 (7373)

Configuration/Test/Area Scan (61x71x1): Interpolated grid: $dx=1.500 \text{ mm}$, $dy=1.500 \text{ mm}$
 Maximum value of SAR (interpolated) = 1.32 W/kg

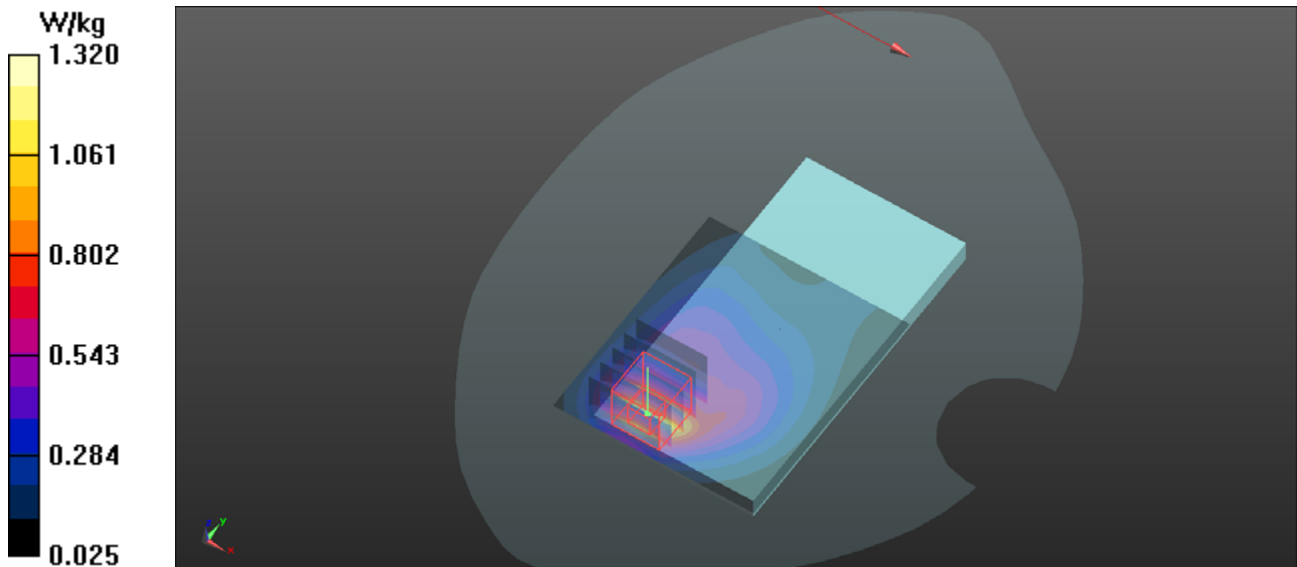
Configuration/Test/Zoom Scan (5x5x7)/Cube 0: Measurement grid: $dx=8\text{mm}$, $dy=8\text{mm}$, $dz=5\text{mm}$

Reference Value = 11.37 V/m; Power Drift = -0.13 dB

Peak SAR (extrapolated) = 1.77 W/kg

SAR(1 g) = 1.04 W/kg; SAR(10 g) = 0.581 W/kg

Maximum value of SAR (measured) = 1.29 W/kg



P10 WCDMA IV_RMC12.2K_Bottom Side_1cm_1513

DUT: EUT

Communication System: UID 0, WCDMA (0); Frequency: 1752.6 MHz; Duty Cycle: 1:1
 Medium: MSL1800 Medium parameters used (interpolated): $f = 1752.6$ MHz; $\sigma = 1.447$ S/m; $\epsilon_r = 52.616$; $\rho = 1000$ kg/m³

DASY5 Configuration:

- Probe: ES3DV3 - SN3240; ConvF(4.99, 4.99, 4.99); Calibrated: 3/28/2018;
- Sensor-Surface: 3mm (Mechanical Surface Detection)
- Electronics: DAE4 Sn420; Calibrated: 3/22/2018
- Phantom: SAM 1; Type: QD000P40CC; Serial: TP:1469
- Measurement SW: DASY52, Version 52.8 (8); SEMCAD X Version 14.6.10 (7373)

Configuration/Test/Area Scan (61x71x1): Interpolated grid: dx=1.500 mm, dy=1.500 mm
 Maximum value of SAR (interpolated) = 1.24 W/kg

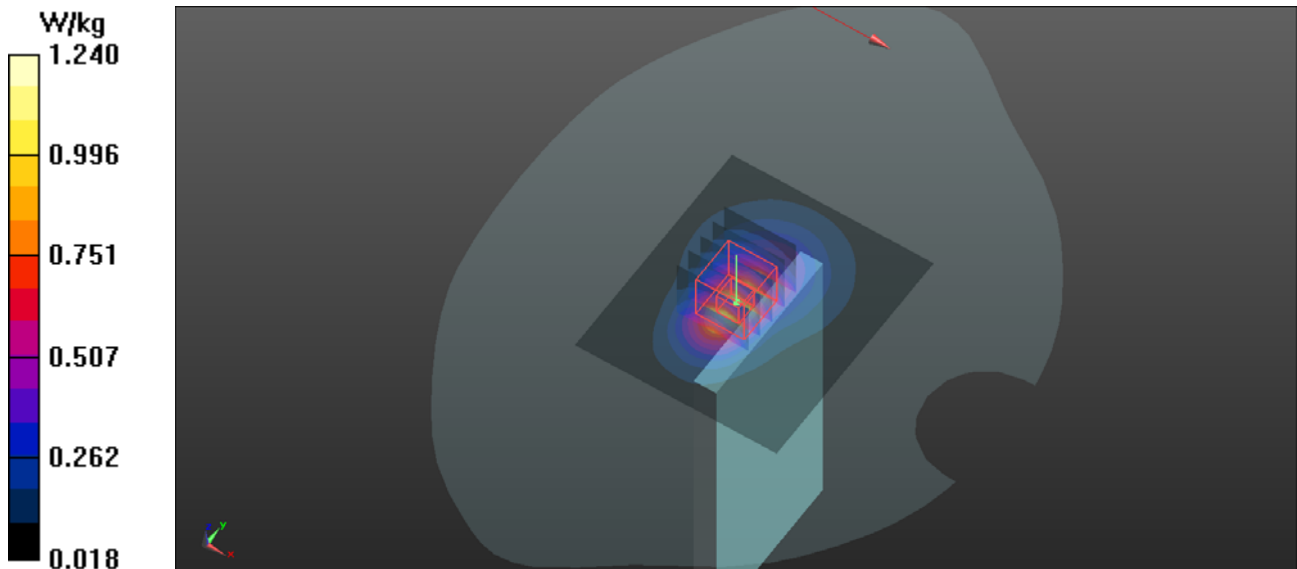
Configuration/Test/Zoom Scan (5x5x7)/Cube 0: Measurement grid: dx=8mm, dy=8mm, dz=5mm

Reference Value = 25.95 V/m; Power Drift = 0.07 dB

Peak SAR (extrapolated) = 1.67 W/kg

SAR(1 g) = 0.992 W/kg; SAR(10 g) = 0.548 W/kg

Maximum value of SAR (measured) = 1.23 W/kg



P11 WCDMA V_RMC12.2K_Rear Face_1cm_4132

DUT: EUT

Communication System: UID 0, WCDMA (0); Frequency: 826.4 MHz; Duty Cycle: 1:1

Medium: MSL835 Medium parameters used (interpolated): $f = 826.4$ MHz; $\sigma = 0.997$ S/m; $\epsilon_r = 55.592$;

$\rho = 1000$ kg/m³

DASY5 Configuration:

- Probe: ES3DV3 - SN3240; ConvF(6.29, 6.29, 6.29); Calibrated: 3/28/2018;
- Sensor-Surface: 3mm (Mechanical Surface Detection)
- Electronics: DAE4 Sn420; Calibrated: 3/22/2018
- Phantom: SAM 1; Type: QD000P40CC; Serial: TP:1469
- Measurement SW: DASY52, Version 52.8 (8); SEMCAD X Version 14.6.10 (7373)

Configuration/Test/Area Scan (61x111x1): Interpolated grid: dx=1.500 mm, dy=1.500 mm

Maximum value of SAR (interpolated) = 0.503 W/kg


Configuration/Test/Zoom Scan (5x5x7)/Cube 0: Measurement grid: dx=8mm, dy=8mm, dz=5mm

Reference Value = 22.51 V/m; Power Drift = 0.03 dB

Peak SAR (extrapolated) = 0.579 W/kg

SAR(1 g) = 0.459 W/kg; SAR(10 g) = 0.348 W/kg

Maximum value of SAR (measured) = 0.504 W/kg



P12 802.11b_Rear Face_1cm_6

DUT: EUT

Communication System: UID 0, 802.11b (0); Frequency: 2437 MHz; Duty Cycle: 1:1

Medium: MSL2450 Medium parameters used: $f = 2437$ MHz; $\sigma = 1.951$ S/m; $\epsilon_r = 51.789$; $\rho = 1000$ kg/m³

DASY5 Configuration:

- Probe: ES3DV3 - SN3240; ConvF(4.57, 4.57, 4.57); Calibrated: 3/28/2018;
- Sensor-Surface: 3mm (Mechanical Surface Detection)
- Electronics: DAE4 Sn420; Calibrated: 3/22/2018
- Phantom: SAM 1; Type: QD000P40CC; Serial: TP:1469
- Measurement SW: DASY52, Version 52.8 (8); SEMCAD X Version 14.6.10 (7373)

Configuration/Test/Area Scan (71x71x1): Interpolated grid: dx=1.200 mm, dy=1.200 mm
Maximum value of SAR (interpolated) = 0.0240 W/kg

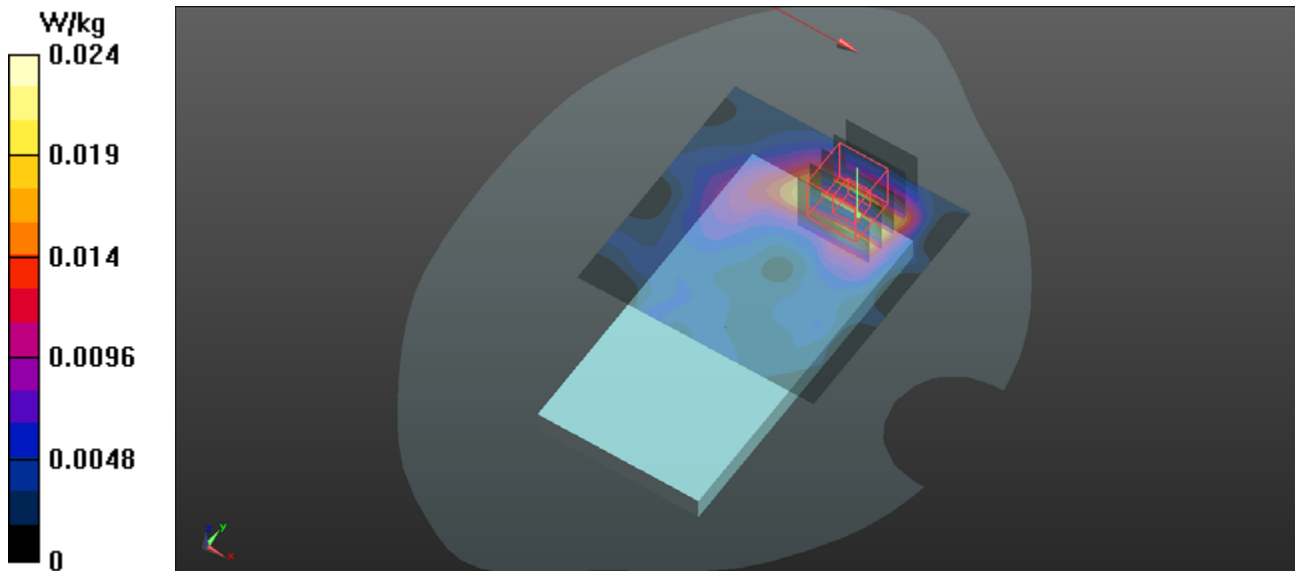
Configuration/Test/Zoom Scan (5x5x7)/Cube 0: Measurement grid: dx=8mm, dy=8mm, dz=5mm

Reference Value = 1.213 V/m; Power Drift = -0.08 dB

Peak SAR (extrapolated) = 0.0300 W/kg

SAR(1 g) = 0.018 W/kg; SAR(10 g) = 0.00813 W/kg

Maximum value of SAR (measured) = 0.0232 W/kg



P13 GSM1900_GPRS11_Rear Face_1cm_512

DUT: EUT

Communication System: UID 0, GPRS 3TX (0); Frequency: 1850.2 MHz; Duty Cycle: 1:2.67
 Medium: MSL1900 Medium parameters used (interpolated): $f = 1850.2$ MHz; $\sigma = 1.464$ S/m; $\epsilon_r = 53.858$; $\rho = 1000$ kg/m³

DASY5 Configuration:

- Probe: ES3DV3 - SN3240; ConvF(4.8, 4.8, 4.8); Calibrated: 3/28/2018;
- Sensor-Surface: 3mm (Mechanical Surface Detection)
- Electronics: DAE4 Sn420; Calibrated: 3/22/2018
- Phantom: SAM 1; Type: QD000P40CC; Serial: TP:1469
- Measurement SW: DASY52, Version 52.8 (8); SEMCAD X Version 14.6.10 (7373)

Configuration/Test/Area Scan (61x71x1): Interpolated grid: dx=1.500 mm, dy=1.500 mm
 Maximum value of SAR (interpolated) = 0.780 W/kg

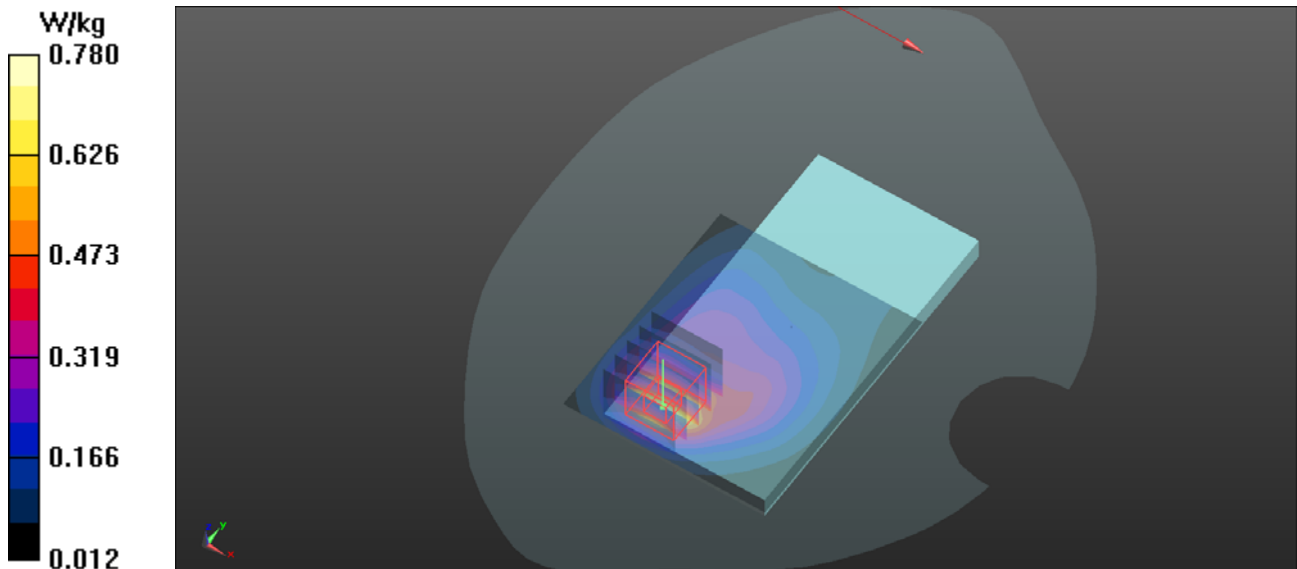
Configuration/Test/Zoom Scan (5x5x7)/Cube 0: Measurement grid: dx=8mm, dy=8mm, dz=5mm

Reference Value = 9.930 V/m; Power Drift = 0.16 dB

Peak SAR (extrapolated) = 1.08 W/kg

SAR(1 g) = 0.634 W/kg; SAR(10 g) = 0.358 W/kg

Maximum value of SAR (measured) = 0.789 W/kg



P14 WCDMA IV_RMC12.2K_Rear Face_1cm_1513

DUT: EUT

Communication System: UID 0, WCDMA (0); Frequency: 1752.6 MHz; Duty Cycle: 1:1
 Medium: MSL1800 Medium parameters used (interpolated): $f = 1752.6$ MHz; $\sigma = 1.447$ S/m; $\epsilon_r = 52.616$; $\rho = 1000$ kg/m³

DASY5 Configuration:

- Probe: ES3DV3 - SN3240; ConvF(4.99, 4.99, 4.99); Calibrated: 3/28/2018;
- Sensor-Surface: 3mm (Mechanical Surface Detection)
- Electronics: DAE4 Sn420; Calibrated: 3/22/2018
- Phantom: SAM 1; Type: QD000P40CC; Serial: TP:1469
- Measurement SW: DASY52, Version 52.8 (8); SEMCAD X Version 14.6.10 (7373)

Configuration/Test/Area Scan (61x71x1): Interpolated grid: dx=1.500 mm, dy=1.500 mm
 Maximum value of SAR (interpolated) = 1.00 W/kg

Configuration/Test/Zoom Scan (5x5x7)/Cube 0: Measurement grid: dx=8mm, dy=8mm, dz=5mm

Reference Value = 10.28 V/m; Power Drift = 0.01 dB

Peak SAR (extrapolated) = 1.32 W/kg

SAR(1 g) = 0.790 W/kg; SAR(10 g) = 0.454 W/kg

Maximum value of SAR (measured) = 0.977 W/kg

