

Test Laboratory: UnionTrust

## P01\_GSM850\_GPRS11\_Left Cheek\_128

Communication System: GPRS 850-3solt; Frequency: 824.2 MHz; Duty Cycle: 1:2.67  
Medium parameters used (interpolated):  $f = 824.2$  MHz;  $\sigma = 0.882$  mho/m;  $\epsilon_r = 42.6$ ;  $\rho = 1000$   
kg/m<sup>3</sup>

Phantom section: Left Section

Measurement Standard: DASYS4 (High Precision Assessment)

DASY4 Configuration:

- Probe: ES3DV3 - SN3090; ConvF(6.34, 6.34, 6.34); Calibrated: 2018-4-3
- Sensor-Surface: 3mm (Mechanical Surface Detection)
- Electronics: DAE4 Sn662; Calibrated: 2018-5-11
- Phantom: SAM 1; Type: QD 000 P40 CB; Serial: TP/1378
- Measurement SW: DASYS4, V4.7 Build 55; Postprocessing SW: SEMCAD, V1.8 Build 176

**Test/Area Scan (61x81x1):** Measurement grid: dx=15mm, dy=15mm

Maximum value of SAR (interpolated) = 1.07 mW/g

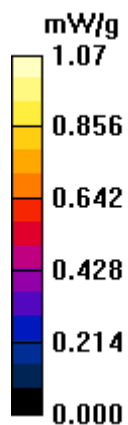
**Test/Zoom Scan (5x5x7)/Cube 0:** Measurement grid: dx=8mm, dy=8mm, dz=5mm

Reference Value = 13.2 V/m; Power Drift = -0.1 dB

Peak SAR (extrapolated) = 1.31 W/kg

**SAR(1 g) = 0.925 mW/g; SAR(10 g) = 0.655 mW/g**

Maximum value of SAR (measured) = 1.04 mW/g



Test Laboratory: UnionTrust

## P02\_GSM1900\_GPRS11\_Right Cheek\_810

Communication System: GPRS 1900-3solt; Frequency: 1909.8 MHz;Duty Cycle: 1:2.67

Medium parameters used:  $f = 1910$  MHz;  $\sigma = 1.42$  mho/m;  $\epsilon_r = 41.3$ ;  $\rho = 1000$  kg/m<sup>3</sup>

Phantom section: Right Section

Measurement Standard: DASYS4 (High Precision Assessment)

DASY4 Configuration:

- Probe: ES3DV3 - SN3090; ConvF(4.92, 4.92, 4.92); Calibrated: 2018-4-3
- Sensor-Surface: 3mm (Mechanical Surface Detection)
- Electronics: DAE4 Sn662; Calibrated: 2018-5-11
- Phantom: SAM 1; Type: QD 000 P40 CB; Serial: TP/1378
- Measurement SW: DASYS4, V4.7 Build 55; Postprocessing SW: SEMCAD, V1.8 Build 176

**Test/Area Scan (61x81x1):** Measurement grid: dx=15mm, dy=15mm

Maximum value of SAR (interpolated) = 0.162 mW/g


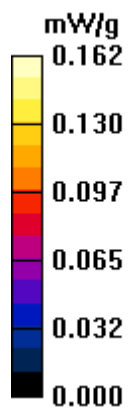
**Test/Zoom Scan (5x5x7)/Cube 0:** Measurement grid: dx=8mm, dy=8mm, dz=5mm

Reference Value = 3.32 V/m; Power Drift = -0.06 dB

Peak SAR (extrapolated) = 0.220 W/kg

**SAR(1 g) = 0.138 mW/g; SAR(10 g) = 0.082 mW/g**

Maximum value of SAR (measured) = 0.161 mW/g



Test Laboratory: UnionTrust

### P03\_WCDMA II\_RMC12.2K\_Right Cheek\_9262

Communication System: WCDMA Band II; Frequency: 1852.4 MHz; Duty Cycle: 1:1  
Medium parameters used (interpolated):  $f = 1852.4$  MHz;  $\sigma = 1.35$  mho/m;  $\epsilon_r = 41.5$ ;  $\rho = 1000$   
kg/m<sup>3</sup>

Phantom section: Right Section

Measurement Standard: DASY4 (High Precision Assessment)

DASY4 Configuration:

- Probe: ES3DV3 - SN3090; ConvF(4.92, 4.92, 4.92); Calibrated: 2018-4-3
- Sensor-Surface: 3mm (Mechanical Surface Detection)
- Electronics: DAE4 Sn662; Calibrated: 2018-5-11
- Phantom: SAM 1; Type: QD 000 P40 CB; Serial: TP/1378
- Measurement SW: DASY4, V4.7 Build 55; Postprocessing SW: SEMCAD, V1.8 Build 176

**Test/Area Scan (61x81x1):** Measurement grid: dx=15mm, dy=15mm

Maximum value of SAR (interpolated) = 0.487 mW/g


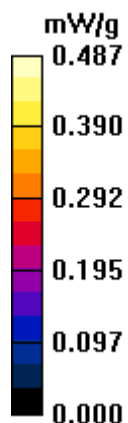
**Test/Zoom Scan (5x5x7)/Cube 0:** Measurement grid: dx=8mm, dy=8mm, dz=5mm

Reference Value = 5.12 V/m; Power Drift = 0.03 dB

Peak SAR (extrapolated) = 0.602 W/kg

**SAR(1 g) = 0.396 mW/g; SAR(10 g) = 0.240 mW/g**

Maximum value of SAR (measured) = 0.453 mW/g



Test Laboratory: UnionTrust

### P04\_WCDMA V\_RMC12.2K\_Left Cheek\_4132

Communication System: WCDMA Band V; Frequency: 826.4 MHz; Duty Cycle: 1:1  
Medium parameters used (interpolated):  $f = 826.4$  MHz;  $\sigma = 0.884$  mho/m;  $\epsilon_r = 42.6$ ;  $\rho = 1000$  kg/m<sup>3</sup>

Phantom section: Left Section

Measurement Standard: DASY4 (High Precision Assessment)

DASY4 Configuration:

- Probe: ES3DV3 - SN3090; ConvF(6.34, 6.34, 6.34); Calibrated: 2018-4-3
- Sensor-Surface: 3mm (Mechanical Surface Detection)
- Electronics: DAE4 Sn662; Calibrated: 2018-5-11
- Phantom: SAM 1; Type: QD 000 P40 CB; Serial: TP/1378
- Measurement SW: DASY4, V4.7 Build 55; Postprocessing SW: SEMCAD, V1.8 Build 176

**Test/Area Scan (61x81x1):** Measurement grid: dx=15mm, dy=15mm

Maximum value of SAR (interpolated) = 0.262 mW/g


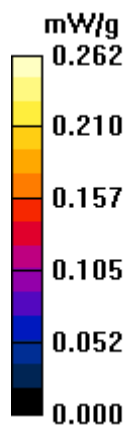
**Test/Zoom Scan (5x5x7)/Cube 0:** Measurement grid: dx=8mm, dy=8mm, dz=5mm

Reference Value = 6.32 V/m; Power Drift = -0.08 dB

Peak SAR (extrapolated) = 0.389 W/kg

**SAR(1 g) = 0.283 mW/g; SAR(10 g) = 0.204 mW/g**

Maximum value of SAR (measured) = 0.318 mW/g



Test Laboratory: UnionTrust

### P05\_802.11b\_Right Cheek\_6

Communication System: Wlan 802.11b; Frequency: 2437 MHz; Duty Cycle: 1:1

Medium parameters used:  $f = 2437$  MHz;  $\sigma = 1.82$  mho/m;  $\epsilon_r = 38$ ;  $\rho = 1000$  kg/m<sup>3</sup>

Phantom section: Right Section

Measurement Standard: DASYS4 (High Precision Assessment)

DASY4 Configuration:

- Probe: ES3DV3 - SN3090; ConvF(4.54, 4.54, 4.54); Calibrated: 2018-4-3
- Sensor-Surface: 3mm (Mechanical Surface Detection)
- Electronics: DAE4 Sn662; Calibrated: 2018-5-11
- Phantom: SAM 2; Type: QD 000 P40 CB; Serial: TP-1376
- Measurement SW: DASYS4, V4.7 Build 55; Postprocessing SW: SEMCAD, V1.8 Build 176

**Test/Area Scan (61x81x1):** Measurement grid: dx=15mm, dy=15mm

Maximum value of SAR (interpolated) = 0.220 mW/g

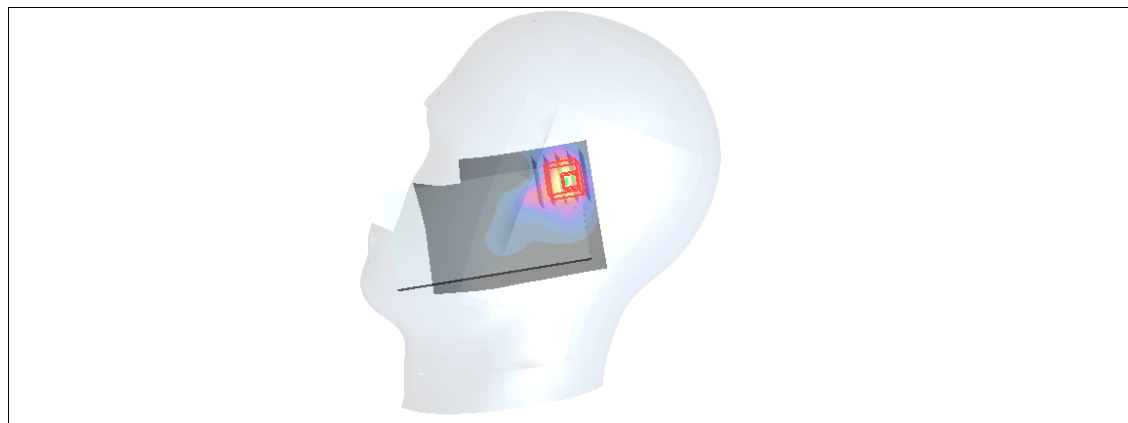
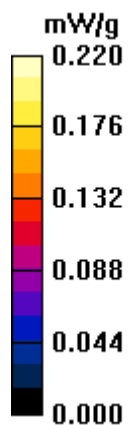
**Test/Zoom Scan (5x5x7)/Cube 0:** Measurement grid: dx=8mm, dy=8mm, dz=5mm

Reference Value = 6.62 V/m; Power Drift = 0.07 dB

Peak SAR (extrapolated) = 0.359 W/kg

**SAR(1 g) = 0.156 mW/g; SAR(10 g) = 0.077 mW/g**

Maximum value of SAR (measured) = 0.205 mW/g



Test Laboratory: UnionTrust

### P06\_GSM850\_GPRS11\_Front Face\_1.0CM\_128

Communication System: GPRS 850-3solt; Frequency: 824.2 MHz; Duty Cycle: 1:2.8  
Medium parameters used (interpolated):  $f = 824.2$  MHz;  $\sigma = 0.981$  mho/m;  $\epsilon_r = 55.7$ ;  $\rho = 1000$   
kg/m<sup>3</sup>

Phantom section: Center Section

Measurement Standard: DASYS4 (High Precision Assessment)

DASY4 Configuration:

- Probe: ES3DV3 - SN3090; ConvF(6.41, 6.41, 6.41); Calibrated: 2018-4-3
- Sensor-Surface: 3mm (Mechanical Surface Detection)
- Electronics: DAE4 Sn662; Calibrated: 2018-5-11
- Phantom: Triple Flat Phantom 5.1C; Type: QD 000 P51 CA; Serial: 1125
- Measurement SW: DASYS4, V4.7 Build 55; Postprocessing SW: SEMCAD, V1.8 Build 176

**Test/Area Scan (61x81x1):** Measurement grid: dx=15mm, dy=15mm

Maximum value of SAR (interpolated) = 0.671 mW/g


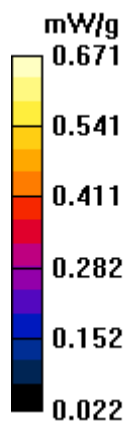
**Test/Zoom Scan (5x5x7)/Cube 0:** Measurement grid: dx=8mm, dy=8mm, dz=5mm

Reference Value = 25.3 V/m; Power Drift = 0.05 dB

Peak SAR (extrapolated) = 0.877 W/kg

**SAR(1 g) = 0.663 mW/g; SAR(10 g) = 0.496 mW/g**

Maximum value of SAR (measured) = 0.735 mW/g



Test Laboratory: UnionTrust

### P07\_GSM1900\_GPRS11\_Rear Face\_1.0CM\_810

Communication System: GPRS1900-3slots; Frequency: 1909.8 MHz; Duty Cycle: 1:2.67

Medium parameters used:  $f = 1910$  MHz;  $\sigma = 1.57$  mho/m;  $\epsilon_r = 54.8$ ;  $\rho = 1000$  kg/m<sup>3</sup>

Phantom section: Center Section

Measurement Standard: DASYS4 (High Precision Assessment)

DASY4 Configuration:

- Probe: ES3DV3 - SN3090; ConvF(4.48, 4.48, 4.48); Calibrated: 2018-4-3
- Sensor-Surface: 3mm (Mechanical Surface Detection)
- Electronics: DAE4 Sn662; Calibrated: 2018-5-11
- Phantom: Triple Flat Phantom 5.1C; Type: QD 000 P51 CA; Serial: 1125
- Measurement SW: DASYS4, V4.7 Build 55; Postprocessing SW: SEMCAD, V1.8 Build 176

**Test/Area Scan (61x81x1):** Measurement grid: dx=15mm, dy=15mm

Maximum value of SAR (interpolated) = 0.406 mW/g


**Test/Zoom Scan (5x5x7)/Cube 0:** Measurement grid: dx=8mm, dy=8mm, dz=5mm

Reference Value = 5.13 V/m; Power Drift = -0.03 dB

Peak SAR (extrapolated) = 0.638 W/kg

**SAR(1 g) = 0.349 mW/g; SAR(10 g) = 0.195 mW/g**

Maximum value of SAR (measured) = 0.437 mW/g



Test Laboratory: UnionTrust

## P08\_WCDMA II\_RMC12.2K\_Rear Side\_1.0CM\_9262

Communication System: WCDMA Band II; Frequency: 1852.4 MHz; Duty Cycle: 1:1

Medium parameters used (interpolated):  $f = 1852.4$  MHz;  $\sigma = 1.51$  mho/m;  $\epsilon_r = 55$ ;  $\rho = 1000$  kg/m<sup>3</sup>

Phantom section: Center Section

Measurement Standard: DASYS4 (High Precision Assessment)

DASY4 Configuration:

- Probe: ES3DV3 - SN3090; ConvF(4.48, 4.48, 4.48); Calibrated: 2018-4-3
- Sensor-Surface: 3mm (Mechanical Surface Detection)
- Electronics: DAE4 Sn662; Calibrated: 2018-5-11
- Phantom: Triple Flat Phantom 5.1C; Type: QD 000 P51 CA; Serial: 1125
- Measurement SW: DASYS4, V4.7 Build 55; Postprocessing SW: SEMCAD, V1.8 Build 176

**Test/Area Scan (61x71x1):** Measurement grid: dx=15mm, dy=15mm

Maximum value of SAR (interpolated) = 0.744 mW/g


**Test/Zoom Scan (5x5x7)/Cube 0:** Measurement grid: dx=8mm, dy=8mm, dz=5mm

Reference Value = 7.71 V/m; Power Drift = 0.11 dB

Peak SAR (extrapolated) = 1.18 W/kg

**SAR(1 g) = 0.656 mW/g; SAR(10 g) = 0.373 mW/g**

Maximum value of SAR (measured) = 0.819 mW/g





Test Laboratory: UnionTrust

### P09\_WCDMA V\_RMC12.2K\_Left Side\_1.0CM\_4132

Communication System: WCDMA Band V; Frequency: 826.4 MHz; Duty Cycle: 1:1  
Medium parameters used (interpolated):  $f = 826.4$  MHz;  $\sigma = 0.983$  mho/m;  $\epsilon_r = 55.7$ ;  $\rho = 1000$  kg/m<sup>3</sup>

Phantom section: Center Section

Measurement Standard: DAS4 (High Precision Assessment)

DASY4 Configuration:

- Probe: ES3DV3 - SN3090; ConvF(6.41, 6.41, 6.41); Calibrated: 2018-4-3
- Sensor-Surface: 3mm (Mechanical Surface Detection)
- Electronics: DAE4 Sn662; Calibrated: 2018-5-11
- Phantom: Triple Flat Phantom 5.1C; Type: QD 000 P51 CA; Serial: 1125
- Measurement SW: DAS4, V4.7 Build 55; Postprocessing SW: SEMCAD, V1.8 Build 176

**Test/Area Scan (91x91x1):** Measurement grid: dx=15mm, dy=15mm

Maximum value of SAR (interpolated) = 0.245 mW/g

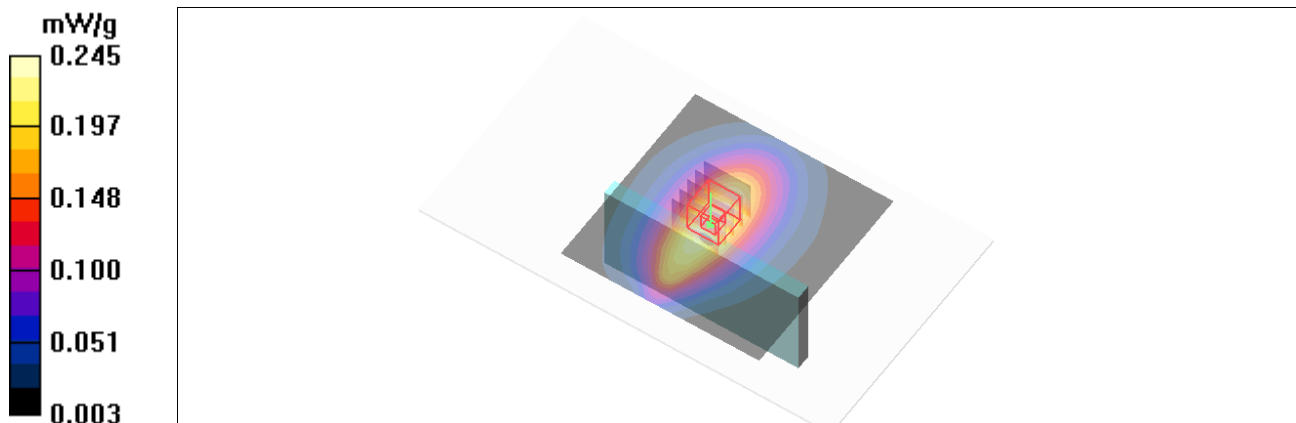
**Test/Zoom Scan (5x5x7)/Cube 0:** Measurement grid: dx=8mm, dy=8mm, dz=5mm

Reference Value = 15.8 V/m; Power Drift = -0.06 dB

Peak SAR (extrapolated) = 0.299 W/kg

**SAR(1 g) = 0.209 mW/g; SAR(10 g) = 0.147 mW/g**

Maximum value of SAR (measured) = 0.236 mW/g



Test Laboratory: UnionTrust

### **P10\_802.11b\_Rear Face\_1.0CM\_6**

Communication System: Wlan 802.11b; Frequency: 2437 MHz; Duty Cycle: 1:1

Medium parameters used:  $f = 2437$  MHz;  $\sigma = 1.99$  mho/m;  $\epsilon_r = 53$ ;  $\rho = 1000$  kg/m<sup>3</sup>

Phantom section: Flat Section

Measurement Standard: DASYS4 (High Precision Assessment)

DASY4 Configuration:

- Probe: ES3DV3 - SN3090; ConvF(4.43, 4.43, 4.43); Calibrated: 2018-4-3
- Sensor-Surface: 3mm (Mechanical Surface Detection)
- Electronics: DAE4 Sn662; Calibrated: 2018-5-11
- Phantom: SAM 2; Type: QD 000 P40 CB; Serial: TP-1376
- Measurement SW: DASYS4, V4.7 Build 55; Postprocessing SW: SEMCAD, V1.8 Build 176

**Test/Area Scan (71x81x1):** Measurement grid: dx=15mm, dy=15mm

Maximum value of SAR (interpolated) = 0.176 mW/g

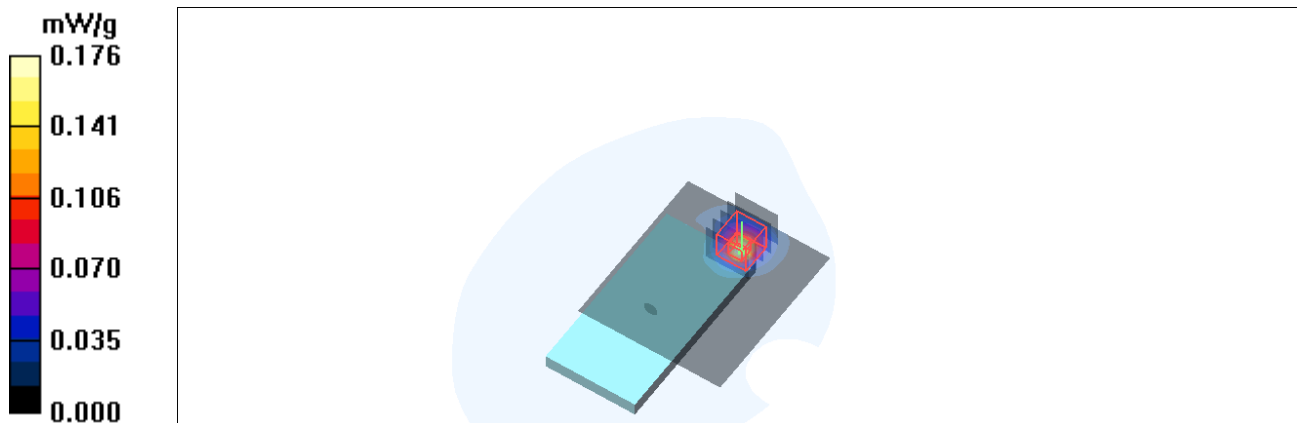
**Test/Zoom Scan (5x5x7)/Cube 0:** Measurement grid: dx=8mm, dy=8mm, dz=5mm

Reference Value = 1.06 V/m; Power Drift = 0.1 dB

Peak SAR (extrapolated) = 0.330 W/kg

**SAR(1 g) = 0.147 mW/g; SAR(10 g) = 0.063 mW/g**

Maximum value of SAR (measured) = 0.192 mW/g



Test Laboratory: UnionTrust

### P11\_WCDMA V\_RMC12.2K\_Front Face\_1.0CM\_4132

Communication System: WCDMA Band V; Frequency: 826.4 MHz; Duty Cycle: 1:1  
Medium parameters used (interpolated):  $f = 826.4$  MHz;  $\sigma = 0.983$  mho/m;  $\epsilon_r = 55.7$ ;  $\rho = 1000$   
kg/m<sup>3</sup>

Phantom section: Center Section

Measurement Standard: DASY4 (High Precision Assessment)

DASY4 Configuration:

- Probe: ES3DV3 - SN3090; ConvF(6.41, 6.41, 6.41); Calibrated: 2018-4-3
- Sensor-Surface: 3mm (Mechanical Surface Detection)
- Electronics: DAE4 Sn662; Calibrated: 2018-5-11
- Phantom: Triple Flat Phantom 5.1C; Type: QD 000 P51 CA; Serial: 1125
- Measurement SW: DASY4, V4.7 Build 55; Postprocessing SW: SEMCAD, V1.8 Build 176

**Test/Area Scan (91x91x1):** Measurement grid: dx=15mm, dy=15mm  
Maximum value of SAR (interpolated) = 0.250 mW/g

**Test/Zoom Scan (5x5x7)/Cube 0:** Measurement grid: dx=8mm, dy=8mm, dz=5mm  
Reference Value = 16.3 V/m; Power Drift = -0.06 dB  
Peak SAR (extrapolated) = 0.271 W/kg  
**SAR(1 g) = 0.199 mW/g; SAR(10 g) = 0.148 mW/g**  
Maximum value of SAR (measured) = 0.228 mW/g

