

System Check_H835

DUT: Dipole 835 MHz D835V2

Communication System: UID 0, CW (0); Frequency: 835 MHz; Duty Cycle: 1:1

Medium: HSL835 Medium parameters used (interpolated): $f = 835$ MHz; $\sigma = 0.898$ S/m; $\epsilon_r = 41.76$; $\rho = 1000$ kg/m³

DASY5 Configuration:

- Probe: ES3DV3 - SN3240; ConvF(6.13, 6.13, 6.13); Calibrated: 3/28/2018;
- Sensor-Surface: 3mm (Mechanical Surface Detection)
- Electronics: DAE4 Sn420; Calibrated: 3/22/2018
- Phantom: SAM 1; Type: QD000P40CC; Serial: TP:1469
- Measurement SW: DASY52, Version 52.8 (8); SEMCAD X Version 14.6.10 (7373)

Configuration/System Check/Area Scan (61x101x1): Interpolated grid: dx=1.500 mm, dy=1.500 mm

Maximum value of SAR (interpolated) = 0.110 W/kg

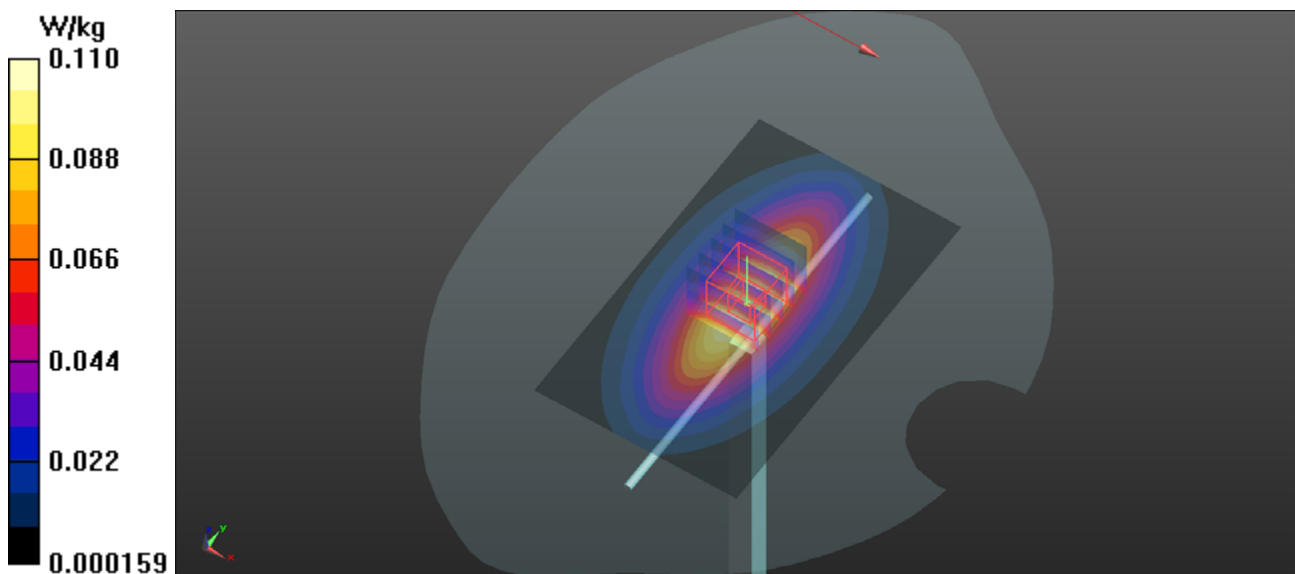
Configuration/System Check/Zoom Scan (5x5x7)/Cube 0: Measurement grid: dx=8mm, dy=8mm, dz=5mm

Reference Value = 11.28 V/m; Power Drift = 0.01 dB

Peak SAR (extrapolated) = 0.144 W/kg

SAR(1 g) = 0.093 W/kg; SAR(10 g) = 0.060 W/kg

Maximum value of SAR (measured) = 0.111 W/kg



System Check_H1900

DUT: Dipole 1900 MHz D1900V2

Communication System: UID 0, CW (0); Frequency: 1900 MHz;Duty Cycle: 1:1

Medium: HSL1900 Medium parameters used: $f = 1900$ MHz; $\sigma = 1.376$ S/m; $\epsilon_r = 40.505$; $\rho = 1000$ kg/m³

DASY5 Configuration:

- Probe: ES3DV3 - SN3240; ConvF(5.13, 5.13, 5.13); Calibrated: 3/28/2018;
- Sensor-Surface: 3mm (Mechanical Surface Detection)
- Electronics: DAE4 Sn420; Calibrated: 3/22/2018
- Phantom: SAM 1; Type: QD000P40CC; Serial: TP:1469
- Measurement SW: DASY52, Version 52.8 (8); SEMCAD X Version 14.6.10 (7373)

Configuration/Configuration/Area Scan (61x61x1): Interpolated grid: dx=1.500 mm, dy=1.500 mm

Maximum value of SAR (interpolated) = 0.476 W/kg

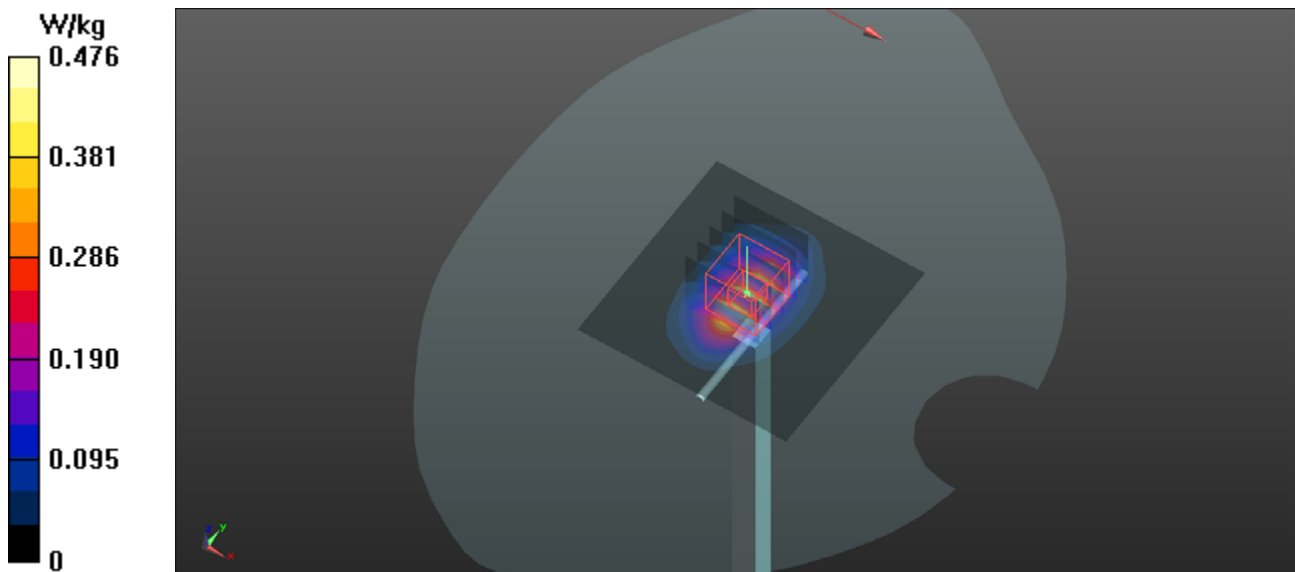
Configuration/Configuration/Zoom Scan (5x5x7)/Cube 0: Measurement grid: dx=8mm, dy=8mm, dz=5mm

Reference Value = 18.87 V/m; Power Drift = -0.00 dB

Peak SAR (extrapolated) = 0.680 W/kg

SAR(1 g) = 0.373 W/kg; SAR(10 g) = 0.195 W/kg

Maximum value of SAR (measured) = 0.474 W/kg



System Check_H2450

DUT: Dipole 2450 MHz D2450V2

Communication System: UID 0, CW (0); Frequency: 2450 MHz; Duty Cycle: 1:1

Medium: HSL2450 Medium parameters used: $f = 2450$ MHz; $\sigma = 1.782$ S/m; $\epsilon_r = 40.2$; $\rho = 1000$ kg/m³

DASY5 Configuration:

- Probe: ES3DV3 - SN3240; ConvF(4.74, 4.74, 4.74); Calibrated: 3/28/2018;
- Sensor-Surface: 3mm (Mechanical Surface Detection)
- Electronics: DAE4 Sn420; Calibrated: 3/22/2018
- Phantom: SAM 1; Type: QD000P40CC; Serial: TP:1469
- Measurement SW: DASY52, Version 52.8 (8); SEMCAD X Version 14.6.10 (7373)

Configuration/Configuration/Area Scan (81x81x1): Interpolated grid: dx=1.200 mm, dy=1.200 mm

Maximum value of SAR (interpolated) = 0.623 W/kg

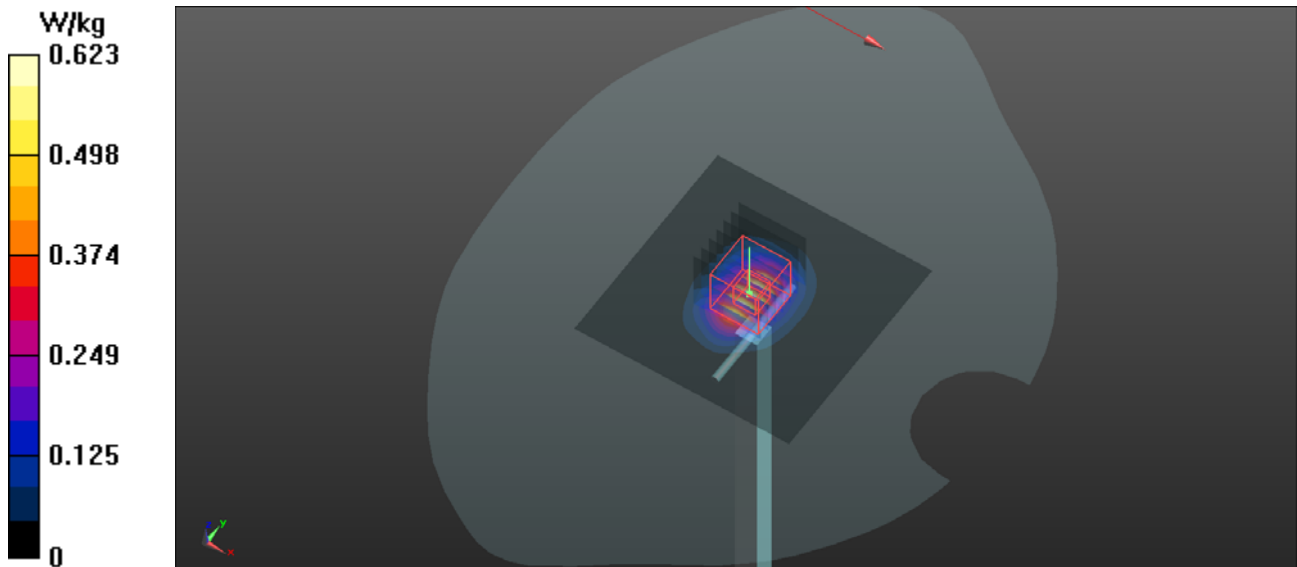
Configuration/Configuration/Zoom Scan (7x7x7)/Cube 0: Measurement grid: dx=5mm, dy=5mm, dz=5mm

Reference Value = 19.16 V/m; Power Drift = 0.07 dB

Peak SAR (extrapolated) = 0.971 W/kg

SAR(1 g) = 0.489 W/kg; SAR(10 g) = 0.225 W/kg

Maximum value of SAR (measured) = 0.631 W/kg



System Check_B835

DUT: Dipole 835 MHz D835V2

Communication System: UID 0, CW (0); Frequency: 835 MHz; Duty Cycle: 1:1

Medium: MSL835 Medium parameters used (interpolated): $f = 835$ MHz; $\sigma = 0.997$ S/m; $\epsilon_r = 55.302$; $\rho = 1000$ kg/m³

DASY5 Configuration:

- Probe: ES3DV3 - SN3240; ConvF(6.29, 6.29, 6.29); Calibrated: 3/28/2018;
- Sensor-Surface: 3mm (Mechanical Surface Detection)
- Electronics: DAE4 Sn420; Calibrated: 3/22/2018
- Phantom: SAM 1; Type: QD000P40CC; Serial: TP:1469
- Measurement SW: DASY52, Version 52.8 (8); SEMCAD X Version 14.6.10 (7373)

Configuration/System Check/Area Scan (61x61x1): Interpolated grid: dx=1.500 mm, dy=1.500 mm

Maximum value of SAR (interpolated) = 0.110 W/kg

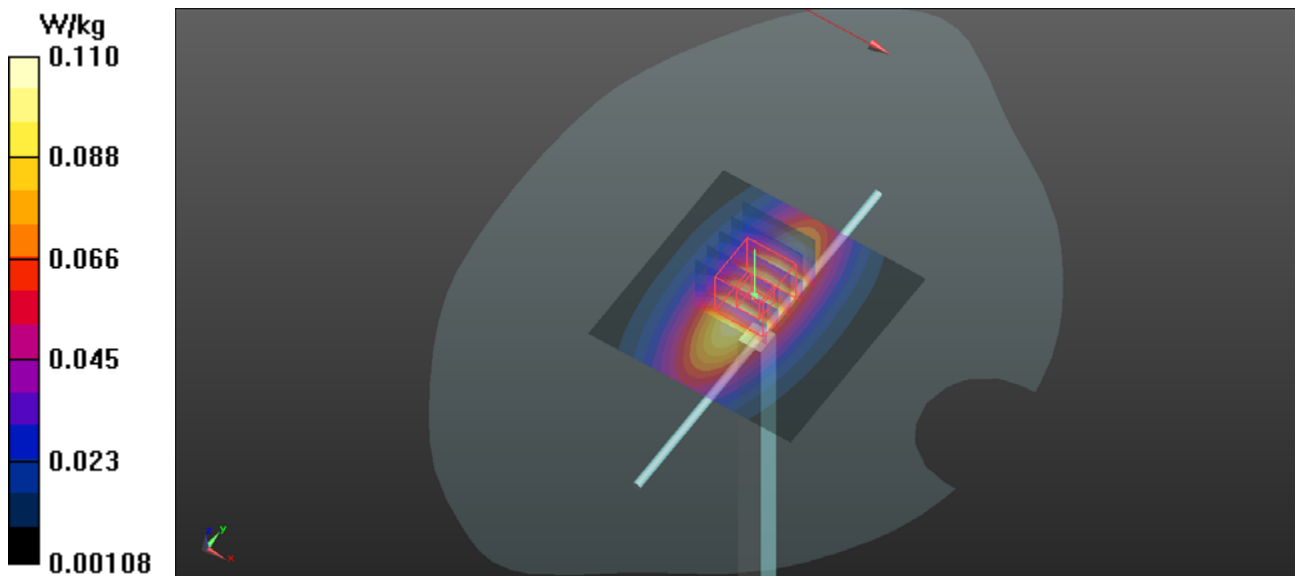
Configuration/System Check/Zoom Scan (5x5x7)/Cube 0: Measurement grid: dx=8mm, dy=8mm, dz=5mm

Reference Value = 10.73 V/m; Power Drift = 0.03 dB

Peak SAR (extrapolated) = 0.140 W/kg

SAR(1 g) = 0.094 W/kg; SAR(10 g) = 0.061 W/kg

Maximum value of SAR (measured) = 0.110 W/kg



System Check_B1900

DUT: Dipole 1900 MHz D1900V2

Communication System: UID 0, CW (0); Frequency: 1900 MHz; Duty Cycle: 1:1

Medium: MSL1900 Medium parameters used: $f = 1900$ MHz; $\sigma = 1.526$ S/m; $\epsilon_r = 53.681$; $\rho = 1000$ kg/m³

DASY5 Configuration:

- Probe: ES3DV3 - SN3240; ConvF(4.8, 4.8, 4.8); Calibrated: 3/28/2018;
- Sensor-Surface: 3mm (Mechanical Surface Detection)
- Electronics: DAE4 Sn420; Calibrated: 3/22/2018
- Phantom: SAM 1; Type: QD000P40CC; Serial: TP:1469
- Measurement SW: DASY52, Version 52.8 (8); SEMCAD X Version 14.6.10 (7373)

Configuration/Configuration/Area Scan (61x61x1): Interpolated grid: dx=1.500 mm, dy=1.500 mm

Maximum value of SAR (interpolated) = 0.480 W/kg

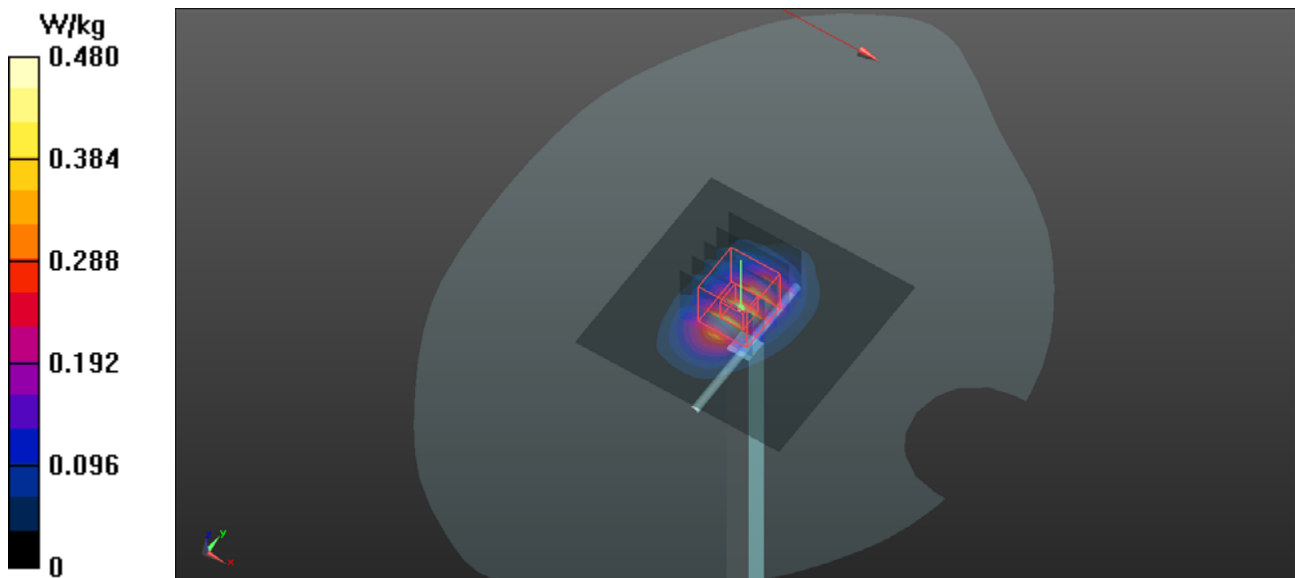
Configuration/Configuration/Zoom Scan (5x5x7)/Cube 0: Measurement grid: dx=8mm, dy=8mm, dz=5mm

Reference Value = 17.93 V/m; Power Drift = 0.00 dB

Peak SAR (extrapolated) = 0.696 W/kg

SAR(1 g) = 0.381 W/kg; SAR(10 g) = 0.198 W/kg

Maximum value of SAR (measured) = 0.485 W/kg



System Check_B2450

DUT: Dipole 2450 MHz D2450V2

Communication System: UID 0, CW (0); Frequency: 2450 MHz; Duty Cycle: 1:1

Medium: MSL2450 Medium parameters used: $f = 2450$ MHz; $\sigma = 1.971$ S/m; $\epsilon_r = 51.743$; $\rho = 1000$ kg/m³

DASY5 Configuration:

- Probe: ES3DV3 - SN3240; ConvF(4.57, 4.57, 4.57); Calibrated: 3/28/2018;
- Sensor-Surface: 3mm (Mechanical Surface Detection)
- Electronics: DAE4 Sn420; Calibrated: 3/22/2018
- Phantom: SAM 1; Type: QD000P40CC; Serial: TP:1469
- Measurement SW: DASY52, Version 52.8 (8); SEMCAD X Version 14.6.10 (7373)

Configuration/Configuration/Area Scan (81x81x1): Interpolated grid: dx=1.200 mm, dy=1.200 mm

Maximum value of SAR (interpolated) = 0.596 W/kg

Configuration/Configuration/Zoom Scan (7x7x7)/Cube 0: Measurement grid: dx=5mm, dy=5mm, dz=5mm

Reference Value = 17.51 V/m; Power Drift = 0.02 dB

Peak SAR (extrapolated) = 0.981 W/kg

SAR(1 g) = 0.468 W/kg; SAR(10 g) = 0.222 W/kg

Maximum value of SAR (measured) = 0.598 W/kg

