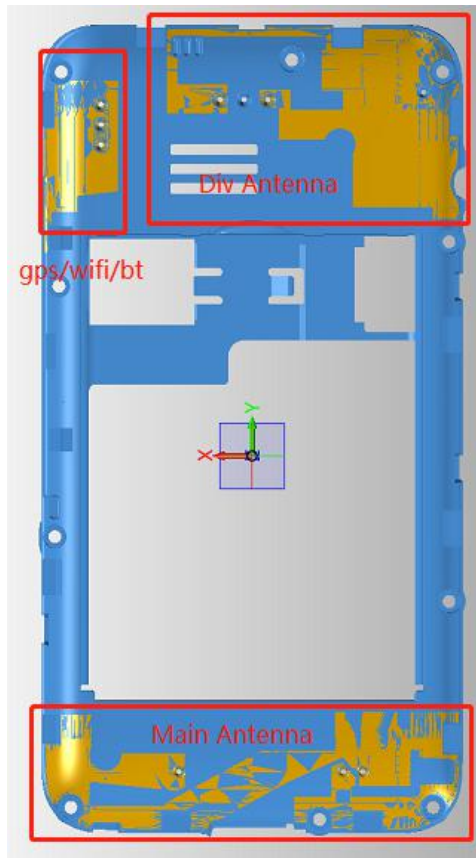
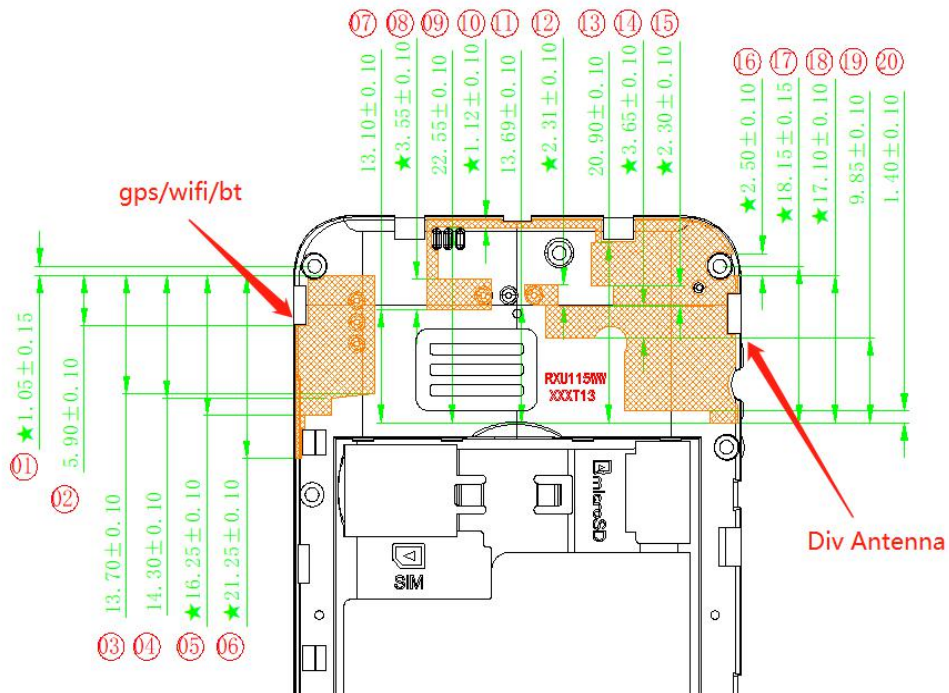


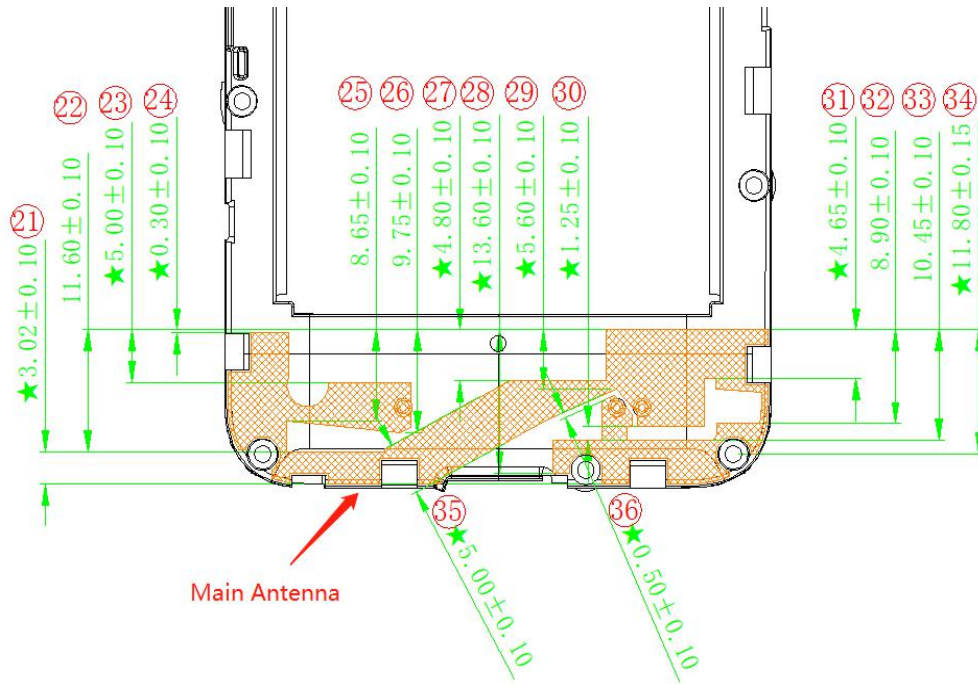
B200VL Antenna Report

1. Antenna Location



2. Antenna Pattern



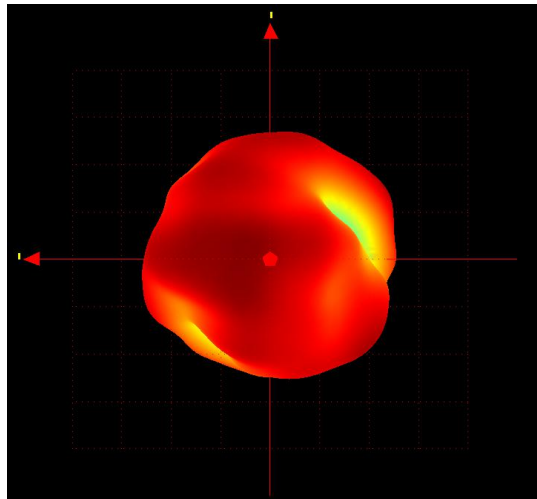


3. Antenna Passive Gain

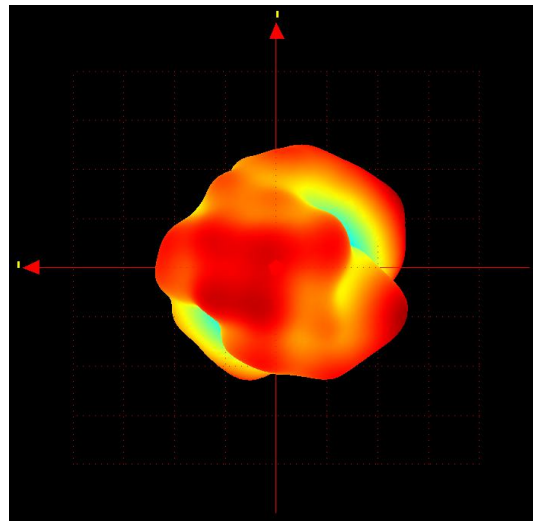
Band	Main Antenna(dBi)		Div Antenna(dBi)		Band	WCN Antenna(dBi)	
	Peak	Average	Peak	Average		Peak	Average
WB2	1.98	-2.64	-2.41	-2.31	GPS	0.9	-3.1
WB4	2.68	-2.57	3.61	-3.08	BT/WiFi	2.4	-3.4
WB5	-1.46	-5.25	-1.69	-5.46			
LTE B2	1.98	-2.64	-2.41	-2.31			
LTE B4	2.68	-2.57	3.61	-3.08			
LTE B5	-1.46	-5.25	-1.69	-5.46			
LTE B12	-0.99	-4.75	-3.87	-7.73			
LTE B13	-1.16	-4.63	-3.24	-6.65			
LTE B66	2.68	-2.57	3.61	-3.08			

4. Simple Antenna Pattern Plot

a. Main Antenna



b. Div Antenna



c. GPS/BT/WiFi Antenna

