

**Test Plot 1#: GSM 850\_Head Left Cheek\_Low****DUT: Smart Phone; Type: ADVANCE L5; Serial: 19053100121**

Communication System: Generic GSM; Frequency: 824.2 MHz; Duty Cycle: 1:8

Medium parameters used:  $f = 824.2$  MHz;  $\sigma = 0.866$  S/m;  $\epsilon_r = 42.368$ ;  $\rho = 1000$  kg/m<sup>3</sup> ;

Phantom section: Left Section

DASY5 Configuration:

- Probe: EX3DV4 - SN7329; ConvF(10.01, 10.01, 10.01); Calibrated: 2018/9/30;
- Sensor-Surface: 1.4mm (Mechanical Surface Detection)
- Electronics: DAE4 Sn772; Calibrated: 2018/9/28
- Phantom: Twin SAM; Type: Twin SAM V5.0; Serial: 1412
- Measurement SW: DASY52, Version 52.8 (8);

**Area Scan (101x61x1):** Interpolated grid: dx=1.500 mm, dy=1.500 mm

Maximum value of SAR (interpolated) = 0.241 W/kg


**Zoom Scan (5x6x7)/Cube 0:** Measurement grid: dx=8mm, dy=8mm, dz=5mm

Reference Value = 4.850 V/m; Power Drift = -0.02 dB

Peak SAR (extrapolated) = 0.251 W/kg

**SAR(1 g) = 0.199 W/kg; SAR(10 g) = 0.153 W/kg**

Maximum value of SAR (measured) = 0.231 W/kg



**Test Plot 2#: GSM 850\_Head Left Cheek\_Middle****DUT: Smart Phone; Type: ADVANCE L5; Serial: 19053100121**

Communication System: Generic GSM; Frequency: 836.6 MHz; Duty Cycle: 1:8  
Medium parameters used:  $f = 836.6$  MHz;  $\sigma = 0.876$  S/m;  $\epsilon_r = 42.133$ ;  $\rho = 1000$  kg/m<sup>3</sup> ;  
Phantom section: Left Section

DASY5 Configuration:

- Probe: EX3DV4 - SN7329; ConvF(10.01, 10.01, 10.01); Calibrated: 2018/9/30;
- Sensor-Surface: 1.4mm (Mechanical Surface Detection)
- Electronics: DAE4 Sn772; Calibrated: 2018/9/28
- Phantom: Twin SAM; Type: Twin SAM V5.0; Serial: 1412
- Measurement SW: DASY52, Version 52.8 (8);

**Area Scan (101x61x1):** Interpolated grid: dx=1.500 mm, dy=1.500 mm

Maximum value of SAR (interpolated) = 0.308 W/kg


**Zoom Scan (5x6x7)/Cube 0:** Measurement grid: dx=8mm, dy=8mm, dz=5mm

Reference Value = 4.823 V/m; Power Drift = 0.01 dB

Peak SAR (extrapolated) = 0.325 W/kg

**SAR(1 g) = 0.256 W/kg; SAR(10 g) = 0.195 W/kg**

Maximum value of SAR (measured) = 0.301 W/kg



0 dB = 0.301 W/kg = -5.21 dBW/kg

**Test Plot 3#: GSM 850\_Head Left Cheek\_High****DUT: Smart Phone; Type: ADVANCE L5; Serial: 19053100121**

Communication System: Generic GSM; Frequency: 848.8 MHz; Duty Cycle: 1:8  
Medium parameters used:  $f = 848.8$  MHz;  $\sigma = 0.89$  S/m;  $\epsilon_r = 41.913$ ;  $\rho = 1000$  kg/m<sup>3</sup> ;  
Phantom section: Left Section

DASY5 Configuration:

- Probe: EX3DV4 - SN7329; ConvF(10.01, 10.01, 10.01); Calibrated: 2018/9/30;
- Sensor-Surface: 1.4mm (Mechanical Surface Detection)
- Electronics: DAE4 Sn772; Calibrated: 2018/9/28
- Phantom: Twin SAM; Type: Twin SAM V5.0; Serial: 1412
- Measurement SW: DASY52, Version 52.8 (8);

**Area Scan (101x61x1):** Interpolated grid: dx=1.500 mm, dy=1.500 mm

Maximum value of SAR (interpolated) = 0.422 W/kg


**Zoom Scan (5x6x7)/Cube 0:** Measurement grid: dx=8mm, dy=8mm, dz=5mm

Reference Value = 6.466 V/m; Power Drift = -0.13 dB

Peak SAR (extrapolated) = 0.441 W/kg

**SAR(1 g) = 0.345 W/kg; SAR(10 g) = 0.263 W/kg**

Maximum value of SAR (measured) = 0.409 W/kg



0 dB = 0.409 W/kg = -3.88 dBW/kg

**Test Plot 4#: GSM 850\_Head Left Tilt\_Middle****DUT: Smart Phone; Type: ADVANCE L5; Serial: 19053100121**

Communication System: Generic GSM; Frequency: 836.6 MHz; Duty Cycle: 1:8

Medium parameters used:  $f = 836.6$  MHz;  $\sigma = 0.876$  S/m;  $\epsilon_r = 42.133$ ;  $\rho = 1000$  kg/m<sup>3</sup> ;

Phantom section: Left Section

DASY5 Configuration:

- Probe: EX3DV4 - SN7329; ConvF(10.01, 10.01, 10.01); Calibrated: 2018/9/30;
- Sensor-Surface: 1.4mm (Mechanical Surface Detection)
- Electronics: DAE4 Sn772; Calibrated: 2018/9/28
- Phantom: Twin SAM; Type: Twin SAM V5.0; Serial: 1412
- Measurement SW: DASY52, Version 52.8 (8);

**Area Scan (101x61x1):** Interpolated grid: dx=1.500 mm, dy=1.500 mm

Maximum value of SAR (interpolated) = 0.141 W/kg

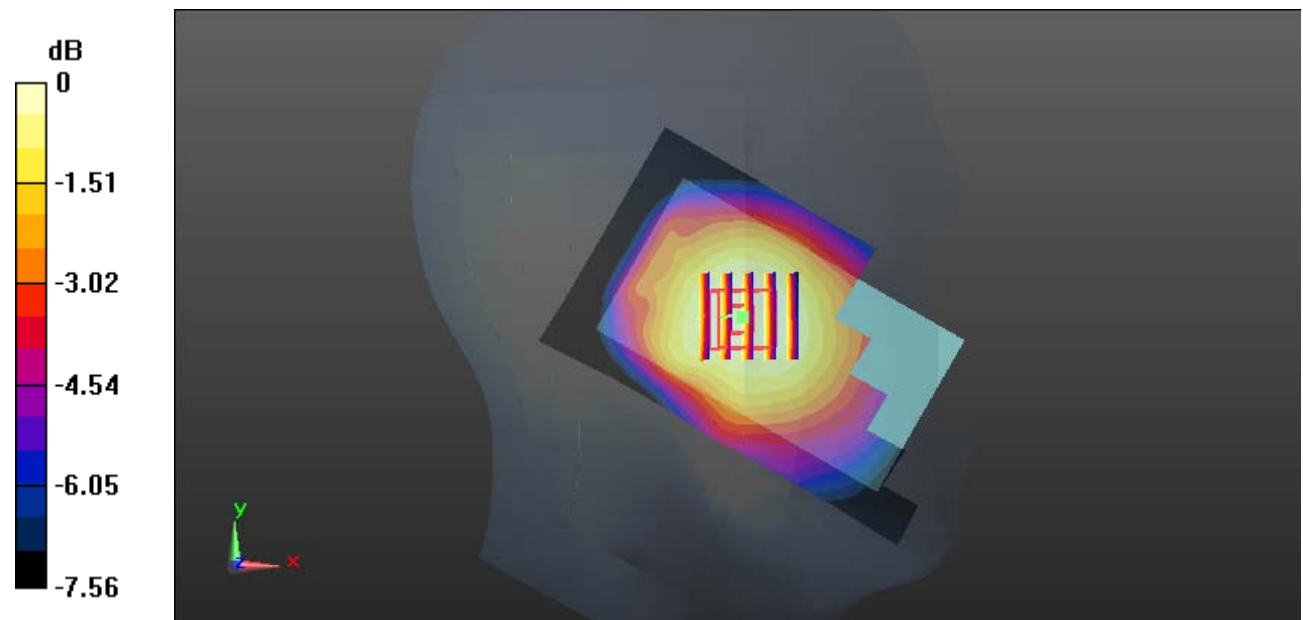
**Zoom Scan (5x5x7)/Cube 0:** Measurement grid: dx=8mm, dy=8mm, dz=5mm

Reference Value = 8.010 V/m; Power Drift = 0.10 dB

Peak SAR (extrapolated) = 0.150 W/kg

**SAR(1 g) = 0.123 W/kg; SAR(10 g) = 0.097 W/kg**

Maximum value of SAR (measured) = 0.140 W/kg



0 dB = 0.140 W/kg = -8.54 dBW/kg

**Test Plot 5#: GSM 850\_Head Right Cheek\_Middle****DUT: Smart Phone; Type: ADVANCE L5; Serial: 19053100121**

Communication System: Generic GSM; Frequency: 836.6 MHz; Duty Cycle: 1:8

Medium parameters used:  $f = 836.6$  MHz;  $\sigma = 0.876$  S/m;  $\epsilon_r = 42.133$ ;  $\rho = 1000$  kg/m<sup>3</sup> ;

Phantom section: Right Section

DASY5 Configuration:

- Probe: EX3DV4 - SN7329; ConvF(10.01, 10.01, 10.01); Calibrated: 2018/9/30;
- Sensor-Surface: 1.4mm (Mechanical Surface Detection)
- Electronics: DAE4 Sn772; Calibrated: 2018/9/28
- Phantom: Twin SAM; Type: Twin SAM V5.0; Serial: 1412
- Measurement SW: DASY52, Version 52.8 (8);

**Area Scan (101x61x1):** Interpolated grid: dx=1.500 mm, dy=1.500 mm

Maximum value of SAR (interpolated) = 0.250 W/kg

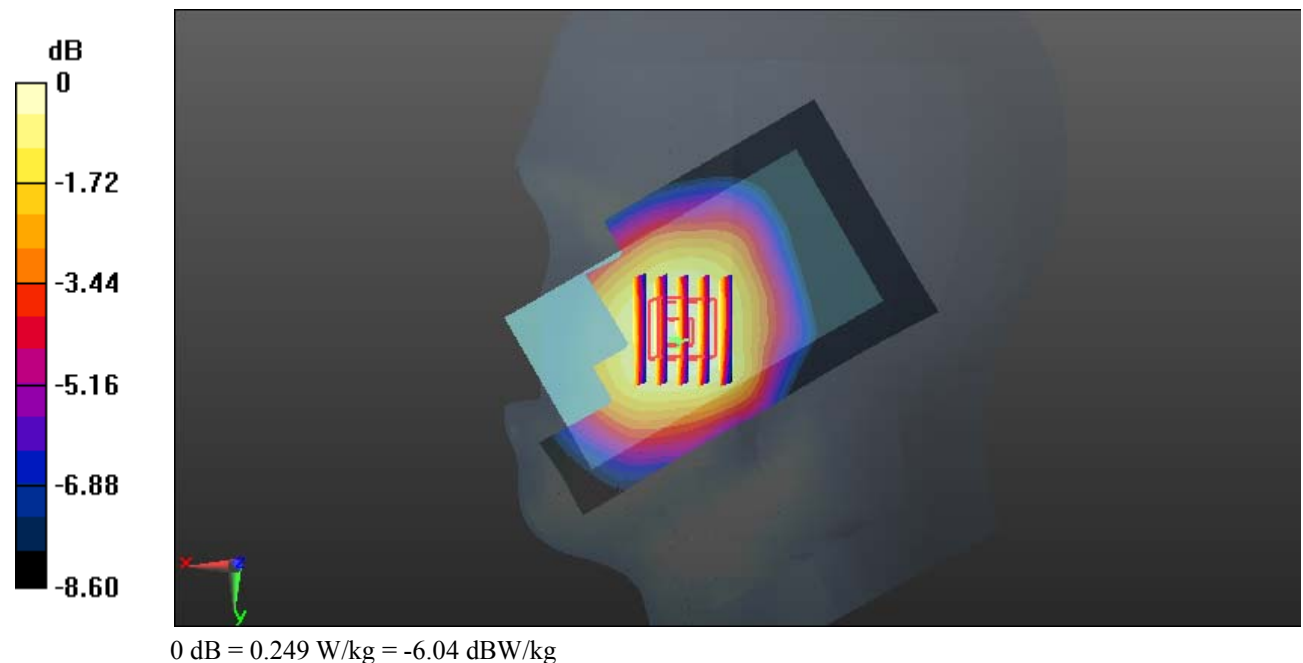
**Zoom Scan (5x6x7)/Cube 0:** Measurement grid: dx=8mm, dy=8mm, dz=5mm

Reference Value = 4.251 V/m; Power Drift = -0.15 dB

Peak SAR (extrapolated) = 0.269 W/kg

**SAR(1 g) = 0.212 W/kg; SAR(10 g) = 0.162 W/kg**

Maximum value of SAR (measured) = 0.249 W/kg



**Test Plot 6#: GSM 850\_Head Right Tilt\_Middle****DUT: Smart Phone; Type: ADVANCE L5; Serial: 19053100121**

Communication System: Generic GSM; Frequency: 836.6 MHz; Duty Cycle: 1:8

Medium parameters used:  $f = 836.6$  MHz;  $\sigma = 0.876$  S/m;  $\epsilon_r = 42.133$ ;  $\rho = 1000$  kg/m<sup>3</sup> ;

Phantom section: Right Section

DASY5 Configuration:

- Probe: EX3DV4 - SN7329; ConvF(10.01, 10.01, 10.01); Calibrated: 2018/9/30;
- Sensor-Surface: 1.4mm (Mechanical Surface Detection)
- Electronics: DAE4 Sn772; Calibrated: 2018/9/28
- Phantom: Twin SAM; Type: Twin SAM V5.0; Serial: 1412
- Measurement SW: DASY52, Version 52.8 (8);

**Area Scan (101x61x1):** Interpolated grid: dx=1.500 mm, dy=1.500 mm

Maximum value of SAR (interpolated) = 0.120 W/kg


**Zoom Scan (5x5x7)/Cube 0:** Measurement grid: dx=8mm, dy=8mm, dz=5mm

Reference Value = 7.857 V/m; Power Drift = -0.01 dB

Peak SAR (extrapolated) = 0.129 W/kg

**SAR(1 g) = 0.104 W/kg; SAR(10 g) = 0.082 W/kg**

Maximum value of SAR (measured) = 0.120 W/kg



**Test Plot 7#: GSM 850\_Body Worn Back\_Middle****DUT: Smart Phone; Type: ADVANCE L5; Serial: 19053100121**

Communication System: Generic GSM; Frequency: 836.6 MHz; Duty Cycle: 1:8

Medium parameters used:  $f = 836.6$  MHz;  $\sigma = 0.964$  S/m;  $\epsilon_r = 56.934$ ;  $\rho = 1000$  kg/m<sup>3</sup> ;

Phantom section: Right Section

DASY5 Configuration:

- Probe: EX3DV4 - SN7329; ConvF(10.23, 10.23, 10.23); Calibrated: 2018/9/30;
- Sensor-Surface: 1.4mm (Mechanical Surface Detection)
- Electronics: DAE4 Sn772; Calibrated: 2018/9/28
- Phantom: Triple Flat Phantom 5.1C; Type: QD 000 P51 CA; Serial: Serial: 1130
- Measurement SW: DASY52, Version 52.8 (8);

**Area Scan (101x61x1):** Interpolated grid: dx=1.500 mm, dy=1.500 mm

Maximum value of SAR (interpolated) = 0.698 W/kg

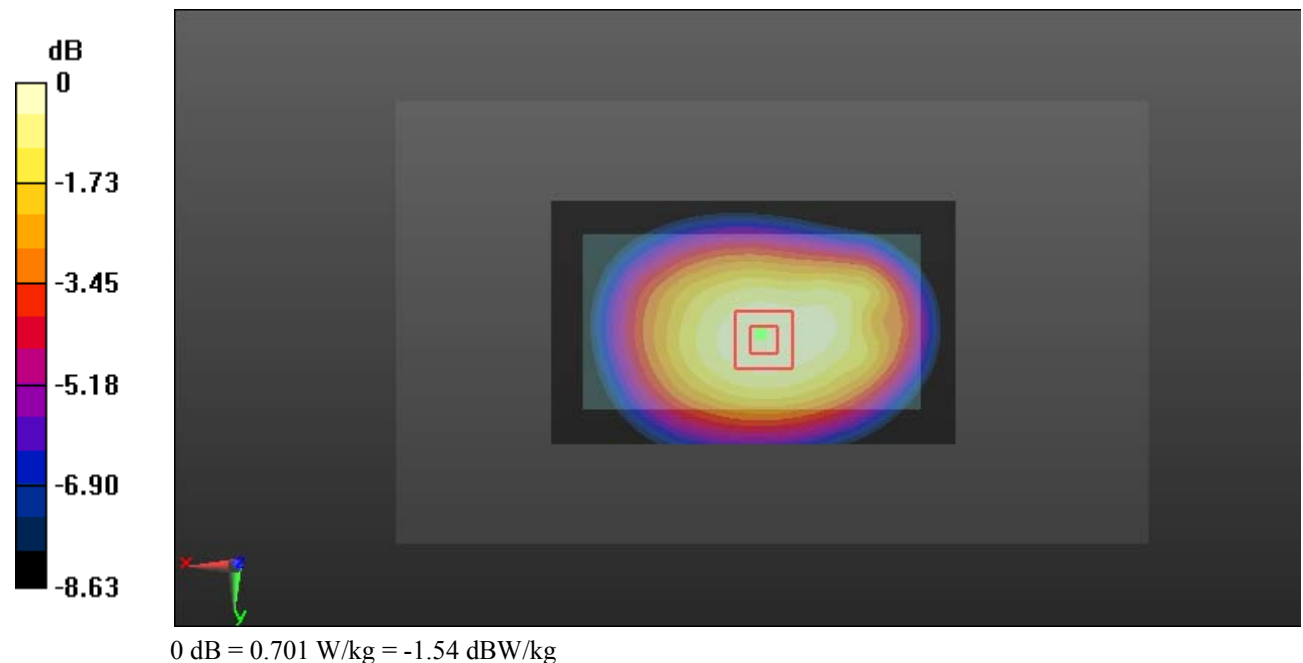
**Zoom Scan (5x5x7)/Cube 0:** Measurement grid: dx=8mm, dy=8mm, dz=5mm

Reference Value = 27.29 V/m; Power Drift = -0.08 dB

Peak SAR (extrapolated) = 0.770 W/kg

**SAR(1 g) = 0.573 W/kg; SAR(10 g) = 0.424 W/kg**

Maximum value of SAR (measured) = 0.701 W/kg



**Test Plot 8#: GSM 850\_Body Back\_Low****DUT: Smart Phone; Type: ADVANCE L5; Serial: 19053100121**

Communication System: Generic GPRS-3 slots; Frequency: 824.2 MHz; Duty Cycle: 1:2.66

Medium parameters used:  $f = 824.2$  MHz;  $\sigma = 0.945$  S/m;  $\epsilon_r = 57.285$ ;  $\rho = 1000$  kg/m<sup>3</sup> ;

Phantom section: Right Section

DASY5 Configuration:

- Probe: EX3DV4 - SN7329; ConvF(10.23, 10.23, 10.23); Calibrated: 2018/9/30;
- Sensor-Surface: 1.4mm (Mechanical Surface Detection)
- Electronics: DAE4 Sn772; Calibrated: 2018/9/28
- Phantom: Triple Flat Phantom 5.1C; Type: QD 000 P51 CA; Serial: Serial: 1130
- Measurement SW: DASY52, Version 52.8 (8);

**Area Scan (101x61x1):** Interpolated grid: dx=1.500 mm, dy=1.500 mm

Maximum value of SAR (interpolated) = 1.08 W/kg


**Zoom Scan (5x5x7)/Cube 0:** Measurement grid: dx=8mm, dy=8mm, dz=5mm

Reference Value = 34.93 V/m; Power Drift = -0.04 dB

Peak SAR (extrapolated) = 1.19 W/kg

**SAR(1 g) = 0.885 W/kg; SAR(10 g) = 0.658 W/kg**

Maximum value of SAR (measured) = 1.09 W/kg





**Test Plot 9#: GSM 850\_Body Back\_Middle****DUT: Smart Phone; Type: ADVANCE L5; Serial: 19053100121**

Communication System: Generic GPRS-3 slots; Frequency: 836.6 MHz; Duty Cycle: 1:2.66  
 Medium parameters used:  $f = 836.6$  MHz;  $\sigma = 0.964$  S/m;  $\epsilon_r = 56.934$ ;  $\rho = 1000$  kg/m<sup>3</sup> ;  
 Phantom section: Right Section

DASY5 Configuration:

- Probe: EX3DV4 - SN7329; ConvF(10.23, 10.23, 10.23); Calibrated: 2018/9/30;
- Sensor-Surface: 1.4mm (Mechanical Surface Detection)
- Electronics: DAE4 Sn772; Calibrated: 2018/9/28
- Phantom: Triple Flat Phantom 5.1C; Type: QD 000 P51 CA; Serial: Serial: 1130
- Measurement SW: DASY52, Version 52.8 (8);

**Area Scan (101x61x1):** Interpolated grid: dx=1.500 mm, dy=1.500 mm

Maximum value of SAR (interpolated) = 1.09 W/kg


**Zoom Scan (5x5x7)/Cube 0:** Measurement grid: dx=8mm, dy=8mm, dz=5mm

Reference Value = 35.01 V/m; Power Drift = -0.14 dB

Peak SAR (extrapolated) = 1.20 W/kg

**SAR(1 g) = 0.889 W/kg; SAR(10 g) = 0.657 W/kg**

Maximum value of SAR (measured) = 1.09 W/kg



**Test Plot 10#: GSM 850\_Body Back\_High****DUT: Smart Phone; Type: ADVANCE L5; Serial: 19053100121**

Communication System: Generic GPRS-3 slots; Frequency: 848.8 MHz; Duty Cycle: 1:2.66

Medium parameters used:  $f = 848.8$  MHz;  $\sigma = 0.977$  S/m;  $\epsilon_r = 56.816$ ;  $\rho = 1000$  kg/m<sup>3</sup> ;

Phantom section: Right Section

DASY5 Configuration:

- Probe: EX3DV4 - SN7329; ConvF(10.23, 10.23, 10.23); Calibrated: 2018/9/30;
- Sensor-Surface: 1.4mm (Mechanical Surface Detection)
- Electronics: DAE4 Sn772; Calibrated: 2018/9/28
- Phantom: Triple Flat Phantom 5.1C; Type: QD 000 P51 CA; Serial: Serial: 1130
- Measurement SW: DASY52, Version 52.8 (8);

**Area Scan (101x61x1):** Interpolated grid: dx=1.500 mm, dy=1.500 mm

Maximum value of SAR (interpolated) = 1.07 W/kg

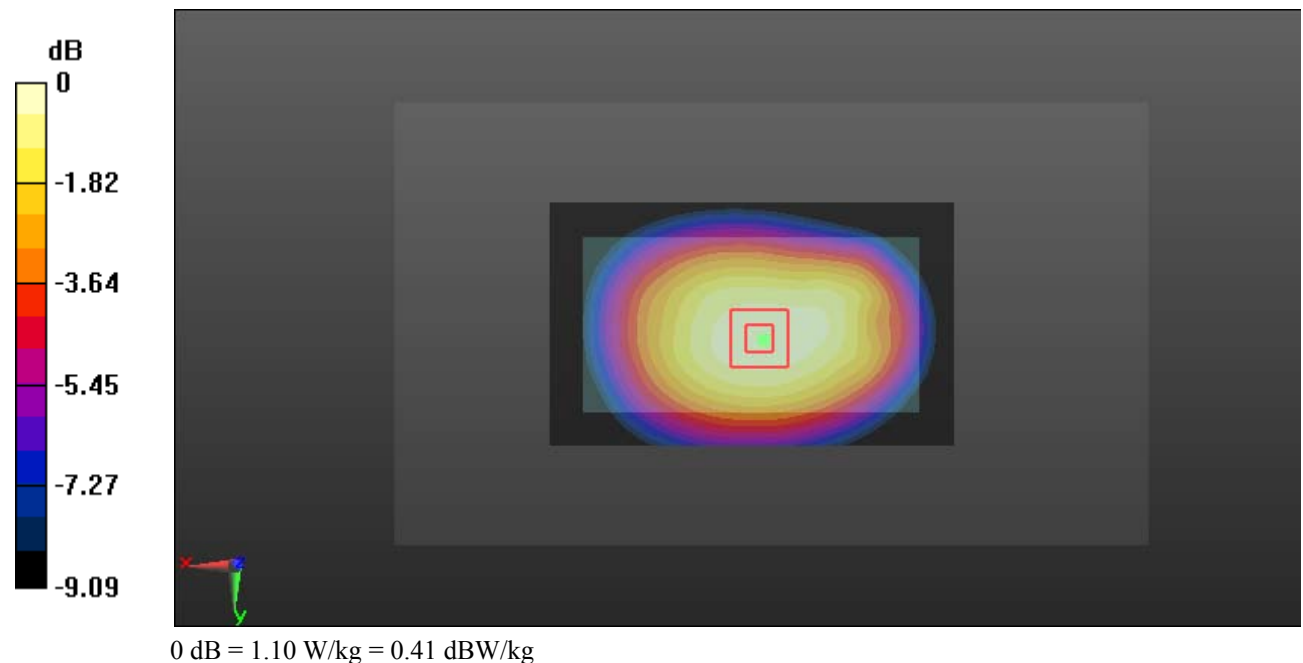
**Zoom Scan (5x5x7)/Cube 0:** Measurement grid: dx=8mm, dy=8mm, dz=5mm

Reference Value = 33.87 V/m; Power Drift = -0.02 dB

Peak SAR (extrapolated) = 1.21 W/kg

**SAR(1 g) = 0.891 W/kg; SAR(10 g) = 0.658 W/kg**

Maximum value of SAR (measured) = 1.10 W/kg



**Test Plot 11#: GSM 850\_Body Left\_Middle****DUT: Smart Phone; Type: ADVANCE L5; Serial: 19053100121**

Communication System: Generic GPRS-3 slots; Frequency: 836.6 MHz; Duty Cycle: 1:2.66  
Medium parameters used:  $f = 836.6$  MHz;  $\sigma = 0.964$  S/m;  $\epsilon_r = 56.934$ ;  $\rho = 1000$  kg/m<sup>3</sup> ;  
Phantom section: Right Section

DASY5 Configuration:

- Probe: EX3DV4 - SN7329; ConvF(10.23, 10.23, 10.23); Calibrated: 2018/9/30;
- Sensor-Surface: 1.4mm (Mechanical Surface Detection)
- Electronics: DAE4 Sn772; Calibrated: 2018/9/28
- Phantom: Triple Flat Phantom 5.1C; Type: QD 000 P51 CA; Serial: Serial: 1130
- Measurement SW: DASY52, Version 52.8 (8);

**Area Scan (101x41x1):** Interpolated grid: dx=1.500 mm, dy=1.500 mm

Maximum value of SAR (interpolated) = 0.679 W/kg


**Zoom Scan (5x5x7)/Cube 0:** Measurement grid: dx=8mm, dy=8mm, dz=5mm

Reference Value = 26.54 V/m; Power Drift = -0.12 dB

Peak SAR (extrapolated) = 0.789 W/kg

**SAR(1 g) = 0.527 W/kg; SAR(10 g) = 0.362 W/kg**

Maximum value of SAR (measured) = 0.698 W/kg



**Test Plot 12#: GSM 850\_Body Bottom\_Middle****DUT: Smart Phone; Type: ADVANCE L5; Serial: 19053100121**

Communication System: Generic GPRS-3 slots; Frequency: 836.6 MHz; Duty Cycle: 1:2.66

Medium parameters used:  $f = 836.6$  MHz;  $\sigma = 0.964$  S/m;  $\epsilon_r = 56.934$ ;  $\rho = 1000$  kg/m<sup>3</sup> ;

Phantom section: Right Section

DASY5 Configuration:

- Probe: EX3DV4 - SN7329; ConvF(10.23, 10.23, 10.23); Calibrated: 2018/9/30;
- Sensor-Surface: 1.4mm (Mechanical Surface Detection)
- Electronics: DAE4 Sn772; Calibrated: 2018/9/28
- Phantom: Triple Flat Phantom 5.1C; Type: QD 000 P51 CA; Serial: Serial: 1130
- Measurement SW: DASY52, Version 52.8 (8);

**Area Scan (41x61x1):** Interpolated grid: dx=1.500 mm, dy=1.500 mm

Maximum value of SAR (interpolated) = 0.157 W/kg

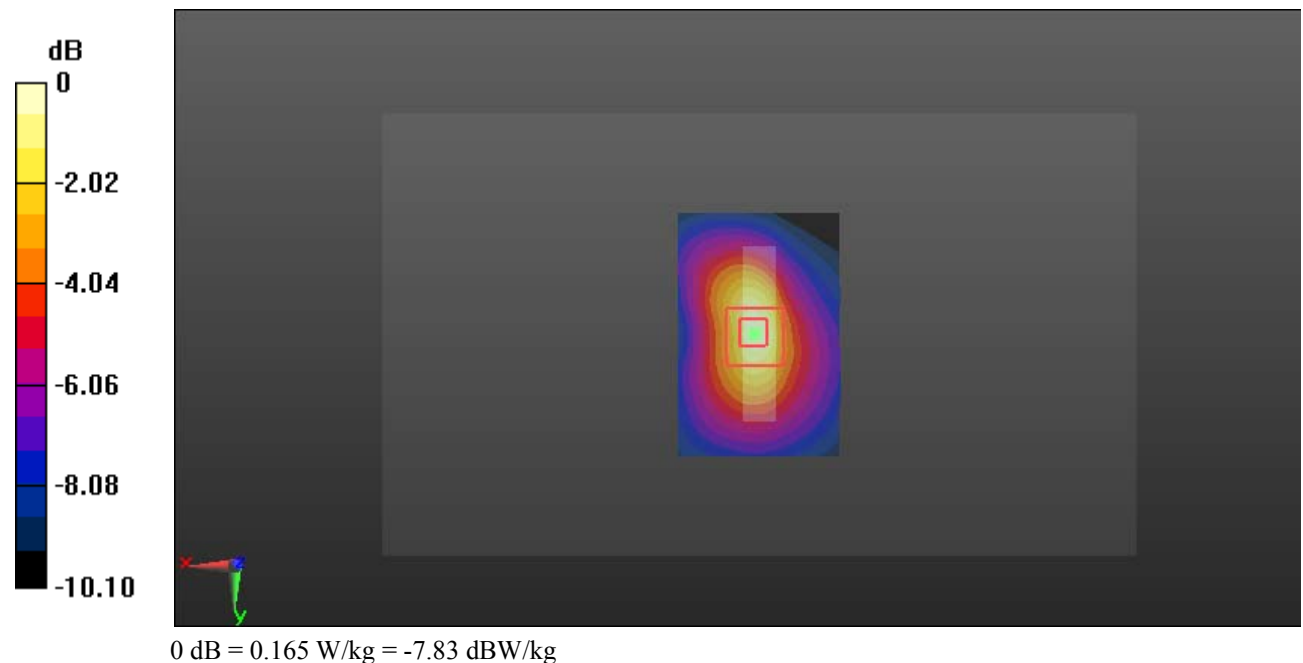
**Zoom Scan (5x5x7)/Cube 0:** Measurement grid: dx=8mm, dy=8mm, dz=5mm

Reference Value = 12.96 V/m; Power Drift = -0.11 dB

Peak SAR (extrapolated) = 0.218 W/kg

**SAR(1 g) = 0.101 W/kg; SAR(10 g) = 0.056 W/kg**

Maximum value of SAR (measured) = 0.165 W/kg



**Test Plot 13#: PCS 1900\_Head Left Cheek\_Middle****DUT: Smart Phone; Type: ADVANCE L5; Serial: 19053100121**

Communication System: Generic GSM; Frequency: 1880 MHz; Duty Cycle: 1:8  
Medium parameters used:  $f = 1880$  MHz;  $\sigma = 1.369$  S/m;  $\epsilon_r = 40.376$ ;  $\rho = 1000$  kg/m<sup>3</sup> ;  
Phantom section: Left Section

DASY5 Configuration:

- Probe: EX3DV4 - SN7329; ConvF(8.1, 8.1, 8.1); Calibrated: 2018/9/30;
- Sensor-Surface: 1.4mm (Mechanical Surface Detection)
- Electronics: DAE4 Sn772; Calibrated: 2018/9/28
- Phantom: Twin SAM; Type: Twin SAM V5.0; Serial: 1412
- Measurement SW: DASY52, Version 52.8 (8);

**Area Scan (101x61x1):** Interpolated grid: dx=1.500 mm, dy=1.500 mm

Maximum value of SAR (interpolated) = 0.309 W/kg

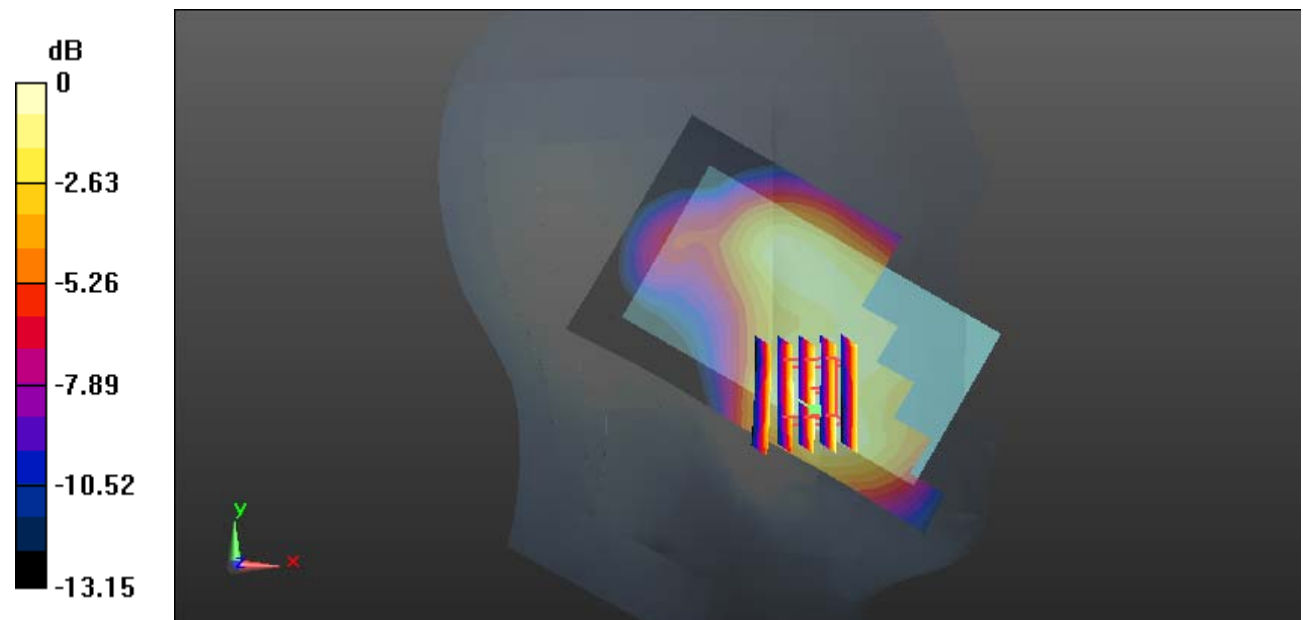
**Zoom Scan (5x6x7)/Cube 0:** Measurement grid: dx=8mm, dy=8mm, dz=5mm

Reference Value = 8.338 V/m; Power Drift = -0.15 dB

Peak SAR (extrapolated) = 0.384 W/kg

**SAR(1 g) = 0.248 W/kg; SAR(10 g) = 0.159 W/kg**

Maximum value of SAR (measured) = 0.334 W/kg



0 dB = 0.334 W/kg = -4.76 dBW/kg

**Test Plot 14#: PCS 1900\_Head Left Tilt\_Middle****DUT: Smart Phone; Type: ADVANCE L5; Serial: 19053100121**

Communication System: Generic GSM; Frequency: 1880 MHz; Duty Cycle: 1:8  
Medium parameters used:  $f = 1880$  MHz;  $\sigma = 1.369$  S/m;  $\epsilon_r = 40.376$ ;  $\rho = 1000$  kg/m<sup>3</sup> ;  
Phantom section: Left Section

DASY5 Configuration:

- Probe: EX3DV4 - SN7329; ConvF(8.1, 8.1, 8.1); Calibrated: 2018/9/30;
- Sensor-Surface: 1.4mm (Mechanical Surface Detection)
- Electronics: DAE4 Sn772; Calibrated: 2018/9/28
- Phantom: Twin SAM; Type: Twin SAM V5.0; Serial: 1412
- Measurement SW: DASY52, Version 52.8 (8);

**Area Scan (101x61x1):** Interpolated grid: dx=1.500 mm, dy=1.500 mm

Maximum value of SAR (interpolated) = 0.129 W/kg


**Zoom Scan (5x5x7)/Cube 0:** Measurement grid: dx=8mm, dy=8mm, dz=5mm

Reference Value = 10.04 V/m; Power Drift = -0.08 dB

Peak SAR (extrapolated) = 0.142 W/kg

**SAR(1 g) = 0.089 W/kg; SAR(10 g) = 0.055 W/kg**

Maximum value of SAR (measured) = 0.121 W/kg



0 dB = 0.121 W/kg = -9.17 dBW/kg

**Test Plot 15#: PCS 1900\_Head Right Cheek\_Low****DUT: Smart Phone; Type: ADVANCE L5; Serial: 19053100121**

Communication System: Generic GSM; Frequency: 1850.2 MHz; Duty Cycle: 1:8  
Medium parameters used:  $f = 1850.2$  MHz;  $\sigma = 1.338$  S/m;  $\epsilon_r = 40.713$ ;  $\rho = 1000$  kg/m<sup>3</sup> ;  
Phantom section: Right Section

DASY5 Configuration:

- Probe: EX3DV4 - SN7329; ConvF(8.1, 8.1, 8.1); Calibrated: 2018/9/30;
- Sensor-Surface: 1.4mm (Mechanical Surface Detection)
- Electronics: DAE4 Sn772; Calibrated: 2018/9/28
- Phantom: Twin SAM; Type: Twin SAM V5.0; Serial: 1412
- Measurement SW: DASY52, Version 52.8 (8);

**Area Scan (101x61x1):** Interpolated grid: dx=1.500 mm, dy=1.500 mm

Maximum value of SAR (interpolated) = 0.287 W/kg

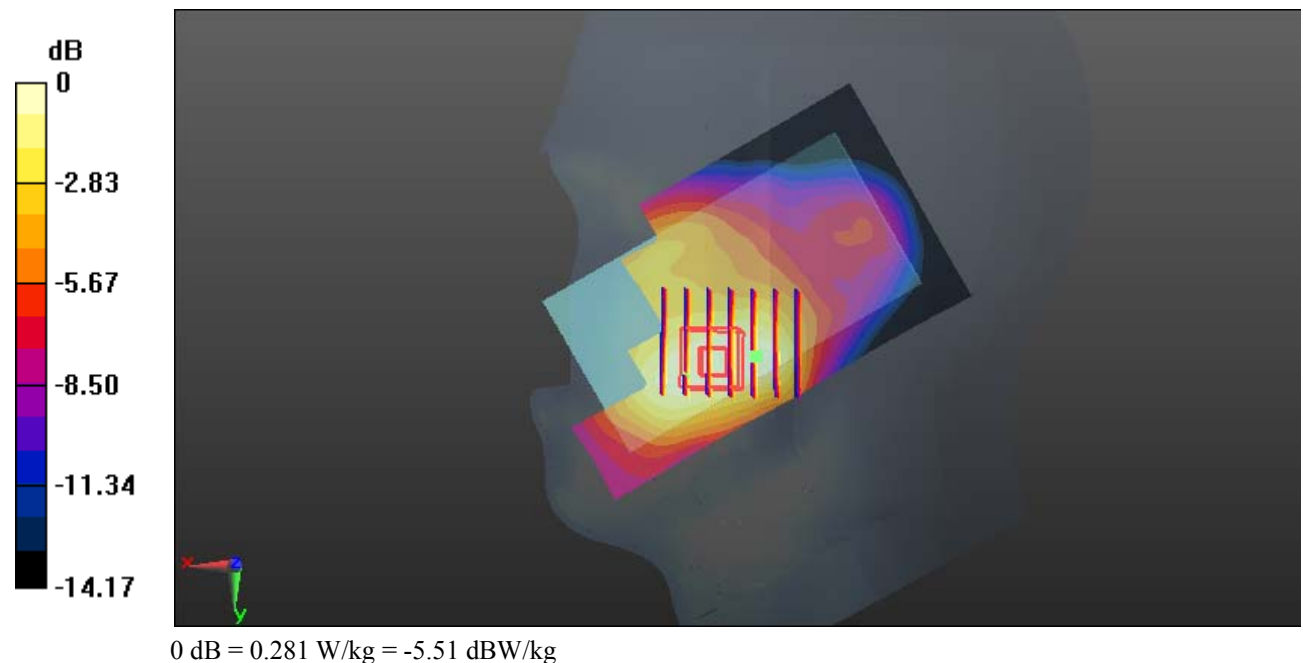
**Zoom Scan (7x6x7)/Cube 0:** Measurement grid: dx=8mm, dy=8mm, dz=5mm

Reference Value = 7.272 V/m; Power Drift = -0.08 dB

Peak SAR (extrapolated) = 0.332 W/kg

**SAR(1 g) = 0.221 W/kg; SAR(10 g) = 0.143 W/kg**

Maximum value of SAR (measured) = 0.281 W/kg



**Test Plot 16#: PCS 1900\_Head Right Cheek\_Middle****DUT: Smart Phone; Type: ADVANCE L5; Serial: 19053100121**

Communication System: Generic GSM; Frequency: 1880 MHz; Duty Cycle: 1:8  
Medium parameters used:  $f = 1880$  MHz;  $\sigma = 1.369$  S/m;  $\epsilon_r = 40.376$ ;  $\rho = 1000$  kg/m<sup>3</sup> ;  
Phantom section: Right Section

DASY5 Configuration:

- Probe: EX3DV4 - SN7329; ConvF(8.1, 8.1, 8.1); Calibrated: 2018/9/30;
- Sensor-Surface: 1.4mm (Mechanical Surface Detection)
- Electronics: DAE4 Sn772; Calibrated: 2018/9/28
- Phantom: Twin SAM; Type: Twin SAM V5.0; Serial: 1412
- Measurement SW: DASY52, Version 52.8 (8);

**Area Scan (101x61x1):** Interpolated grid: dx=1.500 mm, dy=1.500 mm

Maximum value of SAR (interpolated) = 0.470 W/kg


**Zoom Scan (5x5x7)/Cube 0:** Measurement grid: dx=8mm, dy=8mm, dz=5mm

Reference Value = 8.570 V/m; Power Drift = -0.12 dB

Peak SAR (extrapolated) = 0.537 W/kg

**SAR(1 g) = 0.343 W/kg; SAR(10 g) = 0.215 W/kg**

Maximum value of SAR (measured) = 0.461 W/kg





**Test Plot 17#: PCS 1900\_Head Right Cheek\_High****DUT: Smart Phone; Type: ADVANCE L5; Serial: 19053100121**

Communication System: Generic GSM; Frequency: 1909.8 MHz; Duty Cycle: 1:8  
Medium parameters used:  $f = 1909.8$  MHz;  $\sigma = 1.397$  S/m;  $\epsilon_r = 40.338$ ;  $\rho = 1000$  kg/m<sup>3</sup> ;  
Phantom section: Right Section

DASY5 Configuration:

- Probe: EX3DV4 - SN7329; ConvF(8.1, 8.1, 8.1); Calibrated: 2018/9/30;
- Sensor-Surface: 1.4mm (Mechanical Surface Detection)
- Electronics: DAE4 Sn772; Calibrated: 2018/9/28
- Phantom: Twin SAM; Type: Twin SAM V5.0; Serial: 1412
- Measurement SW: DASY52, Version 52.8 (8);

**Area Scan (101x61x1):** Interpolated grid: dx=1.500 mm, dy=1.500 mm

Maximum value of SAR (interpolated) = 0.291 W/kg

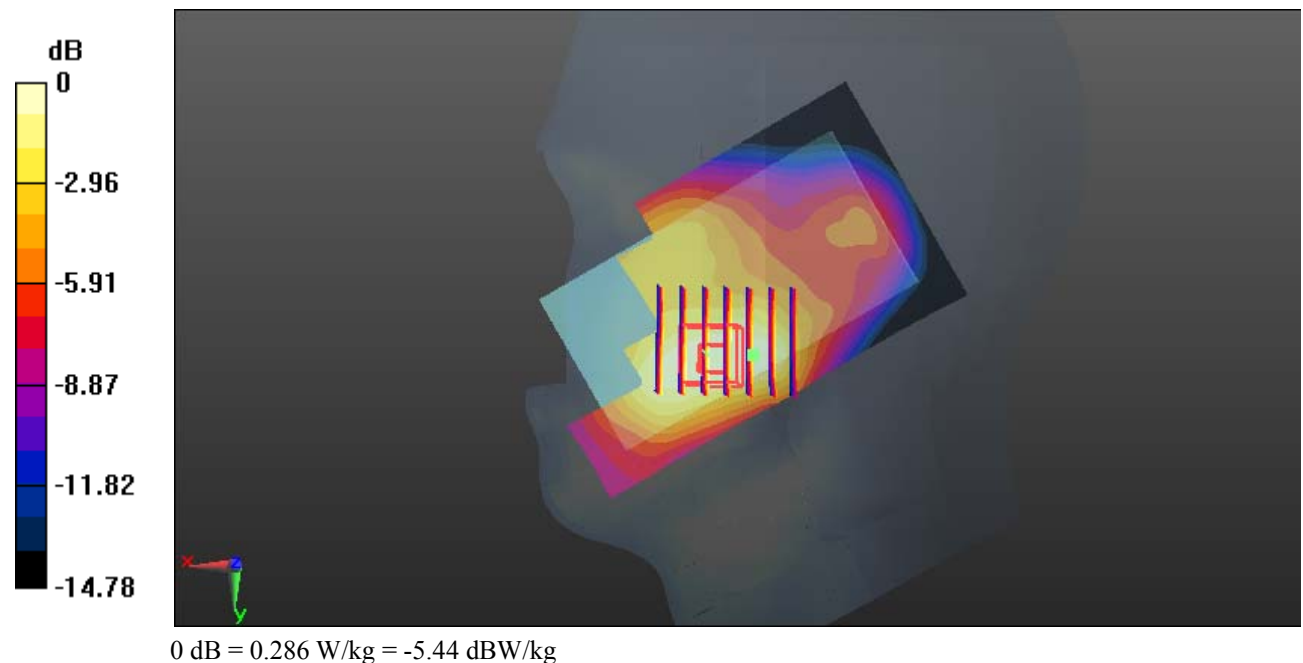
**Zoom Scan (7x6x7)/Cube 0:** Measurement grid: dx=8mm, dy=8mm, dz=5mm

Reference Value = 8.066 V/m; Power Drift = 0.07 dB

Peak SAR (extrapolated) = 0.336 W/kg

**SAR(1 g) = 0.217 W/kg; SAR(10 g) = 0.137 W/kg**

Maximum value of SAR (measured) = 0.286 W/kg



**Test Plot 18#: PCS 1900\_Head Right Tilt\_Middle****DUT: Smart Phone; Type: ADVANCE L5; Serial: 19053100121**

Communication System: Generic GSM; Frequency: 1880 MHz; Duty Cycle: 1:8  
Medium parameters used:  $f = 1880$  MHz;  $\sigma = 1.369$  S/m;  $\epsilon_r = 40.376$ ;  $\rho = 1000$  kg/m<sup>3</sup> ;  
Phantom section: Right Section

DASY5 Configuration:

- Probe: EX3DV4 - SN7329; ConvF(8.1, 8.1, 8.1); Calibrated: 2018/9/30;
- Sensor-Surface: 1.4mm (Mechanical Surface Detection)
- Electronics: DAE4 Sn772; Calibrated: 2018/9/28
- Phantom: Twin SAM; Type: Twin SAM V5.0; Serial: 1412
- Measurement SW: DASY52, Version 52.8 (8);

**Area Scan (101x61x1):** Interpolated grid: dx=1.500 mm, dy=1.500 mm

Maximum value of SAR (interpolated) = 0.170 W/kg

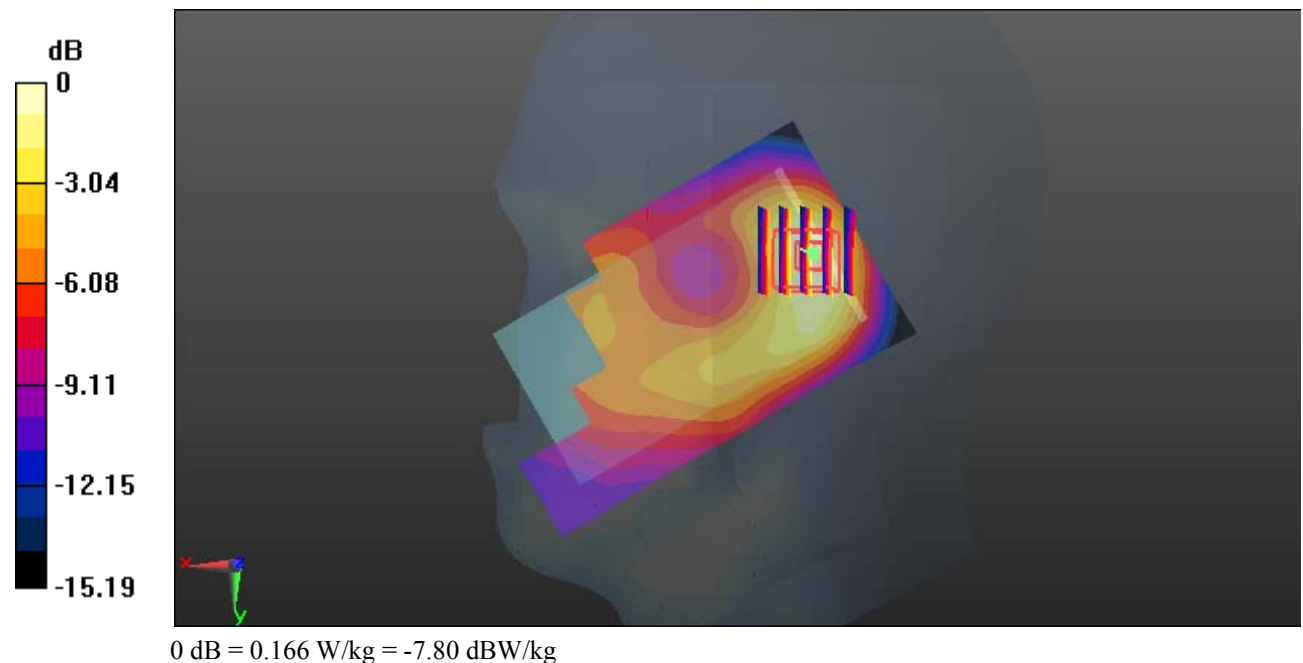
**Zoom Scan (5x5x7)/Cube 0:** Measurement grid: dx=8mm, dy=8mm, dz=5mm

Reference Value = 11.39 V/m; Power Drift = 0.02 dB

Peak SAR (extrapolated) = 0.191 W/kg

**SAR(1 g) = 0.115 W/kg; SAR(10 g) = 0.067 W/kg**

Maximum value of SAR (measured) = 0.166 W/kg



**Test Plot 19#: PCS 1900\_Body Worn Back\_Middle****DUT: Smart Phone; Type: ADVANCE L5; Serial: 19053100121**

Communication System: Generic GSM; Frequency: 1880 MHz; Duty Cycle: 1:8  
 Medium parameters used:  $f = 1880$  MHz;  $\sigma = 1.487$  S/m;  $\epsilon_r = 54.149$ ;  $\rho = 1000$  kg/m<sup>3</sup> ;  
 Phantom section: Left Section

DASY5 Configuration:

- Probe: EX3DV4 - SN7329; ConvF(7.7, 7.7, 7.7); Calibrated: 2018/9/30;
- Sensor-Surface: 1.4mm (Mechanical Surface Detection)
- Electronics: DAE4 Sn772; Calibrated: 2018/9/28
- Phantom: Triple Flat Phantom 5.1C; Type: QD 000 P51 CA; Serial: Serial: 1130
- Measurement SW: DASY52, Version 52.8 (8);

**Area Scan (101x61x1):** Interpolated grid: dx=1.500 mm, dy=1.500 mm

Maximum value of SAR (interpolated) = 0.553 W/kg

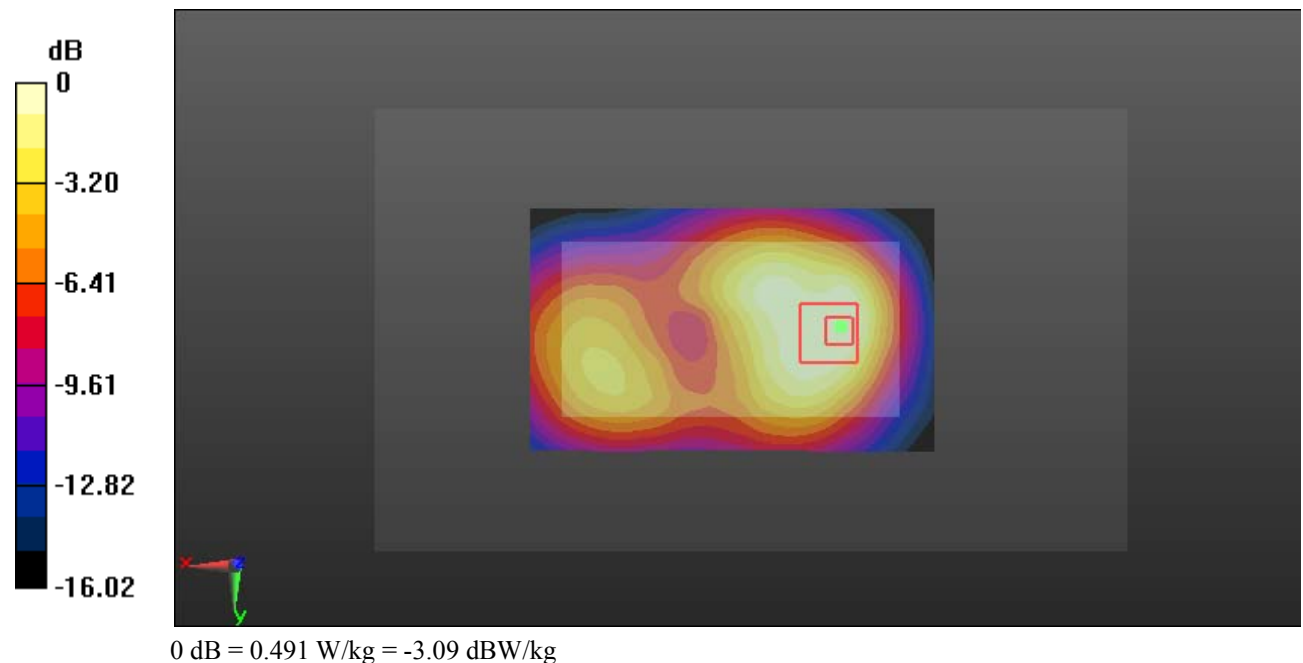
**Zoom Scan (5x5x7)/Cube 0:** Measurement grid: dx=8mm, dy=8mm, dz=5mm

Reference Value = 13.93 V/m; Power Drift = 0.09 dB

Peak SAR (extrapolated) = 0.574 W/kg

**SAR(1 g) = 0.349 W/kg; SAR(10 g) = 0.213 W/kg**

Maximum value of SAR (measured) = 0.491 W/kg



**Test Plot 20#: PCS 1900\_Body Back\_Middle****DUT: Smart Phone; Type: ADVANCE L5; Serial: 19053100121**

Communication System: Generic GPRS-3 slots; Frequency: 1880 MHz; Duty Cycle: 1:2.66

Medium parameters used:  $f = 1880$  MHz;  $\sigma = 1.487$  S/m;  $\epsilon_r = 54.149$ ;  $\rho = 1000$  kg/m<sup>3</sup> ;

Phantom section: Left Section

DASY5 Configuration:

- Probe: EX3DV4 - SN7329; ConvF(7.7, 7.7, 7.7); Calibrated: 2018/9/30;
- Sensor-Surface: 1.4mm (Mechanical Surface Detection)
- Electronics: DAE4 Sn772; Calibrated: 2018/9/28
- Phantom: Triple Flat Phantom 5.1C; Type: QD 000 P51 CA; Serial: Serial: 1130
- Measurement SW: DASY52, Version 52.8 (8);

**Area Scan (101x61x1):** Interpolated grid: dx=1.500 mm, dy=1.500 mm

Maximum value of SAR (interpolated) = 0.707 W/kg

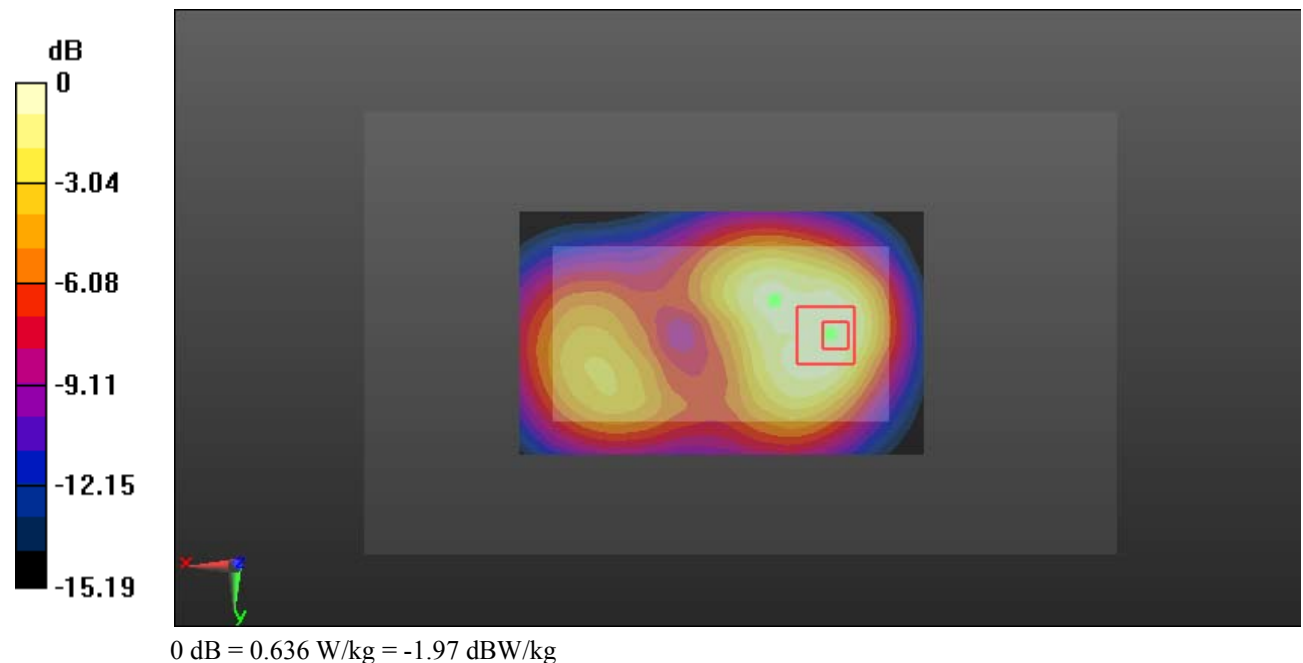
**Zoom Scan (5x5x7)/Cube 0:** Measurement grid: dx=8mm, dy=8mm, dz=5mm

Reference Value = 14.50 V/m; Power Drift = 0.11 dB

Peak SAR (extrapolated) = 0.749 W/kg

**SAR(1 g) = 0.453 W/kg; SAR(10 g) = 0.272 W/kg**

Maximum value of SAR (measured) = 0.636 W/kg



**Test Plot 21#: PCS 1900\_Body Left\_Middle****DUT: Smart Phone; Type: ADVANCE L5; Serial: 19053100121**

Communication System: Generic GPRS-3 slots; Frequency: 1880 MHz; Duty Cycle: 1:2.66

Medium parameters used:  $f = 1880$  MHz;  $\sigma = 1.487$  S/m;  $\epsilon_r = 54.149$ ;  $\rho = 1000$  kg/m<sup>3</sup> ;

Phantom section: Left Section

DASY5 Configuration:

- Probe: EX3DV4 - SN7329; ConvF(7.7, 7.7, 7.7); Calibrated: 2018/9/30;
- Sensor-Surface: 1.4mm (Mechanical Surface Detection)
- Electronics: DAE4 Sn772; Calibrated: 2018/9/28
- Phantom: Triple Flat Phantom 5.1C; Type: QD 000 P51 CA; Serial: Serial: 1130
- Measurement SW: DASY52, Version 52.8 (8);

**Area Scan (101x41x1):** Interpolated grid: dx=1.500 mm, dy=1.500 mm

Maximum value of SAR (interpolated) = 0.180 W/kg


**Zoom Scan (5x5x7)/Cube 0:** Measurement grid: dx=8mm, dy=8mm, dz=5mm

Reference Value = 10.17 V/m; Power Drift = 0.03 dB

Peak SAR (extrapolated) = 0.201 W/kg

**SAR(1 g) = 0.115 W/kg; SAR(10 g) = 0.067 W/kg**

Maximum value of SAR (measured) = 0.168 W/kg



**Test Plot 22#: PCS 1900\_Body Bottom\_Low****DUT: Smart Phone; Type: ADVANCE L5; Serial: 19053100121**

Communication System: Generic GPRS-3 slots; Frequency: 1850.2 MHz; Duty Cycle: 1:2.66  
 Medium parameters used:  $f = 1850.2$  MHz;  $\sigma = 1.464$  S/m;  $\epsilon_r = 54.585$ ;  $\rho = 1000$  kg/m<sup>3</sup> ;  
 Phantom section: Left Section

DASY5 Configuration:

- Probe: EX3DV4 - SN7329; ConvF(7.7, 7.7, 7.7); Calibrated: 2018/9/30;
- Sensor-Surface: 1.4mm (Mechanical Surface Detection)
- Electronics: DAE4 Sn772; Calibrated: 2018/9/28
- Phantom: Triple Flat Phantom 5.1C; Type: QD 000 P51 CA; Serial: Serial: 1130
- Measurement SW: DASY52, Version 52.8 (8);

**Area Scan (41x61x1):** Interpolated grid: dx=1.500 mm, dy=1.500 mm

Maximum value of SAR (interpolated) = 0.736 W/kg

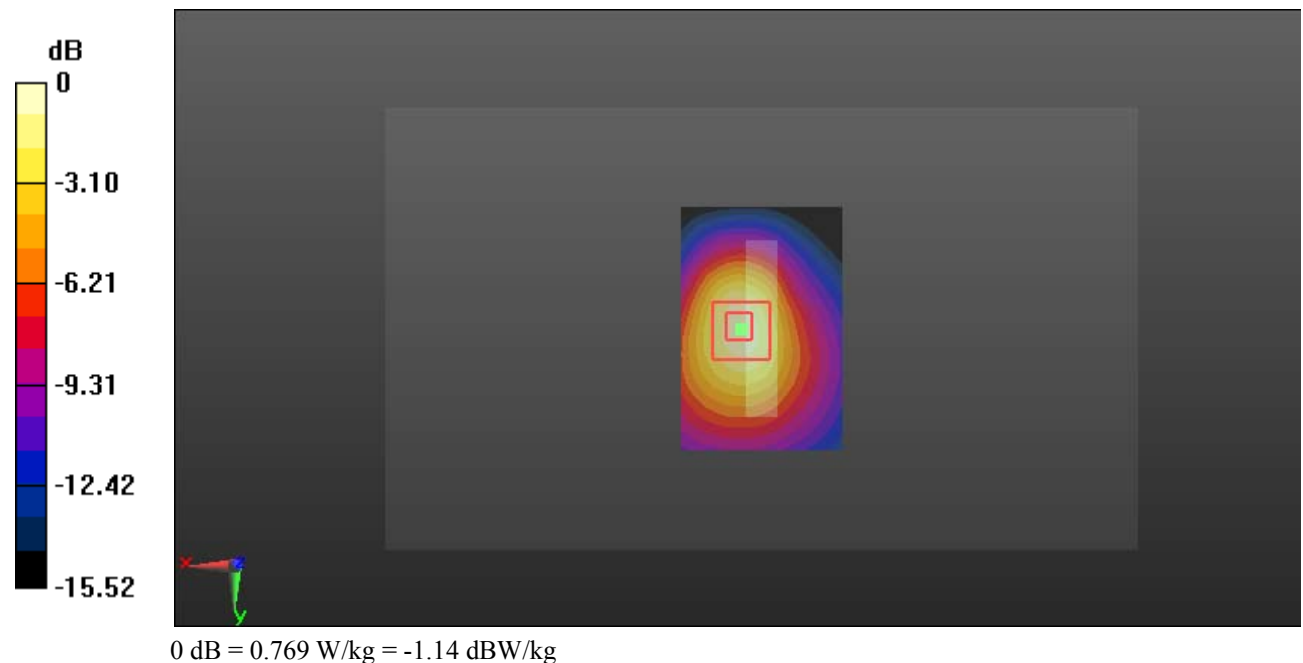
**Zoom Scan (5x5x7)/Cube 0:** Measurement grid: dx=8mm, dy=8mm, dz=5mm

Reference Value = 20.29 V/m; Power Drift = -0.12 dB

Peak SAR (extrapolated) = 0.893 W/kg

**SAR(1 g) = 0.532 W/kg; SAR(10 g) = 0.304 W/kg**

Maximum value of SAR (measured) = 0.769 W/kg



**Test Plot 23#: PCS 1900\_Body Bottom\_Middle****DUT: Smart Phone; Type: ADVANCE L5; Serial: 19053100121**

Communication System: Generic GPRS-3 slots; Frequency: 1880 MHz; Duty Cycle: 1:2.66

Medium parameters used:  $f = 1880$  MHz;  $\sigma = 1.487$  S/m;  $\epsilon_r = 54.149$ ;  $\rho = 1000$  kg/m<sup>3</sup> ;

Phantom section: Left Section

DASY5 Configuration:

- Probe: EX3DV4 - SN7329; ConvF(7.7, 7.7, 7.7); Calibrated: 2018/9/30;
- Sensor-Surface: 1.4mm (Mechanical Surface Detection)
- Electronics: DAE4 Sn772; Calibrated: 2018/9/28
- Phantom: Triple Flat Phantom 5.1C; Type: QD 000 P51 CA; Serial: Serial: 1130
- Measurement SW: DASY52, Version 52.8 (8);

**Area Scan (41x61x1):** Interpolated grid: dx=1.500 mm, dy=1.500 mm

Maximum value of SAR (interpolated) = 0.787 W/kg

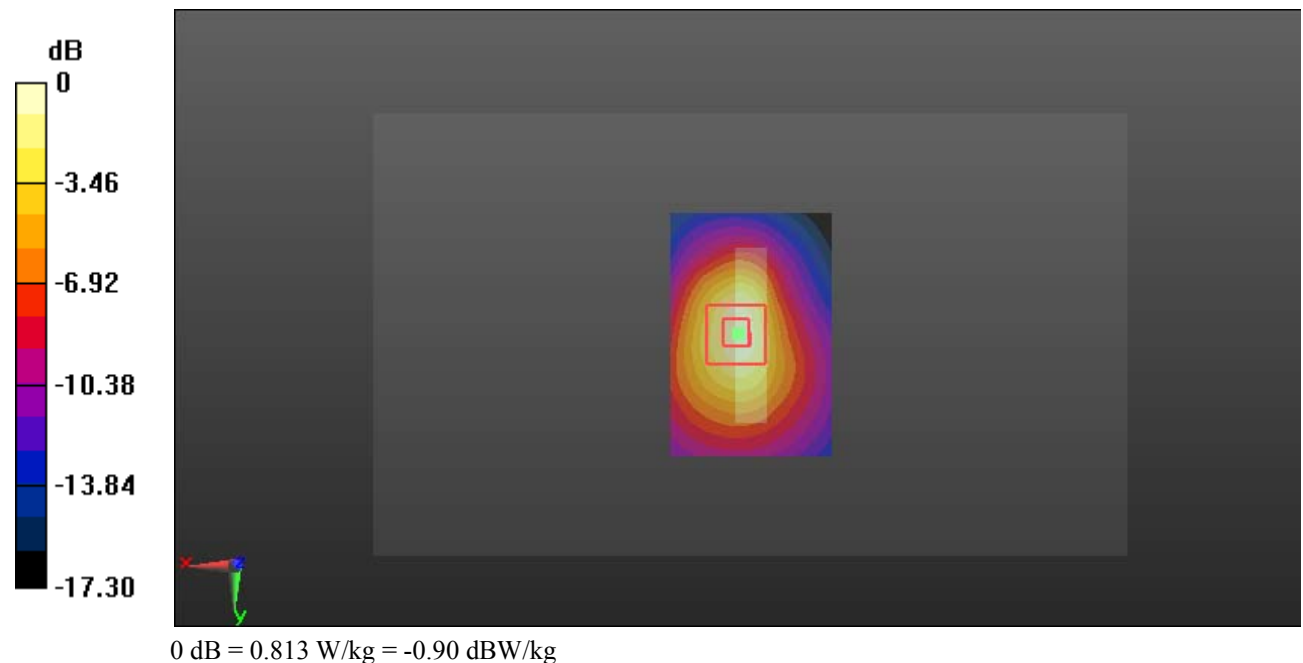
**Zoom Scan (5x5x7)/Cube 0:** Measurement grid: dx=8mm, dy=8mm, dz=5mm

Reference Value = 22.00 V/m; Power Drift = -0.10 dB

Peak SAR (extrapolated) = 0.963 W/kg

**SAR(1 g) = 0.540 W/kg; SAR(10 g) = 0.290 W/kg**

Maximum value of SAR (measured) = 0.813 W/kg



**Test Plot 24#: PCS 1900\_Body Bottom\_High****DUT: Smart Phone; Type: ADVANCE L5; Serial: 19053100121**

Communication System: Generic GPRS-3 slots; Frequency: 1909.8 MHz; Duty Cycle: 1:2.66  
Medium parameters used:  $f = 1909.8$  MHz;  $\sigma = 1.519$  S/m;  $\epsilon_r = 54.058$ ;  $\rho = 1000$  kg/m<sup>3</sup> ;  
Phantom section: Left Section

DASY5 Configuration:

- Probe: EX3DV4 - SN7329; ConvF(7.7, 7.7, 7.7); Calibrated: 2018/9/30;
- Sensor-Surface: 1.4mm (Mechanical Surface Detection)
- Electronics: DAE4 Sn772; Calibrated: 2018/9/28
- Phantom: Triple Flat Phantom 5.1C; Type: QD 000 P51 CA; Serial: Serial: 1130
- Measurement SW: DASY52, Version 52.8 (8);

**Area Scan (41x61x1):** Interpolated grid: dx=1.500 mm, dy=1.500 mm

Maximum value of SAR (interpolated) = 0.689 W/kg

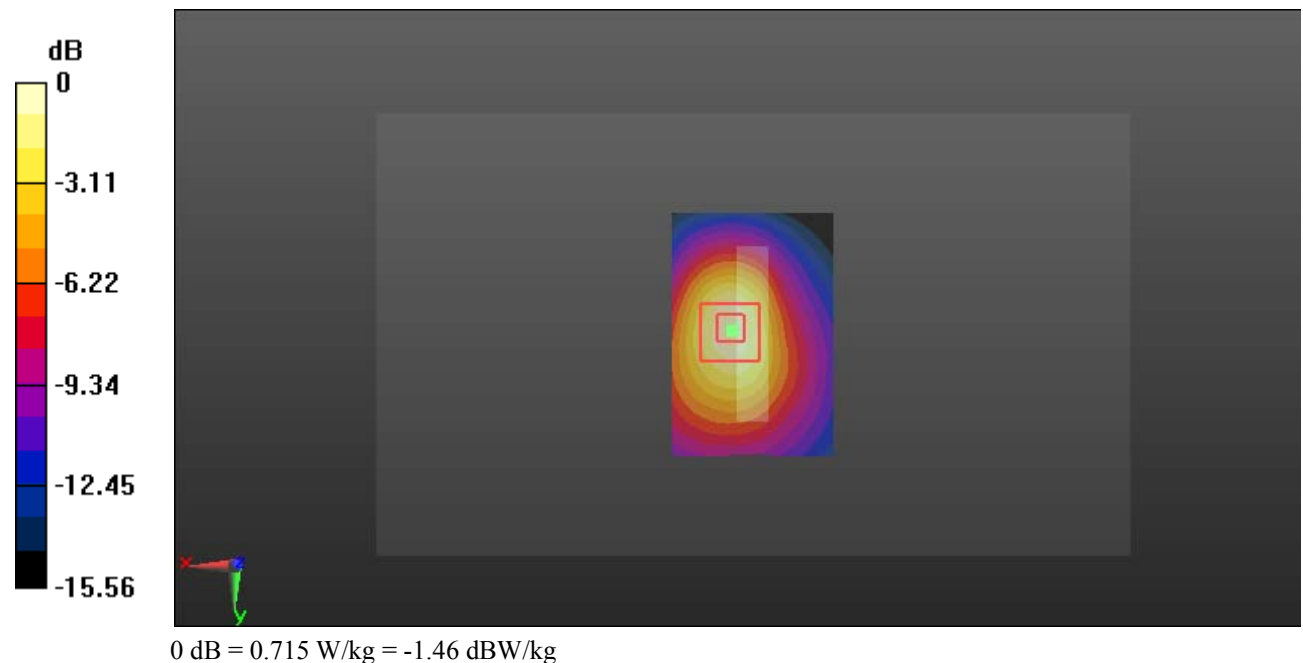
**Zoom Scan (5x5x7)/Cube 0:** Measurement grid: dx=8mm, dy=8mm, dz=5mm

Reference Value = 18.86 V/m; Power Drift = -0.16 dB

Peak SAR (extrapolated) = 0.833 W/kg

**SAR(1 g) = 0.495 W/kg; SAR(10 g) = 0.279 W/kg**

Maximum value of SAR (measured) = 0.715 W/kg





**Test Plot 25#: WCDMA Band 2\_Head Left Cheek\_Low****DUT: Smart Phone; Type: ADVANCE L5; Serial: 19053100121**

Communication System: Generic WCDMA; Frequency: 1852.4 MHz; Duty Cycle: 1:1  
 Medium parameters used:  $f = 1852.4$  MHz;  $\sigma = 1.346$  S/m;  $\epsilon_r = 40.682$ ;  $\rho = 1000$  kg/m<sup>3</sup> ;  
 Phantom section: Left Section

DASY5 Configuration:

- Probe: EX3DV4 - SN7329; ConvF(8.1, 8.1, 8.1); Calibrated: 2018/9/30;
- Sensor-Surface: 1.4mm (Mechanical Surface Detection)
- Electronics: DAE4 Sn772; Calibrated: 2018/9/28
- Phantom: Twin SAM; Type: Twin SAM V5.0; Serial: 1412
- Measurement SW: DASY52, Version 52.8 (8);

**Area Scan (101x61x1):** Interpolated grid: dx=1.500 mm, dy=1.500 mm

Maximum value of SAR (interpolated) = 0.693 W/kg


**Zoom Scan (5x6x7)/Cube 0:** Measurement grid: dx=8mm, dy=8mm, dz=5mm

Reference Value = 10.56 V/m; Power Drift = -0.12 dB

Peak SAR (extrapolated) = 0.798 W/kg

**SAR(1 g) = 0.516 W/kg; SAR(10 g) = 0.330 W/kg**

Maximum value of SAR (measured) = 0.689 W/kg



0 dB = 0.689 W/kg = -1.62 dBW/kg

**Test Plot 26#: WCDMA Band 2\_Head Left Cheek\_Middle****DUT: Smart Phone; Type: ADVANCE L5; Serial: 19053100121**

Communication System: Generic WCDMA; Frequency: 1880 MHz; Duty Cycle: 1:1  
Medium parameters used:  $f = 1880$  MHz;  $\sigma = 1.369$  S/m;  $\epsilon_r = 40.376$ ;  $\rho = 1000$  kg/m<sup>3</sup> ;  
Phantom section: Left Section

DASY5 Configuration:

- Probe: EX3DV4 - SN7329; ConvF(8.1, 8.1, 8.1); Calibrated: 2018/9/30;
- Sensor-Surface: 1.4mm (Mechanical Surface Detection)
- Electronics: DAE4 Sn772; Calibrated: 2018/9/28
- Phantom: Twin SAM; Type: Twin SAM V5.0; Serial: 1412
- Measurement SW: DASY52, Version 52.8 (8);

**Area Scan (101x61x1):** Interpolated grid: dx=1.500 mm, dy=1.500 mm

Maximum value of SAR (interpolated) = 0.670 W/kg


**Zoom Scan (5x5x7)/Cube 0:** Measurement grid: dx=8mm, dy=8mm, dz=5mm

Reference Value = 12.43 V/m; Power Drift = -0.16 dB

Peak SAR (extrapolated) = 0.830 W/kg

**SAR(1 g) = 0.526 W/kg; SAR(10 g) = 0.333 W/kg**

Maximum value of SAR (measured) = 0.699 W/kg



0 dB = 0.699 W/kg = -1.56 dBW/kg

**Test Plot 27#: WCDMA Band 2\_Head Left Cheek\_High****DUT: Smart Phone; Type: ADVANCE L5; Serial: 19053100121**

Communication System: Generic WCDMA; Frequency: 1907.6 MHz; Duty Cycle: 1:1  
 Medium parameters used:  $f = 1907.6$  MHz;  $\sigma = 1.395$  S/m;  $\epsilon_r = 40.344$ ;  $\rho = 1000$  kg/m<sup>3</sup> ;  
 Phantom section: Left Section

DASY5 Configuration:

- Probe: EX3DV4 - SN7329; ConvF(8.1, 8.1, 8.1); Calibrated: 2018/9/30;
- Sensor-Surface: 1.4mm (Mechanical Surface Detection)
- Electronics: DAE4 Sn772; Calibrated: 2018/9/28
- Phantom: Twin SAM; Type: Twin SAM V5.0; Serial: 1412
- Measurement SW: DASY52, Version 52.8 (8);

**Area Scan (101x61x1):** Interpolated grid: dx=1.500 mm, dy=1.500 mm

Maximum value of SAR (interpolated) = 0.644 W/kg

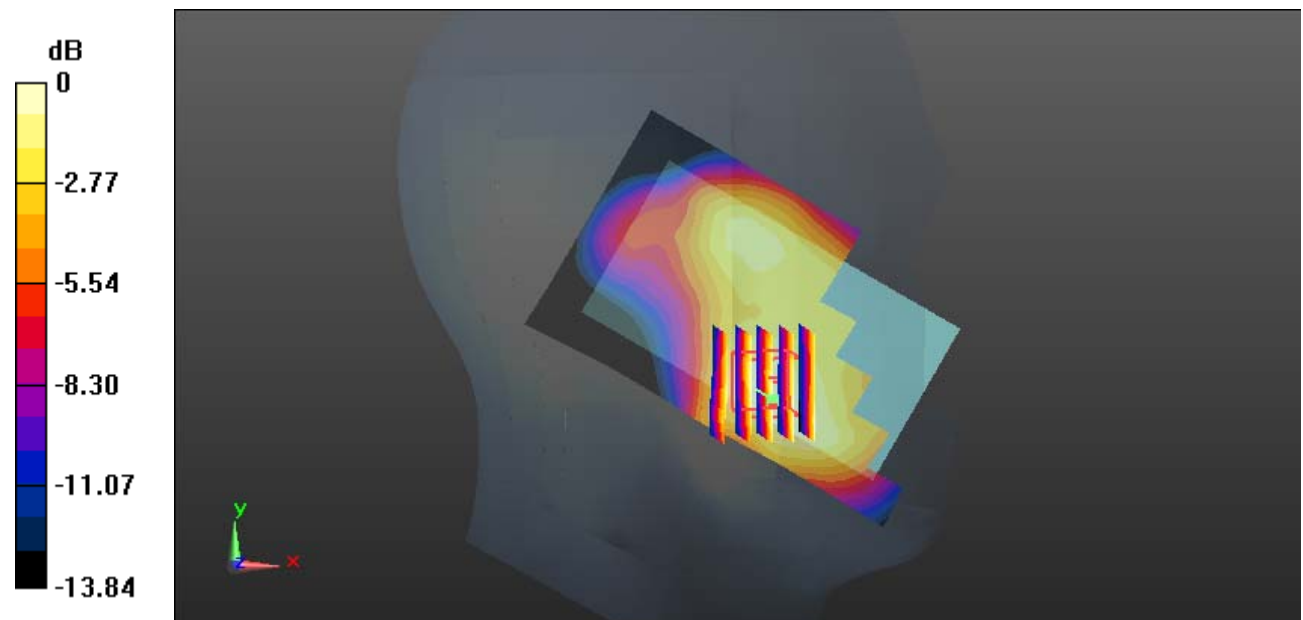
**Zoom Scan (5x6x7)/Cube 0:** Measurement grid: dx=8mm, dy=8mm, dz=5mm

Reference Value = 11.19 V/m; Power Drift = -0.12 dB

Peak SAR (extrapolated) = 0.743 W/kg

**SAR(1 g) = 0.472 W/kg; SAR(10 g) = 0.301 W/kg**

Maximum value of SAR (measured) = 0.634 W/kg



0 dB = 0.634 W/kg = -1.98 dBW/kg

**Test Plot 28#: WCDMA Band 2\_Head Left Tilt\_Middle****DUT: Smart Phone; Type: ADVANCE L5; Serial: 19053100121**

Communication System: Generic WCDMA; Frequency: 1880 MHz; Duty Cycle: 1:1  
 Medium parameters used:  $f = 1880$  MHz;  $\sigma = 1.369$  S/m;  $\epsilon_r = 40.376$ ;  $\rho = 1000$  kg/m<sup>3</sup> ;  
 Phantom section: Left Section

DASY5 Configuration:

- Probe: EX3DV4 - SN7329; ConvF(8.1, 8.1, 8.1); Calibrated: 2018/9/30;
- Sensor-Surface: 1.4mm (Mechanical Surface Detection)
- Electronics: DAE4 Sn772; Calibrated: 2018/9/28
- Phantom: Twin SAM; Type: Twin SAM V5.0; Serial: 1412
- Measurement SW: DASY52, Version 52.8 (8);

**Area Scan (101x61x1):** Interpolated grid: dx=1.500 mm, dy=1.500 mm

Maximum value of SAR (interpolated) = 0.324 W/kg

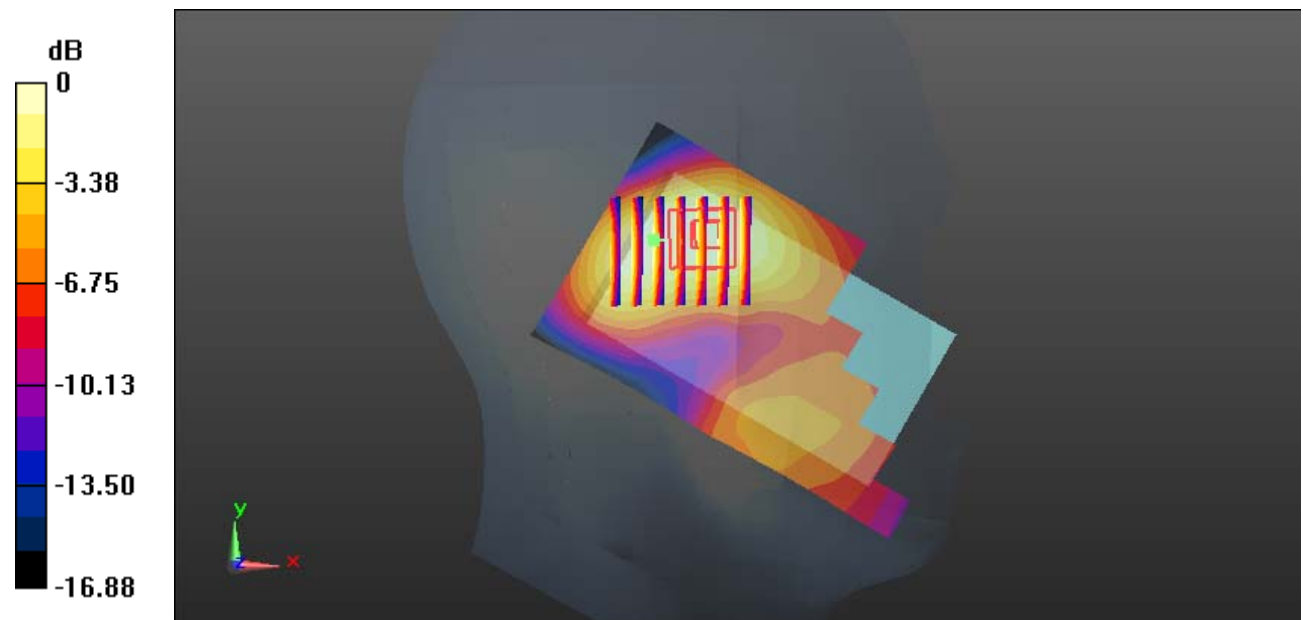
**Zoom Scan (7x6x7)/Cube 0:** Measurement grid: dx=8mm, dy=8mm, dz=5mm

Reference Value = 15.59 V/m; Power Drift = -0.14 dB

Peak SAR (extrapolated) = 0.346 W/kg

**SAR(1 g) = 0.230 W/kg; SAR(10 g) = 0.148 W/kg**

Maximum value of SAR (measured) = 0.303 W/kg



0 dB = 0.303 W/kg = -5.19 dBW/kg

**Test Plot 29#: WCDMA Band 2\_Head Right Cheek\_Middle****DUT: Smart Phone; Type: ADVANCE L5; Serial: 19053100121**

Communication System: Generic WCDMA; Frequency: 1880 MHz; Duty Cycle: 1:1  
 Medium parameters used:  $f = 1880$  MHz;  $\sigma = 1.369$  S/m;  $\epsilon_r = 40.376$ ;  $\rho = 1000$  kg/m<sup>3</sup> ;  
 Phantom section: Right Section

DASY5 Configuration:

- Probe: EX3DV4 - SN7329; ConvF(8.1, 8.1, 8.1); Calibrated: 2018/9/30;
- Sensor-Surface: 1.4mm (Mechanical Surface Detection)
- Electronics: DAE4 Sn772; Calibrated: 2018/9/28
- Phantom: Twin SAM; Type: Twin SAM V5.0; Serial: 1412
- Measurement SW: DASY52, Version 52.8 (8);

**Area Scan (101x61x1):** Interpolated grid: dx=1.500 mm, dy=1.500 mm

Maximum value of SAR (interpolated) = 0.399 W/kg


**Zoom Scan (5x5x7)/Cube 0:** Measurement grid: dx=8mm, dy=8mm, dz=5mm

Reference Value = 8.239 V/m; Power Drift = 0.06 dB

Peak SAR (extrapolated) = 0.466 W/kg

**SAR(1 g) = 0.306 W/kg; SAR(10 g) = 0.195 W/kg**

Maximum value of SAR (measured) = 0.410 W/kg



**Test Plot 30#: WCDMA Band 2\_Head Right Tilt\_Middle****DUT: Smart Phone; Type: ADVANCE L5; Serial: 19053100121**

Communication System: Generic WCDMA; Frequency: 1880 MHz; Duty Cycle: 1:1  
 Medium parameters used:  $f = 1880$  MHz;  $\sigma = 1.369$  S/m;  $\epsilon_r = 40.376$ ;  $\rho = 1000$  kg/m<sup>3</sup> ;  
 Phantom section: Right Section

DASY5 Configuration:

- Probe: EX3DV4 - SN7329; ConvF(8.1, 8.1, 8.1); Calibrated: 2018/9/30;
- Sensor-Surface: 1.4mm (Mechanical Surface Detection)
- Electronics: DAE4 Sn772; Calibrated: 2018/9/28
- Phantom: Twin SAM; Type: Twin SAM V5.0; Serial: 1412
- Measurement SW: DASY52, Version 52.8 (8);

**Area Scan (101x61x1):** Interpolated grid: dx=1.500 mm, dy=1.500 mm

Maximum value of SAR (interpolated) = 0.133 W/kg

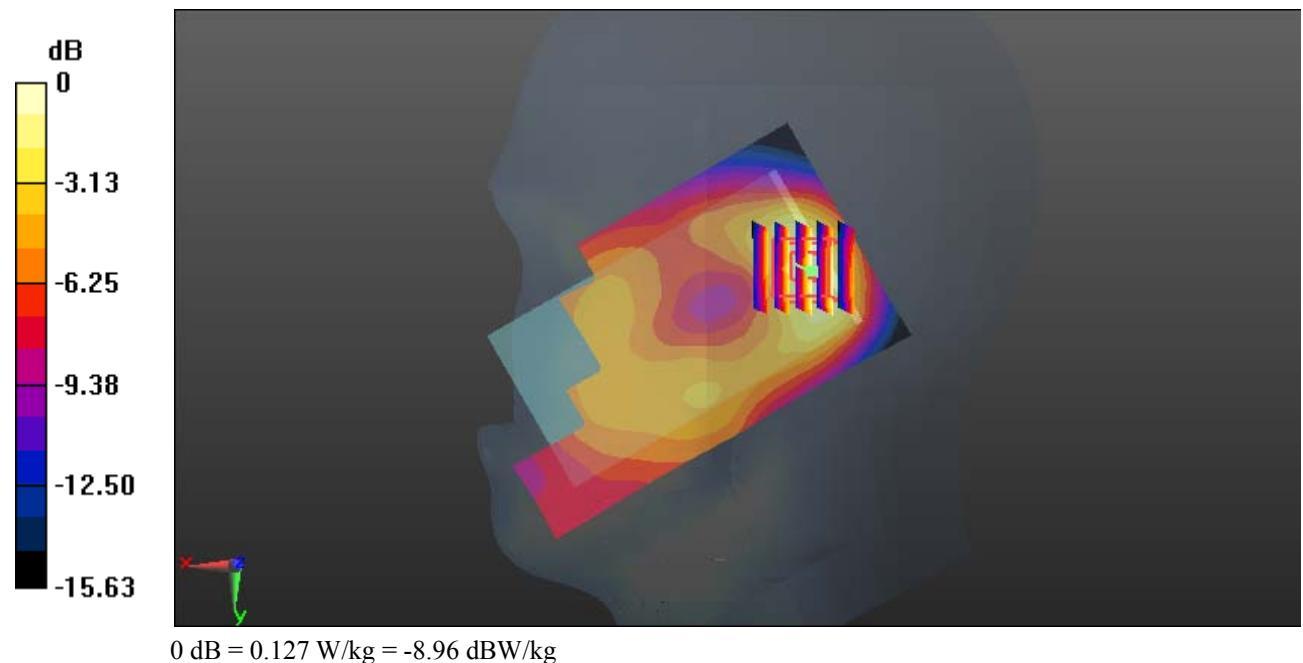
**Zoom Scan (5x5x7)/Cube 0:** Measurement grid: dx=8mm, dy=8mm, dz=5mm

Reference Value = 10.14 V/m; Power Drift = -0.10 dB

Peak SAR (extrapolated) = 0.148 W/kg

**SAR(1 g) = 0.090 W/kg; SAR(10 g) = 0.052 W/kg**

Maximum value of SAR (measured) = 0.127 W/kg



**Test Plot 31#: WCDMA Band 2\_Body Back\_Middle****DUT: Smart Phone; Type: ADVANCE L5; Serial: 19053100121**

Communication System: Generic WCDMA; Frequency: 1880 MHz; Duty Cycle: 1:1  
 Medium parameters used:  $f = 1880$  MHz;  $\sigma = 1.487$  S/m;  $\epsilon_r = 54.149$ ;  $\rho = 1000$  kg/m<sup>3</sup> ;  
 Phantom section: Left Section

DASY5 Configuration:

- Probe: EX3DV4 - SN7329; ConvF(7.7, 7.7, 7.7); Calibrated: 2018/9/30;
- Sensor-Surface: 1.4mm (Mechanical Surface Detection)
- Electronics: DAE4 Sn772; Calibrated: 2018/9/28
- Phantom: Triple Flat Phantom 5.1C; Type: QD 000 P51 CA; Serial: Serial: 1130
- Measurement SW: DASY52, Version 52.8 (8);

**Area Scan (101x61x1):** Interpolated grid: dx=1.500 mm, dy=1.500 mm

Maximum value of SAR (interpolated) = 0.596 W/kg

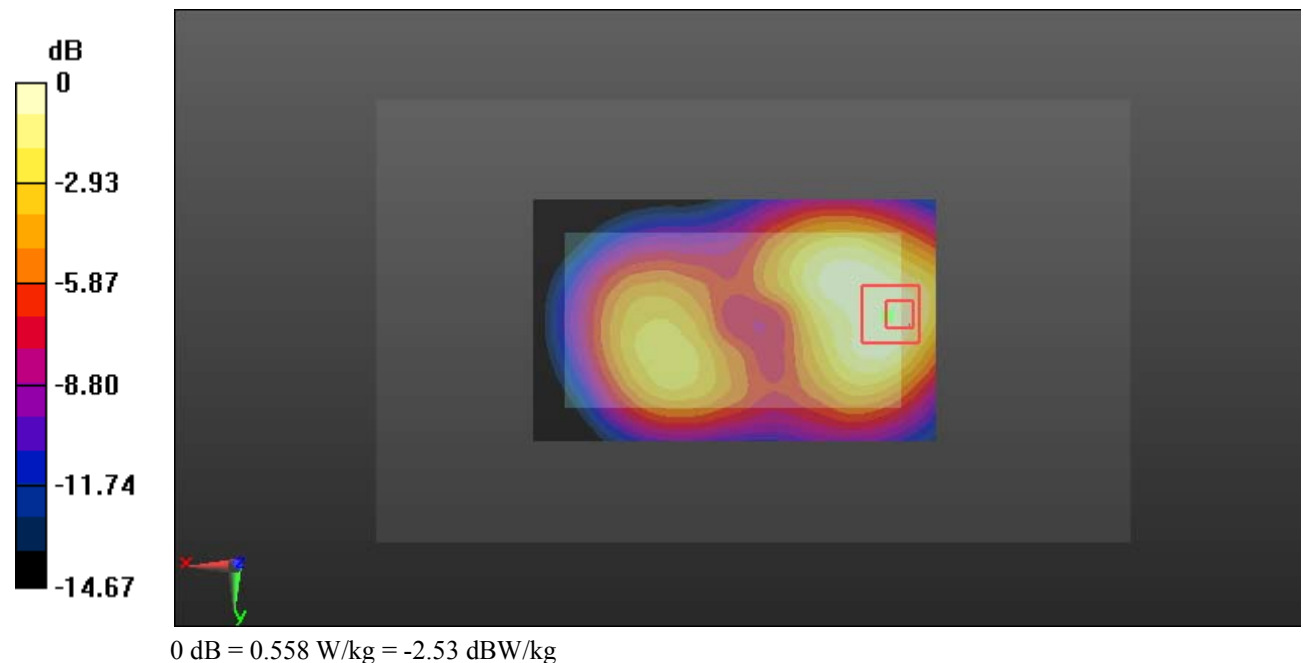
**Zoom Scan (5x5x7)/Cube 0:** Measurement grid: dx=8mm, dy=8mm, dz=5mm

Reference Value = 7.442 V/m; Power Drift = -0.11 dB

Peak SAR (extrapolated) = 0.670 W/kg

**SAR(1 g) = 0.403 W/kg; SAR(10 g) = 0.245 W/kg**

Maximum value of SAR (measured) = 0.558 W/kg



**Test Plot 32#: WCDMA Band 2\_Body Left\_Middle****DUT: Smart Phone; Type: ADVANCE L5; Serial: 19053100121**

Communication System: Generic WCDMA; Frequency: 1880 MHz; Duty Cycle: 1:1  
 Medium parameters used:  $f = 1880$  MHz;  $\sigma = 1.487$  S/m;  $\epsilon_r = 54.149$ ;  $\rho = 1000$  kg/m<sup>3</sup> ;  
 Phantom section: Left Section

DASY5 Configuration:

- Probe: EX3DV4 - SN7329; ConvF(7.7, 7.7, 7.7); Calibrated: 2018/9/30;
- Sensor-Surface: 1.4mm (Mechanical Surface Detection)
- Electronics: DAE4 Sn772; Calibrated: 2018/9/28
- Phantom: Triple Flat Phantom 5.1C; Type: QD 000 P51 CA; Serial: Serial: 1130
- Measurement SW: DASY52, Version 52.8 (8);

**Area Scan (101x41x1):** Interpolated grid: dx=1.500 mm, dy=1.500 mm

Maximum value of SAR (interpolated) = 0.271 W/kg

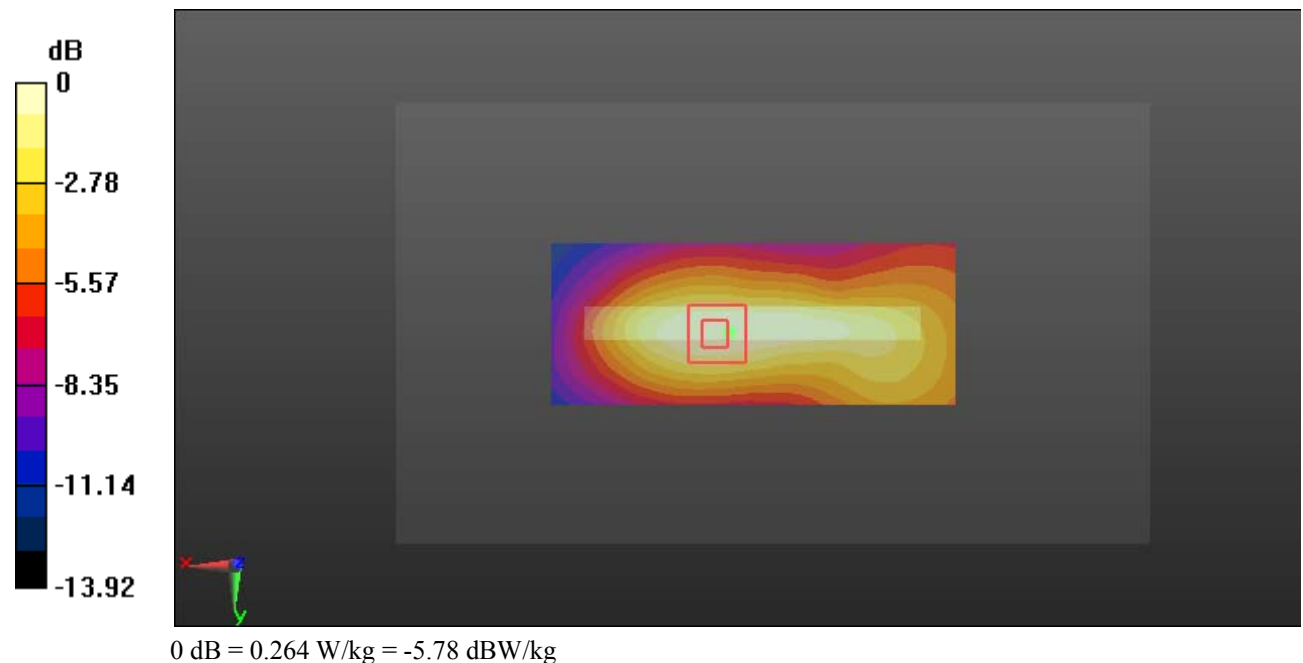
**Zoom Scan (5x5x7)/Cube 0:** Measurement grid: dx=8mm, dy=8mm, dz=5mm

Reference Value = 13.41 V/m; Power Drift = -0.05 dB

Peak SAR (extrapolated) = 0.311 W/kg

**SAR(1 g) = 0.185 W/kg; SAR(10 g) = 0.111 W/kg**

Maximum value of SAR (measured) = 0.264 W/kg





**Test Plot 33#: WCDMA Band 2\_Body Bottom\_Low****DUT: Smart Phone; Type: ADVANCE L5; Serial: 19053100121**

Communication System: Generic WCDMA; Frequency: 1852.4 MHz; Duty Cycle: 1:1  
 Medium parameters used:  $f = 1852.4$  MHz;  $\sigma = 1.468$  S/m;  $\epsilon_r = 54.54$ ;  $\rho = 1000$  kg/m<sup>3</sup> ;  
 Phantom section: Left Section

DASY5 Configuration:

- Probe: EX3DV4 - SN7329; ConvF(7.7, 7.7, 7.7); Calibrated: 2018/9/30;
- Sensor-Surface: 1.4mm (Mechanical Surface Detection)
- Electronics: DAE4 Sn772; Calibrated: 2018/9/28
- Phantom: Triple Flat Phantom 5.1C; Type: QD 000 P51 CA; Serial: Serial: 1130
- Measurement SW: DASY52, Version 52.8 (8);

**Area Scan (41x61x1):** Interpolated grid: dx=1.500 mm, dy=1.500 mm

Maximum value of SAR (interpolated) = 1.24 W/kg

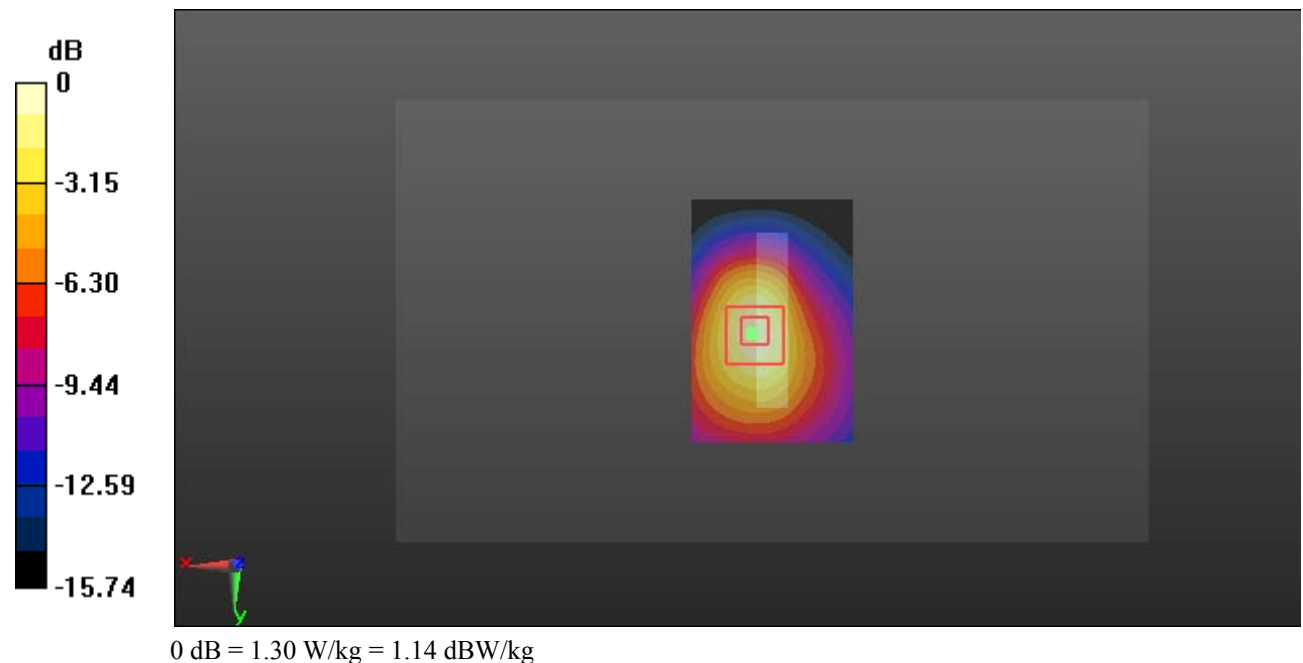
**Zoom Scan (5x5x7)/Cube 0:** Measurement grid: dx=8mm, dy=8mm, dz=5mm

Reference Value = 25.95 V/m; Power Drift = -0.10 dB

Peak SAR (extrapolated) = 1.50 W/kg

**SAR(1 g) = 0.893 W/kg; SAR(10 g) = 0.508 W/kg**

Maximum value of SAR (measured) = 1.30 W/kg



**Test Plot 34#: WCDMA Band 2\_Body Bottom\_Middle****DUT: Smart Phone; Type: ADVANCE L5; Serial: 19053100121**

Communication System: Generic WCDMA; Frequency: 1880 MHz; Duty Cycle: 1:1  
 Medium parameters used:  $f = 1880$  MHz;  $\sigma = 1.487$  S/m;  $\epsilon_r = 54.149$ ;  $\rho = 1000$  kg/m<sup>3</sup> ;  
 Phantom section: Left Section

DASY5 Configuration:

- Probe: EX3DV4 - SN7329; ConvF(7.7, 7.7, 7.7); Calibrated: 2018/9/30;
- Sensor-Surface: 1.4mm (Mechanical Surface Detection)
- Electronics: DAE4 Sn772; Calibrated: 2018/9/28
- Phantom: Triple Flat Phantom 5.1C; Type: QD 000 P51 CA; Serial: Serial: 1130
- Measurement SW: DASY52, Version 52.8 (8);

**Area Scan (41x61x1):** Interpolated grid: dx=1.500 mm, dy=1.500 mm

Maximum value of SAR (interpolated) = 1.33 W/kg

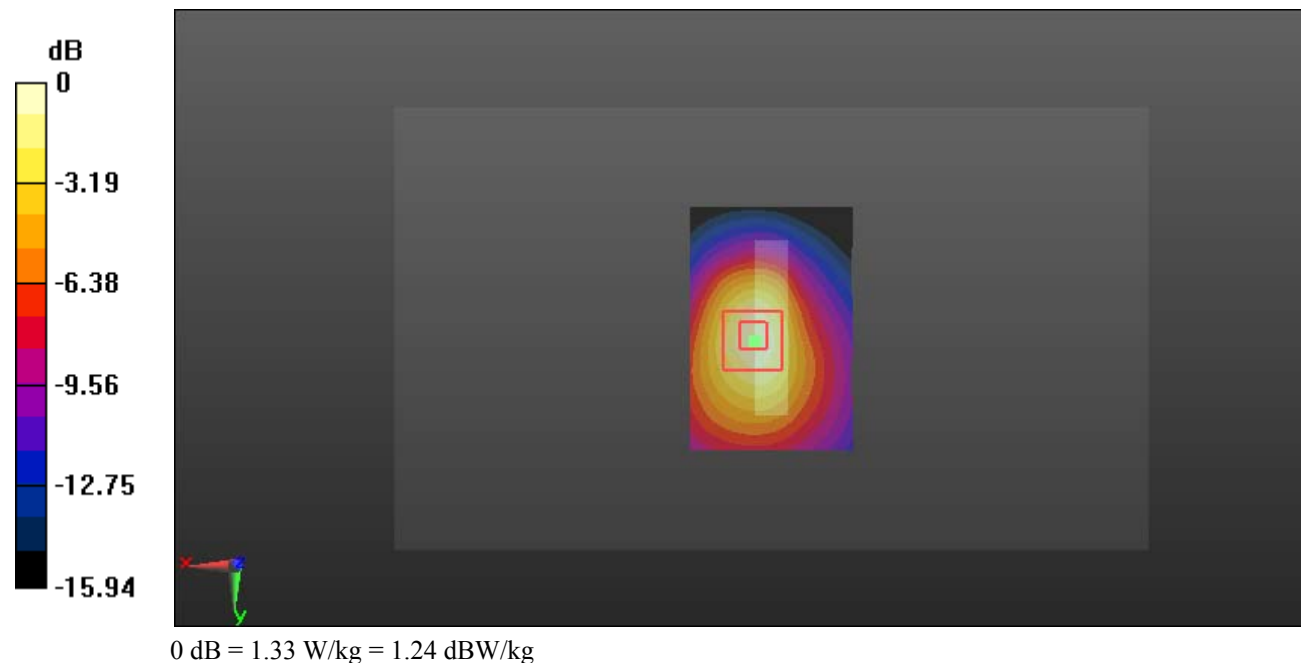
**Zoom Scan (5x5x7)/Cube 0:** Measurement grid: dx=8mm, dy=8mm, dz=5mm

Reference Value = 27.56 V/m; Power Drift = -0.10 dB

Peak SAR (extrapolated) = 1.54 W/kg

**SAR(1 g) = 0.926 W/kg; SAR(10 g) = 0.525 W/kg**

Maximum value of SAR (measured) = 1.33 W/kg



**Test Plot 35#: WCDMA Band 2\_Body Bottom\_High****DUT: Smart Phone; Type: ADVANCE L5; Serial: 19053100121**

Communication System: Generic WCDMA; Frequency: 1907.6 MHz; Duty Cycle: 1:1  
 Medium parameters used:  $f = 1907.6$  MHz;  $\sigma = 1.516$  S/m;  $\epsilon_r = 54.112$ ;  $\rho = 1000$  kg/m<sup>3</sup> ;  
 Phantom section: Left Section

DASY5 Configuration:

- Probe: EX3DV4 - SN7329; ConvF(7.7, 7.7, 7.7); Calibrated: 2018/9/30;
- Sensor-Surface: 1.4mm (Mechanical Surface Detection)
- Electronics: DAE4 Sn772; Calibrated: 2018/9/28
- Phantom: Triple Flat Phantom 5.1C; Type: QD 000 P51 CA; Serial: Serial: 1130
- Measurement SW: DASY52, Version 52.8 (8);

**Area Scan (41x61x1):** Interpolated grid: dx=1.500 mm, dy=1.500 mm

Maximum value of SAR (interpolated) = 1.22 W/kg


**Zoom Scan (5x5x7)/Cube 0:** Measurement grid: dx=8mm, dy=8mm, dz=5mm

Reference Value = 25.50 V/m; Power Drift = -0.18 dB

Peak SAR (extrapolated) = 1.41 W/kg

**SAR(1 g) = 0.838 W/kg; SAR(10 g) = 0.472 W/kg**

Maximum value of SAR (measured) = 1.21 W/kg



**Test Plot 36#: WCDMA Band 4\_Head Left Cheek\_Middle****DUT: Smart Phone; Type: ADVANCE L5; Serial: 19053100121**

Communication System: Generic WCDMA; Frequency: 1732.6 MHz; Duty Cycle: 1:1  
Medium parameters used:  $f = 1732.6$  MHz;  $\sigma = 1.341$  S/m;  $\epsilon_r = 41.207$ ;  $\rho = 1000$  kg/m<sup>3</sup> ;  
Phantom section: Left Section

DASY5 Configuration:

- Probe: EX3DV4 - SN7329; ConvF(8.35, 8.35, 8.35); Calibrated: 2018/9/30;
- Sensor-Surface: 1.4mm (Mechanical Surface Detection)
- Electronics: DAE4 Sn772; Calibrated: 2018/9/28
- Phantom: Twin SAM; Type: Twin SAM V5.0; Serial: 1412
- Measurement SW: DASY52, Version 52.8 (8);

**Area Scan (101x61x1):** Interpolated grid: dx=1.500 mm, dy=1.500 mm

Maximum value of SAR (interpolated) = 0.386 W/kg


**Zoom Scan (6x6x7)/Cube 0:** Measurement grid: dx=8mm, dy=8mm, dz=5mm

Reference Value = 6.355 V/m; Power Drift = -0.17 dB

Peak SAR (extrapolated) = 0.450 W/kg

**SAR(1 g) = 0.309 W/kg; SAR(10 g) = 0.216 W/kg**

Maximum value of SAR (measured) = 0.401 W/kg



0 dB = 0.401 W/kg = -3.97 dBW/kg

**Test Plot 37#: WCDMA Band 4\_Head Left Tilt\_Middle****DUT: Smart Phone; Type: ADVANCE L5; Serial: 19053100121**

Communication System: Generic WCDMA; Frequency: 1732.6 MHz; Duty Cycle: 1:1  
 Medium parameters used:  $f = 1732.6$  MHz;  $\sigma = 1.341$  S/m;  $\epsilon_r = 41.207$ ;  $\rho = 1000$  kg/m<sup>3</sup> ;  
 Phantom section: Left Section

DASY5 Configuration:

- Probe: EX3DV4 - SN7329; ConvF(8.35, 8.35, 8.35); Calibrated: 2018/9/30;
- Sensor-Surface: 1.4mm (Mechanical Surface Detection)
- Electronics: DAE4 Sn772; Calibrated: 2018/9/28
- Phantom: Twin SAM; Type: Twin SAM V5.0; Serial: 1412
- Measurement SW: DASY52, Version 52.8 (8);

**Area Scan (101x61x1):** Interpolated grid: dx=1.500 mm, dy=1.500 mm

Maximum value of SAR (interpolated) = 0.108 W/kg


**Zoom Scan (5x5x7)/Cube 0:** Measurement grid: dx=8mm, dy=8mm, dz=5mm

Reference Value = 7.636 V/m; Power Drift = -0.14 dB

Peak SAR (extrapolated) = 0.114 W/kg

**SAR(1 g) = 0.080 W/kg; SAR(10 g) = 0.055 W/kg**

Maximum value of SAR (measured) = 0.101 W/kg



0 dB = 0.101 W/kg = -9.96 dBW/kg

**Test Plot 38#: WCDMA Band 4\_Head Right Cheek\_Low****DUT: Smart Phone; Type: ADVANCE L5; Serial: 19053100121**

Communication System: Generic WCDMA; Frequency: 1712.4 MHz; Duty Cycle: 1:1  
Medium parameters used:  $f = 1712.4$  MHz;  $\sigma = 1.316$  S/m;  $\epsilon_r = 41.32$ ;  $\rho = 1000$  kg/m<sup>3</sup> ;  
Phantom section: Right Section

DASY5 Configuration:

- Probe: EX3DV4 - SN7329; ConvF(8.35, 8.35, 8.35); Calibrated: 2018/9/30;
- Sensor-Surface: 1.4mm (Mechanical Surface Detection)
- Electronics: DAE4 Sn772; Calibrated: 2018/9/28
- Phantom: Twin SAM; Type: Twin SAM V5.0; Serial: 1412
- Measurement SW: DASY52, Version 52.8 (8);

**Area Scan (101x61x1):** Interpolated grid: dx=1.500 mm, dy=1.500 mm

Maximum value of SAR (interpolated) = 0.629 W/kg

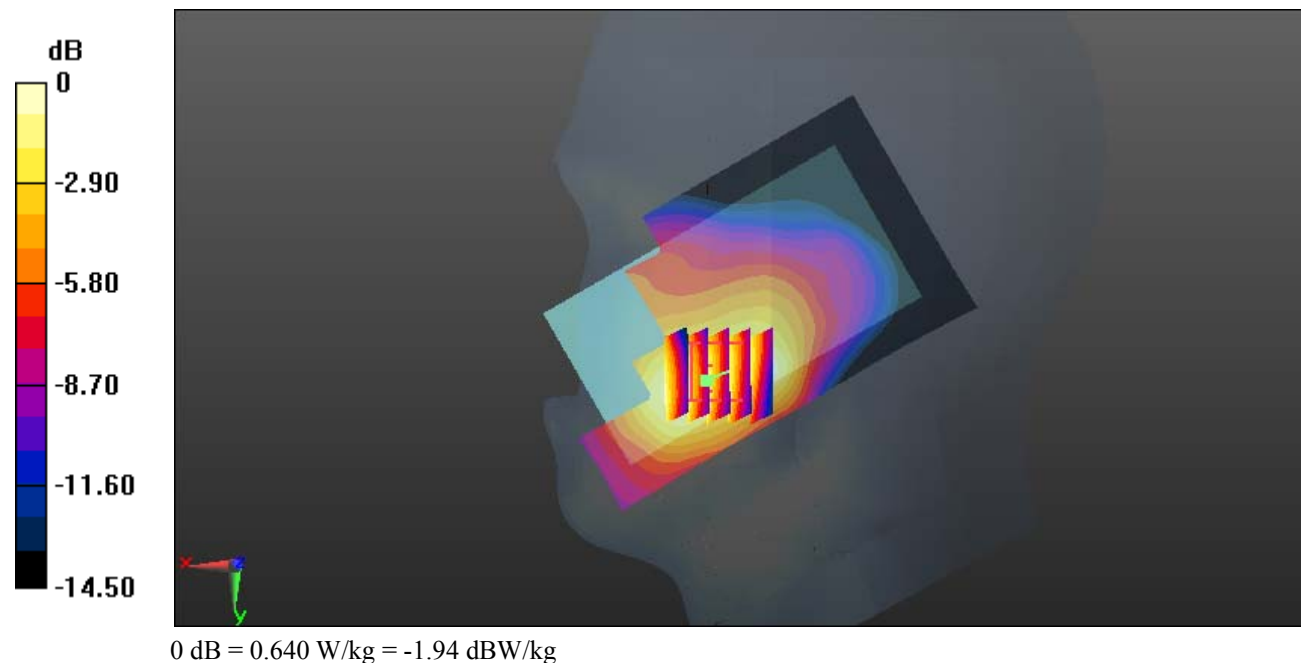
**Zoom Scan (5x5x7)/Cube 0:** Measurement grid: dx=8mm, dy=8mm, dz=5mm

Reference Value = 4.496 V/m; Power Drift = 0.15 dB

Peak SAR (extrapolated) = 0.749 W/kg

**SAR(1 g) = 0.493 W/kg; SAR(10 g) = 0.326 W/kg**

Maximum value of SAR (measured) = 0.640 W/kg



**Test Plot 39#: WCDMA Band 4\_Head Right Cheek\_Middle****DUT: Smart Phone; Type: ADVANCE L5; Serial: 19053100121**

Communication System: Generic WCDMA; Frequency: 1732.6 MHz; Duty Cycle: 1:1  
Medium parameters used:  $f = 1732.6$  MHz;  $\sigma = 1.341$  S/m;  $\epsilon_r = 41.207$ ;  $\rho = 1000$  kg/m<sup>3</sup> ;  
Phantom section: Right Section

DASY5 Configuration:

- Probe: EX3DV4 - SN7329; ConvF(8.35, 8.35, 8.35); Calibrated: 2018/9/30;
- Sensor-Surface: 1.4mm (Mechanical Surface Detection)
- Electronics: DAE4 Sn772; Calibrated: 2018/9/28
- Phantom: Twin SAM; Type: Twin SAM V5.0; Serial: 1412
- Measurement SW: DASY52, Version 52.8 (8);

**Area Scan (101x61x1):** Interpolated grid: dx=1.500 mm, dy=1.500 mm

Maximum value of SAR (interpolated) = 0.722 W/kg


**Zoom Scan (5x5x7)/Cube 0:** Measurement grid: dx=8mm, dy=8mm, dz=5mm

Reference Value = 6.271 V/m; Power Drift = 0.19 dB

Peak SAR (extrapolated) = 0.819 W/kg

**SAR(1 g) = 0.555 W/kg; SAR(10 g) = 0.366 W/kg**

Maximum value of SAR (measured) = 0.713 W/kg



**Test Plot 40#: WCDMA Band 4\_Head Right Cheek\_High****DUT: Smart Phone; Type: ADVANCE L5; Serial: 19053100121**

Communication System: Generic WCDMA; Frequency: 1752.6 MHz; Duty Cycle: 1:1  
 Medium parameters used:  $f = 1752.6$  MHz;  $\sigma = 1.361$  S/m;  $\epsilon_r = 41.102$ ;  $\rho = 1000$  kg/m<sup>3</sup> ;  
 Phantom section: Right Section

DASY5 Configuration:

- Probe: EX3DV4 - SN7329; ConvF(8.35, 8.35, 8.35); Calibrated: 2018/9/30;
- Sensor-Surface: 1.4mm (Mechanical Surface Detection)
- Electronics: DAE4 Sn772; Calibrated: 2018/9/28
- Phantom: Twin SAM; Type: Twin SAM V5.0; Serial: 1412
- Measurement SW: DASY52, Version 52.8 (8);

**Area Scan (101x61x1):** Interpolated grid: dx=1.500 mm, dy=1.500 mm

Maximum value of SAR (interpolated) = 0.782 W/kg


**Zoom Scan (5x5x7)/Cube 0:** Measurement grid: dx=8mm, dy=8mm, dz=5mm

Reference Value = 7.403 V/m; Power Drift = 0.07 dB

Peak SAR (extrapolated) = 0.928 W/kg

**SAR(1 g) = 0.607 W/kg; SAR(10 g) = 0.397 W/kg**

Maximum value of SAR (measured) = 0.796 W/kg





**Test Plot 41#: WCDMA Band 4\_Head Right Tilt\_Middle****DUT: Smart Phone; Type: ADVANCE L5; Serial: 19053100121**

Communication System: Generic WCDMA; Frequency: 1732.6 MHz; Duty Cycle: 1:1  
 Medium parameters used:  $f = 1732.6$  MHz;  $\sigma = 1.341$  S/m;  $\epsilon_r = 41.207$ ;  $\rho = 1000$  kg/m<sup>3</sup> ;  
 Phantom section: Right Section

DASY5 Configuration:

- Probe: EX3DV4 - SN7329; ConvF(8.35, 8.35, 8.35); Calibrated: 2018/9/30;
- Sensor-Surface: 1.4mm (Mechanical Surface Detection)
- Electronics: DAE4 Sn772; Calibrated: 2018/9/28
- Phantom: Twin SAM; Type: Twin SAM V5.0; Serial: 1412
- Measurement SW: DASY52, Version 52.8 (8);

**Area Scan (101x61x1):** Interpolated grid: dx=1.500 mm, dy=1.500 mm

Maximum value of SAR (interpolated) = 0.105 W/kg

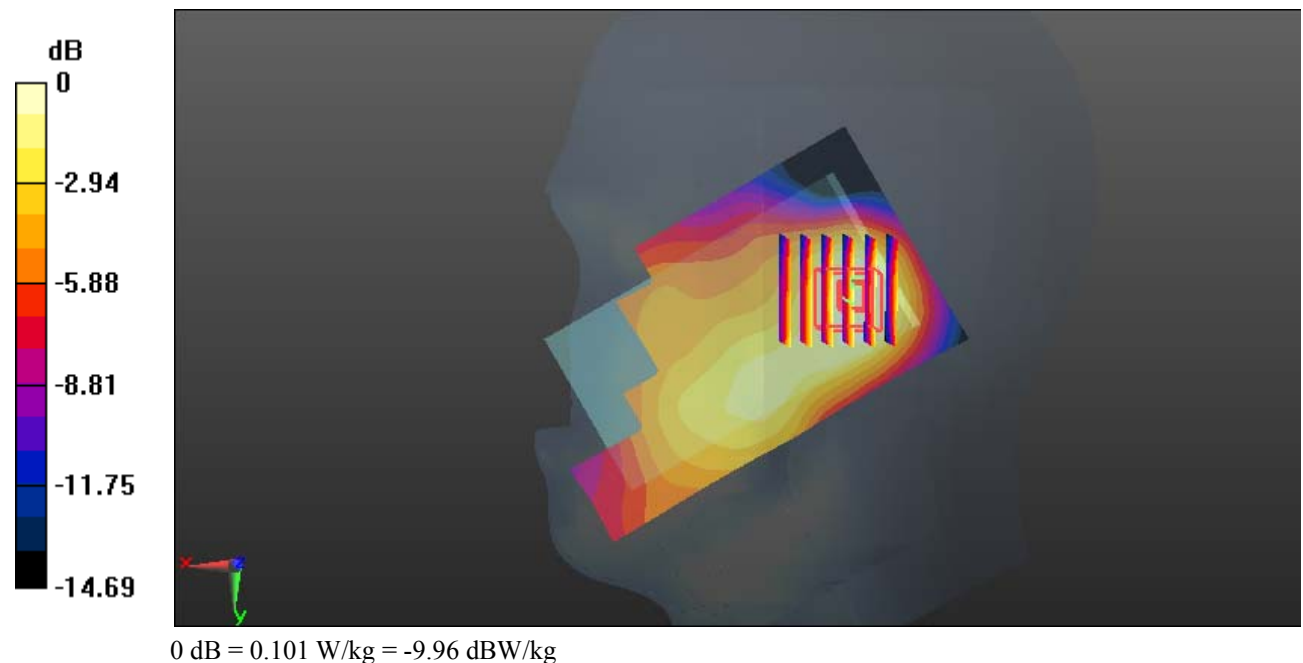
**Zoom Scan (6x6x7)/Cube 0:** Measurement grid: dx=8mm, dy=8mm, dz=5mm

Reference Value = 7.750 V/m; Power Drift = -0.10 dB

Peak SAR (extrapolated) = 0.114 W/kg

**SAR(1 g) = 0.076 W/kg; SAR(10 g) = 0.049 W/kg**

Maximum value of SAR (measured) = 0.101 W/kg



**Test Plot 42#: WCDMA Band 4\_Body Back\_Low****DUT: Smart Phone; Type: ADVANCE L5; Serial: 19053100121**

Communication System: Generic WCDMA; Frequency: 1712.4 MHz; Duty Cycle: 1:1  
 Medium parameters used:  $f = 1712.4$  MHz;  $\sigma = 1.497$  S/m;  $\epsilon_r = 53.033$ ;  $\rho = 1000$  kg/m<sup>3</sup> ;  
 Phantom section: Left Section

DASY5 Configuration:

- Probe: EX3DV4 - SN7329; ConvF(8.05, 8.05, 8.05); Calibrated: 2018/9/30;
- Sensor-Surface: 1.4mm (Mechanical Surface Detection)
- Electronics: DAE4 Sn772; Calibrated: 2018/9/28
- Phantom: Triple Flat Phantom 5.1C; Type: QD 000 P51 CA; Serial: Serial: 1130
- Measurement SW: DASY52, Version 52.8 (8);

**Area Scan (101x61x1):** Interpolated grid: dx=1.500 mm, dy=1.500 mm

Maximum value of SAR (interpolated) = 0.736 W/kg

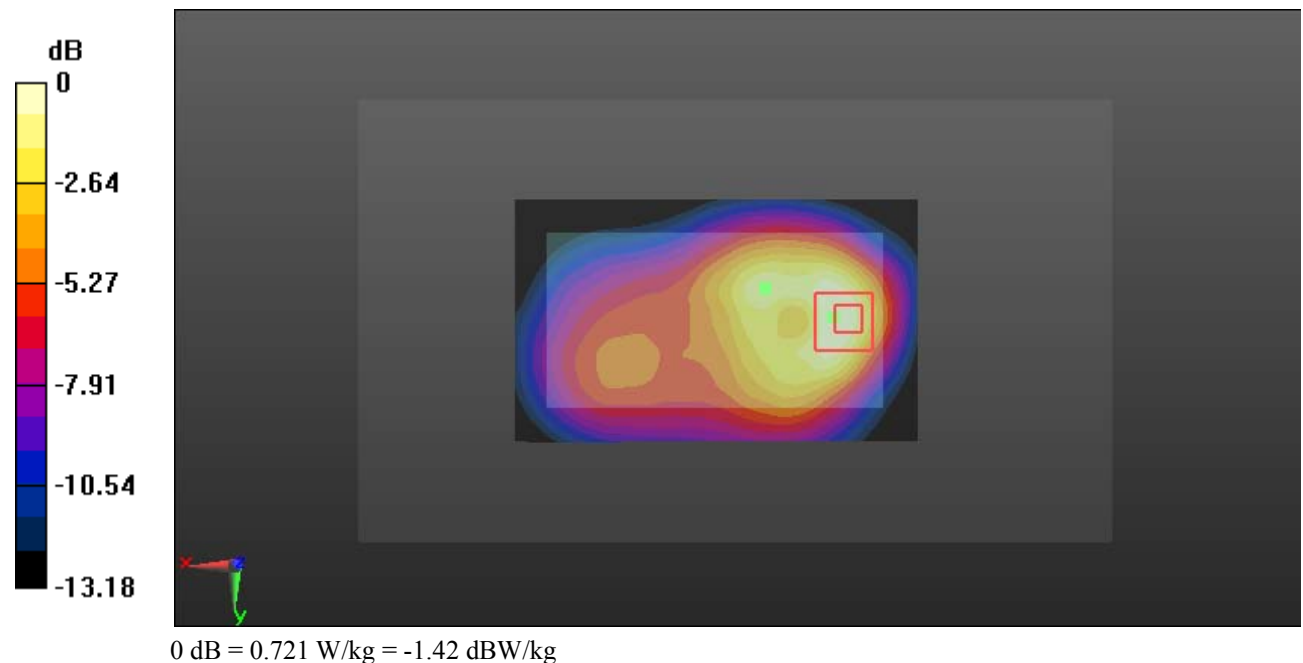
**Zoom Scan (5x5x7)/Cube 0:** Measurement grid: dx=8mm, dy=8mm, dz=5mm

Reference Value = 15.91 V/m; Power Drift = 0.05 dB

Peak SAR (extrapolated) = 0.888 W/kg

**SAR(1 g) = 0.531 W/kg; SAR(10 g) = 0.302 W/kg**

Maximum value of SAR (measured) = 0.721 W/kg



**Test Plot 43#: WCDMA Band 4\_Body Back\_Middle****DUT: Smart Phone; Type: ADVANCE L5; Serial: 19053100121**

Communication System: Generic WCDMA; Frequency: 1732.6 MHz; Duty Cycle: 1:1  
 Medium parameters used:  $f = 1732.6$  MHz;  $\sigma = 1.527$  S/m;  $\epsilon_r = 52.85$ ;  $\rho = 1000$  kg/m<sup>3</sup> ;  
 Phantom section: Left Section

DASY5 Configuration:

- Probe: EX3DV4 - SN7329; ConvF(8.05, 8.05, 8.05); Calibrated: 2018/9/30;
- Sensor-Surface: 1.4mm (Mechanical Surface Detection)
- Electronics: DAE4 Sn772; Calibrated: 2018/9/28
- Phantom: Triple Flat Phantom 5.1C; Type: QD 000 P51 CA; Serial: Serial: 1130
- Measurement SW: DASY52, Version 52.8 (8);

**Area Scan (101x61x1):** Interpolated grid: dx=1.500 mm, dy=1.500 mm

Maximum value of SAR (interpolated) = 0.910 W/kg

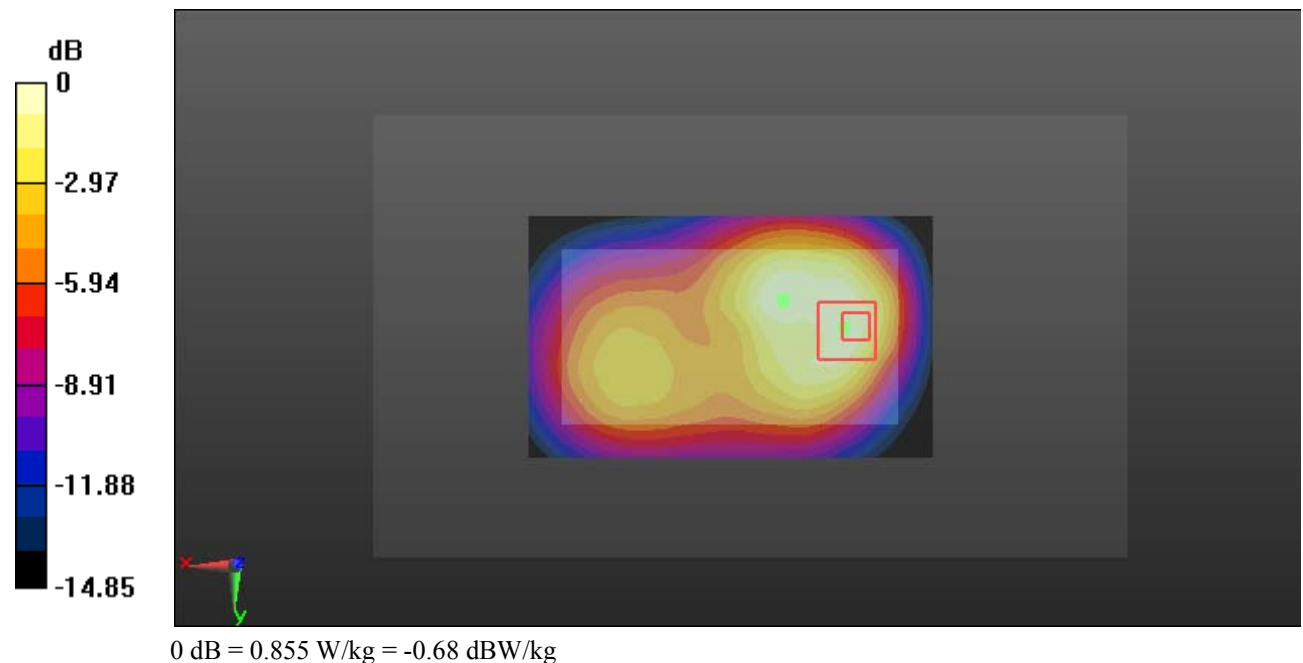
**Zoom Scan (5x5x7)/Cube 0:** Measurement grid: dx=8mm, dy=8mm, dz=5mm

Reference Value = 17.57 V/m; Power Drift = -0.13 dB

Peak SAR (extrapolated) = 1.03 W/kg

**SAR(1 g) = 0.564 W/kg; SAR(10 g) = 0.336 W/kg**

Maximum value of SAR (measured) = 0.855 W/kg



**Test Plot 44#: WCDMA Band 4\_Body Back\_High****DUT: Smart Phone; Type: ADVANCE L5; Serial: 19053100121**

Communication System: Generic WCDMA; Frequency: 1752.6 MHz; Duty Cycle: 1:1  
 Medium parameters used:  $f = 1752.6$  MHz;  $\sigma = 1.546$  S/m;  $\epsilon_r = 52.63$ ;  $\rho = 1000$  kg/m<sup>3</sup> ;  
 Phantom section: Left Section

DASY5 Configuration:

- Probe: EX3DV4 - SN7329; ConvF(8.05, 8.05, 8.05); Calibrated: 2018/9/30;
- Sensor-Surface: 1.4mm (Mechanical Surface Detection)
- Electronics: DAE4 Sn772; Calibrated: 2018/9/28
- Phantom: Triple Flat Phantom 5.1C; Type: QD 000 P51 CA; Serial: Serial: 1130
- Measurement SW: DASY52, Version 52.8 (8);

**Area Scan (101x61x1):** Interpolated grid: dx=1.500 mm, dy=1.500 mm

Maximum value of SAR (interpolated) = 0.924 W/kg

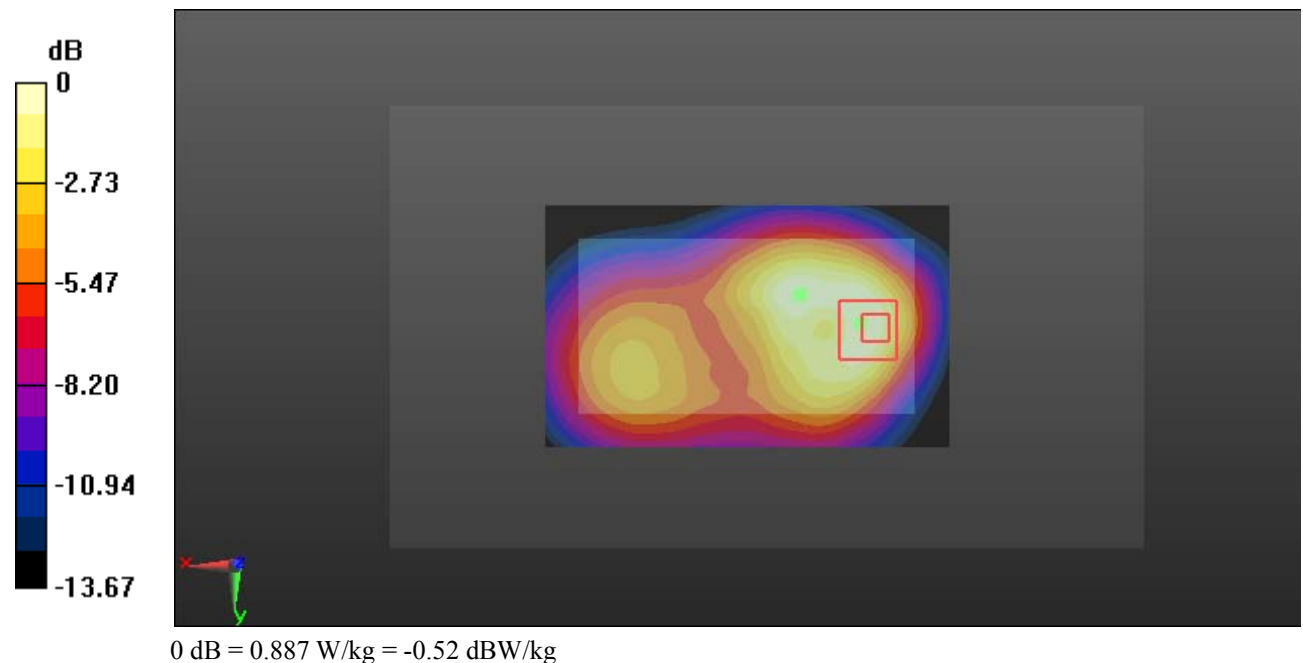
**Zoom Scan (5x5x7)/Cube 0:** Measurement grid: dx=8mm, dy=8mm, dz=5mm

Reference Value = 18.20 V/m; Power Drift = -0.17 dB

Peak SAR (extrapolated) = 1.06 W/kg

**SAR(1 g) = 0.620 W/kg; SAR(10 g) = 0.369 W/kg**

Maximum value of SAR (measured) = 0.887 W/kg



**Test Plot 45#: WCDMA Band 4\_Body Left\_Middle****DUT: Smart Phone; Type: ADVANCE L5; Serial: 19053100121**

Communication System: Generic WCDMA; Frequency: 1732.6 MHz; Duty Cycle: 1:1  
 Medium parameters used:  $f = 1732.6$  MHz;  $\sigma = 1.527$  S/m;  $\epsilon_r = 52.85$ ;  $\rho = 1000$  kg/m<sup>3</sup> ;  
 Phantom section: Left Section

DASY5 Configuration:

- Probe: EX3DV4 - SN7329; ConvF(8.05, 8.05, 8.05); Calibrated: 2018/9/30;
- Sensor-Surface: 1.4mm (Mechanical Surface Detection)
- Electronics: DAE4 Sn772; Calibrated: 2018/9/28
- Phantom: Triple Flat Phantom 5.1C; Type: QD 000 P51 CA; Serial: Serial: 1130
- Measurement SW: DASY52, Version 52.8 (8);

**Area Scan (101x41x1):** Interpolated grid: dx=1.500 mm, dy=1.500 mm

Maximum value of SAR (interpolated) = 0.301 W/kg

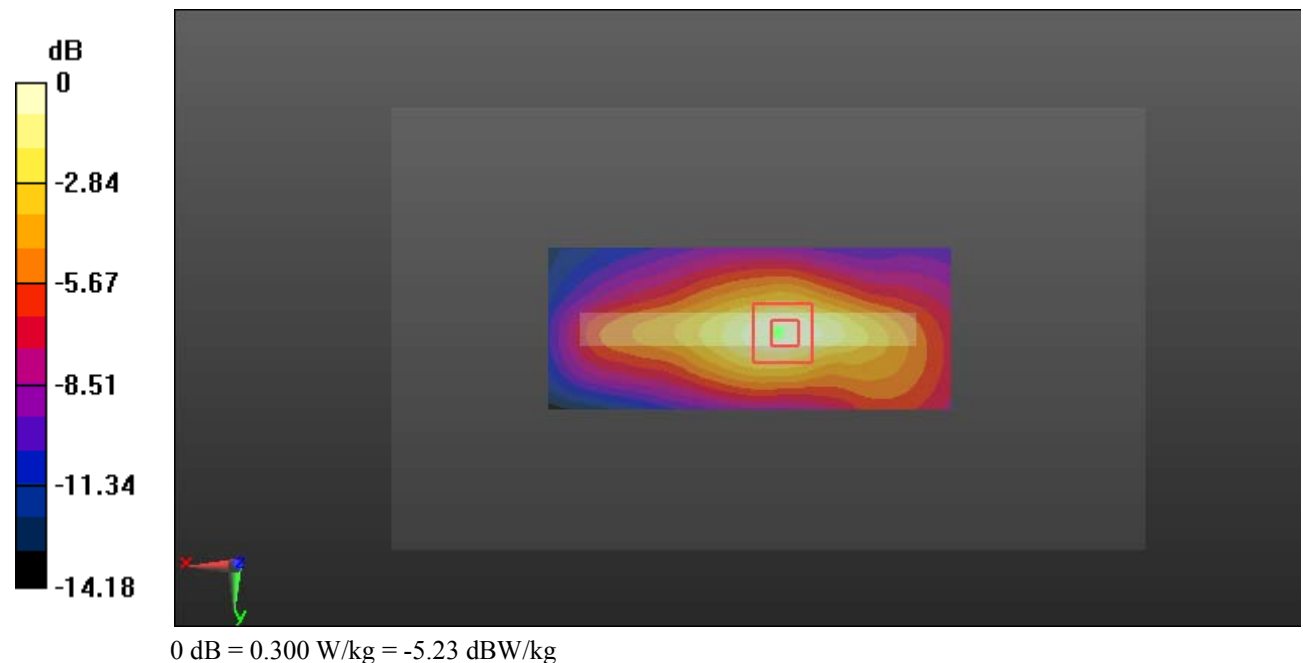
**Zoom Scan (5x5x7)/Cube 0:** Measurement grid: dx=8mm, dy=8mm, dz=5mm

Reference Value = 13.91 V/m; Power Drift = 0.13 dB

Peak SAR (extrapolated) = 0.356 W/kg

**SAR(1 g) = 0.213 W/kg; SAR(10 g) = 0.126 W/kg**

Maximum value of SAR (measured) = 0.300 W/kg



**Test Plot 46#: WCDMA Band 4\_Body Bottom\_Middle****DUT: Smart Phone; Type: ADVANCE L5; Serial: 19053100121**

Communication System: Generic WCDMA; Frequency: 1732.6 MHz; Duty Cycle: 1:1  
 Medium parameters used:  $f = 1732.6$  MHz;  $\sigma = 1.527$  S/m;  $\epsilon_r = 52.85$ ;  $\rho = 1000$  kg/m<sup>3</sup> ;  
 Phantom section: Left Section

DASY5 Configuration:

- Probe: EX3DV4 - SN7329; ConvF(8.05, 8.05, 8.05); Calibrated: 2018/9/30;
- Sensor-Surface: 1.4mm (Mechanical Surface Detection)
- Electronics: DAE4 Sn772; Calibrated: 2018/9/28
- Phantom: Triple Flat Phantom 5.1C; Type: QD 000 P51 CA; Serial: Serial: 1130
- Measurement SW: DASY52, Version 52.8 (8);

**Area Scan (41x61x1):** Interpolated grid: dx=1.500 mm, dy=1.500 mm

Maximum value of SAR (interpolated) = 0.476 W/kg

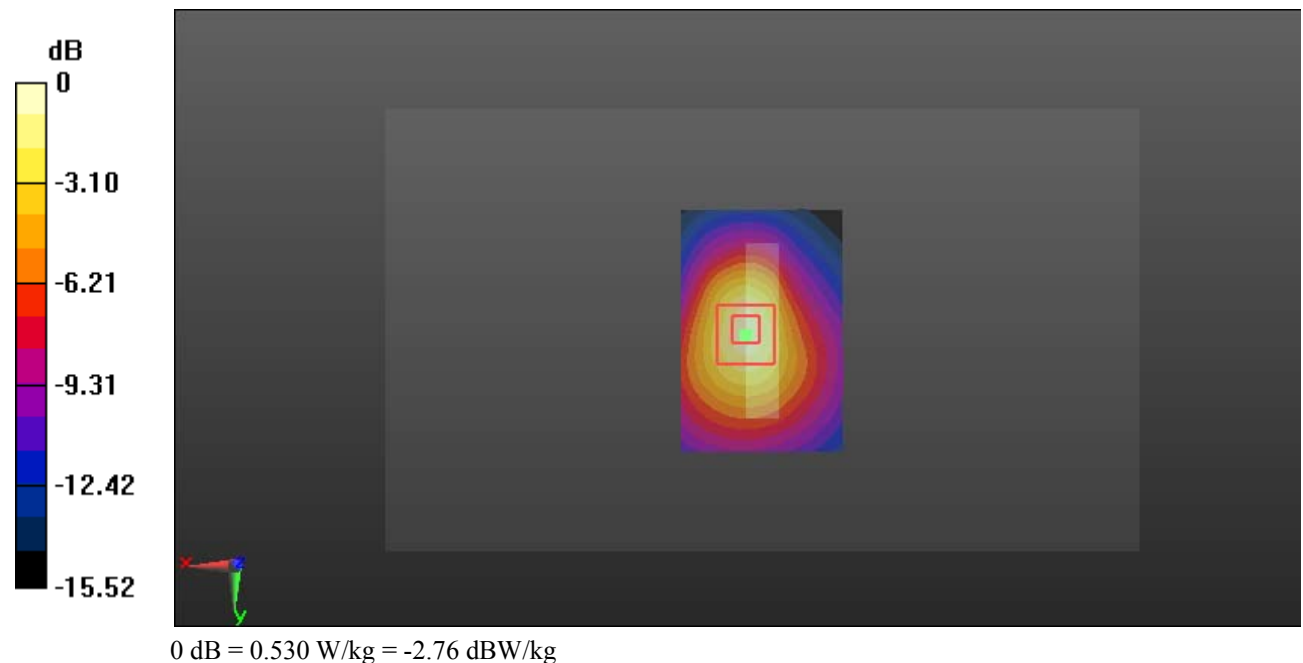
**Zoom Scan (5x5x7)/Cube 0:** Measurement grid: dx=8mm, dy=8mm, dz=5mm

Reference Value = 16.83 V/m; Power Drift = 0.05 dB

Peak SAR (extrapolated) = 0.621 W/kg

**SAR(1 g) = 0.369 W/kg; SAR(10 g) = 0.207 W/kg**

Maximum value of SAR (measured) = 0.530 W/kg



**Test Plot 47#: WCDMA Band 5\_Head Left Cheek\_Low****DUT: Smart Phone; Type: ADVANCE L5; Serial: 19053100121**

Communication System: Generic WCDMA; Frequency: 826.4 MHz; Duty Cycle: 1:1  
Medium parameters used:  $f = 826.4$  MHz;  $\sigma = 0.874$  S/m;  $\epsilon_r = 42.26$ ;  $\rho = 1000$  kg/m<sup>3</sup> ;  
Phantom section: Left Section

DASY5 Configuration:

- Probe: EX3DV4 - SN7329; ConvF(10.01, 10.01, 10.01); Calibrated: 2018/9/30;
- Sensor-Surface: 1.4mm (Mechanical Surface Detection)
- Electronics: DAE4 Sn772; Calibrated: 2018/9/28
- Phantom: Twin SAM; Type: Twin SAM V5.0; Serial: 1412
- Measurement SW: DASY52, Version 52.8 (8);

**Area Scan (101x61x1):** Interpolated grid: dx=1.500 mm, dy=1.500 mm

Maximum value of SAR (interpolated) = 0.383 W/kg


**Zoom Scan (5x6x7)/Cube 0:** Measurement grid: dx=8mm, dy=8mm, dz=5mm

Reference Value = 6.181 V/m; Power Drift = -0.10 dB

Peak SAR (extrapolated) = 0.399 W/kg

**SAR(1 g) = 0.312 W/kg; SAR(10 g) = 0.239 W/kg**

Maximum value of SAR (measured) = 0.366 W/kg



0 dB = 0.366 W/kg = -4.37 dBW/kg

**Test Plot 48#: WCDMA Band 5\_Head Left Cheek\_Middle****DUT: Smart Phone; Type: ADVANCE L5; Serial: 19053100121**

Communication System: Generic WCDMA; Frequency: 836.6 MHz; Duty Cycle: 1:1  
 Medium parameters used:  $f = 836.6$  MHz;  $\sigma = 0.876$  S/m;  $\epsilon_r = 42.133$ ;  $\rho = 1000$  kg/m<sup>3</sup> ;  
 Phantom section: Left Section

DASY5 Configuration:

- Probe: EX3DV4 - SN7329; ConvF(10.01, 10.01, 10.01); Calibrated: 2018/9/30;
- Sensor-Surface: 1.4mm (Mechanical Surface Detection)
- Electronics: DAE4 Sn772; Calibrated: 2018/9/28
- Phantom: Twin SAM; Type: Twin SAM V5.0; Serial: 1412
- Measurement SW: DASY52, Version 52.8 (8);

**Area Scan (101x61x1):** Interpolated grid: dx=1.500 mm, dy=1.500 mm

Maximum value of SAR (interpolated) = 0.425 W/kg

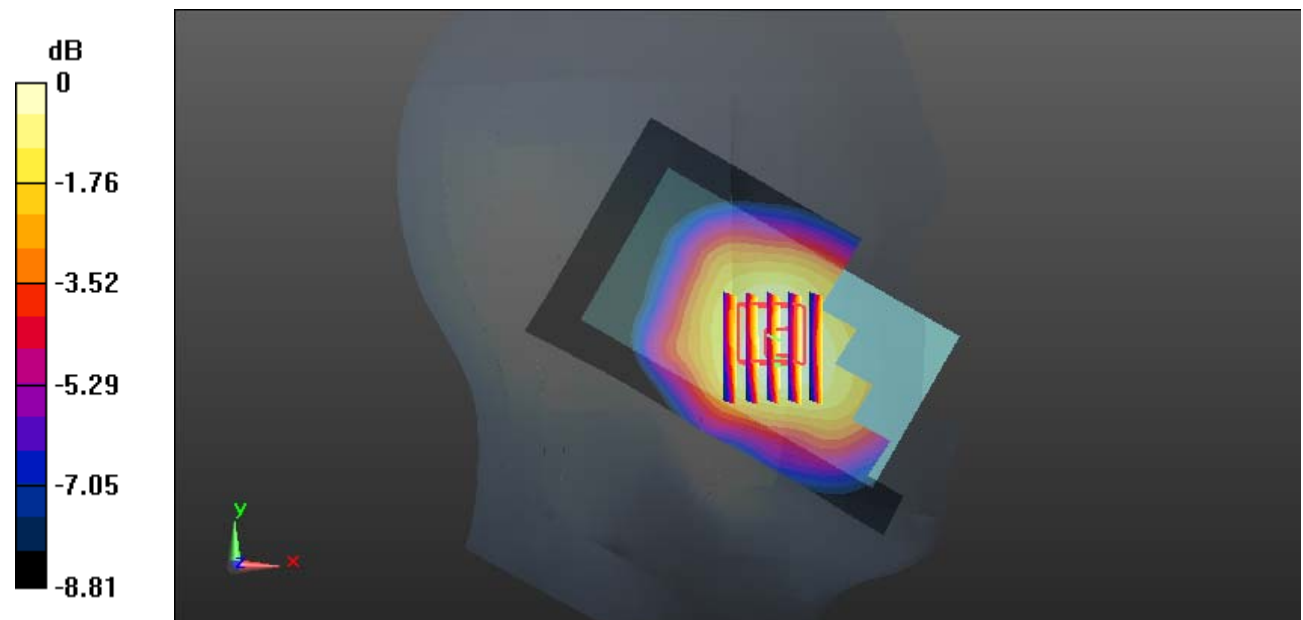
**Zoom Scan (5x6x7)/Cube 0:** Measurement grid: dx=8mm, dy=8mm, dz=5mm

Reference Value = 6.709 V/m; Power Drift = -0.16 dB

Peak SAR (extrapolated) = 0.449 W/kg

**SAR(1 g) = 0.357 W/kg; SAR(10 g) = 0.275 W/kg**

Maximum value of SAR (measured) = 0.420 W/kg



0 dB = 0.420 W/kg = -3.77 dBW/kg



**Test Plot 49#: WCDMA Band 5\_Head Left Cheek\_High****DUT: Smart Phone; Type: ADVANCE L5; Serial: 19053100121**

Communication System: Generic WCDMA; Frequency: 846.6 MHz; Duty Cycle: 1:1  
 Medium parameters used:  $f = 846.6$  MHz;  $\sigma = 0.884$  S/m;  $\epsilon_r = 42.017$ ;  $\rho = 1000$  kg/m<sup>3</sup> ;  
 Phantom section: Left Section

DASY5 Configuration:

- Probe: EX3DV4 - SN7329; ConvF(10.01, 10.01, 10.01); Calibrated: 2018/9/30;
- Sensor-Surface: 1.4mm (Mechanical Surface Detection)
- Electronics: DAE4 Sn772; Calibrated: 2018/9/28
- Phantom: Twin SAM; Type: Twin SAM V5.0; Serial: 1412
- Measurement SW: DASY52, Version 52.8 (8);

**Area Scan (101x61x1):** Interpolated grid: dx=1.500 mm, dy=1.500 mm

Maximum value of SAR (interpolated) = 0.583 W/kg


**Zoom Scan (5x6x7)/Cube 0:** Measurement grid: dx=8mm, dy=8mm, dz=5mm

Reference Value = 8.012 V/m; Power Drift = -0.10 dB

Peak SAR (extrapolated) = 0.601 W/kg

**SAR(1 g) = 0.464 W/kg; SAR(10 g) = 0.353 W/kg**

Maximum value of SAR (measured) = 0.552 W/kg



0 dB = 0.552 W/kg = -2.58 dBW/kg

**Test Plot 50#: WCDMA Band 5\_Head Left Tilt\_Middle****DUT: Smart Phone; Type: ADVANCE L5; Serial: 19053100121**

Communication System: Generic WCDMA; Frequency: 836.6 MHz; Duty Cycle: 1:1  
Medium parameters used:  $f = 836.6$  MHz;  $\sigma = 0.876$  S/m;  $\epsilon_r = 42.133$ ;  $\rho = 1000$  kg/m<sup>3</sup> ;  
Phantom section: Left Section

DASY5 Configuration:

- Probe: EX3DV4 - SN7329; ConvF(10.01, 10.01, 10.01); Calibrated: 2018/9/30;
- Sensor-Surface: 1.4mm (Mechanical Surface Detection)
- Electronics: DAE4 Sn772; Calibrated: 2018/9/28
- Phantom: Twin SAM; Type: Twin SAM V5.0; Serial: 1412
- Measurement SW: DASY52, Version 52.8 (8);

**Area Scan (101x61x1):** Interpolated grid: dx=1.500 mm, dy=1.500 mm

Maximum value of SAR (interpolated) = 0.150 W/kg


**Zoom Scan (5x5x7)/Cube 0:** Measurement grid: dx=8mm, dy=8mm, dz=5mm

Reference Value = 8.356 V/m; Power Drift = 0.03 dB

Peak SAR (extrapolated) = 0.164 W/kg

**SAR(1 g) = 0.132 W/kg; SAR(10 g) = 0.104 W/kg**

Maximum value of SAR (measured) = 0.153 W/kg



0 dB = 0.153 W/kg = -8.15 dBW/kg

**Test Plot 51#: WCDMA Band 5\_Head Right Cheek\_Middle****DUT: Smart Phone; Type: ADVANCE L5; Serial: 19053100121**

Communication System: Generic WCDMA; Frequency: 836.6 MHz; Duty Cycle: 1:1  
 Medium parameters used:  $f = 836.6$  MHz;  $\sigma = 0.876$  S/m;  $\epsilon_r = 42.133$ ;  $\rho = 1000$  kg/m<sup>3</sup> ;  
 Phantom section: Right Section

DASY5 Configuration:

- Probe: EX3DV4 - SN7329; ConvF(10.01, 10.01, 10.01); Calibrated: 2018/9/30;
- Sensor-Surface: 1.4mm (Mechanical Surface Detection)
- Electronics: DAE4 Sn772; Calibrated: 2018/9/28
- Phantom: Twin SAM; Type: Twin SAM V5.0; Serial: 1412
- Measurement SW: DASY52, Version 52.8 (8);

**Area Scan (101x61x1):** Interpolated grid: dx=1.500 mm, dy=1.500 mm

Maximum value of SAR (interpolated) = 0.263 W/kg


**Zoom Scan (6x6x7)/Cube 0:** Measurement grid: dx=8mm, dy=8mm, dz=5mm

Reference Value = 4.344 V/m; Power Drift = 0.15 dB

Peak SAR (extrapolated) = 0.290 W/kg

**SAR(1 g) = 0.233 W/kg; SAR(10 g) = 0.180 W/kg**

Maximum value of SAR (measured) = 0.271 W/kg



**Test Plot 52#: WCDMA Band 5\_Head Right Tilt\_Middle****DUT: Smart Phone; Type: ADVANCE L5; Serial: 19053100121**

Communication System: Generic WCDMA; Frequency: 836.6 MHz; Duty Cycle: 1:1  
 Medium parameters used:  $f = 836.6$  MHz;  $\sigma = 0.876$  S/m;  $\epsilon_r = 42.133$ ;  $\rho = 1000$  kg/m<sup>3</sup> ;  
 Phantom section: Right Section

DASY5 Configuration:

- Probe: EX3DV4 - SN7329; ConvF(10.01, 10.01, 10.01); Calibrated: 2018/9/30;
- Sensor-Surface: 1.4mm (Mechanical Surface Detection)
- Electronics: DAE4 Sn772; Calibrated: 2018/9/28
- Phantom: Twin SAM; Type: Twin SAM V5.0; Serial: 1412
- Measurement SW: DASY52, Version 52.8 (8);

**Area Scan (101x61x1):** Interpolated grid: dx=1.500 mm, dy=1.500 mm

Maximum value of SAR (interpolated) = 0.150 W/kg


**Zoom Scan (5x5x7)/Cube 0:** Measurement grid: dx=8mm, dy=8mm, dz=5mm

Reference Value = 8.158 V/m; Power Drift = 0.09 dB

Peak SAR (extrapolated) = 0.158 W/kg

**SAR(1 g) = 0.131 W/kg; SAR(10 g) = 0.104 W/kg**

Maximum value of SAR (measured) = 0.150 W/kg



**Test Plot 53#: WCDMA Band 5\_Body Back\_Low****DUT: Smart Phone; Type: ADVANCE L5; Serial: 19053100121**

Communication System: Generic WCDMA; Frequency: 826.4 MHz; Duty Cycle: 1:1  
 Medium parameters used:  $f = 826.4$  MHz;  $\sigma = 0.957$  S/m;  $\epsilon_r = 57.196$ ;  $\rho = 1000$  kg/m<sup>3</sup> ;  
 Phantom section: Right Section

DASY5 Configuration:

- Probe: EX3DV4 - SN7329; ConvF(10.23, 10.23, 10.23); Calibrated: 2018/9/30;
- Sensor-Surface: 1.4mm (Mechanical Surface Detection)
- Electronics: DAE4 Sn772; Calibrated: 2018/9/28
- Phantom: Triple Flat Phantom 5.1C; Type: QD 000 P51 CA; Serial: Serial: 1130
- Measurement SW: DASY52, Version 52.8 (8);

**Area Scan (101x61x1):** Interpolated grid: dx=1.500 mm, dy=1.500 mm

Maximum value of SAR (interpolated) = 0.677 W/kg


**Zoom Scan (6x6x7)/Cube 0:** Measurement grid: dx=8mm, dy=8mm, dz=5mm

Reference Value = 25.75 V/m; Power Drift = -0.09 dB

Peak SAR (extrapolated) = 0.829 W/kg

**SAR(1 g) = 0.517 W/kg; SAR(10 g) = 0.370 W/kg**

Maximum value of SAR (measured) = 0.694 W/kg



**Test Plot 54#: WCDMA Band 5\_Body Back\_Middle****DUT: Smart Phone; Type: ADVANCE L5; Serial: 19053100121**

Communication System: Generic WCDMA; Frequency: 836.6 MHz; Duty Cycle: 1:1  
 Medium parameters used:  $f = 836.6$  MHz;  $\sigma = 0.964$  S/m;  $\epsilon_r = 56.934$ ;  $\rho = 1000$  kg/m<sup>3</sup> ;  
 Phantom section: Right Section

DASY5 Configuration:

- Probe: EX3DV4 - SN7329; ConvF(10.23, 10.23, 10.23); Calibrated: 2018/9/30;
- Sensor-Surface: 1.4mm (Mechanical Surface Detection)
- Electronics: DAE4 Sn772; Calibrated: 2018/9/28
- Phantom: Triple Flat Phantom 5.1C; Type: QD 000 P51 CA; Serial: Serial: 1130
- Measurement SW: DASY52, Version 52.8 (8);

**Area Scan (101x61x1):** Interpolated grid: dx=1.500 mm, dy=1.500 mm

Maximum value of SAR (interpolated) = 0.588 W/kg

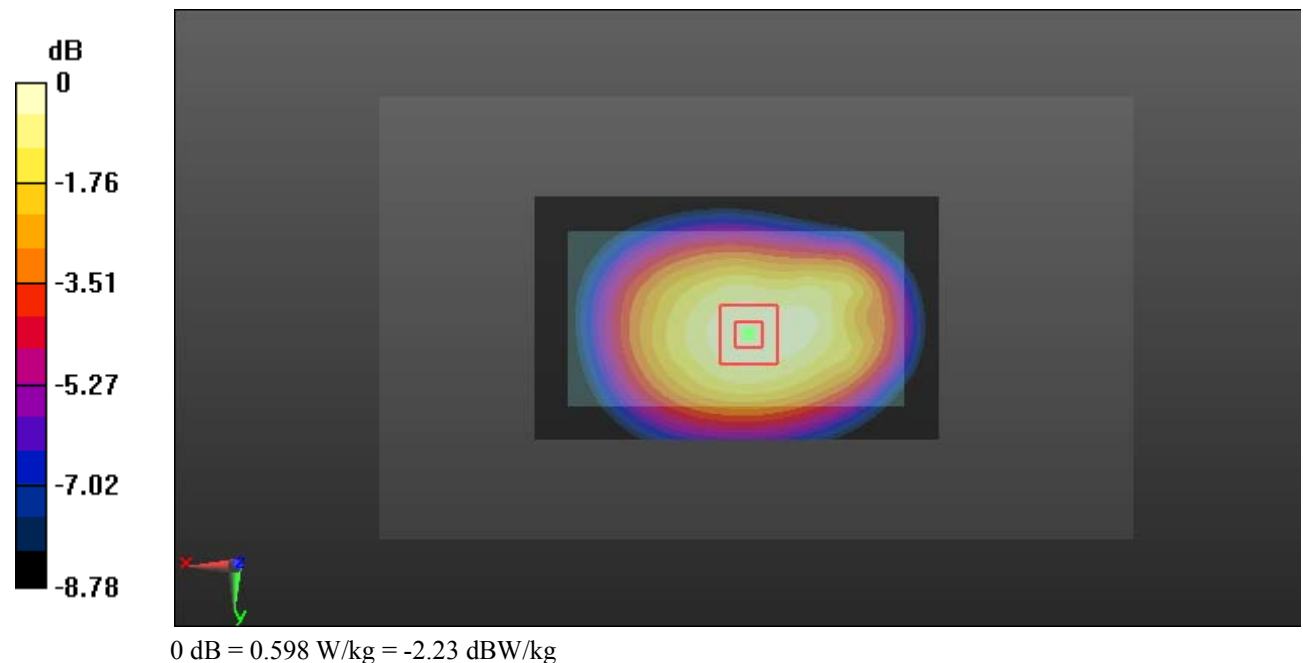
**Zoom Scan (5x5x7)/Cube 0:** Measurement grid: dx=8mm, dy=8mm, dz=5mm

Reference Value = 25.22 V/m; Power Drift = 0.03 dB

Peak SAR (extrapolated) = 0.654 W/kg

**SAR(1 g) = 0.485 W/kg; SAR(10 g) = 0.358 W/kg**

Maximum value of SAR (measured) = 0.598 W/kg



**Test Plot 55#: WCDMA Band 5\_Body Back\_High****DUT: Smart Phone; Type: ADVANCE L5; Serial: 19053100121**

Communication System: Generic WCDMA; Frequency: 846.6 MHz; Duty Cycle: 1:1  
 Medium parameters used:  $f = 846.6$  MHz;  $\sigma = 0.969$  S/m;  $\epsilon_r = 56.827$ ;  $\rho = 1000$  kg/m<sup>3</sup> ;  
 Phantom section: Right Section

DASY5 Configuration:

- Probe: EX3DV4 - SN7329; ConvF(10.23, 10.23, 10.23); Calibrated: 2018/9/30;
- Sensor-Surface: 1.4mm (Mechanical Surface Detection)
- Electronics: DAE4 Sn772; Calibrated: 2018/9/28
- Phantom: Triple Flat Phantom 5.1C; Type: QD 000 P51 CA; Serial: Serial: 1130
- Measurement SW: DASY52, Version 52.8 (8);

**Area Scan (101x61x1):** Interpolated grid: dx=1.500 mm, dy=1.500 mm

Maximum value of SAR (interpolated) = 0.921 W/kg

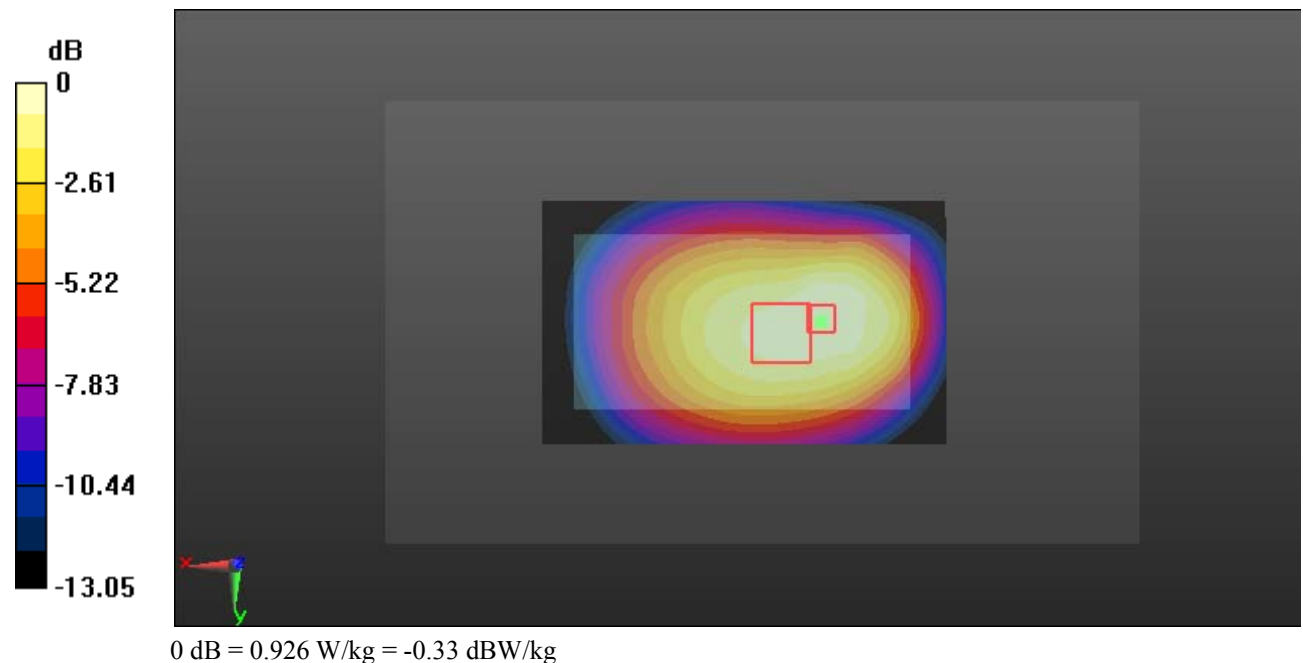
**Zoom Scan (7x6x7)/Cube 0:** Measurement grid: dx=8mm, dy=8mm, dz=5mm

Reference Value = 29.69 V/m; Power Drift = 0.07 dB

Peak SAR (extrapolated) = 1.11 W/kg

**SAR(1 g) = 0.693 W/kg; SAR(10 g) = 0.502 W/kg**

Maximum value of SAR (measured) = 0.926 W/kg



**Test Plot 56#: WCDMA Band 5\_Body Left\_Middle****DUT: Smart Phone; Type: ADVANCE L5; Serial: 19053100121**

Communication System: Generic WCDMA; Frequency: 836.6 MHz; Duty Cycle: 1:1  
 Medium parameters used:  $f = 836.6$  MHz;  $\sigma = 0.964$  S/m;  $\epsilon_r = 56.934$ ;  $\rho = 1000$  kg/m<sup>3</sup> ;  
 Phantom section: Right Section

DASY5 Configuration:

- Probe: EX3DV4 - SN7329; ConvF(10.23, 10.23, 10.23); Calibrated: 2018/9/30;
- Sensor-Surface: 1.4mm (Mechanical Surface Detection)
- Electronics: DAE4 Sn772; Calibrated: 2018/9/28
- Phantom: Triple Flat Phantom 5.1C; Type: QD 000 P51 CA; Serial: Serial: 1130
- Measurement SW: DASY52, Version 52.8 (8);

**Area Scan (101x41x1):** Interpolated grid: dx=1.500 mm, dy=1.500 mm

Maximum value of SAR (interpolated) = 0.323 W/kg


**Zoom Scan (5x5x7)/Cube 0:** Measurement grid: dx=8mm, dy=8mm, dz=5mm

Reference Value = 18.15 V/m; Power Drift = -0.07 dB

Peak SAR (extrapolated) = 0.369 W/kg

**SAR(1 g) = 0.246 W/kg; SAR(10 g) = 0.170 W/kg**

Maximum value of SAR (measured) = 0.325 W/kg





**Test Plot 57#: WCDMA Band 5\_Body Bottom\_Middle****DUT: Smart Phone; Type: ADVANCE L5; Serial: 19053100121**

Communication System: Generic WCDMA; Frequency: 836.6 MHz; Duty Cycle: 1:1  
Medium parameters used:  $f = 836.6$  MHz;  $\sigma = 0.964$  S/m;  $\epsilon_r = 56.934$ ;  $\rho = 1000$  kg/m<sup>3</sup> ;  
Phantom section: Right Section

DASY5 Configuration:

- Probe: EX3DV4 - SN7329; ConvF(10.23, 10.23, 10.23); Calibrated: 2018/9/30;
- Sensor-Surface: 1.4mm (Mechanical Surface Detection)
- Electronics: DAE4 Sn772; Calibrated: 2018/9/28
- Phantom: Triple Flat Phantom 5.1C; Type: QD 000 P51 CA; Serial: Serial: 1130
- Measurement SW: DASY52, Version 52.8 (8);

**Area Scan (41x61x1):** Interpolated grid: dx=1.500 mm, dy=1.500 mm

Maximum value of SAR (interpolated) = 0.0944 W/kg

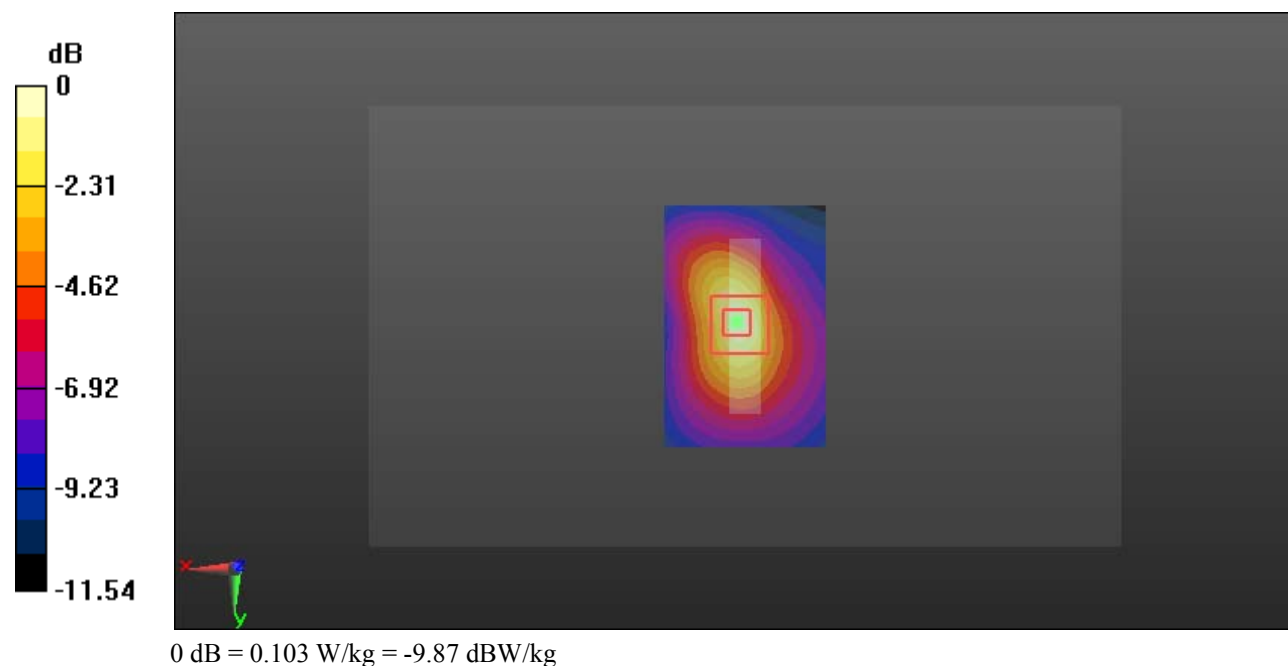
**Zoom Scan (5x5x7)/Cube 0:** Measurement grid: dx=8mm, dy=8mm, dz=5mm

Reference Value = 10.08 V/m; Power Drift = -0.15 dB

Peak SAR (extrapolated) = 0.134 W/kg

**SAR(1 g) = 0.061 W/kg; SAR(10 g) = 0.033 W/kg**

Maximum value of SAR (measured) = 0.103 W/kg



**Test Plot 58#: WLAN 2.4G Mode B\_Head Left Cheek\_Middle****DUT: Smart Phone; Type: ADVANCE L5; Serial: 19053100121**

Communication System: IEEE 802.11b WiFi 2.4 GHz; Frequency: 2437 MHz; Duty Cycle: 1:1

Medium parameters used:  $f = 2437$  MHz;  $\sigma = 1.764$  S/m;  $\epsilon_r = 40.107$ ;  $\rho = 1000$  kg/m<sup>3</sup>

Phantom section: Left Section

DASY5 Configuration:

- Probe: EX3DV4 - SN7329; ConvF(7.62, 7.62, 7.62); Calibrated: 2018/9/30;
- Sensor-Surface: 1.4mm (Mechanical Surface Detection)
- Electronics: DAE4 Sn772; Calibrated: 2018/9/28
- Phantom: Twin SAM; Type: Twin SAM V5.0; Serial: 1412
- Measurement SW: DASY52, Version 52.8 (8);

**Area Scan (121x71x1):** Interpolated grid: dx=1.200 mm, dy=1.200 mm

Maximum value of SAR (interpolated) = 0.0371 W/kg


**Zoom Scan (6x6x7)/Cube 0:** Measurement grid: dx=8mm, dy=8mm, dz=5mm

Reference Value = 2.554 V/m; Power Drift = 0.11 dB

Peak SAR (extrapolated) = 0.0460 W/kg

**SAR(1 g) = 0.026 W/kg; SAR(10 g) = 0.015 W/kg**

Maximum value of SAR (measured) = 0.0375 W/kg



0 dB = 0.0375 W/kg = -14.26 dBW/kg

**Test Plot 59#: WLAN 2.4G Mode B\_Head Left Tilt\_Middle****DUT: Smart Phone; Type: ADVANCE L5; Serial: 19053100121**

Communication System: IEEE 802.11b WiFi 2.4 GHz; Frequency: 2437 MHz; Duty Cycle: 1:1

Medium parameters used:  $f = 2437$  MHz;  $\sigma = 1.764$  S/m;  $\epsilon_r = 40.107$ ;  $\rho = 1000$  kg/m<sup>3</sup>

Phantom section: Left Section

DASY5 Configuration:

- Probe: EX3DV4 - SN7329; ConvF(7.62, 7.62, 7.62); Calibrated: 2018/9/30;
- Sensor-Surface: 1.4mm (Mechanical Surface Detection)
- Electronics: DAE4 Sn772; Calibrated: 2018/9/28
- Phantom: Twin SAM; Type: Twin SAM V5.0; Serial: 1412
- Measurement SW: DASY52, Version 52.8 (8);

**Area Scan (121x81x1):** Interpolated grid: dx=1.200 mm, dy=1.200 mm

Maximum value of SAR (interpolated) = 0.0276 W/kg


**Zoom Scan (5x5x7)/Cube 0:** Measurement grid: dx=8mm, dy=8mm, dz=5mm

Reference Value = 1.942 V/m; Power Drift = 0.11 dB

Peak SAR (extrapolated) = 0.0240 W/kg

**SAR(1 g) = 0.014 W/kg; SAR(10 g) = 0.00513 W/kg**

Maximum value of SAR (measured) = 0.0238 W/kg



0 dB = 0.0238 W/kg = -16.23 dBW/kg

**Test Plot 60#: WLAN 2.4G Mode B\_Head Right Cheek\_Low****DUT: Smart Phone; Type: ADVANCE L5; Serial: 19053100121**

Communication System: IEEE 802.11b WiFi 2.4 GHz; Frequency: 2412 MHz; Duty Cycle: 1:1

Medium parameters used:  $f = 2412$  MHz;  $\sigma = 1.742$  S/m;  $\epsilon_r = 40.244$ ;  $\rho = 1000$  kg/m<sup>3</sup>

Phantom section: Right Section

DASY5 Configuration:

- Probe: EX3DV4 - SN7329; ConvF(7.62, 7.62, 7.62); Calibrated: 2018/9/30;
- Sensor-Surface: 1.4mm (Mechanical Surface Detection)
- Electronics: DAE4 Sn772; Calibrated: 2018/9/28
- Phantom: Twin SAM; Type: Twin SAM V5.0; Serial: 1412
- Measurement SW: DASY52, Version 52.8 (8);

**Area Scan (121x71x1):** Interpolated grid: dx=1.200 mm, dy=1.200 mm

Maximum value of SAR (interpolated) = 0.169 W/kg

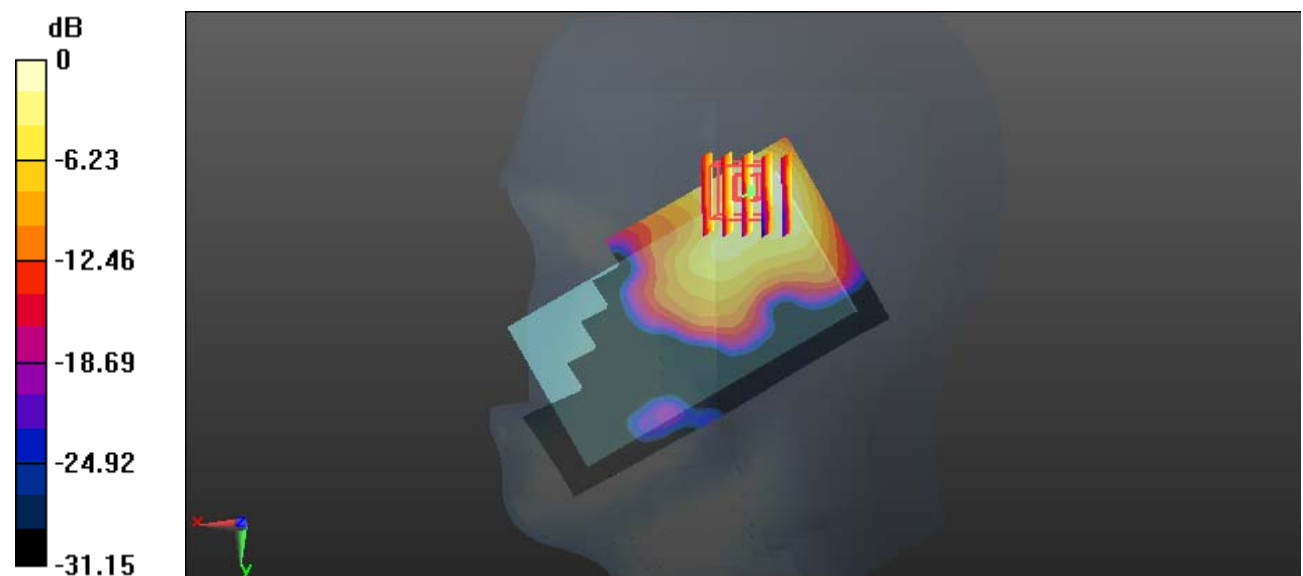
**Zoom Scan (5x5x7)/Cube 0:** Measurement grid: dx=8mm, dy=8mm, dz=5mm

Reference Value = 4.974 V/m; Power Drift = 0.16 dB

Peak SAR (extrapolated) = 0.216 W/kg

**SAR(1 g) = 0.108 W/kg; SAR(10 g) = 0.052 W/kg**

Maximum value of SAR (measured) = 0.175 W/kg



0 dB = 0.175 W/kg = -7.57 dBW/kg

**Test Plot 61#: WLAN 2.4G Mode B\_Head Right Cheek\_Middle****DUT: Smart Phone; Type: ADVANCE L5; Serial: 19053100121**

Communication System: IEEE 802.11b WiFi 2.4 GHz; Frequency: 2437 MHz; Duty Cycle: 1:1

Medium parameters used:  $f = 2437$  MHz;  $\sigma = 1.764$  S/m;  $\epsilon_r = 40.107$ ;  $\rho = 1000$  kg/m<sup>3</sup>

Phantom section: Right Section

DASY5 Configuration:

- Probe: EX3DV4 - SN7329; ConvF(7.62, 7.62, 7.62); Calibrated: 2018/9/30;
- Sensor-Surface: 1.4mm (Mechanical Surface Detection)
- Electronics: DAE4 Sn772; Calibrated: 2018/9/28
- Phantom: Twin SAM; Type: Twin SAM V5.0; Serial: 1412
- Measurement SW: DASY52, Version 52.8 (8);

**Area Scan (121x71x1):** Interpolated grid: dx=1.200 mm, dy=1.200 mm

Maximum value of SAR (interpolated) = 0.119 W/kg


**Zoom Scan (5x5x7)/Cube 0:** Measurement grid: dx=8mm, dy=8mm, dz=5mm

Reference Value = 4.665 V/m; Power Drift = 0.12 dB

Peak SAR (extrapolated) = 0.149 W/kg

**SAR(1 g) = 0.073 W/kg; SAR(10 g) = 0.035 W/kg**

Maximum value of SAR (measured) = 0.118 W/kg



0 dB = 0.118 W/kg = -9.28 dBW/kg

**Test Plot 62#: WLAN 2.4G Mode B\_Head Right Cheek\_High****DUT: Smart Phone; Type: ADVANCE L5; Serial: 19053100121**

Communication System: IEEE 802.11b WiFi 2.4 GHz; Frequency: 2462 MHz; Duty Cycle: 1:1

Medium parameters used:  $f = 2462$  MHz;  $\sigma = 1.817$  S/m;  $\epsilon_r = 38.992$ ;  $\rho = 1000$  kg/m<sup>3</sup>

Phantom section: Right Section

DASY5 Configuration:

- Probe: EX3DV4 - SN7329; ConvF(7.62, 7.62, 7.62); Calibrated: 2018/9/30;
- Sensor-Surface: 1.4mm (Mechanical Surface Detection)
- Electronics: DAE4 Sn772; Calibrated: 2018/9/28
- Phantom: Twin SAM; Type: Twin SAM V5.0; Serial: 1412
- Measurement SW: DASY52, Version 52.8 (8);

**Area Scan (121x71x1):** Interpolated grid: dx=1.200 mm, dy=1.200 mm

Maximum value of SAR (interpolated) = 0.113 W/kg


**Zoom Scan (5x5x7)/Cube 0:** Measurement grid: dx=8mm, dy=8mm, dz=5mm

Reference Value = 4.044 V/m; Power Drift = 0.15 dB

Peak SAR (extrapolated) = 0.142 W/kg

**SAR(1 g) = 0.069 W/kg; SAR(10 g) = 0.033 W/kg**

Maximum value of SAR (measured) = 0.116 W/kg



0 dB = 0.116 W/kg = -9.36 dBW/kg

**Test Plot 63#: WLAN 2.4G Mode B\_Head Right Tilt\_Middle****DUT: Smart Phone; Type: ADVANCE L5; Serial: 19053100121**

Communication System: IEEE 802.11b WiFi 2.4 GHz; Frequency: 2437 MHz; Duty Cycle: 1:1

Medium parameters used:  $f = 2437$  MHz;  $\sigma = 1.764$  S/m;  $\epsilon_r = 40.107$ ;  $\rho = 1000$  kg/m<sup>3</sup>

Phantom section: Right Section

DASY5 Configuration:

- Probe: EX3DV4 - SN7329; ConvF(7.62, 7.62, 7.62); Calibrated: 2018/9/30;
- Sensor-Surface: 1.4mm (Mechanical Surface Detection)
- Electronics: DAE4 Sn772; Calibrated: 2018/9/28
- Phantom: Twin SAM; Type: Twin SAM V5.0; Serial: 1412
- Measurement SW: DASY52, Version 52.8 (8);

**Area Scan (121x71x1):** Interpolated grid: dx=1.200 mm, dy=1.200 mm

Maximum value of SAR (interpolated) = 0.0566 W/kg

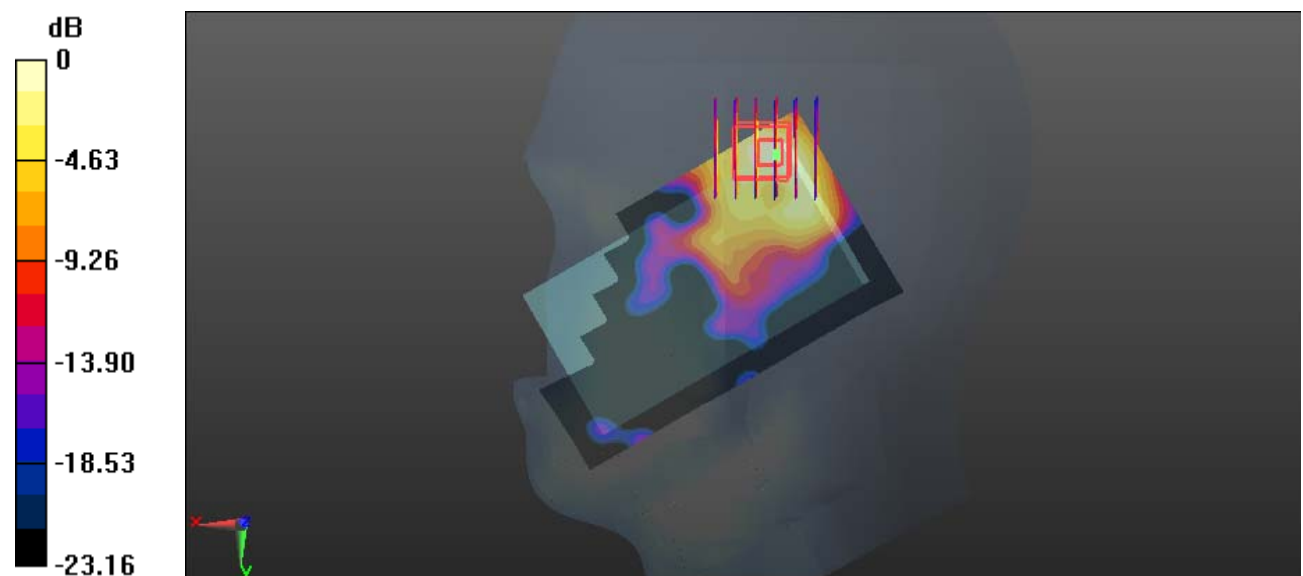
**Zoom Scan (6x6x7)/Cube 0:** Measurement grid: dx=8mm, dy=8mm, dz=5mm

Reference Value = 3.660 V/m; Power Drift = -0.16 dB

Peak SAR (extrapolated) = 0.0700 W/kg

**SAR(1 g) = 0.034 W/kg; SAR(10 g) = 0.016 W/kg**

Maximum value of SAR (measured) = 0.0585 W/kg



0 dB = 0.0585 W/kg = -12.33 dBW/kg

**Test Plot 64#: WLAN 2.4G Mode B\_Body Back\_Low****DUT: Smart Phone; Type: ADVANCE L5; Serial: 19053100121**

Communication System: IEEE 802.11b WiFi 2.4 GHz; Frequency: 2412 MHz; Duty Cycle: 1:1

Medium parameters used:  $f = 2412$  MHz;  $\sigma = 1.911$  S/m;  $\epsilon_r = 54.396$ ;  $\rho = 1000$  kg/m<sup>3</sup>

Phantom section: Center Section

DASY5 Configuration:

- Probe: EX3DV4 - SN7329; ConvF(7.47, 7.47, 7.47); Calibrated: 2018/9/30;
- Sensor-Surface: 1.4mm (Mechanical Surface Detection)
- Electronics: DAE4 Sn772; Calibrated: 2018/9/28
- Phantom: Triple Flat Phantom 5.1C; Type: QD 000 P51 CA; Serial: 1130
- Measurement SW: DASY52, Version 52.8 (8);

**Area Scan (121x71x1):** Interpolated grid: dx=1.200 mm, dy=1.200 mm

Maximum value of SAR (interpolated) = 0.0958 W/kg

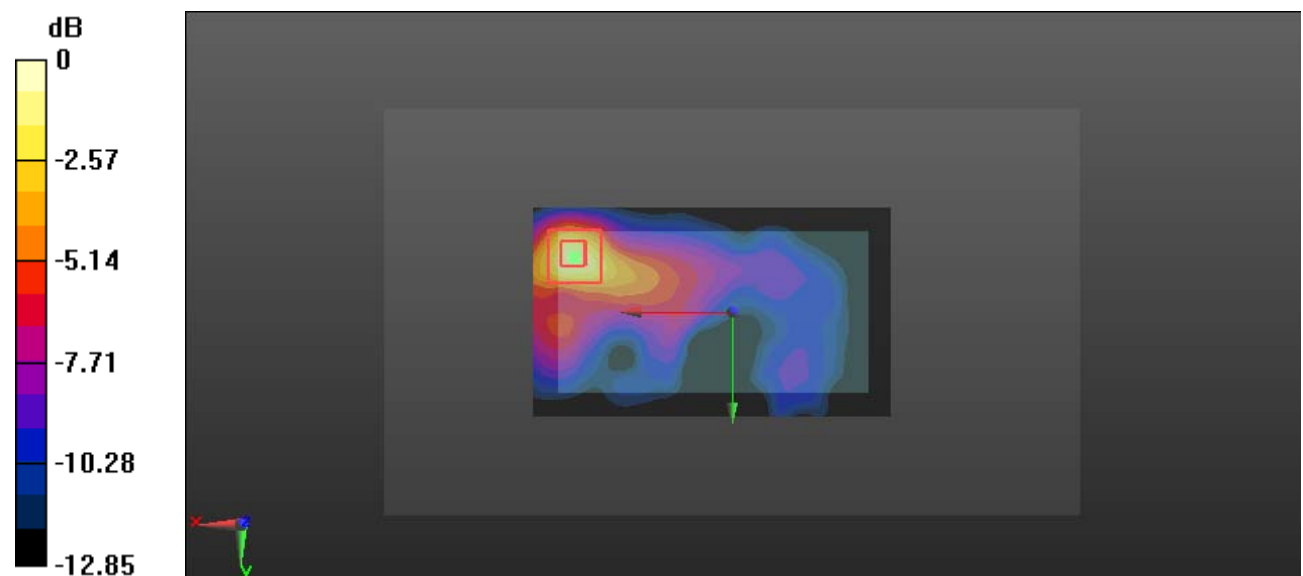
**Zoom Scan (5x5x7)/Cube 0:** Measurement grid: dx=8mm, dy=8mm, dz=5mm

Reference Value = 1.713 V/m; Power Drift = 0.16 dB

Peak SAR (extrapolated) = 0.134 W/kg

**SAR(1 g) = 0.063 W/kg; SAR(10 g) = 0.028 W/kg**

Maximum value of SAR (measured) = 0.111 W/kg



0 dB = 0.111 W/kg = -9.55 dBW/kg



**Test Plot 65#: WLAN 2.4G Mode B\_Body Back\_Middle****DUT: Smart Phone; Type: ADVANCE L5; Serial: 19053100121**

Communication System: IEEE 802.11b WiFi 2.4 GHz; Frequency: 2437 MHz; Duty Cycle: 1:1

Medium parameters used:  $f = 2437$  MHz;  $\sigma = 1.936$  S/m;  $\epsilon_r = 54.204$ ;  $\rho = 1000$  kg/m<sup>3</sup>

Phantom section: Center Section

DASY5 Configuration:

- Probe: EX3DV4 - SN7329; ConvF(7.47, 7.47, 7.47); Calibrated: 2018/9/30;
- Sensor-Surface: 1.4mm (Mechanical Surface Detection)
- Electronics: DAE4 Sn772; Calibrated: 2018/9/28
- Phantom: Triple Flat Phantom 5.1C; Type: QD 000 P51 CA; Serial: 1130
- Measurement SW: DASY52, Version 52.8 (8);

**Area Scan (121x71x1):** Interpolated grid: dx=1.200 mm, dy=1.200 mm

Maximum value of SAR (interpolated) = 0.0869 W/kg

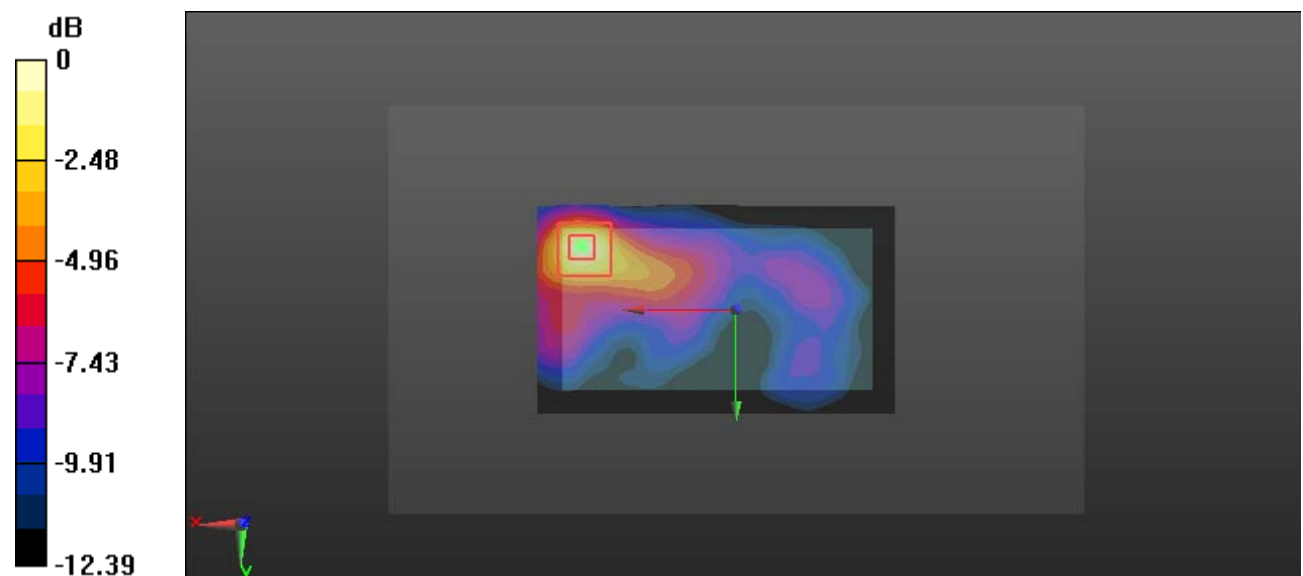
**Zoom Scan (5x5x7)/Cube 0:** Measurement grid: dx=8mm, dy=8mm, dz=5mm

Reference Value = 2.236 V/m; Power Drift = -0.18 dB

Peak SAR (extrapolated) = 0.116 W/kg

**SAR(1 g) = 0.054 W/kg; SAR(10 g) = 0.024 W/kg**

Maximum value of SAR (measured) = 0.0960 W/kg



0 dB = 0.0960 W/kg = -10.18 dBW/kg

**Test Plot 66#: WLAN 2.4G Mode B\_Body Back\_High****DUT: Smart Phone; Type: ADVANCE L5; Serial: 19053100121**

Communication System: IEEE 802.11b WiFi 2.4 GHz; Frequency: 2462 MHz; Duty Cycle: 1:1

Medium parameters used:  $f = 2462$  MHz;  $\sigma = 1.974$  S/m;  $\epsilon_r = 53.243$ ;  $\rho = 1000$  kg/m<sup>3</sup>

Phantom section: Center Section

DASY5 Configuration:

- Probe: EX3DV4 - SN7329; ConvF(7.47, 7.47, 7.47); Calibrated: 2018/9/30;
- Sensor-Surface: 1.4mm (Mechanical Surface Detection)
- Electronics: DAE4 Sn772; Calibrated: 2018/9/28
- Phantom: Triple Flat Phantom 5.1C; Type: QD 000 P51 CA; Serial: 1130
- Measurement SW: DASY52, Version 52.8 (8);

**Area Scan (121x71x1):** Interpolated grid: dx=1.200 mm, dy=1.200 mm

Maximum value of SAR (interpolated) = 0.0766 W/kg

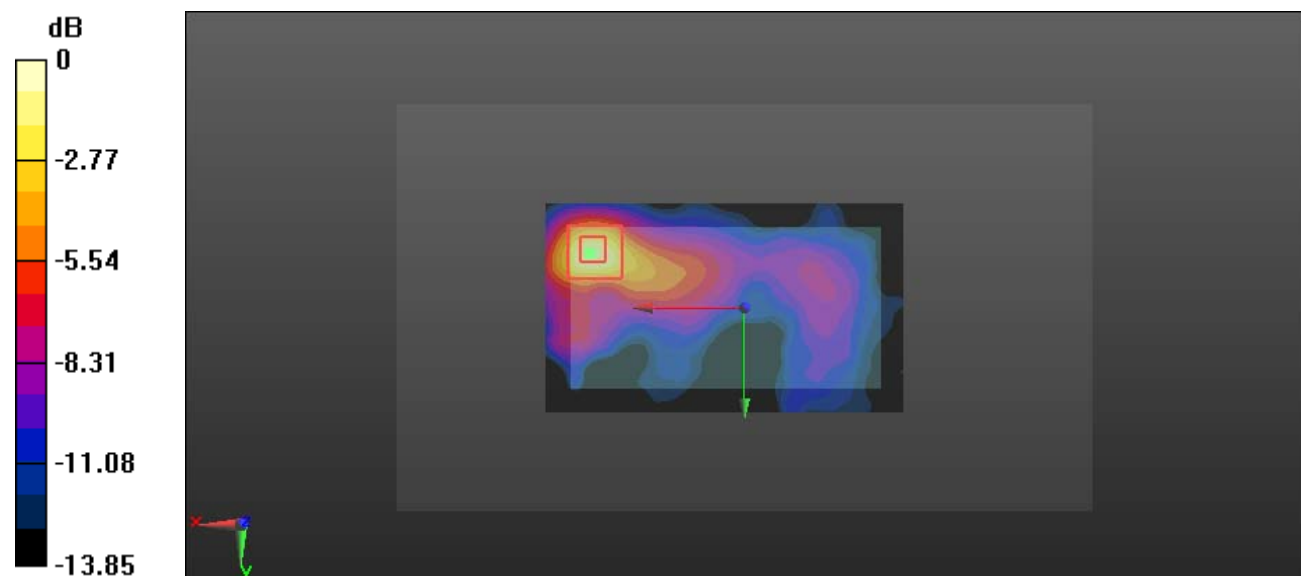
**Zoom Scan (5x5x7)/Cube 0:** Measurement grid: dx=8mm, dy=8mm, dz=5mm

Reference Value = 1.935 V/m; Power Drift = -0.18 dB

Peak SAR (extrapolated) = 0.110 W/kg

**SAR(1 g) = 0.049 W/kg; SAR(10 g) = 0.021 W/kg**

Maximum value of SAR (measured) = 0.0910 W/kg



0 dB = 0.0910 W/kg = -10.41 dBW/kg

**Test Plot 67#: WLAN 2.4G Mode B\_Body Left\_Middle****DUT: Smart Phone; Type: ADVANCE L5; Serial: 19053100121**

Communication System: IEEE 802.11b WiFi 2.4 GHz; Frequency: 2437 MHz; Duty Cycle: 1:1

Medium parameters used:  $f = 2437$  MHz;  $\sigma = 1.936$  S/m;  $\epsilon_r = 54.204$ ;  $\rho = 1000$  kg/m<sup>3</sup>

Phantom section: Center Section

DASY5 Configuration:

- Probe: EX3DV4 - SN7329; ConvF(7.47, 7.47, 7.47); Calibrated: 2018/9/30;
- Sensor-Surface: 1.4mm (Mechanical Surface Detection)
- Electronics: DAE4 Sn772; Calibrated: 2018/9/28
- Phantom: Triple Flat Phantom 5.1C; Type: QD 000 P51 CA; Serial: 1130
- Measurement SW: DASY52, Version 52.8 (8);

**Area Scan (121x51x1):** Interpolated grid: dx=1.200 mm, dy=1.200 mm

Maximum value of SAR (interpolated) = 0.0753 W/kg

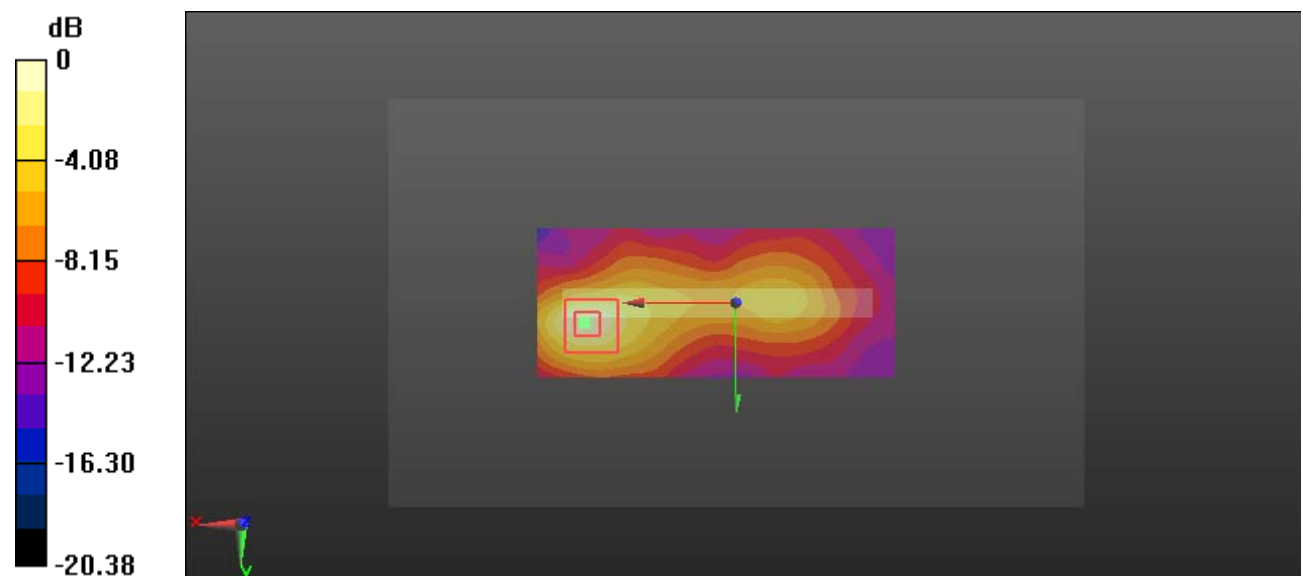
**Zoom Scan (5x5x7)/Cube 0:** Measurement grid: dx=8mm, dy=8mm, dz=5mm

Reference Value = 3.597 V/m; Power Drift = -0.02 dB

Peak SAR (extrapolated) = 0.0960 W/kg

**SAR(1 g) = 0.046 W/kg; SAR(10 g) = 0.022 W/kg**

Maximum value of SAR (measured) = 0.0785 W/kg



0 dB = 0.0785 W/kg = -11.05 dBW/kg

**Test Plot 68#: WLAN 2.4G Mode B\_Body Top\_Middle****DUT: Smart Phone; Type: ADVANCE L5; Serial: 19053100121**

Communication System: IEEE 802.11b WiFi 2.4 GHz; Frequency: 2437 MHz; Duty Cycle: 1:1

Medium parameters used:  $f = 2437$  MHz;  $\sigma = 1.936$  S/m;  $\epsilon_r = 54.204$ ;  $\rho = 1000$  kg/m<sup>3</sup>

Phantom section: Center Section

DASY5 Configuration:

- Probe: EX3DV4 - SN7329; ConvF(7.47, 7.47, 7.47); Calibrated: 2018/9/30;
- Sensor-Surface: 1.4mm (Mechanical Surface Detection)
- Electronics: DAE4 Sn772; Calibrated: 2018/9/28
- Phantom: Triple Flat Phantom 5.1C; Type: QD 000 P51 CA; Serial: 1130
- Measurement SW: DASY52, Version 52.8 (8);

**Area Scan (51x71x1):** Interpolated grid: dx=1.200 mm, dy=1.200 mm

Maximum value of SAR (interpolated) = 0.0246 W/kg


**Zoom Scan (5x5x7)/Cube 0:** Measurement grid: dx=8mm, dy=8mm, dz=5mm

Reference Value = 2.052 V/m; Power Drift = -0.11 dB

Peak SAR (extrapolated) = 0.0313 W/kg

**SAR(1 g) = 0.015 W/kg; SAR(10 g) = 0.00717 W/kg**

Maximum value of SAR (measured) = 0.0256 W/kg



0 dB = 0.0256 W/kg = -15.92 dBW/kg