



Appendix B. Plots of SAR Measurement

The plots are shown as follows.

#05 GSM850_Right Cheek_Ch251

DUT: 1D1302

Communication System: General GSM; Frequency: 848.8 MHz; Duty Cycle: 1:8.3

Medium: HSL_850_111215 Medium parameters used: $f = 849$ MHz; $\sigma = 0.917$ mho/m; $\epsilon_r = 41.426$;

$\rho = 1000$ kg/m³

Ambient Temperature : 23.4 °C ; Liquid Temperature : 21.5 °C

DASY5 Configuration:

- Probe: EX3DV4 - SN3697; ConvF(8.45, 8.45, 8.45); Calibrated: 2011-9-2
- Sensor-Surface: 4mm (Mechanical Surface Detection)
- Electronics: DAE4 Sn1210; Calibrated: 2011-11-18
- Phantom: SAM1; Type: SAM; Serial: TP-1479
- Measurement SW: DASY52, Version 52.8 (0); SEMCAD X Version 14.4.5 (3634)

Ch251/Area Scan (61x91x1): Measurement grid: dx=15mm, dy=15mm

Maximum value of SAR (interpolated) = 0.324 mW/g


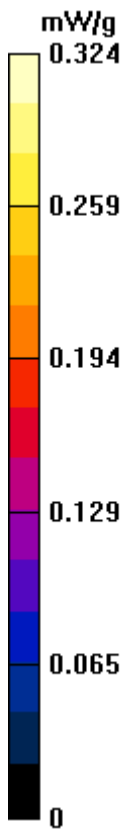
Ch251/Zoom Scan (5x5x7)/Cube 0: Measurement grid: dx=8mm, dy=8mm, dz=5mm

Reference Value = 5.701 V/m; Power Drift = 0.04 dB

Peak SAR (extrapolated) = 0.402 W/kg

SAR(1 g) = 0.304 mW/g; SAR(10 g) = 0.202 mW/g

Maximum value of SAR (measured) = 0.328 mW/g



#05 GSM850_Right Cheek_Ch251_2D

DUT: 1D1302

Communication System: General GSM; Frequency: 848.8 MHz; Duty Cycle: 1:8.3

Medium: HSL_850_111215 Medium parameters used: $f = 849$ MHz; $\sigma = 0.917$ mho/m; $\epsilon_r = 41.426$;

$\rho = 1000$ kg/m³

Ambient Temperature : 23.4 °C ; Liquid Temperature : 21.5 °C

DASY5 Configuration:

- Probe: EX3DV4 - SN3697; ConvF(8.45, 8.45, 8.45); Calibrated: 2011-9-2
- Sensor-Surface: 4mm (Mechanical Surface Detection)
- Electronics: DAE4 Sn1210; Calibrated: 2011-11-18
- Phantom: SAM1; Type: SAM; Serial: TP-1479
- Measurement SW: DASY52, Version 52.8 (0); SEMCAD X Version 14.4.5 (3634)

Ch251/Area Scan (61x91x1): Measurement grid: dx=15mm, dy=15mm

Maximum value of SAR (interpolated) = 0.324 mW/g

Ch251/Zoom Scan (5x5x7)/Cube 0: Measurement grid: dx=8mm, dy=8mm, dz=5mm

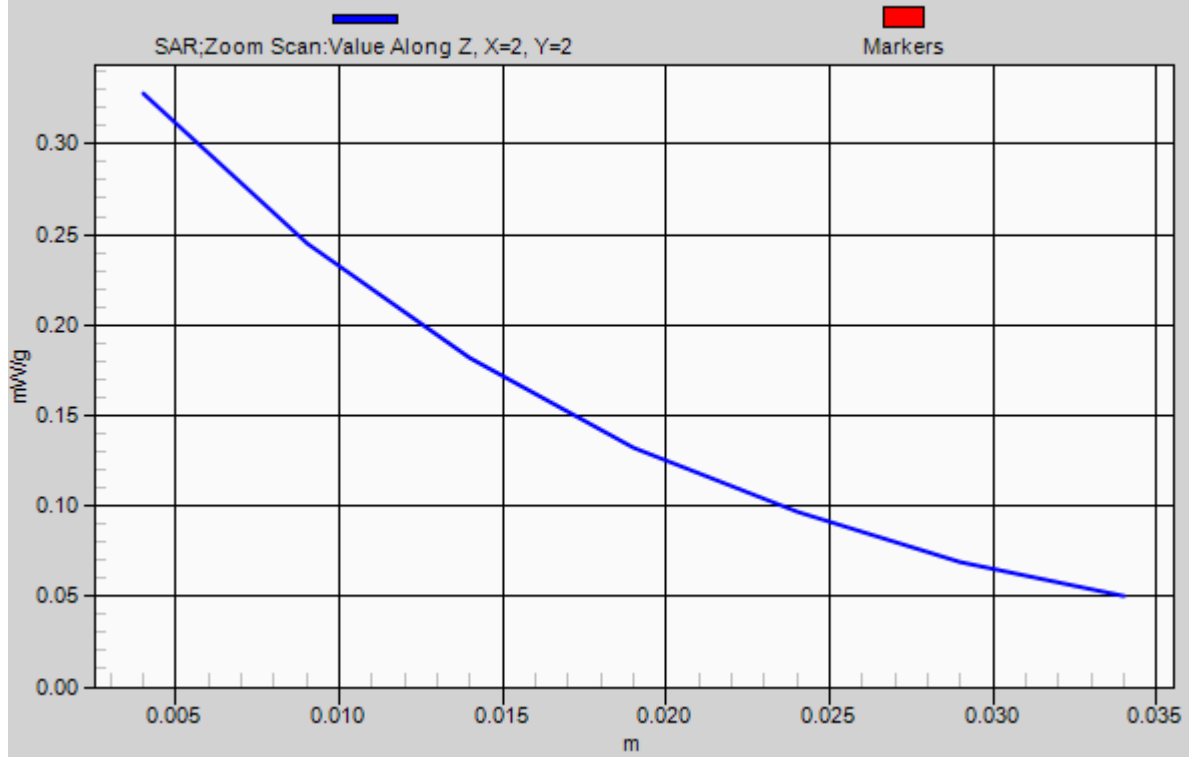
Reference Value = 5.701 V/m; Power Drift = 0.04 dB

Peak SAR (extrapolated) = 0.402 W/kg

SAR(1 g) = 0.304 mW/g; SAR(10 g) = 0.202 mW/g

Maximum value of SAR (measured) = 0.328 mW/g

1g/10g Averaged SAR



#06 GSM850_Right Tilted _Ch251

DUT: 1D1302

Communication System: General GSM; Frequency: 848.8 MHz; Duty Cycle: 1:8.3

Medium: HSL_850_111215 Medium parameters used: $f = 849$ MHz; $\sigma = 0.917$ mho/m; $\epsilon_r = 41.426$;

$\rho = 1000$ kg/m³

Ambient Temperature : 23.4 °C; Liquid Temperature : 21.5 °C

DASY5 Configuration:

- Probe: EX3DV4 - SN3697; ConvF(8.45, 8.45, 8.45); Calibrated: 2011-9-2
- Sensor-Surface: 4mm (Mechanical Surface Detection)
- Electronics: DAE4 Sn1210; Calibrated: 2011-11-18
- Phantom: SAM1; Type: SAM; Serial: TP-1479
- Measurement SW: DASY52, Version 52.8 (0); SEMCAD X Version 14.4.5 (3634)

Ch251/Area Scan (61x91x1): Measurement grid: dx=15mm, dy=15mm

Maximum value of SAR (interpolated) = 0.130 mW/g

Ch251/Zoom Scan (5x5x7)/Cube 0: Measurement grid: dx=8mm, dy=8mm, dz=5mm

Reference Value = 6.908 V/m; Power Drift = -0.09 dB

Peak SAR (extrapolated) = 0.145 W/kg

SAR(1 g) = 0.113 mW/g; SAR(10 g) = 0.078 mW/g

Maximum value of SAR (measured) = 0.120 mW/g


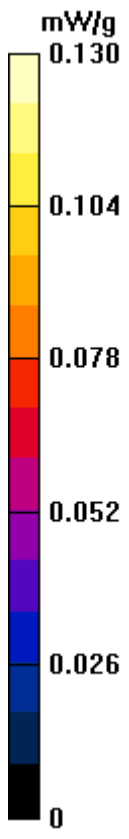
Ch251/Zoom Scan (5x5x7)/Cube 1: Measurement grid: dx=8mm, dy=8mm, dz=5mm

Reference Value = 6.908 V/m; Power Drift = -0.09 dB

Peak SAR (extrapolated) = 0.069 W/kg

SAR(1 g) = 0.049 mW/g; SAR(10 g) = 0.033 mW/g

Maximum value of SAR (measured) = 0.065 mW/g



#07 GSM850_Left Cheek_Ch251

DUT: 1D1302

Communication System: General GSM; Frequency: 848.8 MHz; Duty Cycle: 1:8.3

Medium: HSL_850_111215 Medium parameters used: $f = 849$ MHz; $\sigma = 0.917$ mho/m; $\epsilon_r = 41.426$;

$\rho = 1000$ kg/m³

Ambient Temperature : 23.4 °C ; Liquid Temperature : 21.5 °C

DASY5 Configuration:

- Probe: EX3DV4 - SN3697; ConvF(8.45, 8.45, 8.45); Calibrated: 2011-9-2
- Sensor-Surface: 4mm (Mechanical Surface Detection)
- Electronics: DAE4 Sn1210; Calibrated: 2011-11-18
- Phantom: SAM1; Type: SAM; Serial: TP-1479
- Measurement SW: DASY52, Version 52.8 (0); SEMCAD X Version 14.4.5 (3634)

Ch251/Area Scan (61x91x1): Measurement grid: dx=15mm, dy=15mm

Maximum value of SAR (interpolated) = 0.297 mW/g


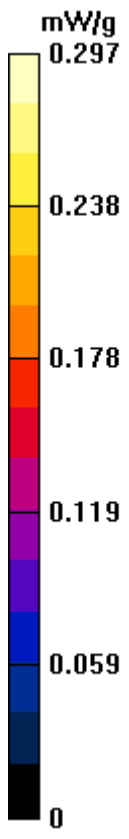
Ch251/Zoom Scan (5x5x7)/Cube 0: Measurement grid: dx=8mm, dy=8mm, dz=5mm

Reference Value = 6.280 V/m; Power Drift = 0.07 dB

Peak SAR (extrapolated) = 0.351 W/kg

SAR(1 g) = 0.259 mW/g; SAR(10 g) = 0.171 mW/g

Maximum value of SAR (measured) = 0.279 mW/g



#08 GSM850_Left Tited_Ch251

DUT: 1D1302

Communication System: General GSM; Frequency: 848.8 MHz; Duty Cycle: 1:8.3

Medium: HSL_850_111215 Medium parameters used: $f = 849$ MHz; $\sigma = 0.917$ mho/m; $\epsilon_r = 41.426$;

$\rho = 1000$ kg/m³

Ambient Temperature : 23.4 °C ; Liquid Temperature : 21.5 °C

DASY5 Configuration:

- Probe: EX3DV4 - SN3697; ConvF(8.45, 8.45, 8.45); Calibrated: 2011-9-2
- Sensor-Surface: 4mm (Mechanical Surface Detection)
- Electronics: DAE4 Sn1210; Calibrated: 2011-11-18
- Phantom: SAM1; Type: SAM; Serial: TP-1479
- Measurement SW: DASY52, Version 52.8 (0); SEMCAD X Version 14.4.5 (3634)

Ch251/Area Scan (61x91x1): Measurement grid: dx=15mm, dy=15mm

Maximum value of SAR (interpolated) = 0.136 mW/g


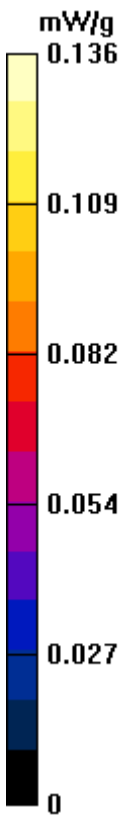
Ch251/Zoom Scan (5x5x7)/Cube 0: Measurement grid: dx=8mm, dy=8mm, dz=5mm

Reference Value = 7.268 V/m; Power Drift = 0.06 dB

Peak SAR (extrapolated) = 0.168 W/kg

SAR(1 g) = 0.127 mW/g; SAR(10 g) = 0.090 mW/g

Maximum value of SAR (measured) = 0.135 mW/g



#01 GSM1900_Right Cheek_Ch512

DUT: 1D1302

Communication System: General GSM; Frequency: 1850.2 MHz; Duty Cycle: 1:8.3

Medium: HSL_1900_111215 Medium parameters used: $f = 1850.2$ MHz; $\sigma = 1.365$ mho/m; $\epsilon_r =$

41.266; $\rho = 1000$ kg/m³

Ambient Temperature : 23.4 °C ; Liquid Temperature : 21.3 °C

DASY5 Configuration:

- Probe: EX3DV4 - SN3697; ConvF(7.46, 7.46, 7.46); Calibrated: 2011-9-2
- Sensor-Surface: 4mm (Mechanical Surface Detection)
- Electronics: DAE4 Sn1210; Calibrated: 2011-11-18
- Phantom: SAM2; Type: SAM; Serial: TP-1477
- Measurement SW: DASY52, Version 52.8 (0); SEMCAD X Version 14.4.5 (3634)

Ch512/Area Scan (61x91x1): Measurement grid: dx=15mm, dy=15mm

Maximum value of SAR (interpolated) = 0.593 mW/g


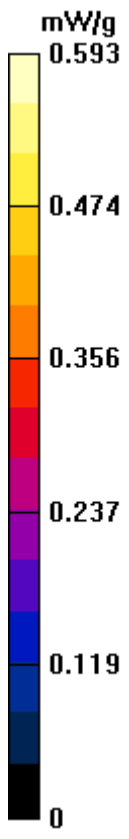
Ch512/Zoom Scan (5x5x7)/Cube 0: Measurement grid: dx=8mm, dy=8mm, dz=5mm

Reference Value = 6.599 V/m; Power Drift = -0.09 dB

Peak SAR (extrapolated) = 0.682 W/kg

SAR(1 g) = 0.567 mW/g; SAR(10 g) = 0.413 mW/g

Maximum value of SAR (measured) = 0.620 mW/g



#01 GSM1900_Right Cheek_Ch512_2D

DUT: 1D1302

Communication System: General GSM; Frequency: 1850.2 MHz; Duty Cycle: 1:8.3

Medium: HSL_1900_111215 Medium parameters used: $f = 1850.2$ MHz; $\sigma = 1.365$ mho/m; $\epsilon_r =$

41.266; $\rho = 1000$ kg/m³

Ambient Temperature : 23.4 °C; Liquid Temperature : 21.3 °C

DASY5 Configuration:

- Probe: EX3DV4 - SN3697; ConvF(7.46, 7.46, 7.46); Calibrated: 2011-9-2
- Sensor-Surface: 4mm (Mechanical Surface Detection)
- Electronics: DAE4 Sn1210; Calibrated: 2011-11-18
- Phantom: SAM2; Type: SAM; Serial: TP-1477
- Measurement SW: DASY52, Version 52.8 (0); SEMCAD X Version 14.4.5 (3634)

Ch512/Area Scan (61x91x1): Measurement grid: dx=15mm, dy=15mm

Maximum value of SAR (interpolated) = 0.593 mW/g

Ch512/Zoom Scan (5x5x7)/Cube 0: Measurement grid: dx=8mm, dy=8mm, dz=5mm

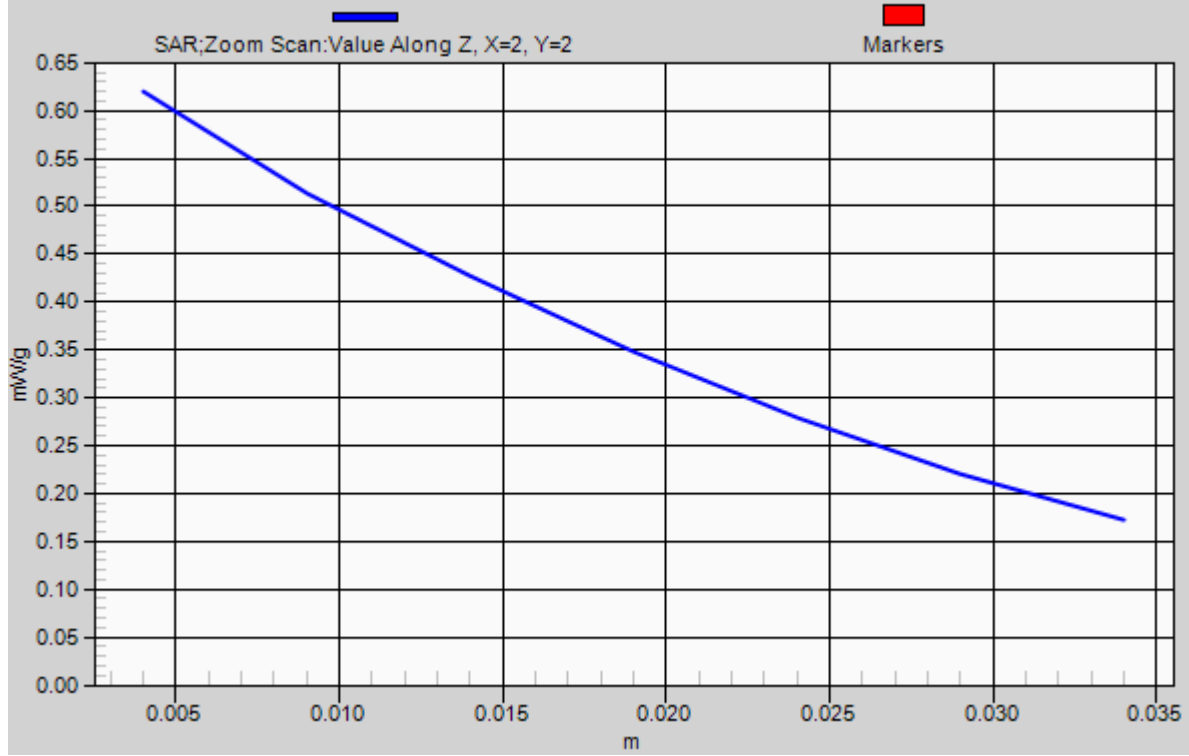
Reference Value = 6.599 V/m; Power Drift = -0.09 dB

Peak SAR (extrapolated) = 0.682 W/kg

SAR(1 g) = 0.567 mW/g; SAR(10 g) = 0.413 mW/g

Maximum value of SAR (measured) = 0.620 mW/g

1g/10g Averaged SAR



#02 GSM1900_Right Tilted_Ch512

DUT: 1D1302

Communication System: General GSM; Frequency: 1850.2 MHz; Duty Cycle: 1:8.3

Medium: HSL_1900_111215 Medium parameters used: $f = 1850.2$ MHz; $\sigma = 1.365$ mho/m; $\epsilon_r =$

41.266; $\rho = 1000$ kg/m³

Ambient Temperature : 23.4 °C ; Liquid Temperature : 21.3 °C

DASY5 Configuration:

- Probe: EX3DV4 - SN3697; ConvF(7.46, 7.46, 7.46); Calibrated: 2011-9-2
- Sensor-Surface: 4mm (Mechanical Surface Detection)
- Electronics: DAE4 Sn1210; Calibrated: 2011-11-18
- Phantom: SAM2; Type: SAM; Serial: TP-1477
- Measurement SW: DASY52, Version 52.8 (0); SEMCAD X Version 14.4.5 (3634)

Ch512/Area Scan (61x91x1): Measurement grid: dx=15mm, dy=15mm

Maximum value of SAR (interpolated) = 0.213 mW/g


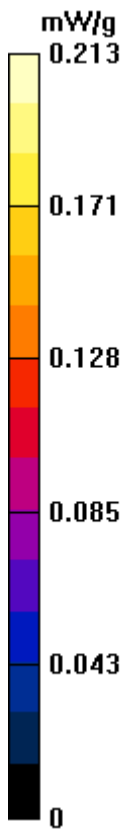
Ch512/Zoom Scan (5x5x7)/Cube 0: Measurement grid: dx=8mm, dy=8mm, dz=5mm

Reference Value = 6.813 V/m; Power Drift = 0.08 dB

Peak SAR (extrapolated) = 0.235 W/kg

SAR(1 g) = 0.196 mW/g; SAR(10 g) = 0.152 mW/g

Maximum value of SAR (measured) = 0.206 mW/g



#03 GSM1900_Left Cheek_Ch512

DUT: 1D1302

Communication System: General GSM; Frequency: 1850.2 MHz; Duty Cycle: 1:8.3

Medium: HSL_1900_111215 Medium parameters used: $f = 1850.2$ MHz; $\sigma = 1.365$ mho/m; $\epsilon_r =$

41.266; $\rho = 1000$ kg/m³

Ambient Temperature : 23.4 °C; Liquid Temperature : 21.3 °C

DASY5 Configuration:

- Probe: EX3DV4 - SN3697; ConvF(7.46, 7.46, 7.46); Calibrated: 2011-9-2
- Sensor-Surface: 4mm (Mechanical Surface Detection)
- Electronics: DAE4 Sn1210; Calibrated: 2011-11-18
- Phantom: SAM2; Type: SAM; Serial: TP-1477
- Measurement SW: DASY52, Version 52.8 (0); SEMCAD X Version 14.4.5 (3634)

Ch512/Area Scan (61x91x1): Measurement grid: dx=15mm, dy=15mm

Maximum value of SAR (interpolated) = 0.609 mW/g


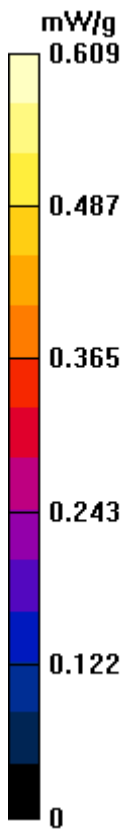
Ch512/Zoom Scan (5x5x7)/Cube 0: Measurement grid: dx=8mm, dy=8mm, dz=5mm

Reference Value = 6.069 V/m; Power Drift = 0.01 dB

Peak SAR (extrapolated) = 0.671 W/kg

SAR(1 g) = 0.527 mW/g; SAR(10 g) = 0.384 mW/g

Maximum value of SAR (measured) = 0.542 mW/g



#04 GSM1900_Left Tited_Ch512

DUT: 1D1302

Communication System: General GSM; Frequency: 1850.2 MHz; Duty Cycle: 1:8.3

Medium: HSL_1900_111215 Medium parameters used: $f = 1850.2$ MHz; $\sigma = 1.365$ mho/m; $\epsilon_r =$

41.266; $\rho = 1000$ kg/m³

Ambient Temperature : 23.4 °C ; Liquid Temperature : 21.3 °C

DASY5 Configuration:

- Probe: EX3DV4 - SN3697; ConvF(7.46, 7.46, 7.46); Calibrated: 2011-9-2
- Sensor-Surface: 4mm (Mechanical Surface Detection)
- Electronics: DAE4 Sn1210; Calibrated: 2011-11-18
- Phantom: SAM2; Type: SAM; Serial: TP-1477
- Measurement SW: DASY52, Version 52.8 (0); SEMCAD X Version 14.4.5 (3634)

Ch512/Area Scan (61x91x1): Measurement grid: dx=15mm, dy=15mm

Maximum value of SAR (interpolated) = 0.190 mW/g


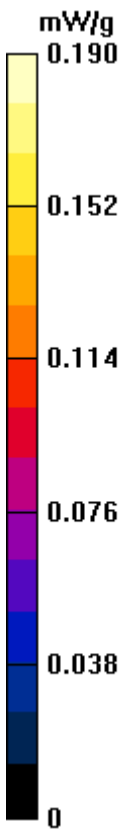
Ch512/Zoom Scan (5x5x7)/Cube 0: Measurement grid: dx=8mm, dy=8mm, dz=5mm

Reference Value = 6.675 V/m; Power Drift = 0.06 dB

Peak SAR (extrapolated) = 0.227 W/kg

SAR(1 g) = 0.179 mW/g; SAR(10 g) = 0.136 mW/g

Maximum value of SAR (measured) = 0.187 mW/g



#13 802.11b_1M_2C_Right Cheek_Ch1

DUT: 1D1302

Communication System: WIFI; Frequency: 2412 MHz; Duty Cycle: 1:1

Medium: HSL_2450_111229 Medium parameters used: $f = 2412$ MHz; $\sigma = 1.791$ mho/m; $\epsilon_r =$

39.777 ; $\rho = 1000$ kg/m³

Ambient Temperature : 23.3 °C ; Liquid Temperature : 21.4 °C

DASY5 Configuration:

- Probe: EX3DV4 - SN3697; ConvF(6.67, 6.67, 6.67); Calibrated: 2011-9-2
- Sensor-Surface: 4mm (Mechanical Surface Detection)
- Electronics: DAE4 Sn1210; Calibrated: 2011-11-18
- Phantom: SAM1; Type: SAM; Serial: TP-1479
- Measurement SW: DASY52, Version 52.8 (0); SEMCAD X Version 14.4.5 (3634)

Ch1/Area Scan (61x91x1): Measurement grid: dx=15mm, dy=15mm

Maximum value of SAR (interpolated) = 0.097 mW/g


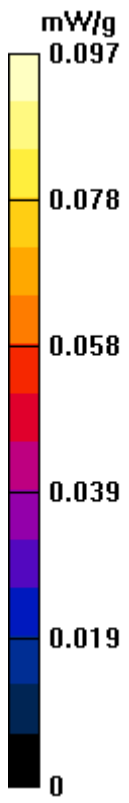
Ch1/Zoom Scan (5x5x7)/Cube 0: Measurement grid: dx=8mm, dy=8mm, dz=5mm

Reference Value = 1.273 V/m; Power Drift = 0.01 dB

Peak SAR (extrapolated) = 0.121 W/kg

SAR(1 g) = 0.052 mW/g; SAR(10 g) = 0.023 mW/g

Maximum value of SAR (measured) = 0.063 mW/g



#14 802.11b_1M_2C_Right Tilted_Ch1

DUT: 1D1302

Communication System: WIFI; Frequency: 2412 MHz; Duty Cycle: 1:1

Medium: HSL_2450_111229 Medium parameters used: $f = 2412$ MHz; $\sigma = 1.791$ mho/m; $\epsilon_r =$

39.777 ; $\rho = 1000$ kg/m³

Ambient Temperature : 23.3 °C ; Liquid Temperature : 21.4 °C

DASY5 Configuration:

- Probe: EX3DV4 - SN3697; ConvF(6.67, 6.67, 6.67); Calibrated: 2011-9-2
- Sensor-Surface: 4mm (Mechanical Surface Detection)
- Electronics: DAE4 Sn1210; Calibrated: 2011-11-18
- Phantom: SAM1; Type: SAM; Serial: TP-1479
- Measurement SW: DASY52, Version 52.8 (0); SEMCAD X Version 14.4.5 (3634)

Ch1/Area Scan (61x91x1): Measurement grid: dx=15mm, dy=15mm

Maximum value of SAR (interpolated) = 0.112 mW/g


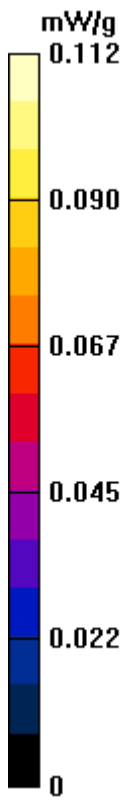
Ch1/Zoom Scan (5x5x7)/Cube 0: Measurement grid: dx=8mm, dy=8mm, dz=5mm

Reference Value = 2.678 V/m; Power Drift = 0.02 dB

Peak SAR (extrapolated) = 0.095 W/kg

SAR(1 g) = 0.048 mW/g; SAR(10 g) = 0.020 mW/g

Maximum value of SAR (measured) = 0.058 mW/g



#15 802.11b_1M_2C_Left Cheek_Ch1

DUT: 1D1302

Communication System: WIFI; Frequency: 2412 MHz; Duty Cycle: 1:1

Medium: HSL_2450_111229 Medium parameters used: $f = 2412$ MHz; $\sigma = 1.791$ mho/m; $\epsilon_r =$

39.777 ; $\rho = 1000$ kg/m³

Ambient Temperature : 23.3 °C ; Liquid Temperature : 21.4 °C

DASY5 Configuration:

- Probe: EX3DV4 - SN3697; ConvF(6.67, 6.67, 6.67); Calibrated: 2011-9-2
- Sensor-Surface: 4mm (Mechanical Surface Detection)
- Electronics: DAE4 Sn1210; Calibrated: 2011-11-18
- Phantom: SAM1; Type: SAM; Serial: TP-1479
- Measurement SW: DASY52, Version 52.8 (0); SEMCAD X Version 14.4.5 (3634)

Ch1/Area Scan (61x91x1): Measurement grid: dx=15mm, dy=15mm

Maximum value of SAR (interpolated) = 0.149 mW/g


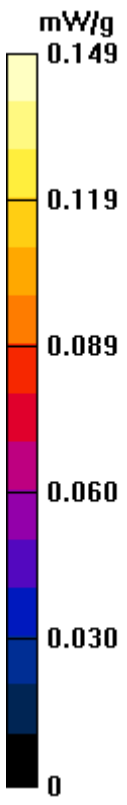
Ch1/Zoom Scan (5x5x7)/Cube 0: Measurement grid: dx=8mm, dy=8mm, dz=5mm

Reference Value = 0.982 V/m; Power Drift = 0.06 dB

Peak SAR (extrapolated) = 0.126 W/kg

SAR(1 g) = 0.058 mW/g; SAR(10 g) = 0.023 mW/g

Maximum value of SAR (measured) = 0.073 mW/g



#15 802.11b_1M_2C_Left Cheek_Ch1_2D

DUT: 1D1302

Communication System: WIFI; Frequency: 2412 MHz; Duty Cycle: 1:1

Medium: HSL_2450_111229 Medium parameters used: $f = 2412$ MHz; $\sigma = 1.791$ mho/m; $\epsilon_r =$

39.777 ; $\rho = 1000$ kg/m³

Ambient Temperature : 23.3 °C ; Liquid Temperature : 21.4 °C

DASY5 Configuration:

- Probe: EX3DV4 - SN3697; ConvF(6.67, 6.67, 6.67); Calibrated: 2011-9-2
- Sensor-Surface: 4mm (Mechanical Surface Detection)
- Electronics: DAE4 Sn1210; Calibrated: 2011-11-18
- Phantom: SAM1; Type: SAM; Serial: TP-1479
- Measurement SW: DASY52, Version 52.8 (0); SEMCAD X Version 14.4.5 (3634)

Ch1/Area Scan (61x91x1): Measurement grid: dx=15mm, dy=15mm

Maximum value of SAR (interpolated) = 0.149 mW/g

Ch1/Zoom Scan (5x5x7)/Cube 0: Measurement grid: dx=8mm, dy=8mm, dz=5mm

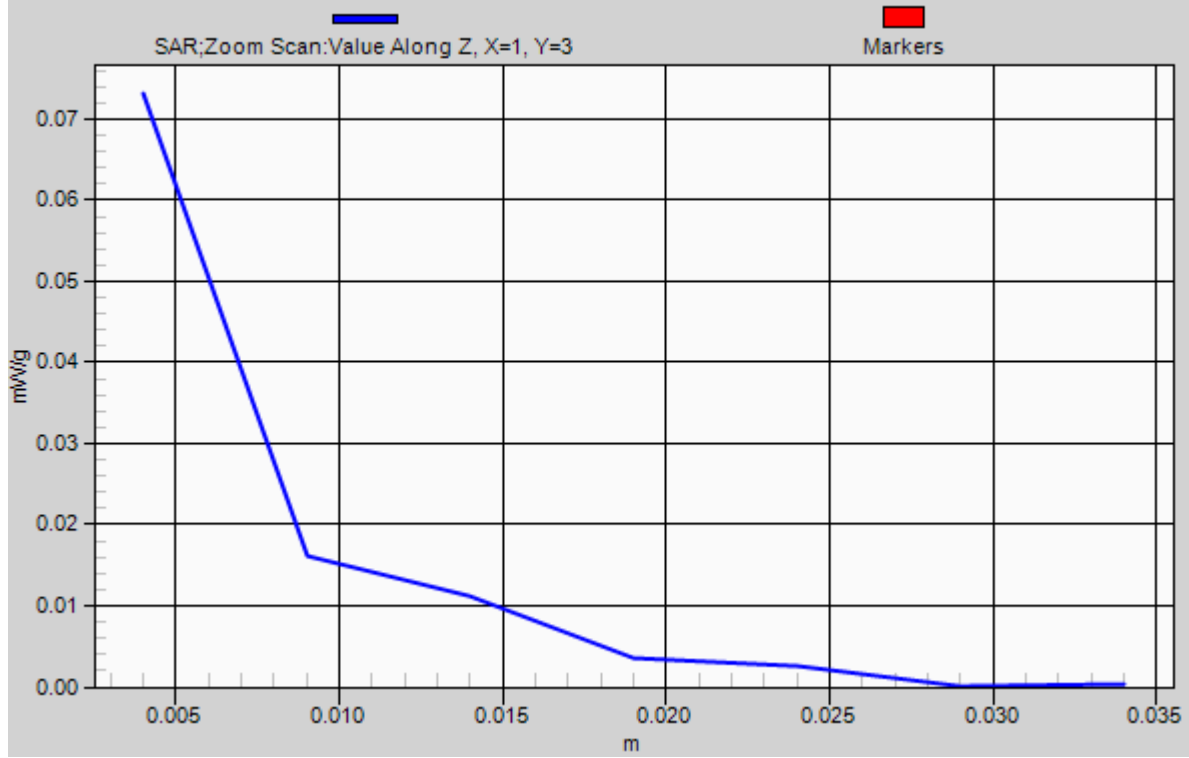
Reference Value = 0.982 V/m; Power Drift = 0.06 dB

Peak SAR (extrapolated) = 0.126 W/kg

SAR(1 g) = 0.058 mW/g; SAR(10 g) = 0.023 mW/g

Maximum value of SAR (measured) = 0.073 mW/g

1g/10g Averaged SAR



#16 802.11b_1M_2C_Left Tilted_Ch1

DUT: 1D1302

Communication System: WIFI; Frequency: 2412 MHz; Duty Cycle: 1:1

Medium: HSL_2450_111229 Medium parameters used: $f = 2412$ MHz; $\sigma = 1.791$ mho/m; $\epsilon_r =$

39.777 ; $\rho = 1000$ kg/m³

Ambient Temperature : 23.3 °C; Liquid Temperature : 21.4 °C

DASY5 Configuration:

- Probe: EX3DV4 - SN3697; ConvF(6.67, 6.67, 6.67); Calibrated: 2011-9-2
- Sensor-Surface: 4mm (Mechanical Surface Detection)
- Electronics: DAE4 Sn1210; Calibrated: 2011-11-18
- Phantom: SAM1; Type: SAM; Serial: TP-1479
- Measurement SW: DASY52, Version 52.8 (0); SEMCAD X Version 14.4.5 (3634)

Ch1/Area Scan (61x91x1): Measurement grid: dx=15mm, dy=15mm

Maximum value of SAR (interpolated) = 0.029 mW/g


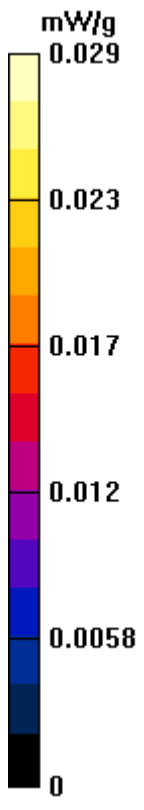
Ch1/Zoom Scan (5x5x7)/Cube 0: Measurement grid: dx=8mm, dy=8mm, dz=5mm

Reference Value = 2.893 V/m; Power Drift = 0.08 dB

Peak SAR (extrapolated) = 0.099 W/kg

SAR(1 g) = 0.020 mW/g; SAR(10 g) = 0.0053 mW/g

Maximum value of SAR (measured) = 0.026 mW/g



#09 GSM850_GPRS12_Face_1.5cm_Ch128

DUT: 1D1302

Communication System: GPRS/EDGE 12; Frequency: 824.2 MHz; Duty Cycle: 1:2

Medium: MSL_850_111215 Medium parameters used: $f = 824.2$ MHz; $\sigma = 0.967$ mho/m; $\epsilon_r =$

54.473 ; $\rho = 1000$ kg/m³

Ambient Temperature : 23.3 °C; Liquid Temperature : 21.2 °C

DASY5 Configuration:

- Probe: EX3DV4 - SN3697; ConvF(8.67, 8.67, 8.67); Calibrated: 2011-9-2
- Sensor-Surface: 4mm (Mechanical Surface Detection)
- Electronics: DAE4 Sn1210; Calibrated: 2011-11-18
- Phantom: SAM1; Type: SAM; Serial: TP-1479
- Measurement SW: DASY52, Version 52.8 (0); SEMCAD X Version 14.4.5 (3634)

Ch128/Area Scan (61x91x1): Measurement grid: dx=15mm, dy=15mm

Maximum value of SAR (interpolated) = 0.139 mW/g

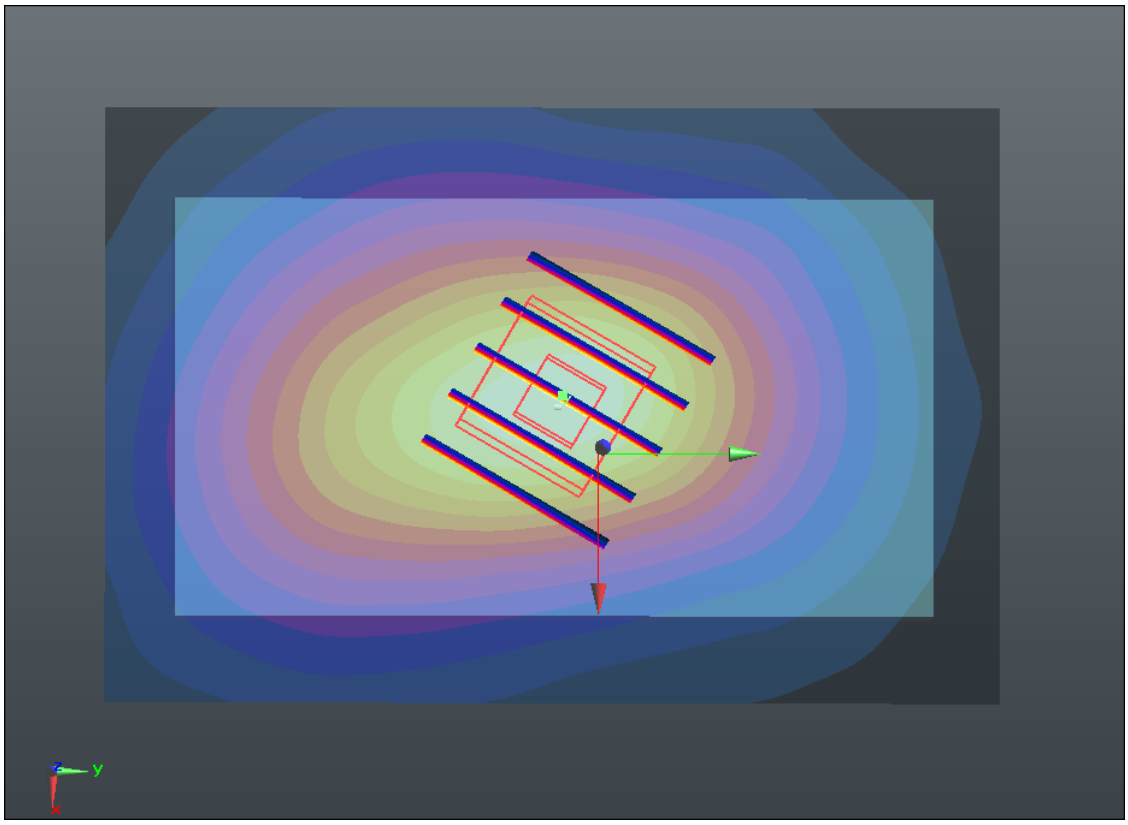
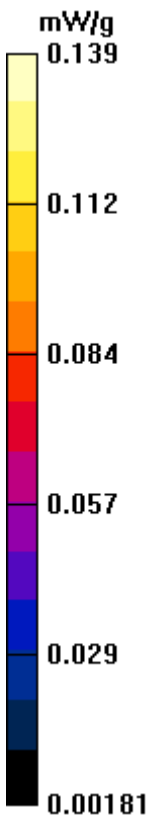
Ch128/Zoom Scan (5x5x7)/Cube 0: Measurement grid: dx=8mm, dy=8mm, dz=5mm

Reference Value = 12.308 V/m; Power Drift = 0.04 dB

Peak SAR (extrapolated) = 0.172 W/kg

SAR(1 g) = 0.131 mW/g; SAR(10 g) = 0.094 mW/g

Maximum value of SAR (measured) = 0.141 mW/g



#10 GSM850_GPRS12_Bottom_1.5cm_Ch128

DUT: 1D1302

Communication System: GPRS/EDGE 12; Frequency: 824.2 MHz; Duty Cycle: 1:2
Medium: MSL_850_111215 Medium parameters used: $f = 824.2$ MHz; $\sigma = 0.967$ mho/m; $\epsilon_r = 54.473$; $\rho = 1000$ kg/m³
Ambient Temperature : 23.3 °C ; Liquid Temperature : 21.2 °C


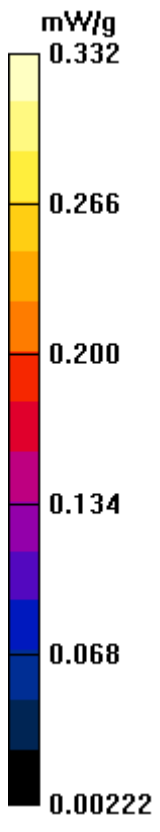
DASY5 Configuration:

- Probe: EX3DV4 - SN3697; ConvF(8.67, 8.67, 8.67); Calibrated: 2011-9-2
- Sensor-Surface: 4mm (Mechanical Surface Detection)
- Electronics: DAE4 Sn1210; Calibrated: 2011-11-18
- Phantom: SAM1; Type: SAM; Serial: TP-1479
- Measurement SW: DASY52, Version 52.8 (0); SEMCAD X Version 14.4.5 (3634)

Ch128/Area Scan (61x91x1): Measurement grid: dx=15mm, dy=15mm
Maximum value of SAR (interpolated) = 0.332 mW/g

Ch128/Zoom Scan (5x5x7)/Cube 0: Measurement grid: dx=8mm, dy=8mm, dz=5mm
Reference Value = 16.532 V/m; Power Drift = 0.01 dB
Peak SAR (extrapolated) = 0.428 W/kg
SAR(1 g) = 0.292 mW/g; SAR(10 g) = 0.204 mW/g
Maximum value of SAR (measured) = 0.305 mW/g

Ch128/Zoom Scan (5x5x7)/Cube 1: Measurement grid: dx=8mm, dy=8mm, dz=5mm
Reference Value = 16.532 V/m; Power Drift = 0.01 dB
Peak SAR (extrapolated) = 0.380 W/kg
SAR(1 g) = 0.289 mW/g; SAR(10 g) = 0.211 mW/g
Maximum value of SAR (measured) = 0.306 mW/g



#10 GSM850_GPRS12_Bottom_1.5cm_Ch128_2D

DUT: 1D1302

Communication System: GPRS/EDGE 12; Frequency: 824.2 MHz; Duty Cycle: 1:2
Medium: MSL_850_111215 Medium parameters used: $f = 824.2$ MHz; $\sigma = 0.967$ mho/m; $\epsilon_r = 54.473$; $\rho = 1000$ kg/m³
Ambient Temperature : 23.3 °C ; Liquid Temperature : 21.2 °C

DASY5 Configuration:

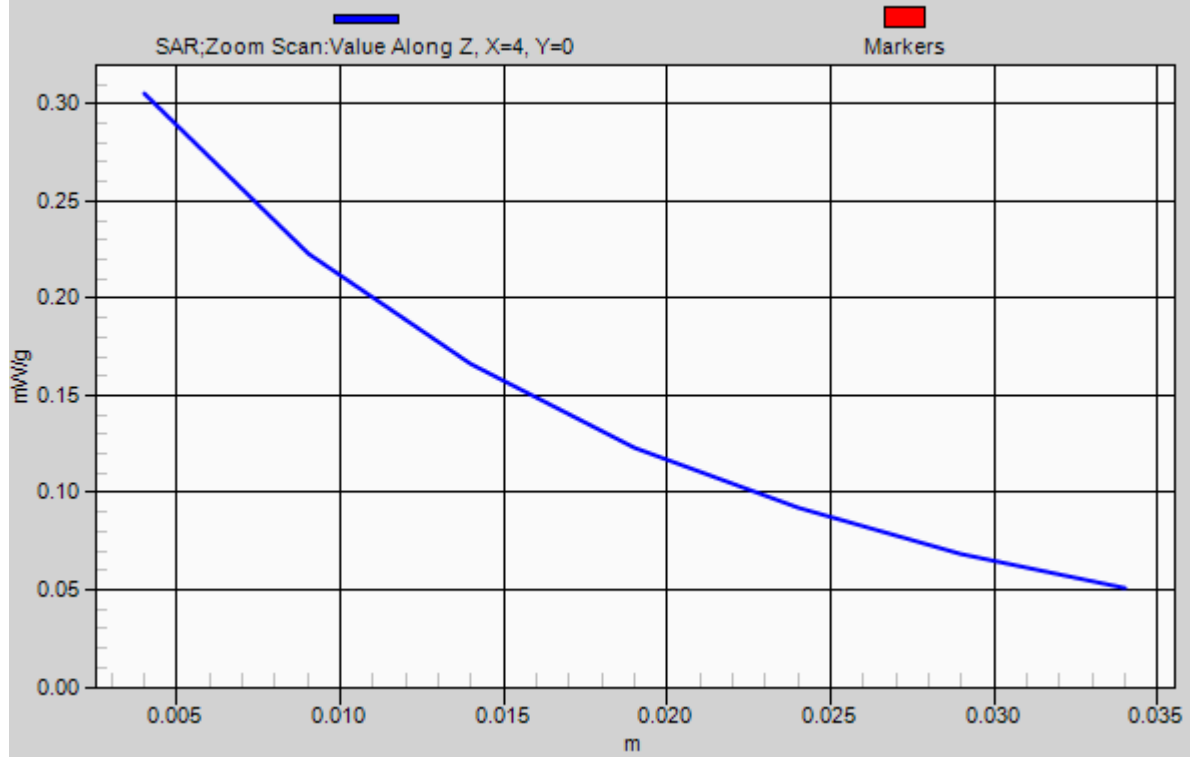
- Probe: EX3DV4 - SN3697; ConvF(8.67, 8.67, 8.67); Calibrated: 2011-9-2
- Sensor-Surface: 4mm (Mechanical Surface Detection)
- Electronics: DAE4 Sn1210; Calibrated: 2011-11-18
- Phantom: SAM1; Type: SAM; Serial: TP-1479
- Measurement SW: DASY52, Version 52.8 (0); SEMCAD X Version 14.4.5 (3634)

Ch128/Area Scan (61x91x1): Measurement grid: dx=15mm, dy=15mm
Maximum value of SAR (interpolated) = 0.332 mW/g

Ch128/Zoom Scan (5x5x7)/Cube 0: Measurement grid: dx=8mm, dy=8mm, dz=5mm
Reference Value = 16.532 V/m; Power Drift = 0.01 dB
Peak SAR (extrapolated) = 0.428 W/kg
SAR(1 g) = 0.292 mW/g; SAR(10 g) = 0.204 mW/g
Maximum value of SAR (measured) = 0.305 mW/g

Ch128/Zoom Scan (5x5x7)/Cube 1: Measurement grid: dx=8mm, dy=8mm, dz=5mm
Reference Value = 16.532 V/m; Power Drift = 0.01 dB
Peak SAR (extrapolated) = 0.380 W/kg
SAR(1 g) = 0.289 mW/g; SAR(10 g) = 0.211 mW/g
Maximum value of SAR (measured) = 0.306 mW/g

1g/10g Averaged SAR



#11 GSM1900_GPRS12_Face_1.5cm_Ch512

DUT: 1D1302

Communication System: GPRS/EDGE 12; Frequency: 1850.2 MHz; Duty Cycle: 1:2

Medium: MSL_1900_111215 Medium parameters used: $f = 1850.2$ MHz; $\sigma = 1.472$ mho/m; $\epsilon_r =$

54.669 ; $\rho = 1000$ kg/m³

Ambient Temperature : 23.2 °C; Liquid Temperature : 21.1 °C

DASY5 Configuration:

- Probe: EX3DV4 - SN3697; ConvF(6.96, 6.96, 6.96); Calibrated: 2011-9-2
- Sensor-Surface: 4mm (Mechanical Surface Detection)
- Electronics: DAE4 Sn1210; Calibrated: 2011-11-18
- Phantom: SAM2; Type: SAM; Serial: TP-1477
- Measurement SW: DASY52, Version 52.8 (0); SEMCAD X Version 14.4.5 (3634)

Ch512/Area Scan (61x91x1): Measurement grid: dx=15mm, dy=15mm

Maximum value of SAR (interpolated) = 0.135 mW/g

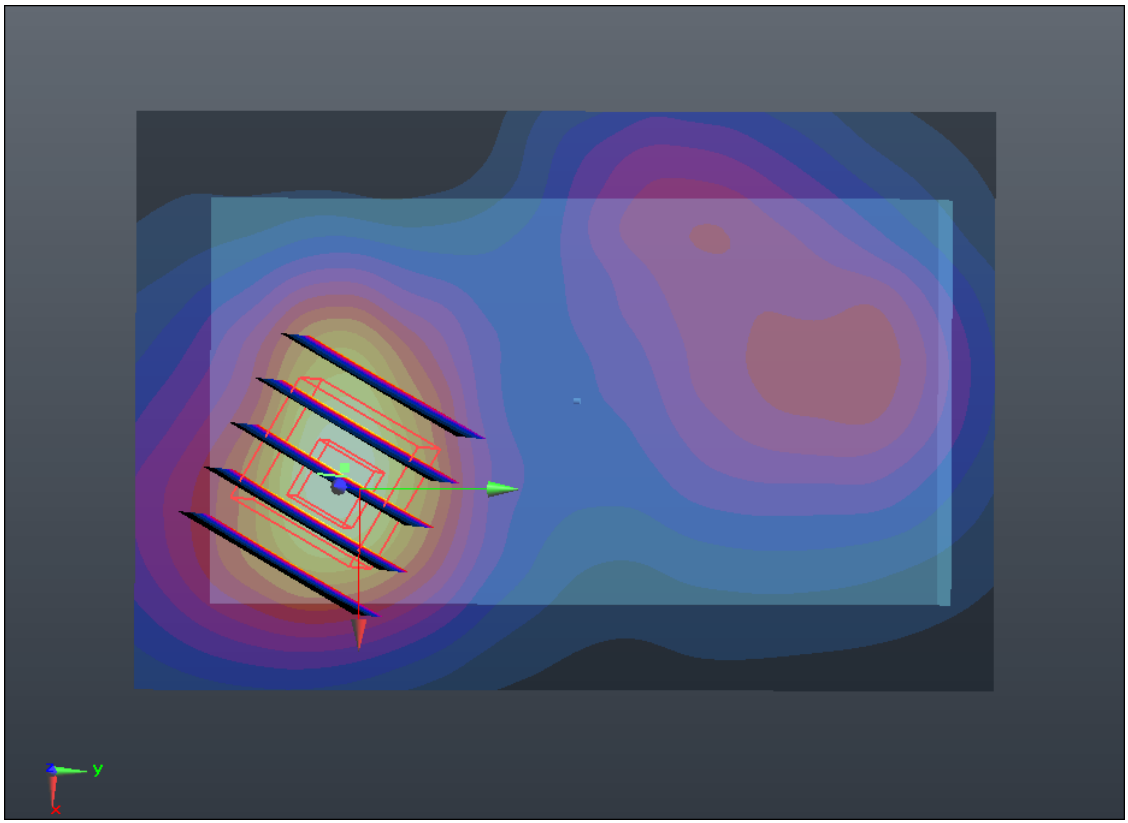
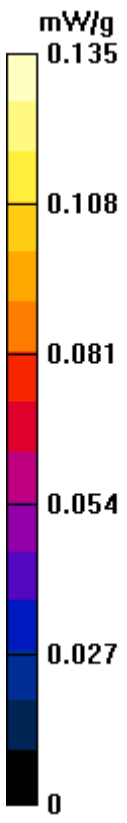
Ch512/Zoom Scan (5x5x7)/Cube 0: Measurement grid: dx=8mm, dy=8mm, dz=5mm

Reference Value = 4.566 V/m; Power Drift = 0.07 dB

Peak SAR (extrapolated) = 0.193 W/kg

SAR(1 g) = 0.121 mW/g; SAR(10 g) = 0.074 mW/g

Maximum value of SAR (measured) = 0.130 mW/g



#12 GSM1900_GPRS12_Bottom_1.5cm_Ch512

DUT: 1D1302

Communication System: GPRS/EDGE 12; Frequency: 1850.2 MHz; Duty Cycle: 1:2

Medium: MSL_1900_111215 Medium parameters used: $f = 1850.2$ MHz; $\sigma = 1.472$ mho/m; $\epsilon_r =$

54.669 ; $\rho = 1000$ kg/m³

Ambient Temperature : 23.2 °C ; Liquid Temperature : 21.1 °C

DASY5 Configuration:

- Probe: EX3DV4 - SN3697; ConvF(6.96, 6.96, 6.96); Calibrated: 2011-9-2
- Sensor-Surface: 4mm (Mechanical Surface Detection)
- Electronics: DAE4 Sn1210; Calibrated: 2011-11-18
- Phantom: SAM2; Type: SAM; Serial: TP-1477
- Measurement SW: DASY52, Version 52.8 (0); SEMCAD X Version 14.4.5 (3634)

Ch512/Area Scan (61x91x1): Measurement grid: dx=15mm, dy=15mm

Maximum value of SAR (interpolated) = 0.502 mW/g

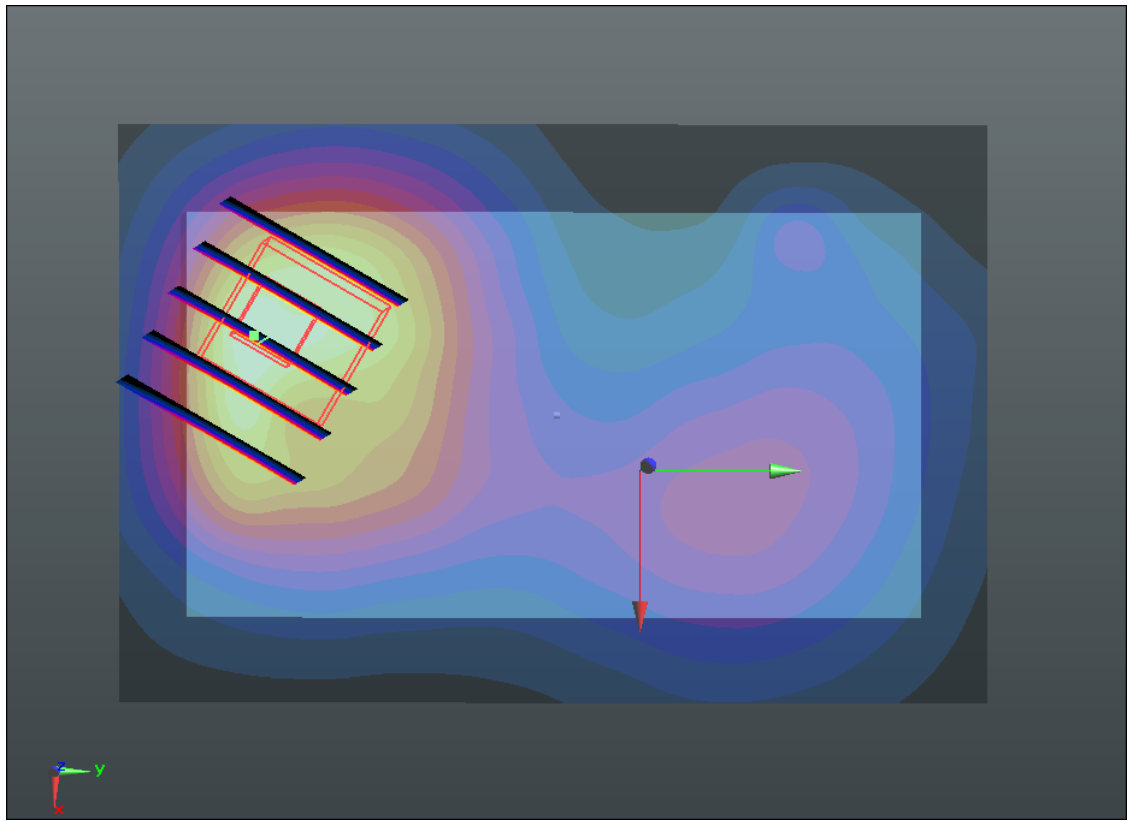
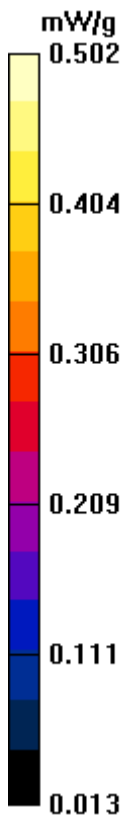
Ch512/Zoom Scan (5x5x7)/Cube 0: Measurement grid: dx=8mm, dy=8mm, dz=5mm

Reference Value = 9.657 V/m; Power Drift = 0.05 dB

Peak SAR (extrapolated) = 0.724 W/kg

SAR(1 g) = 0.455 mW/g; SAR(10 g) = 0.283 mW/g

Maximum value of SAR (measured) = 0.491 mW/g



#12 GSM1900_GPRS12_Bottom_1.5cm_Ch512_2D

DUT: 1D1302

Communication System: GPRS/EDGE 12; Frequency: 1850.2 MHz; Duty Cycle: 1:2

Medium: MSL_1900_111215 Medium parameters used: $f = 1850.2$ MHz; $\sigma = 1.472$ mho/m; $\epsilon_r =$

54.669 ; $\rho = 1000$ kg/m³

Ambient Temperature : 23.2 °C ; Liquid Temperature : 21.1 °C

DASY5 Configuration:

- Probe: EX3DV4 - SN3697; ConvF(6.96, 6.96, 6.96); Calibrated: 2011-9-2
- Sensor-Surface: 4mm (Mechanical Surface Detection)
- Electronics: DAE4 Sn1210; Calibrated: 2011-11-18
- Phantom: SAM2; Type: SAM; Serial: TP-1477
- Measurement SW: DASY52, Version 52.8 (0); SEMCAD X Version 14.4.5 (3634)

Ch512/Area Scan (61x91x1): Measurement grid: dx=15mm, dy=15mm

Maximum value of SAR (interpolated) = 0.502 mW/g

Ch512/Zoom Scan (5x5x7)/Cube 0: Measurement grid: dx=8mm, dy=8mm, dz=5mm

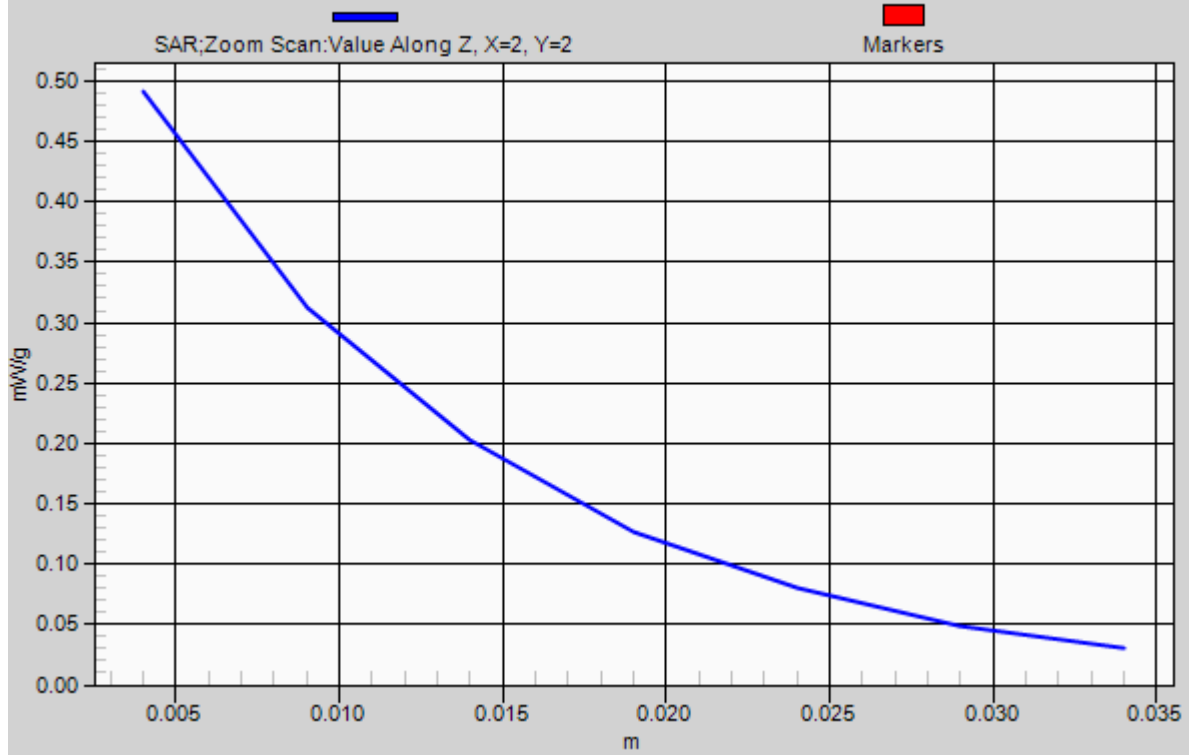
Reference Value = 9.657 V/m; Power Drift = 0.05 dB

Peak SAR (extrapolated) = 0.724 W/kg

SAR(1 g) = 0.455 mW/g; SAR(10 g) = 0.283 mW/g

Maximum value of SAR (measured) = 0.491 mW/g

1g/10g Averaged SAR



#17 802.11b_1M_2C_Face_1.5cm_Ch1

DUT: 1D1302

Communication System: WIFI; Frequency: 2412 MHz; Duty Cycle: 1:1

Medium: MSL_2450_111229 Medium parameters used: $f = 2412$ MHz; $\sigma = 1.906$ mho/m; $\epsilon_r =$

54.182; $\rho = 1000$ kg/m³

Ambient Temperature : 23.3 °C ; Liquid Temperature : 21.2 °C

DASY5 Configuration:

- Probe: EX3DV4 - SN3697; ConvF(6.73, 6.73, 6.73); Calibrated: 2011-9-2
- Sensor-Surface: 4mm (Mechanical Surface Detection)
- Electronics: DAE4 Sn1210; Calibrated: 2011-11-18
- Phantom: SAM1; Type: SAM; Serial: TP-1479
- Measurement SW: DASY52, Version 52.8 (0); SEMCAD X Version 14.4.5 (3634)

Ch1/Area Scan (61x91x1): Measurement grid: dx=15mm, dy=15mm

Maximum value of SAR (interpolated) = 0.060 mW/g

Ch1/Zoom Scan (5x5x7)/Cube 0: Measurement grid: dx=8mm, dy=8mm, dz=5mm

Reference Value = 3.921 V/m; Power Drift = -0.06 dB

Peak SAR (extrapolated) = 0.103 W/kg

SAR(1 g) = 0.026 mW/g; SAR(10 g) = 0.011 mW/g

Maximum value of SAR (measured) = 0.026 mW/g

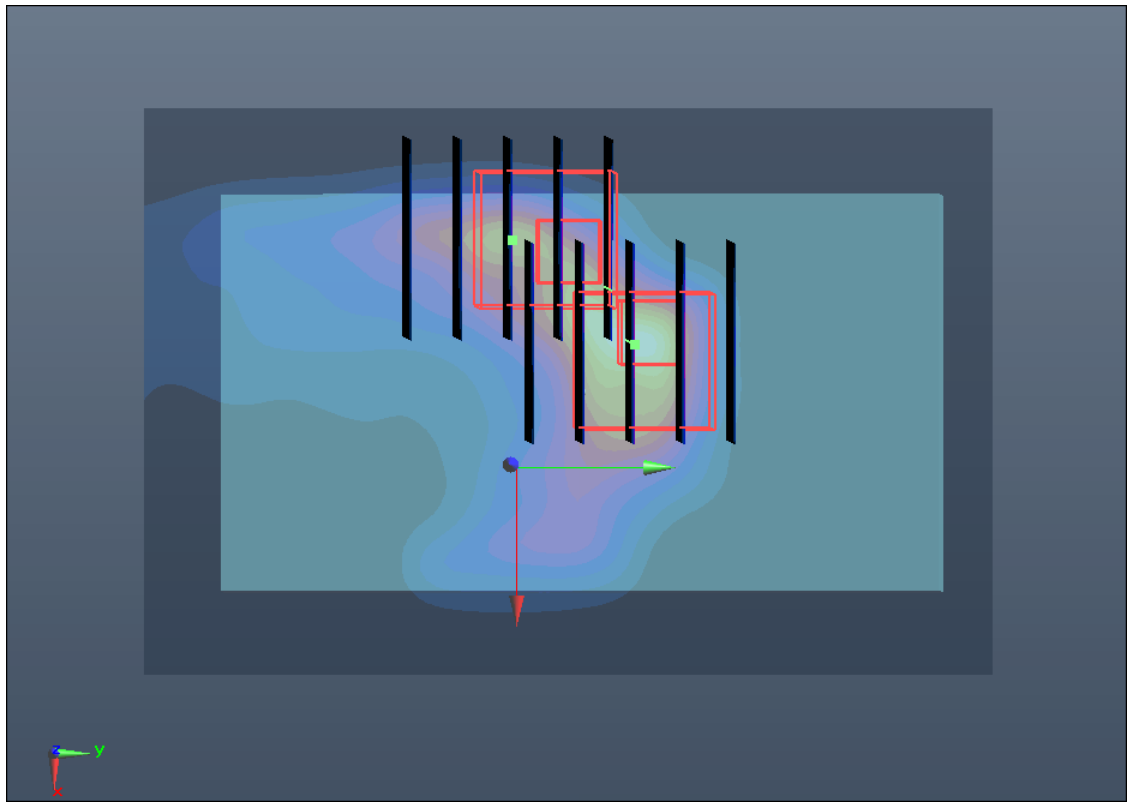
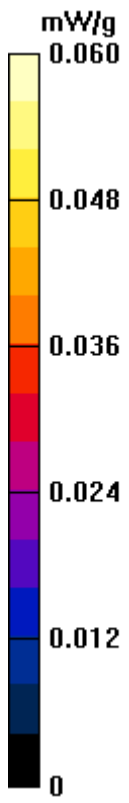
Ch1/Zoom Scan (5x5x7)/Cube 1: Measurement grid: dx=8mm, dy=8mm, dz=5mm

Reference Value = 3.921 V/m; Power Drift = -0.06 dB

Peak SAR (extrapolated) = 0.080 W/kg

SAR(1 g) = 0.022 mW/g; SAR(10 g) = 0.00986 mW/g

Maximum value of SAR (measured) = 0.025 mW/g



#18 802.11b_1M_2C_Bottom_1.5cm_Ch1

DUT: 1D1302

Communication System: WIFI; Frequency: 2412 MHz; Duty Cycle: 1:1

Medium: MSL_2450_111229 Medium parameters used: $f = 2412$ MHz; $\sigma = 1.906$ mho/m; $\epsilon_r =$

54.182; $\rho = 1000$ kg/m³

Ambient Temperature : 23.3 °C ; Liquid Temperature : 21.2 °C

DASY5 Configuration:

- Probe: EX3DV4 - SN3697; ConvF(6.73, 6.73, 6.73); Calibrated: 2011-9-2
- Sensor-Surface: 4mm (Mechanical Surface Detection)
- Electronics: DAE4 Sn1210; Calibrated: 2011-11-18
- Phantom: SAM1; Type: SAM; Serial: TP-1479
- Measurement SW: DASY52, Version 52.8 (0); SEMCAD X Version 14.4.5 (3634)

Ch1/Area Scan (61x91x1): Measurement grid: dx=15mm, dy=15mm

Maximum value of SAR (interpolated) = 0.064 mW/g

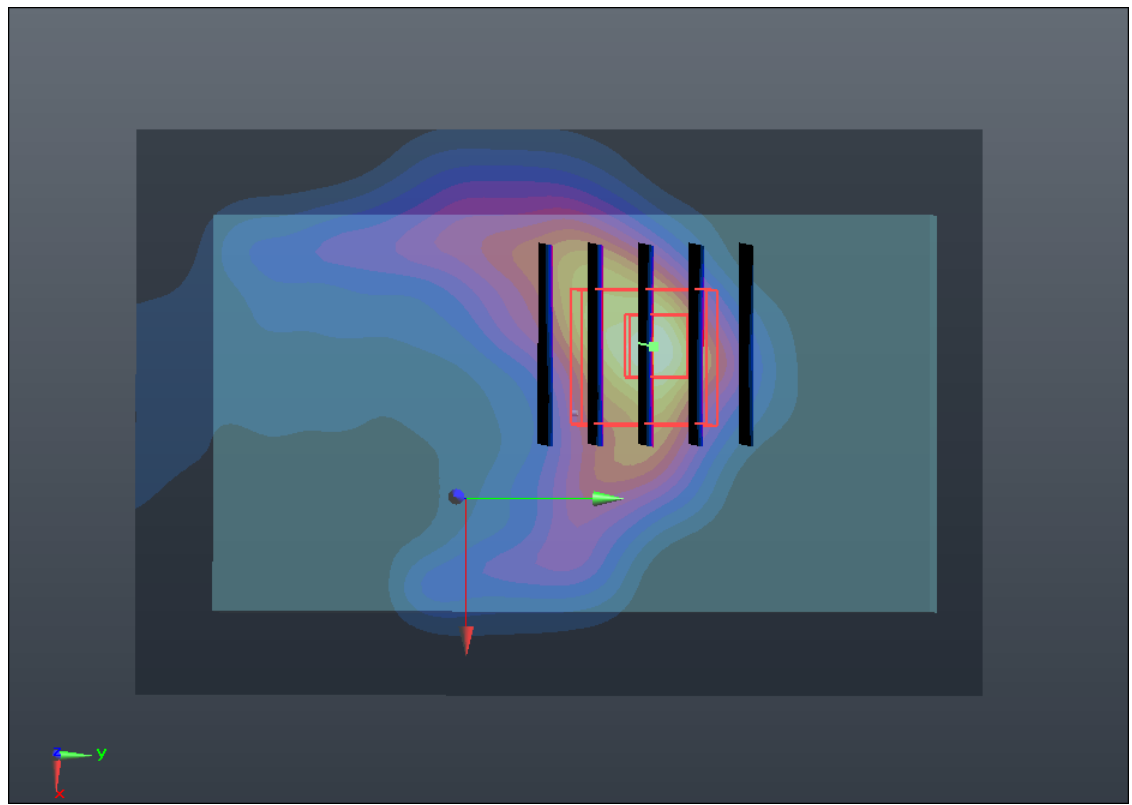
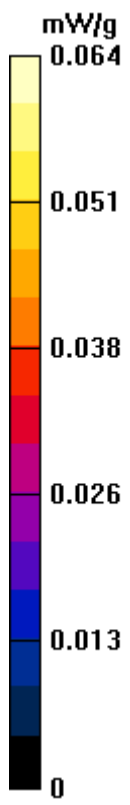
Ch1/Zoom Scan (5x5x7)/Cube 0: Measurement grid: dx=8mm, dy=8mm, dz=5mm

Reference Value = 3.739 V/m; Power Drift = -0.01 dB

Peak SAR (extrapolated) = 0.081 W/kg

SAR(1 g) = 0.037 mW/g; SAR(10 g) = 0.017 mW/g

Maximum value of SAR (measured) = 0.043 mW/g



#18 802.11b_1M_2C_Bottom_1.5cm_Ch1_2D

DUT: 1D1302

Communication System: WIFI; Frequency: 2412 MHz; Duty Cycle: 1:1

Medium: MSL_2450_111229 Medium parameters used: $f = 2412$ MHz; $\sigma = 1.906$ mho/m; $\epsilon_r =$

54.182; $\rho = 1000$ kg/m³

Ambient Temperature : 23.3 °C ; Liquid Temperature : 21.2 °C

DASY5 Configuration:

- Probe: EX3DV4 - SN3697; ConvF(6.73, 6.73, 6.73); Calibrated: 2011-9-2
- Sensor-Surface: 4mm (Mechanical Surface Detection)
- Electronics: DAE4 Sn1210; Calibrated: 2011-11-18
- Phantom: SAM1; Type: SAM; Serial: TP-1479
- Measurement SW: DASY52, Version 52.8 (0); SEMCAD X Version 14.4.5 (3634)

Ch1/Area Scan (61x91x1): Measurement grid: dx=15mm, dy=15mm

Maximum value of SAR (interpolated) = 0.064 mW/g

Ch1/Zoom Scan (5x5x7)/Cube 0: Measurement grid: dx=8mm, dy=8mm, dz=5mm

Reference Value = 3.739 V/m; Power Drift = -0.01 dB

Peak SAR (extrapolated) = 0.081 W/kg

SAR(1 g) = 0.037 mW/g; SAR(10 g) = 0.017 mW/g

Maximum value of SAR (measured) = 0.043 mW/g

1g/10g Averaged SAR

