


FCC Test Report

FCC ID : YHICE-IMX6-01
Equipment : WLAN/BT Module
Brand Name : NEXCOM
Model No. : WG7833-B0
Applicant : NEXCOM International Co., LTD.
9F., No.920, Chung-Cheng Road, Zhonghe Dist.,
New Taipei City, Taiwan 235, R.O.C.
Manufacturer : NEXCOM International Co., LTD.
9F., No.920, Chung-Cheng Road, Zhonghe Dist.,
New Taipei City, Taiwan 235, R.O.C.
Standard : 47 CFR FCC Part 15.247

The product was received on Feb. 09, 2018, and testing was started from Mar. 08, 2018 and completed on Mar. 17, 2018. We, SPORTON INTERNATIONAL INC. EMC & Wireless Communications Laboratory, would like to declare that the tested sample has been evaluated in accordance with the procedures given in ANSI C63.10-2013 and shown compliance with the applicable technical standards.

The report must not be used by the client to claim product certification, approval, or endorsement by TAF or any agency of government.

The test results in this report apply exclusively to the tested model / sample. Without written approval of SPORTON INTERNATIONAL INC. EMC & Wireless Communications Laboratory, the test report shall not be reproduced except in full.



Approved by: Allen Lin

SPORTON INTERNATIONAL INC. EMC & Wireless Communications Laboratory

No. 52, Huaya 1st Rd., Guishan Dist., Taoyuan City, Taiwan (R.O.C.)



Table of Contents

HISTORY OF THIS TEST REPORT3

SUMMARY OF TEST RESULT4

1 GENERAL DESCRIPTION5

1.1 Information.....5

1.2 Testing Applied Standards7

1.3 Testing Location Information7

1.4 Measurement Uncertainty7

2 TEST CONFIGURATION OF EUT.....8

2.1 Test Condition8

2.2 Test Channel Mode8

2.3 The Worst Case Measurement Configuration.....10

2.4 Support Equipment.....11

2.5 Test Setup Diagram12

3 TRANSMITTER TEST RESULT14

3.1 AC Power-line Conducted Emissions14

3.2 DTS Bandwidth.....15

3.3 Maximum Conducted Output Power16

3.4 Power Spectral Density18

3.5 Emissions in Non-restricted Frequency Bands19

3.6 Emissions in Restricted Frequency Bands.....20

4 TEST EQUIPMENT AND CALIBRATION DATA24

APPENDIX A. TEST RESULTS OF AC POWER-LINE CONDUCTED EMISSIONS

APPENDIX B. TEST RESULTS OF DTS BANDWIDTH

APPENDIX C. TEST RESULTS OF MAXIMUM CONDUCTED OUTPUT POWER

APPENDIX D. TEST RESULTS OF POWER SPECTRAL DENSITY

APPENDIX E. TEST RESULTS OF EMISSIONS IN NON-RESTRICTED FREQUENCY BANDS

APPENDIX F. TEST RESULTS OF EMISSIONS IN RESTRICTED FREQUENCY BANDS

APPENDIX G. TEST PHOTOS

PHOTOGRAPHS OF EUT V01



Summary of Test Result

Report Clause	Ref. Std. Clause	Test Items	Result (PASS/FAIL)	Remark
1.1.2	15.203	Antenna Requirement	PASS	FCC 15.203
3.1	15.207	AC Power-line Conducted Emissions	PASS	FCC 15.207
3.2	15.247(a)	DTS Bandwidth	PASS	≥500kHz
3.3	15.247(b)	Maximum Conducted Output Power	PASS	Power [dBm]: 30
3.4	15.247(e)	Power Spectral Density	PASS	PSD [dBm/3kHz]: 8
3.5	15.247(d)	Emissions in Non-restricted Frequency Bands	PASS	Non-Restricted Bands: > 30 dBc
3.6	15.247(d)	Emissions in Restricted Frequency Bands	PASS	Restricted Bands: FCC 15.209

Reviewed by: Sam Tsai

Report Producer: Michelle Tsai



1 General Description

1.1 Information

1.1.1 RF General Information

Frequency Range (MHz)	IEEE Std. 802.11	Ch. Frequency (MHz)	Channel Number
2400-2483.5	b, g, n (HT20), ac (VHT20)	2412-2462	1-11 [11]
2400-2483.5	n (HT40), ac (VHT40)	2422-2452	3-9 [7]

Band	Mode	BWch (MHz)	Nant
2.4-2.4835GHz	802.11b	20	1TX
2.4-2.4835GHz	802.11g	20	1TX
2.4-2.4835GHz	802.11n HT20	20	1TX
2.4-2.4835GHz	802.11n HT40	40	1TX

Note:

- ◆ 11b mode uses a combination of DSSS-DBPSK, DQPSK, CCK modulation.
- ◆ 11g, HT20 and HT40 use a combination of OFDM-BPSK, QPSK, 16QAM, 64QAM modulation.
- ◆ VHT20, VHT40 use a combination of OFDM-BPSK, QPSK, 16QAM, 64QAM, 256QAM modulation.
- ◆ BWch is the nominal channel bandwidth.

1.1.2 Antenna Information

Ant.	Port	Brand	Model Name	Antenna Type	Connector
1	1	SMARTEQ WIRELESS	LPCA-MINO	OMNI Antenna	I-PEX

Ant.	Gain (dBi)	
	2.4G	BT
1	2.15	2.15

Note: The antenna mentioned above will not be sold with the EUT in the market.



1.1.3 EUT Information

Operational Condition	
EUT Power Type	From Host system
RF Chip	WG7833-B0
Type of EUT	
<input checked="" type="checkbox"/>	Stand-alone
<input type="checkbox"/>	Combined (EUT where the radio part is fully integrated within another device)
	Combined Equipment - Brand Name / Model No.: ...
<input type="checkbox"/>	Plug-in radio (EUT intended for a variety of host systems)
	Host System - Brand Name / Model No.: ...
<input type="checkbox"/>	Other:

1.1.4 Mode Test Duty Cycle

Mode	DC	DCF(dB)	T(s)	VBW(Hz) ≥ 1/T
802.11b	0.852	0.696	1.235m	1k
802.11g	0.481	3.179	202.5u	10k
802.11n HT20	0.482	3.17	202.5u	10k
802.11n HT40	0.317	4.989	120u	10k



1.2 Testing Applied Standards

According to the specifications of the manufacturer, the EUT must comply with the requirements of the following standards:

- ◆ 47 CFR FCC Part 15
- ◆ ANSI C63.10-2013
- ◆ KDB 558074 D01 v04

1.3 Testing Location Information

Testing Location		
<input checked="" type="checkbox"/>	HWA YA	ADD : No. 52, Huaya 1st Rd., Guishan Dist., Taoyuan City, Taiwan (R.O.C.) TEL : 886-3-327-3456 FAX : 886-3-327-0973
Test site Designation No. TW1190 with FCC.		
<input type="checkbox"/>	JHUBEI	ADD : No.8, Ln. 724, Bo'ai St., Zhubei City, Hsinchu County, Taiwan (R.O.C.) TEL : 886-3-656-9065 FAX : 886-3-656-9085
Test site Designation No. TW0006 with FCC.		

Test Condition	Test Site No.	Test Engineer	Test Environment	Test Date
RF Conducted	TH01-HY	Randy	22.5°C / 62%	12/Mar/2018
Radiated	03CH03-HY	Jerry	22.2°C / 51.8%	16/Mar/2018
AC Conduction	CO04-HY	Daniel	21.6°C / 52.8%	17/Mar/2018

1.4 Measurement Uncertainty

ISO/IEC 17025 requires that an estimate of the measurement uncertainties associated with the emissions test results be included in the report. The measurement uncertainties given below are based on a 95% confidence level (based on a coverage factor (k=2))

Test Items	Uncertainty	Remark
Conducted Emission (150kHz ~ 30MHz)	3.6 dB	Confidence levels of 95%
Radiated Emission (9kHz ~ 30MHz)	3.0 dB	Confidence levels of 95%
Radiated Emission (30MHz ~ 1,000MHz)	4.3 dB	Confidence levels of 95%
Radiated Emission (1GHz ~ 18GHz)	3.9 dB	Confidence levels of 95%
Radiated Emission (18GHz ~ 40GHz)	3.5 dB	Confidence levels of 95%
Conducted Emission	1.3 dB	Confidence levels of 95%
Temperature	0.7 °C	Confidence levels of 95%
Humidity	4 %	Confidence levels of 95%



2 Test Configuration of EUT

2.1 Test Condition

Condition Item	Abbreviation/Remark	Remark
RF Conducted	Abbreviation	Remark
TnomVnom	Tnom	20°C
-	Vnom	120V

2.2 Test Channel Mode

Mode	Power Setting
802.11b_Nss1,(1Mbps)_1TX	-
2412MHz	17
2417MHz	18.5
2437MHz	18.5
2457MHz	18.5
2462MHz	17.125
802.11g_Nss1,(6Mbps)_1TX	-
2412MHz	11.75
2417MHz	15.625
2422MHz	16.5
2427MHz	17.375
2432MHz	18.125
2437MHz	19
2442MHz	19
2447MHz	18.75
2452MHz	16.75
2457MHz	15.625
2462MHz	11.625
802.11n HT20_Nss1,(MCS0)_1TX	-
2412MHz	11.125
2417MHz	15.5
2422MHz	16.625
2427MHz	17.375
2432MHz	17.875
2437MHz	19
2442MHz	19




Mode	Power Setting
2447MHz	17.75
2452MHz	16.75
2457MHz	15.5
2462MHz	10.375
802.11n HT40_Nss1,(MCS0)_1TX	-
2422MHz	8.75
2427MHz	10
2432MHz	11.5
2437MHz	13.625
2442MHz	12.5
2447MHz	12.0
2452MHz	9.75

2.3 The Worst Case Measurement Configuration

The Worst Case Mode for Following Conformance Tests	
Tests Item	AC power-line conducted emissions
Condition	AC power-line conducted measurement for line and neutral
Operating Mode	CTX
1	USB Mode ; 2.4G TX

The Worst Case Mode for Following Conformance Tests	
Tests Item	DTS Bandwidth Maximum Conducted Output Power Power Spectral Density Emissions in Non-restricted Frequency Bands
Test Condition	Conducted measurement at transmit chains

The Worst Case Mode for Following Conformance Tests	
Tests Item	Emissions in Restricted Frequency Bands
Test Condition	Radiated measurement If EUT consist of multiple antenna assembly (multiple antenna are used in EUT regardless of spatial multiplexing MIMO configuration), the radiated test should be performed with highest antenna gain of each antenna type.
Operating Mode < 1GHz	CTX
1	USB Mode
Operating Mode > 1GHz	CTX
Orthogonal Planes of EUT	Z Plane
	



2.4 Support Equipment

Support Equipment – RF Conducted				
No.	Equipment	Brand Name	Model Name	FCC ID
1	Notebook	DELL	E5410	R33002 / DoC
2	AC Adapter for Notebook	DELL	HA65NM130	R35737 / DoC
3	Fixture	-	-	-

Note: Support equipment No.3 was provided by customer.

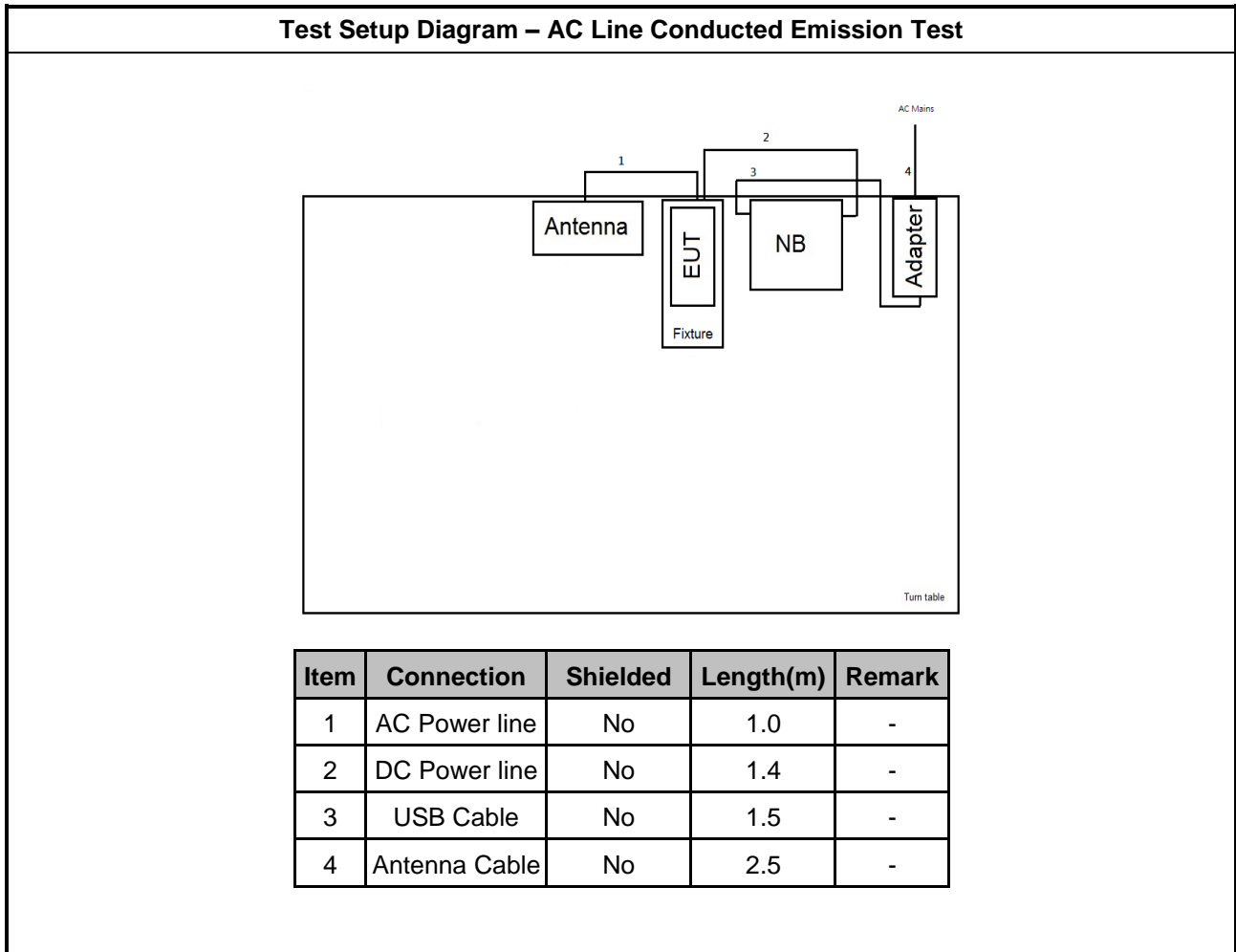
Support Equipment – Radiated Emission				
No.	Equipment	Brand Name	Model Name	FCC ID
1	Notebook	DELL	E5530	R33002
2	AC Adapter for Notebook	DELL	LA65NS2-01	DoC
3	Fixture	-	-	-
4	Antenna	SMARTEQ WIRELESS	LPCA-MINO	-

Note: Support equipment No.3 was provided by customer.

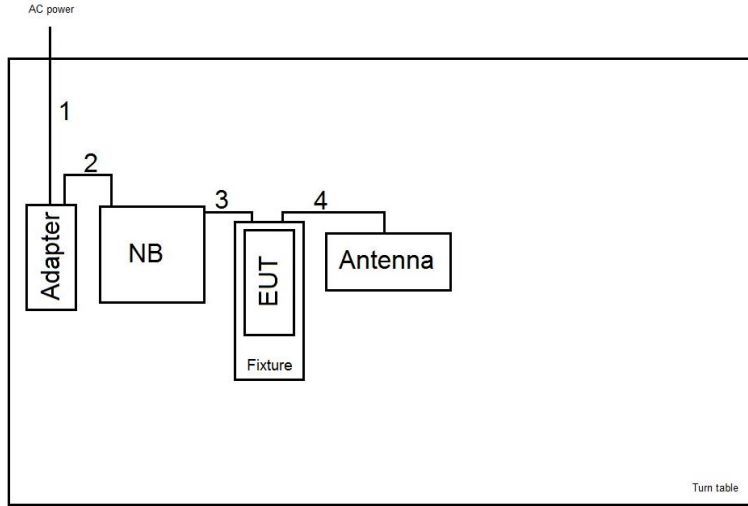
Support Equipment – AC Conduction				
No.	Equipment	Brand Name	Model Name	FCC ID
1	Notebook	DELL	E5530	R33002
2	AC Adapter for Notebook	DELL	LA65NS2-01	DoC
3	Fixture	-	-	-
4	Antenna	SMARTEQ WIRELESS	LPCA-MINO	-

Note: Support equipment No.3 was provided by customer.

2.5 Test Setup Diagram



Test Setup Diagram - Radiated Test



Item	Connection	Shielded	Length(m)	Remark
1	AC Power line	No	1.0	-
2	DC Power line	No	1.4	-
3	USB Cable	No	1.5	-
4	Antenna Cable	No	2.5	-

3 Transmitter Test Result

3.1 AC Power-line Conducted Emissions

3.1.1 AC Power-line Conducted Emissions Limit

AC Power-line Conducted Emissions Limit		
Frequency Emission (MHz)	Quasi-Peak	Average
0.15-0.5	66 - 56 *	56 - 46 *
0.5-5	56	46
5-30	60	50

Note 1: * Decreases with the logarithm of the frequency.

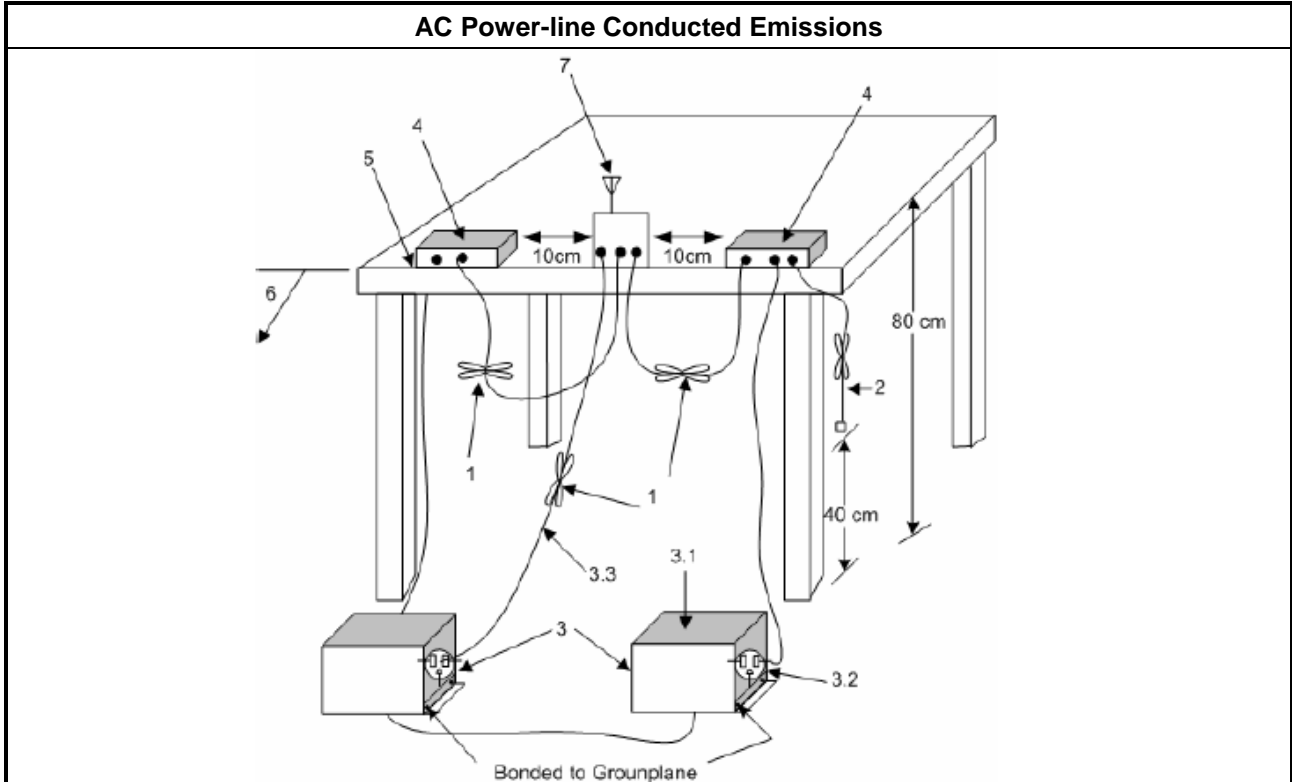
3.1.2 Measuring Instruments

Refer a test equipment and calibration data table in this test report.

3.1.3 Test Procedures

Test Method
<input checked="" type="checkbox"/> Refer as ANSI C63.10-2013, clause 6.2 for AC power-line conducted emissions.

3.1.4 Test Setup



3.1.5 Test Result of AC Power-line Conducted Emissions

Refer as Appendix A

3.2 DTS Bandwidth

3.2.1 6dB Bandwidth Limit

6dB Bandwidth Limit
Systems using digital modulation techniques:
<ul style="list-style-type: none"> ▪ 6 dB bandwidth \geq 500 kHz.

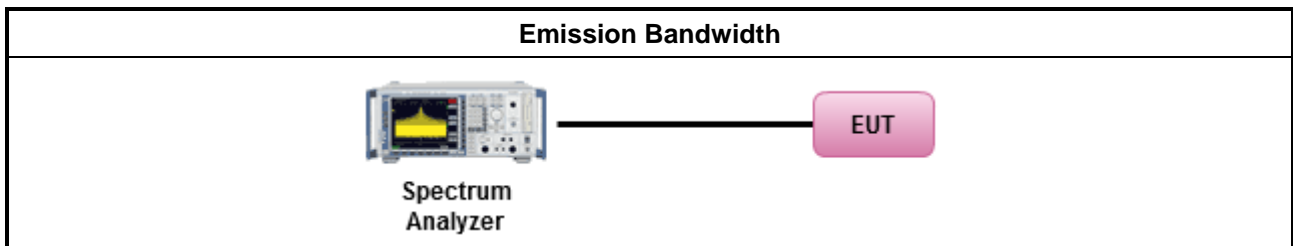
3.2.2 Measuring Instruments

Refer a test equipment and calibration data table in this test report.

3.2.3 Test Procedures

Test Method	
<ul style="list-style-type: none"> ▪ For the emission bandwidth shall be measured using one of the options below: 	
<input checked="" type="checkbox"/>	Refer as KDB 558074, clause 8.1 Option 1 for 6 dB bandwidth measurement.
<input type="checkbox"/>	Refer as KDB 558074, clause 8.2 Option 2 for 6 dB bandwidth measurement.
<input type="checkbox"/>	Refer as RSS-Gen, clause 6.6 for for occupied bandwidth testing.
<input type="checkbox"/>	Refer as ANSI C63.10, clause 6.9.3 for occupied bandwidth testing.

3.2.4 Test Setup



3.2.5 Test Result of Emission Bandwidth

Refer as Appendix B

3.3 Maximum Conducted Output Power

3.3.1 Maximum Conducted Output Power Limit

Maximum Conducted Output Power Limit	
	<ul style="list-style-type: none"> ▪ If $G_{TX} \leq 6$ dBi, then $P_{Out} \leq 30$ dBm (1 W)
	<ul style="list-style-type: none"> ▪ Point-to-multipoint systems (P2M): If $G_{TX} > 6$ dBi, then $P_{Out} = 30 - (G_{TX} - 6)$ dBm
	<ul style="list-style-type: none"> ▪ Point-to-point systems (P2P): If $G_{TX} > 6$ dBi, then $P_{Out} = 30 - (G_{TX} - 6)/3$ dBm
	<ul style="list-style-type: none"> ▪ Smart antenna system (SAS): <ul style="list-style-type: none"> - Single beam: If $G_{TX} > 6$ dBi, then $P_{Out} = 30 - (G_{TX} - 6)/3$ dBm - Overlap beam: If $G_{TX} > 6$ dBi, then $P_{Out} = 30 - (G_{TX} - 6)/3$ dBm - Aggregate power on all beams: If $G_{TX} > 6$ dBi, then $P_{Out} = 30 - (G_{TX} - 6)/3 + 8$ dB dBm
e.i.r.p. Power Limit:	
	<ul style="list-style-type: none"> ▪ 2400-2483.5 MHz Band
	<ul style="list-style-type: none"> ▪ Point-to-multipoint systems (P2M): $P_{eirp} \leq 36$ dBm (4 W)
	<ul style="list-style-type: none"> ▪ Point-to-point systems (P2P): $P_{eirp} \leq \text{MAX}(36, [P_{Out} + G_{TX}])$ dBm
	<ul style="list-style-type: none"> ▪ Smart antenna system (SAS) <ul style="list-style-type: none"> - Single beam: $P_{eirp} \leq \text{MAX}(36, P_{Out} + G_{TX})$ dBm - Overlap beam: $P_{eirp} \leq \text{MAX}(36, P_{Out} + G_{TX})$ dBm - Aggregate power on all beams: $P_{eirp} \leq \text{MAX}(36, [P_{Out} + G_{TX} + 8])$ dBm
P_{Out} = maximum peak conducted output power or maximum conducted output power in dBm, G_{TX} = the maximum transmitting antenna directional gain in dBi.	

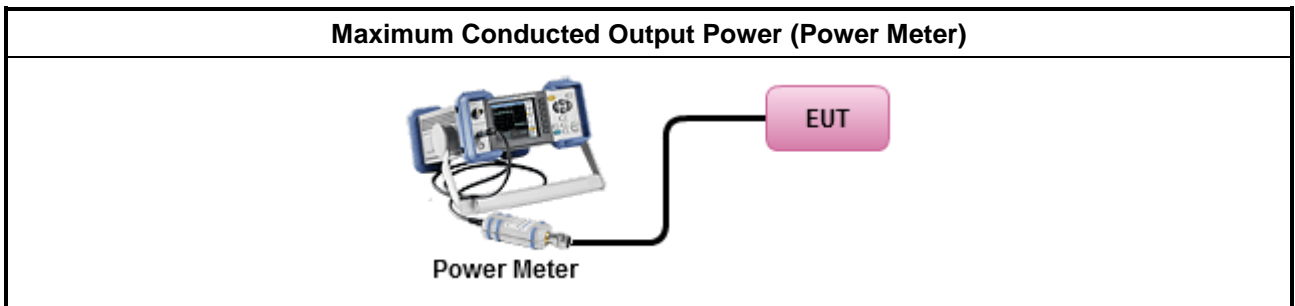
3.3.2 Measuring Instruments

Refer a test equipment and calibration data table in this test report.

3.3.3 Test Procedures

Test Method	
<ul style="list-style-type: none"> ▪ Maximum Peak Conducted Output Power 	
<input type="checkbox"/>	Refer as KDB 558074, clause 9.1.1 Option 1 (RBW ≥ EBW method).
<input type="checkbox"/>	Refer as KDB 558074, clause 9.1.2 Option 2 (integrated band power method)
<input type="checkbox"/>	Refer as KDB 558074, clause 9.1.3 Option 3 (peak power meter for VBW ≥ DTS BW)
<ul style="list-style-type: none"> ▪ Maximum Average Conducted Output Power 	
Duty cycle ≥ 98%	
<input type="checkbox"/>	Refer as KDB 558074, clause 9.2.2.4 Method AVGSA-2 (spectral trace averaging).
Duty cycle < 98%	
<input type="checkbox"/>	Refer as KDB 558074, clause 9.2.2.5 Method AVGSA-2 Alt. (slow sweep speed)
RF power meter and average over on/off periods with duty factor or gated trigger	
<input checked="" type="checkbox"/>	Refer as KDB 558074, clause 9.2.3.1 Method AVGPM (using an RF average power meter).
<ul style="list-style-type: none"> ▪ For conducted measurement. 	
<ul style="list-style-type: none"> ▪ If the EUT supports multiple transmit chains using options given below: Refer as KDB 662911, In-band power measurements. Using the measure-and-sum approach, measured all transmit ports individually. Sum the power (in linear power units e.g., mW) of all ports for each individual sample and save them. 	
<ul style="list-style-type: none"> ▪ If multiple transmit chains, EIRP calculation could be following as methods: $P_{total} = P_1 + P_2 + \dots + P_n$ (calculated in linear unit [mW] and transfer to log unit [dBm]) $EIRP_{total} = P_{total} + DG$ 	

3.3.4 Test Setup



3.3.5 Test Result of Maximum Conducted Output Power

Refer as Appendix C

3.4 Power Spectral Density

3.4.1 Power Spectral Density Limit

Power Spectral Density Limit
<ul style="list-style-type: none"> Power Spectral Density (PSD) \leq 8 dBm/3kHz

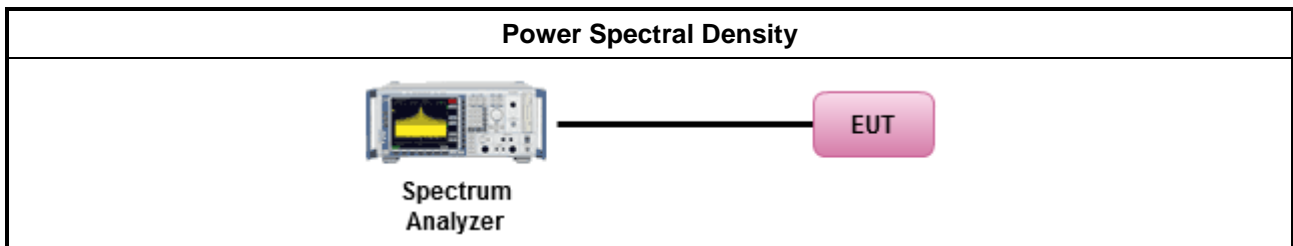
3.4.2 Measuring Instruments

Refer a test equipment and calibration data table in this test report.

3.4.3 Test Procedures

Test Method
<ul style="list-style-type: none"> Peak power spectral density procedures that the same method as used to determine the conducted output power. If maximum peak conducted output power was measured to demonstrate compliance to the output power limit, then the peak PSD procedure below (Method PKPSD) shall be used. If maximum conducted output power was measured to demonstrate compliance to the output power limit, then one of the average PSD procedures shall be used, as applicable based on the following criteria (the peak PSD procedure is also an acceptable option).
<input checked="" type="checkbox"/> Refer as KDB 558074, clause 10.2 Method PKPSD (RBW=3-100kHz; Detector=peak).
<ul style="list-style-type: none"> For conducted measurement.
<ul style="list-style-type: none"> If The EUT supports multiple transmit chains using options given below: <ul style="list-style-type: none"> Measure and sum the spectra across the outputs. Refer as KDB 662911, In-band power spectral density (PSD). Sample all transmit ports simultaneously using a spectrum analyzer for each transmit port. Where the trace bin-by-bin of each transmit port summing can be performed. (i.e., in the first spectral bin of output 1 is summed with that in the first spectral bin of output 2 and that from the first spectral bin of output 3, and so on up to the NTX output to obtain the value for the first frequency bin of the summed spectrum.). Add up the amplitude (power) values for the different transmit chains and use this as the new data trace.

3.4.4 Test Setup



3.4.5 Test Result of Power Spectral Density

Refer as Appendix D

3.5 Emissions in Non-restricted Frequency Bands

3.5.1 Emissions in Non-restricted Frequency Bands Limit

Un-restricted Band Emissions Limit	
RF output power procedure	Limit (dB)
Peak output power procedure	20
Average output power procedure	30

Note 1: If the peak output power procedure is used to measure the fundamental emission power to demonstrate compliance to requirements, then the peak conducted output power measured within any 100 kHz outside the authorized frequency band shall be attenuated by at least 20 dB relative to the maximum measured in-band peak PSD level.

Note 2: If the average output power procedure is used to measure the fundamental emission power to demonstrate compliance to requirements, then the power in any 100 kHz outside of the authorized frequency band shall be attenuated by at least 30 dB relative to the maximum measured in-band average PSD level.

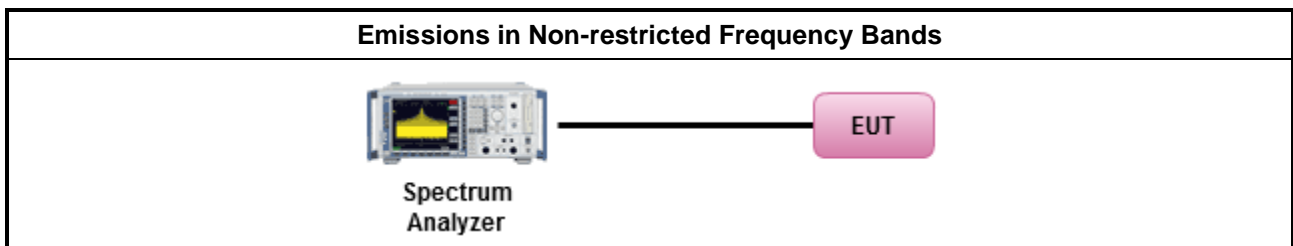
3.5.2 Measuring Instruments

Refer a test equipment and calibration data table in this test report.

3.5.3 Test Procedures

Test Method
<ul style="list-style-type: none"> Refer as KDB 558074, clause 11 for unwanted emissions into non-restricted bands.

3.5.4 Test Setup



3.5.5 Test Result of Emissions in Non-restricted Frequency Bands

Refer as Appendix E



3.6 Emissions in Restricted Frequency Bands

3.6.1 Emissions in Restricted Frequency Bands Limit

Restricted Band Emissions Limit			
Frequency Range (MHz)	Field Strength (uV/m)	Field Strength (dBuV/m)	Measure Distance (m)
0.009~0.490	2400/F(kHz)	48.5 - 13.8	300
0.490~1.705	24000/F(kHz)	33.8 - 23	30
1.705~30.0	30	29	30
30~88	100	40	3
88~216	150	43.5	3
216~960	200	46	3
Above 960	500	54	3

Note 1: Test distance for frequencies at or above 30 MHz, measurements may be performed at a distance other than the limit distance provided they are not performed in the near field and the emissions to be measured can be detected by the measurement equipment. When performing measurements at a distance other than that specified, the results shall be extrapolated to the specified distance using an extrapolation factor of 20 dB/decade (inverse of linear distance for field-strength measurements, inverse of linear distance-squared for power-density measurements).

Note 2: Test distance for frequencies at below 30 MHz, measurements may be performed at a distance closer than the EUT limit distance; however, an attempt should be made to avoid making measurements in the near field. When performing measurements below 30 MHz at a closer distance than the limit distance, the results shall be extrapolated to the specified distance by either making measurements at a minimum of two or more distances on at least one radial to determine the proper extrapolation factor or by using the square of an inverse linear distance extrapolation factor (40 dB/decade). The test report shall specify the extrapolation method used to determine compliance of the EUT.

Note 3: Using the distance of 1m during the test for above 18 GHz, and the test value to correct for the distance factor at 3m.

3.6.2 Measuring Instruments

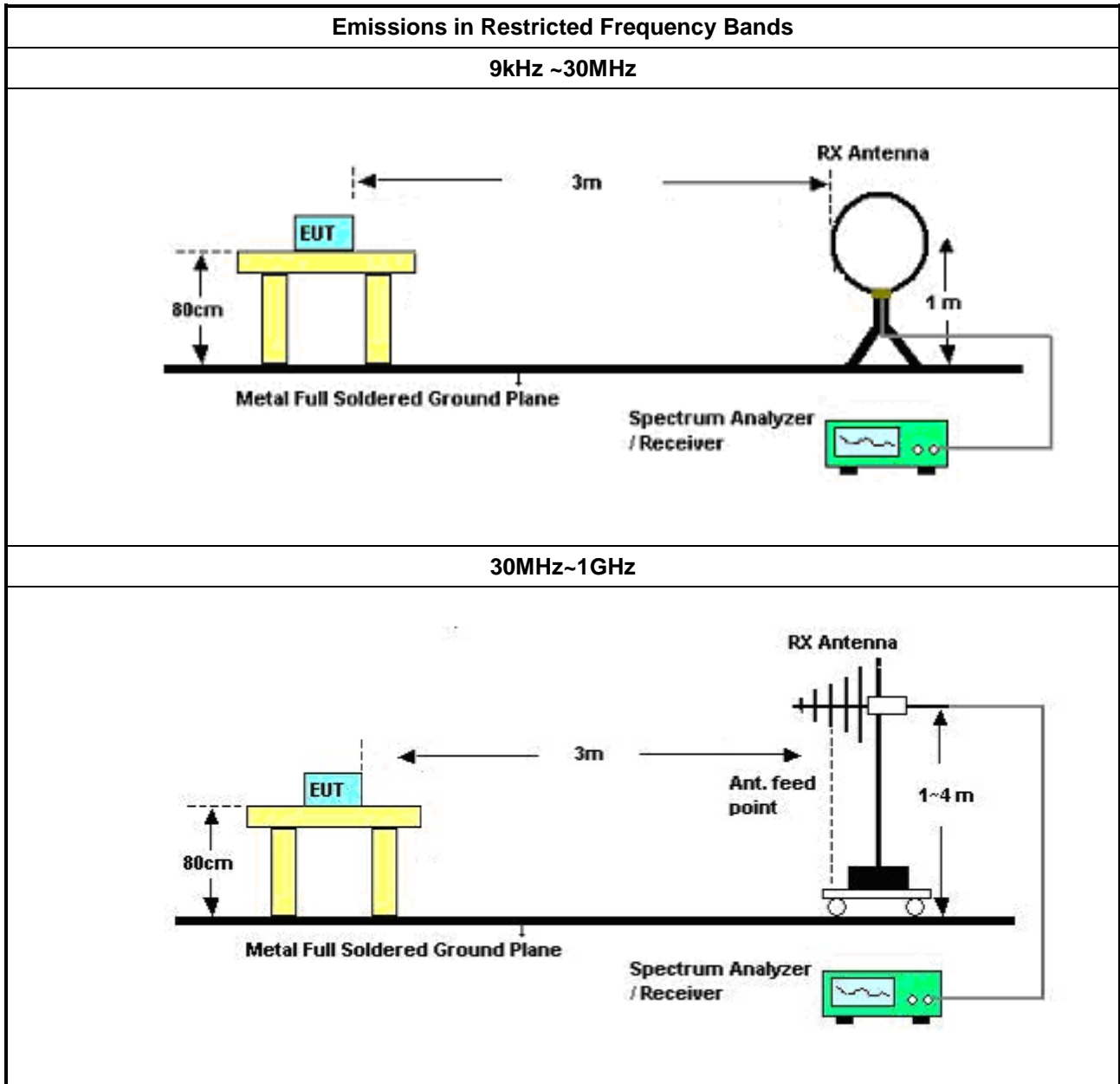
Refer a test equipment and calibration data table in this test report.

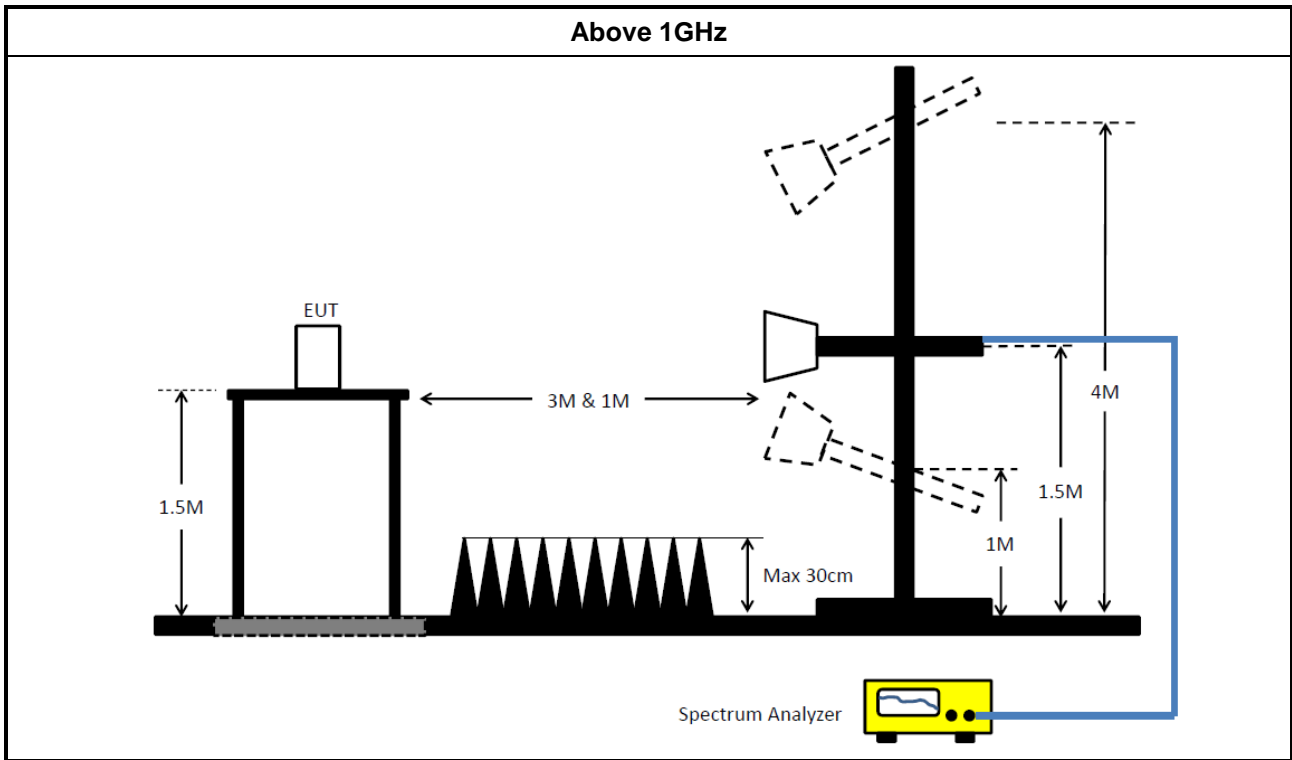


3.6.3 Test Procedures

Test Method	
<ul style="list-style-type: none"> The average emission levels shall be measured in [duty cycle ≥ 98 or duty factor]. 	
<ul style="list-style-type: none"> Refer as ANSI C63.10, clause 6.10.3 band-edge testing shall be performed at the lowest frequency channel and highest frequency channel within the allowed operating band. 	
<ul style="list-style-type: none"> For the transmitter unwanted emissions shall be measured using following options below: 	
<ul style="list-style-type: none"> Refer as KDB 558074, clause 12 for unwanted emissions into restricted bands. 	
<input checked="" type="checkbox"/>	Refer as KDB 558074, clause 12.2.5.3 (ANSI C63.10, clause 4.1.4.2.3), Reduced VBW≥1/T.
<input checked="" type="checkbox"/>	Refer as KDB 558074, clause 12.2.4 measurement procedure peak limit.
<ul style="list-style-type: none"> For the transmitter band-edge emissions shall be measured using following options below: 	
<ul style="list-style-type: none"> Refer as KDB 558074 clause 13.1, When the performing peak or average radiated measurements, emissions within 2 MHz of the authorized band edge may be measured using the marker-delta method described below. 	
<ul style="list-style-type: none"> Refer as KDB 558074, clause 13.2 (ANSI C63.10, clause 6.10.6) for marker-delta method for band-edge measurements. 	
<ul style="list-style-type: none"> Refer as KDB 558074, clause 13.3 for narrower resolution bandwidth (100kHz) using the band power and summing the spectral levels (i.e., 1 MHz). 	
<ul style="list-style-type: none"> For conducted and cabinet radiation measurement, refer as KDB 558074, clause 12.2.2. 	
<ul style="list-style-type: none"> For conducted unwanted emissions into restricted bands (absolute emission limits). Devices with multiple transmit chains using options given below: (1) Measure and sum the spectra across the outputs or (2) Measure and add 10 log(N) dB 	
<ul style="list-style-type: none"> For KDB 662911 The methodology described here may overestimate array gain, thereby resulting in apparent failures to satisfy the out-of-band limits even if the device is actually compliant. In such cases, compliance may be demonstrated by performing radiated tests around the frequencies at which the apparent failures occurred. 	

3.6.4 Test Setup





3.6.5 Test Result of Emissions in Restricted Frequency Bands (Below 30MHz)

The amplitude of spurious emissions which are attenuated by more than 20dB below the permissible value has no need to be reported.

3.6.6 Test Result of Emissions in Restricted Frequency Bands

Refer as Appendix F



4 Test Equipment and Calibration Data

Instrument for AC Conduction

Instrument	Manufacturer	Model No.	Serial No.	Spec.	Calibration Date	Calibration Due Date
EMC Receiver	R&S	ESR3	102052	9KHz ~ 3.6GHz	29/Apr/2017	28/Apr/2018
LISN	R&S	ENV216	101295	9kHz ~ 30MHz	17/Nov/2017	16/Nov/2018
RF Cable-CON	HUBER+SUHNER	RG213/U	07611832020001	9kHz ~ 30MHz	06/Oct/2017	05/Oct/2018
AC POWER	APC	AFC-11005G	F310050055	47Hz~63Hz 5~300V	NCR	NCR
Impuls Begrenzer Pulse Limiter	SCHWARZBECK	VTSD 9561-F	9561-F041	9 kHz ~ 30 MHz	12/Oct/2017	11/Oct/2018

NCR : Non-Calibration Require

Instrument for Radiated Test

Instrument	Manufacturer	Model No.	Serial No.	Spec.	Calibration Date	Calibration Due Date
3m Semi Anechoic Chamber	SIDT FRANKONIA	SAC-3M	03CH03-HY	30MHz ~ 1GHz 3m	31/Oct/2017	30/Oct/2018
3m Semi Anechoic Chamber	SIDT FRANKONIA	SAC-3M	03CH03-HY	1GHz ~ 18GHz 3m	01/Nov/2017	31/Oct/2018
Amplifier	HP	8447D	2944A08033	10kHz ~ 1.3GHz	19/Apr/2017	18/Apr/2018
Amplifier	Keysight	83017A	MY53270196	1GHz ~ 26.5GHz	31/Aug/2017	30/Aug/2018
Spectrum	R&S	FSV40	101500	9kHz ~ 40GHz	28/Jun/2017	27/Jun/2018
Receiver	R&S	ESR3	102052	9KHz ~ 3.6GHz	29/Apr/2017	28/Apr/2018
RF Cable-R03m	Jye Bao	RG142	CB021	9kHz ~ 1GHz	26/Jan/2018	25/Jan/2019
RF Cable-high	SUHNER	SUCOFLEX106	CB222	1GHz ~ 40GHz	26/Jan/2018	25/Jan/2019
Bilog Antenna	SCHAFFNER	CBL 6112B	22237	30MHz ~ 1GHz	08/Jul/2017	07/Jul/2018
Horn Antenna	SCHWARZBECK	BBHA9170	BBHA9170154	18GHz ~ 40GHz	06/Feb/ 2018	05/Feb/2019
Horn Antenna	SCHWARZBECK	BBHA9120D	1531	1GHz ~ 18GHz	25/Apr/ 2017	24/Apr/2018

Instrument for Conducted Test

Instrument	Manufacturer	Model No.	Serial No.	Spec.	Calibration Date	Calibration Due Date
Spectrum Analyzer	R&S	FSV 40	101515	9kHz~40GHz	08/Dec/2017	07/Dec/2018
Power Sensor	Anritsu	MA2411B	1339407	300MHz ~ 40GHz	10/May/2017	09/May/2018
Power Meter	Anritsu	ML2495A	1517010	300MHz ~ 40GHz	06/Nov/2017	05/Nov/2018
Signal Generator	R&S	SMR40	100116	10MHz ~ 40GHz	27/Jul/2017	26/Jul/2018
RF Cable-0.2m	HUBER+SUHNER	SUCOFLEX_104	MY677/3	30MHz ~ 26.5GHz	25/Aug/2017	24/Aug/2018
RF Cable-0.2m	HUBER+SUHNER	SUCOFLEX_104	MY678/3	30MHz ~ 26.5GHz	25/Aug/2017	24/Aug/2018
RF Cable-0.5m	HUBER+SUHNER	SUCOFLEX_104	MY10717/4	30MHz ~ 26.5GHz	25/Aug/2017	24/Aug/2018



AC Power-line Conducted Emissions Result																																																																																																																																	
Operating Mode	1	Power Phase	Neutral																																																																																																																														
Operating Function	USB Mode ; 2.4G TX																																																																																																																																
<div style="display: flex; justify-content: space-between;"> <div> </div> <div style="text-align: right;">Date: 2018-03-17</div> </div>																																																																																																																																	
<table border="1" style="width:100%; border-collapse: collapse; margin-top: 10px;"> <thead> <tr> <th></th> <th>Freq</th> <th>Level</th> <th>Over Limit</th> <th>Limit Line</th> <th>Read Level</th> <th>LISN Factor</th> <th>Cable Loss</th> <th>Remark</th> </tr> <tr> <th></th> <th>MHz</th> <th>dBuV</th> <th>dB</th> <th>dBuV</th> <th>dBuV</th> <th>dB</th> <th>dB</th> <th></th> </tr> </thead> <tbody> <tr><td>1</td><td>0.1633</td><td>31.90</td><td>-23.40</td><td>55.30</td><td>22.24</td><td>9.63</td><td>0.03</td><td>Average</td></tr> <tr><td>2</td><td>0.1633</td><td>38.26</td><td>-27.04</td><td>65.30</td><td>28.60</td><td>9.63</td><td>0.03</td><td>QP</td></tr> <tr><td>3</td><td>0.3653</td><td>28.49</td><td>-20.12</td><td>48.61</td><td>18.79</td><td>9.61</td><td>0.09</td><td>Average</td></tr> <tr><td>4</td><td>0.3653</td><td>35.06</td><td>-23.55</td><td>58.61</td><td>25.36</td><td>9.61</td><td>0.09</td><td>QP</td></tr> <tr><td>5</td><td>0.4612</td><td>25.41</td><td>-21.26</td><td>46.67</td><td>15.72</td><td>9.61</td><td>0.08</td><td>Average</td></tr> <tr><td>6</td><td>0.4612</td><td>36.63</td><td>-20.04</td><td>56.67</td><td>26.94</td><td>9.61</td><td>0.08</td><td>QP</td></tr> <tr><td>7</td><td>2.1101</td><td>28.68</td><td>-17.32</td><td>46.00</td><td>19.04</td><td>9.63</td><td>0.01</td><td>Average</td></tr> <tr><td>8</td><td>2.1101</td><td>35.16</td><td>-20.84</td><td>56.00</td><td>25.52</td><td>9.63</td><td>0.01</td><td>QP</td></tr> <tr><td>9 MAX</td><td>2.3213</td><td>29.96</td><td>-16.04</td><td>46.00</td><td>20.31</td><td>9.63</td><td>0.02</td><td>Average</td></tr> <tr><td>10</td><td>2.3213</td><td>37.52</td><td>-18.48</td><td>56.00</td><td>27.87</td><td>9.63</td><td>0.02</td><td>QP</td></tr> <tr><td>11</td><td>18.8205</td><td>21.77</td><td>-28.23</td><td>50.00</td><td>11.90</td><td>9.71</td><td>0.16</td><td>Average</td></tr> <tr><td>12</td><td>18.8205</td><td>27.17</td><td>-32.83</td><td>60.00</td><td>17.30</td><td>9.71</td><td>0.16</td><td>QP</td></tr> </tbody> </table>					Freq	Level	Over Limit	Limit Line	Read Level	LISN Factor	Cable Loss	Remark		MHz	dBuV	dB	dBuV	dBuV	dB	dB		1	0.1633	31.90	-23.40	55.30	22.24	9.63	0.03	Average	2	0.1633	38.26	-27.04	65.30	28.60	9.63	0.03	QP	3	0.3653	28.49	-20.12	48.61	18.79	9.61	0.09	Average	4	0.3653	35.06	-23.55	58.61	25.36	9.61	0.09	QP	5	0.4612	25.41	-21.26	46.67	15.72	9.61	0.08	Average	6	0.4612	36.63	-20.04	56.67	26.94	9.61	0.08	QP	7	2.1101	28.68	-17.32	46.00	19.04	9.63	0.01	Average	8	2.1101	35.16	-20.84	56.00	25.52	9.63	0.01	QP	9 MAX	2.3213	29.96	-16.04	46.00	20.31	9.63	0.02	Average	10	2.3213	37.52	-18.48	56.00	27.87	9.63	0.02	QP	11	18.8205	21.77	-28.23	50.00	11.90	9.71	0.16	Average	12	18.8205	27.17	-32.83	60.00	17.30	9.71	0.16	QP
	Freq	Level	Over Limit	Limit Line	Read Level	LISN Factor	Cable Loss	Remark																																																																																																																									
	MHz	dBuV	dB	dBuV	dBuV	dB	dB																																																																																																																										
1	0.1633	31.90	-23.40	55.30	22.24	9.63	0.03	Average																																																																																																																									
2	0.1633	38.26	-27.04	65.30	28.60	9.63	0.03	QP																																																																																																																									
3	0.3653	28.49	-20.12	48.61	18.79	9.61	0.09	Average																																																																																																																									
4	0.3653	35.06	-23.55	58.61	25.36	9.61	0.09	QP																																																																																																																									
5	0.4612	25.41	-21.26	46.67	15.72	9.61	0.08	Average																																																																																																																									
6	0.4612	36.63	-20.04	56.67	26.94	9.61	0.08	QP																																																																																																																									
7	2.1101	28.68	-17.32	46.00	19.04	9.63	0.01	Average																																																																																																																									
8	2.1101	35.16	-20.84	56.00	25.52	9.63	0.01	QP																																																																																																																									
9 MAX	2.3213	29.96	-16.04	46.00	20.31	9.63	0.02	Average																																																																																																																									
10	2.3213	37.52	-18.48	56.00	27.87	9.63	0.02	QP																																																																																																																									
11	18.8205	21.77	-28.23	50.00	11.90	9.71	0.16	Average																																																																																																																									
12	18.8205	27.17	-32.83	60.00	17.30	9.71	0.16	QP																																																																																																																									
<p>Note 1: ">20dB" means emission levels that exceed the level of 20 dB below the applicable limit. Note 2: "N/F" means Nothing Found emissions (No emissions were detected.)</p>																																																																																																																																	



AC Power-line Conducted Emissions Result																																																																																																																																	
Operating Mode	1	Power Phase	Line																																																																																																																														
Operating Function	USB Mode ; 2.4G TX																																																																																																																																
<p>The graph displays the AC power-line conducted emissions. The y-axis represents Level in dBuV, ranging from 0 to 80. The x-axis represents Frequency in MHz, ranging from 0.150.2 to 30. Two red lines indicate the limits: NCC/IC/FCC-B (upper) and NCC/IC/FCC-B-AV (lower). A blue line shows the measured emission levels, with several peaks marked by vertical lines and numbers 1 through 12. The date of the test is 2018-03-17.</p>																																																																																																																																	
<table border="1"> <thead> <tr> <th></th> <th>Freq</th> <th>Level</th> <th>Over Limit</th> <th>Limit Line</th> <th>Read Level</th> <th>LISN Factor</th> <th>Cable Loss</th> <th>Remark</th> </tr> <tr> <th></th> <th>MHz</th> <th>dBuV</th> <th>dB</th> <th>dBuV</th> <th>dBuV</th> <th>dB</th> <th>dB</th> <th></th> </tr> </thead> <tbody> <tr> <td>1</td> <td>0.1516</td> <td>30.49</td> <td>-25.42</td> <td>55.91</td> <td>20.83</td> <td>9.62</td> <td>0.04</td> <td>Average</td> </tr> <tr> <td>2</td> <td>0.1516</td> <td>38.19</td> <td>-27.72</td> <td>65.91</td> <td>28.53</td> <td>9.62</td> <td>0.04</td> <td>QP</td> </tr> <tr> <td>3</td> <td>0.2548</td> <td>27.39</td> <td>-24.21</td> <td>51.60</td> <td>17.74</td> <td>9.62</td> <td>0.03</td> <td>Average</td> </tr> <tr> <td>4</td> <td>0.2548</td> <td>35.17</td> <td>-26.43</td> <td>61.60</td> <td>25.52</td> <td>9.62</td> <td>0.03</td> <td>QP</td> </tr> <tr> <td>5 MAX</td> <td>0.4127</td> <td>37.22</td> <td>-10.37</td> <td>47.59</td> <td>27.51</td> <td>9.61</td> <td>0.10</td> <td>Average</td> </tr> <tr> <td>6</td> <td>0.4127</td> <td>38.42</td> <td>-19.17</td> <td>57.59</td> <td>28.71</td> <td>9.61</td> <td>0.10</td> <td>QP</td> </tr> <tr> <td>7</td> <td>1.7716</td> <td>20.11</td> <td>-25.89</td> <td>46.00</td> <td>10.49</td> <td>9.62</td> <td>0.00</td> <td>Average</td> </tr> <tr> <td>8</td> <td>1.7716</td> <td>28.68</td> <td>-27.32</td> <td>56.00</td> <td>19.06</td> <td>9.62</td> <td>0.00</td> <td>QP</td> </tr> <tr> <td>9</td> <td>2.2968</td> <td>25.17</td> <td>-20.83</td> <td>46.00</td> <td>15.53</td> <td>9.62</td> <td>0.02</td> <td>Average</td> </tr> <tr> <td>10</td> <td>2.2968</td> <td>30.52</td> <td>-25.48</td> <td>56.00</td> <td>20.88</td> <td>9.62</td> <td>0.02</td> <td>QP</td> </tr> <tr> <td>11</td> <td>18.5237</td> <td>20.73</td> <td>-29.27</td> <td>50.00</td> <td>10.96</td> <td>9.62</td> <td>0.15</td> <td>Average</td> </tr> <tr> <td>12</td> <td>18.5237</td> <td>26.69</td> <td>-33.31</td> <td>60.00</td> <td>16.92</td> <td>9.62</td> <td>0.15</td> <td>QP</td> </tr> </tbody> </table>					Freq	Level	Over Limit	Limit Line	Read Level	LISN Factor	Cable Loss	Remark		MHz	dBuV	dB	dBuV	dBuV	dB	dB		1	0.1516	30.49	-25.42	55.91	20.83	9.62	0.04	Average	2	0.1516	38.19	-27.72	65.91	28.53	9.62	0.04	QP	3	0.2548	27.39	-24.21	51.60	17.74	9.62	0.03	Average	4	0.2548	35.17	-26.43	61.60	25.52	9.62	0.03	QP	5 MAX	0.4127	37.22	-10.37	47.59	27.51	9.61	0.10	Average	6	0.4127	38.42	-19.17	57.59	28.71	9.61	0.10	QP	7	1.7716	20.11	-25.89	46.00	10.49	9.62	0.00	Average	8	1.7716	28.68	-27.32	56.00	19.06	9.62	0.00	QP	9	2.2968	25.17	-20.83	46.00	15.53	9.62	0.02	Average	10	2.2968	30.52	-25.48	56.00	20.88	9.62	0.02	QP	11	18.5237	20.73	-29.27	50.00	10.96	9.62	0.15	Average	12	18.5237	26.69	-33.31	60.00	16.92	9.62	0.15	QP
	Freq	Level	Over Limit	Limit Line	Read Level	LISN Factor	Cable Loss	Remark																																																																																																																									
	MHz	dBuV	dB	dBuV	dBuV	dB	dB																																																																																																																										
1	0.1516	30.49	-25.42	55.91	20.83	9.62	0.04	Average																																																																																																																									
2	0.1516	38.19	-27.72	65.91	28.53	9.62	0.04	QP																																																																																																																									
3	0.2548	27.39	-24.21	51.60	17.74	9.62	0.03	Average																																																																																																																									
4	0.2548	35.17	-26.43	61.60	25.52	9.62	0.03	QP																																																																																																																									
5 MAX	0.4127	37.22	-10.37	47.59	27.51	9.61	0.10	Average																																																																																																																									
6	0.4127	38.42	-19.17	57.59	28.71	9.61	0.10	QP																																																																																																																									
7	1.7716	20.11	-25.89	46.00	10.49	9.62	0.00	Average																																																																																																																									
8	1.7716	28.68	-27.32	56.00	19.06	9.62	0.00	QP																																																																																																																									
9	2.2968	25.17	-20.83	46.00	15.53	9.62	0.02	Average																																																																																																																									
10	2.2968	30.52	-25.48	56.00	20.88	9.62	0.02	QP																																																																																																																									
11	18.5237	20.73	-29.27	50.00	10.96	9.62	0.15	Average																																																																																																																									
12	18.5237	26.69	-33.31	60.00	16.92	9.62	0.15	QP																																																																																																																									
<p>Note 1: ">20dB" means emission levels that exceed the level of 20 dB below the applicable limit. Note 2: "N/F" means Nothing Found emissions (No emissions were detected.)</p>																																																																																																																																	



Summary

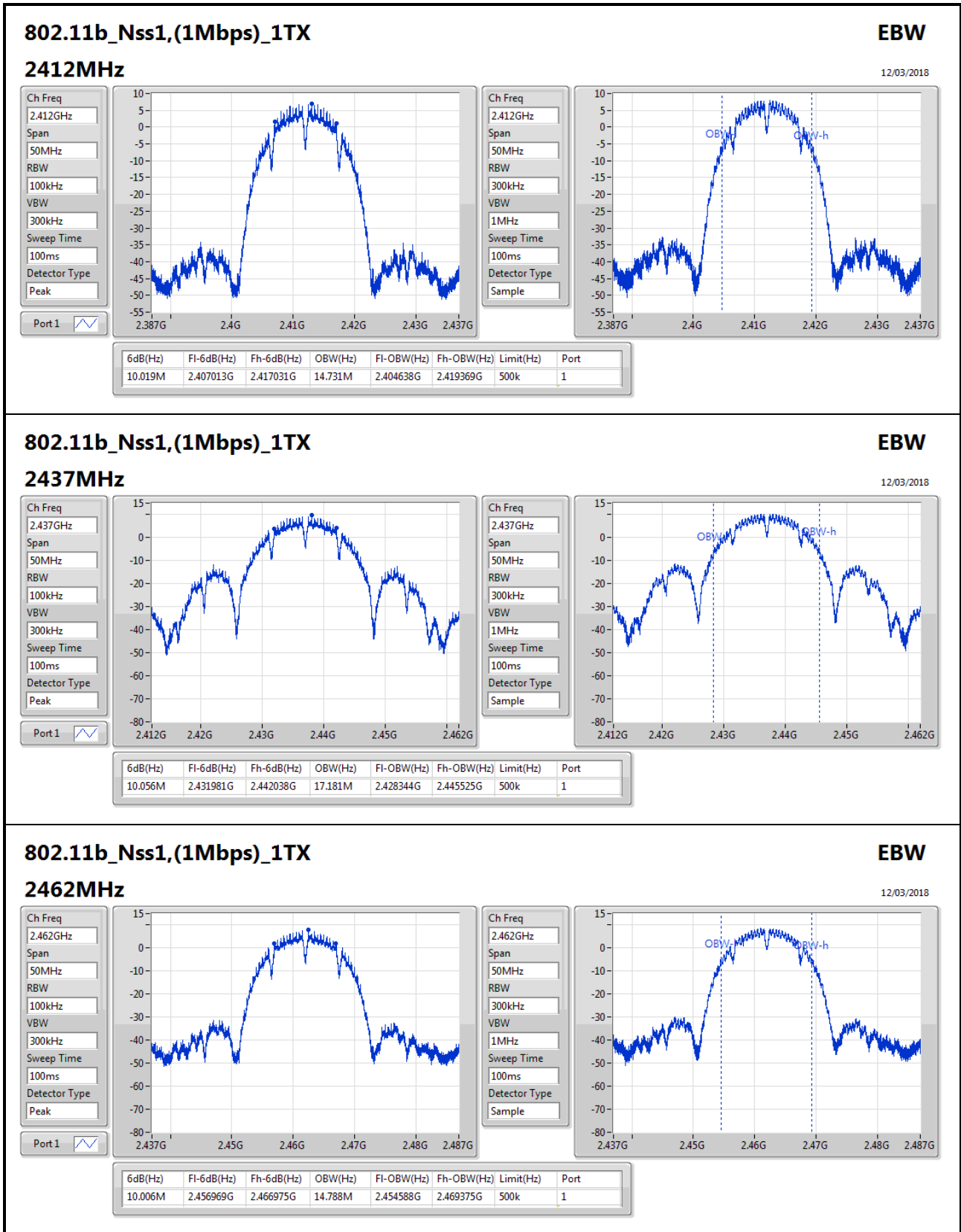
Mode	Max-N dB (Hz)	Max-OBW (Hz)	ITU-Code	Min-N dB (Hz)	Min-OBW (Hz)
2.4-2.4835GHz	-	-	-	-	-
802.11b_Nss1,(1Mbps)_1TX	10.056M	17.181M	17M2G1D	10.006M	14.731M
802.11g_Nss1,(6Mbps)_1TX	15.106M	23.438M	23M4D1D	15.069M	16.506M
802.11n HT20_Nss1,(MCS0)_1TX	15.1M	24.356M	24M4D1D	15.088M	17.569M
802.11n HT40_Nss1,(MCS0)_1TX	35.05M	36.125M	36M1D1D	33.8M	36.1M

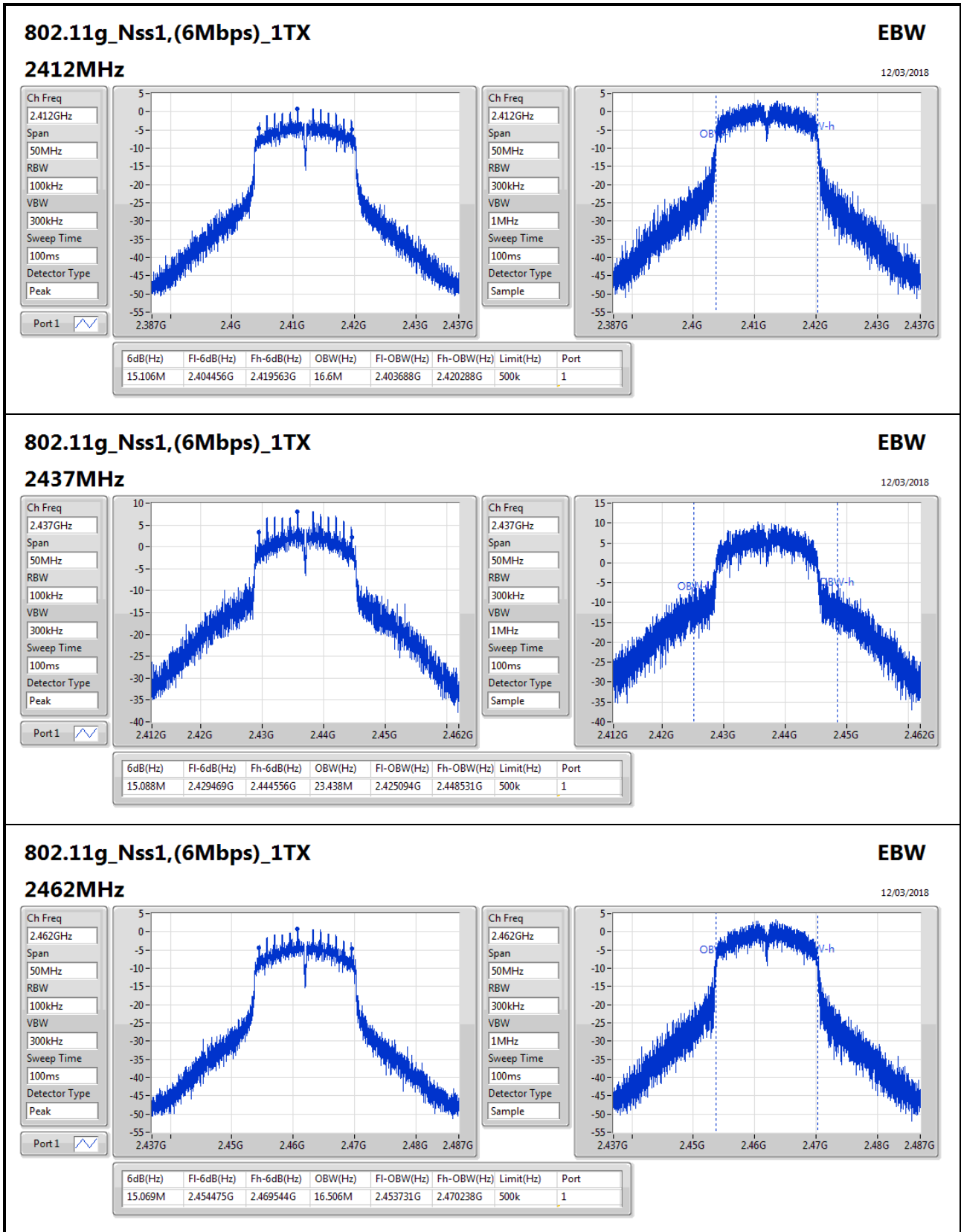
Max-N dB = Maximum 6dB down bandwidth; **Max-OBW** = Maximum 99% occupied bandwidth;
Min-N dB = Minimum 6dB down bandwidth; **Min-OBW** = Minimum 99% occupied bandwidth;

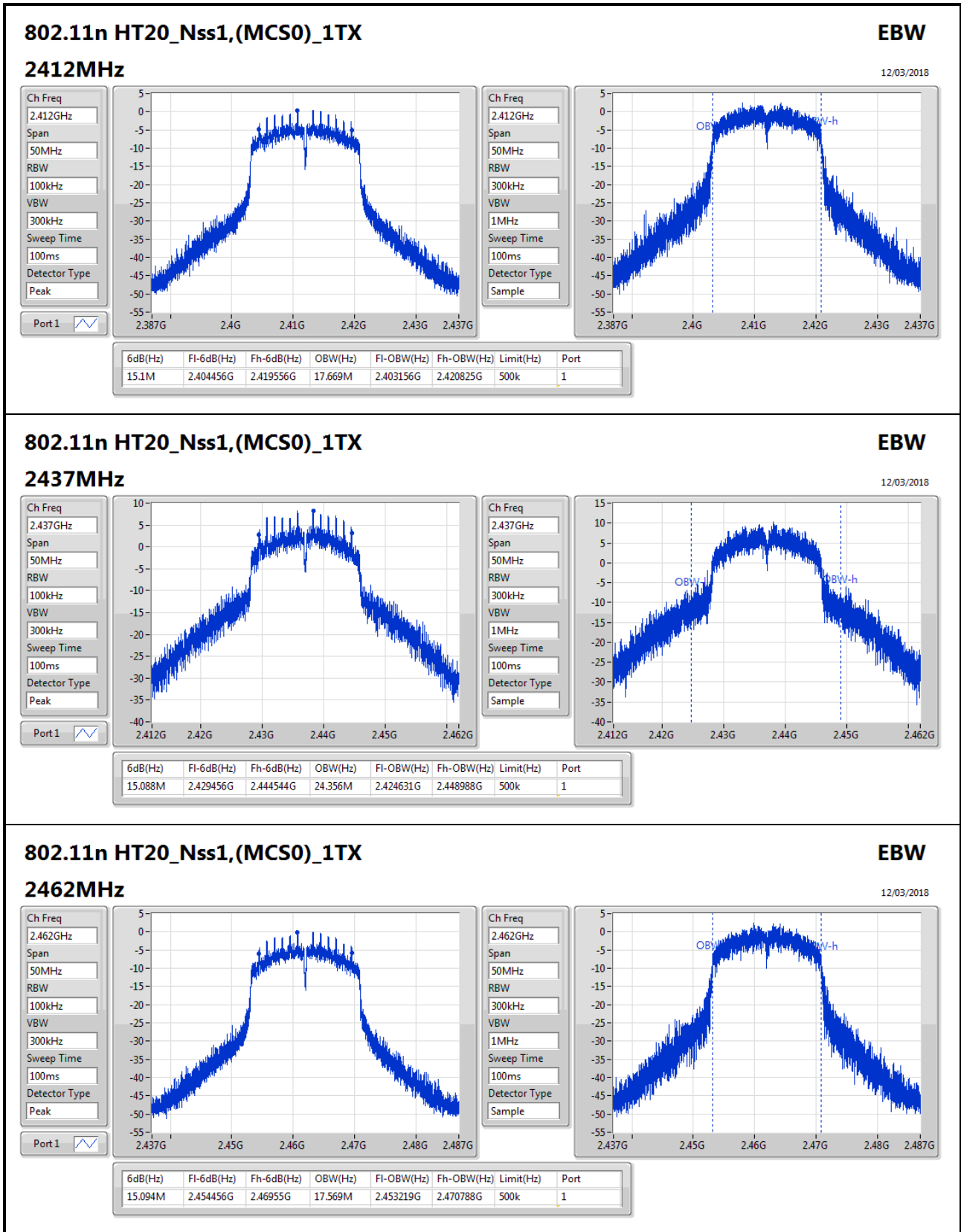
Result

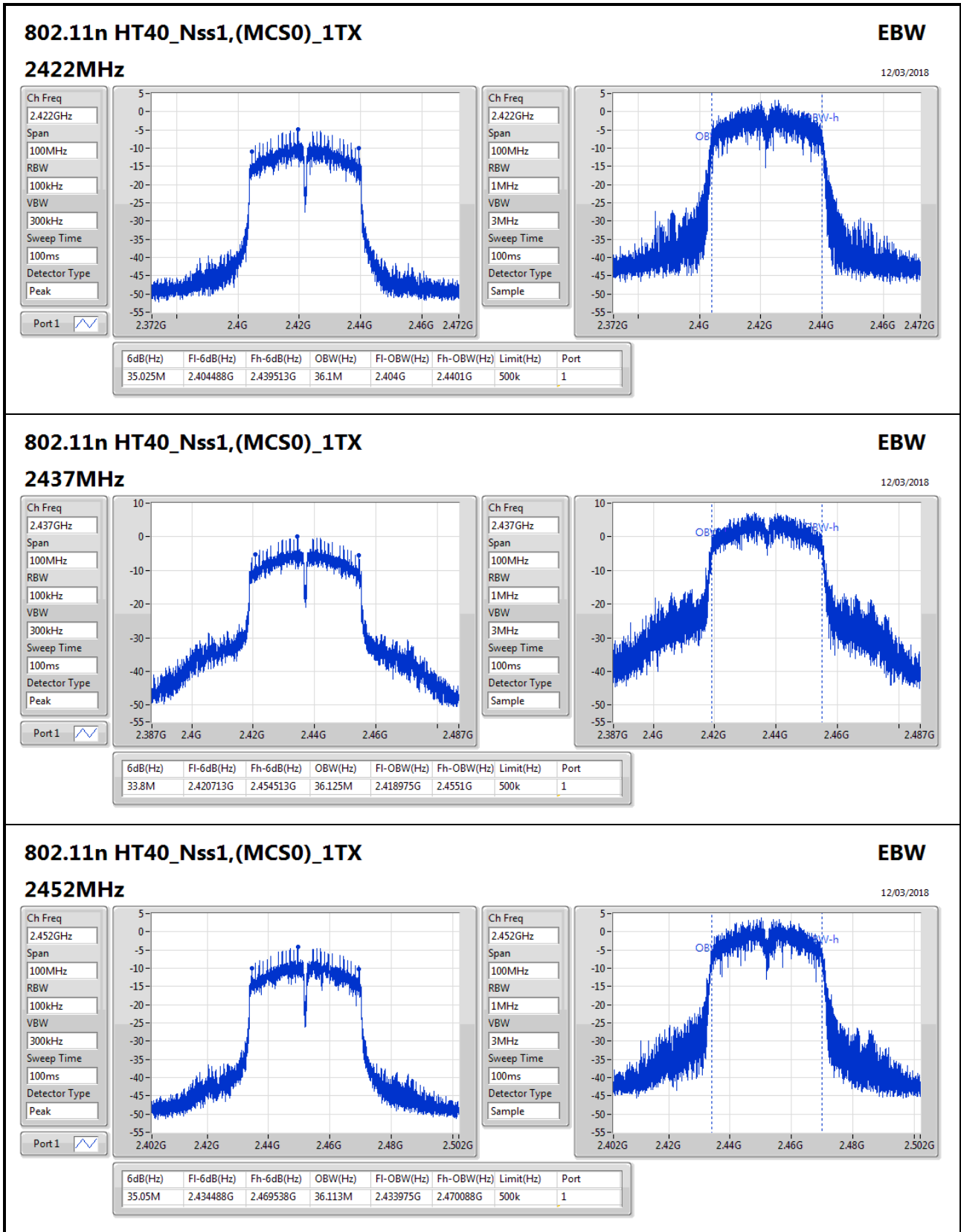
Mode	Result	Limit (Hz)	Port 1-N dB (Hz)	Port 1-OBW (Hz)
802.11b_Nss1,(1Mbps)_1TX	-	-	-	-
2412MHz_TnomVnom	Pass	500k	10.019M	14.731M
2437MHz_TnomVnom	Pass	500k	10.056M	17.181M
2462MHz_TnomVnom	Pass	500k	10.006M	14.788M
802.11g_Nss1,(6Mbps)_1TX	-	-	-	-
2412MHz_TnomVnom	Pass	500k	15.106M	16.6M
2437MHz_TnomVnom	Pass	500k	15.088M	23.438M
2462MHz_TnomVnom	Pass	500k	15.069M	16.506M
802.11n HT20_Nss1,(MCS0)_1TX	-	-	-	-
2412MHz_TnomVnom	Pass	500k	15.1M	17.669M
2437MHz_TnomVnom	Pass	500k	15.088M	24.356M
2462MHz_TnomVnom	Pass	500k	15.094M	17.569M
802.11n HT40_Nss1,(MCS0)_1TX	-	-	-	-
2422MHz_TnomVnom	Pass	500k	35.025M	36.1M
2437MHz_TnomVnom	Pass	500k	33.8M	36.125M
2452MHz_TnomVnom	Pass	500k	35.05M	36.113M

Port X-N dB = Port X 6dB down bandwidth; **Port X-OBW** = Port X 99% occupied bandwidth;











Summary

Mode	Total Power (dBm)	Total Power (W)
2.4-2.4835GHz	-	-
802.11b_Nss1,(1Mbps)_1TX	19.16	0.08241
802.11g_Nss1,(6Mbps)_1TX	16.82	0.04808
802.11n HT20_Nss1,(MCS0)_1TX	16.93	0.04932
802.11n HT40_Nss1,(MCS0)_1TX	11.48	0.01406

Result

Mode	Result	DG (dBi)	Port 1 (dBm)	Total Power (dBm)	Power Limit (dBm)
802.11b_Nss1,(1Mbps)_1TX	-	-	-	-	-
2412MHz_TnomVnom	Pass	2.15	15.97	15.97	30.00
2417MHz_TnomVnom	Pass	2.15	19.12	19.12	30.00
2437MHz_TnomVnom	Pass	2.15	18.89	18.89	30.00
2457MHz_TnomVnom	Pass	2.15	19.16	19.16	30.00
2462MHz_TnomVnom	Pass	2.15	16.56	16.56	30.00
802.11g_Nss1,(6Mbps)_1TX	-	-	-	-	-
2412MHz_TnomVnom	Pass	2.15	10.18	10.18	30.00
2417MHz_TnomVnom	Pass	2.15	14.04	14.04	30.00
2422MHz_TnomVnom	Pass	2.15	14.89	14.89	30.00
2427MHz_TnomVnom	Pass	2.15	15.87	15.87	30.00
2432MHz_TnomVnom	Pass	2.15	16.60	16.60	30.00
2437MHz_TnomVnom	Pass	2.15	16.82	16.82	30.00
2442MHz_TnomVnom	Pass	2.15	16.80	16.80	30.00
2447MHz_TnomVnom	Pass	2.15	16.81	16.81	30.00
2452MHz_TnomVnom	Pass	2.15	14.95	14.95	30.00
2457MHz_TnomVnom	Pass	2.15	13.96	13.96	30.00
2462MHz_TnomVnom	Pass	2.15	9.93	9.93	30.00
802.11n HT20_Nss1,(MCS0)_1TX	-	-	-	-	-
2412MHz_TnomVnom	Pass	2.15	9.67	9.67	30.00
2417MHz_TnomVnom	Pass	2.15	13.99	13.99	30.00
2422MHz_TnomVnom	Pass	2.15	15.11	15.11	30.00
2427MHz_TnomVnom	Pass	2.15	15.93	15.93	30.00
2432MHz_TnomVnom	Pass	2.15	16.46	16.46	30.00
2437MHz_TnomVnom	Pass	2.15	16.93	16.93	30.00
2442MHz_TnomVnom	Pass	2.15	16.79	16.79	30.00
2447MHz_TnomVnom	Pass	2.15	16.23	16.23	30.00
2452MHz_TnomVnom	Pass	2.15	15.22	15.22	30.00
2457MHz_TnomVnom	Pass	2.15	13.95	13.95	30.00
2462MHz_TnomVnom	Pass	2.15	9.08	9.08	30.00
802.11n HT40_Nss1,(MCS0)_1TX	-	-	-	-	-
2422MHz_TnomVnom	Pass	2.15	6.79	6.79	30.00
2427MHz_TnomVnom	Pass	2.15	7.98	7.98	30.00
2432MHz_TnomVnom	Pass	2.15	9.39	9.39	30.00
2437MHz_TnomVnom	Pass	2.15	11.48	11.48	30.00
2442MHz_TnomVnom	Pass	2.15	10.35	10.35	30.00



AV Power Result

Appendix C

Mode	Result	DG (dBi)	Port 1 (dBm)	Total Power (dBm)	Power Limit (dBm)
2447MHz_TnomVnom	Pass	2.15	9.83	9.83	30.00
2452MHz_TnomVnom	Pass	2.15	7.41	7.41	30.00

DG = Directional Gain; Port X = Port X output power



Summary

Mode	PD (dBm/RBW)
2.4-2.4835GHz	-
802.11b_Nss1,(1Mbps)_1TX	-4.80
802.11g_Nss1,(6Mbps)_1TX	-8.15
802.11n HT20_Nss1,(MCS0)_1TX	-7.63
802.11n HT40_Nss1,(MCS0)_1TX	-16.77

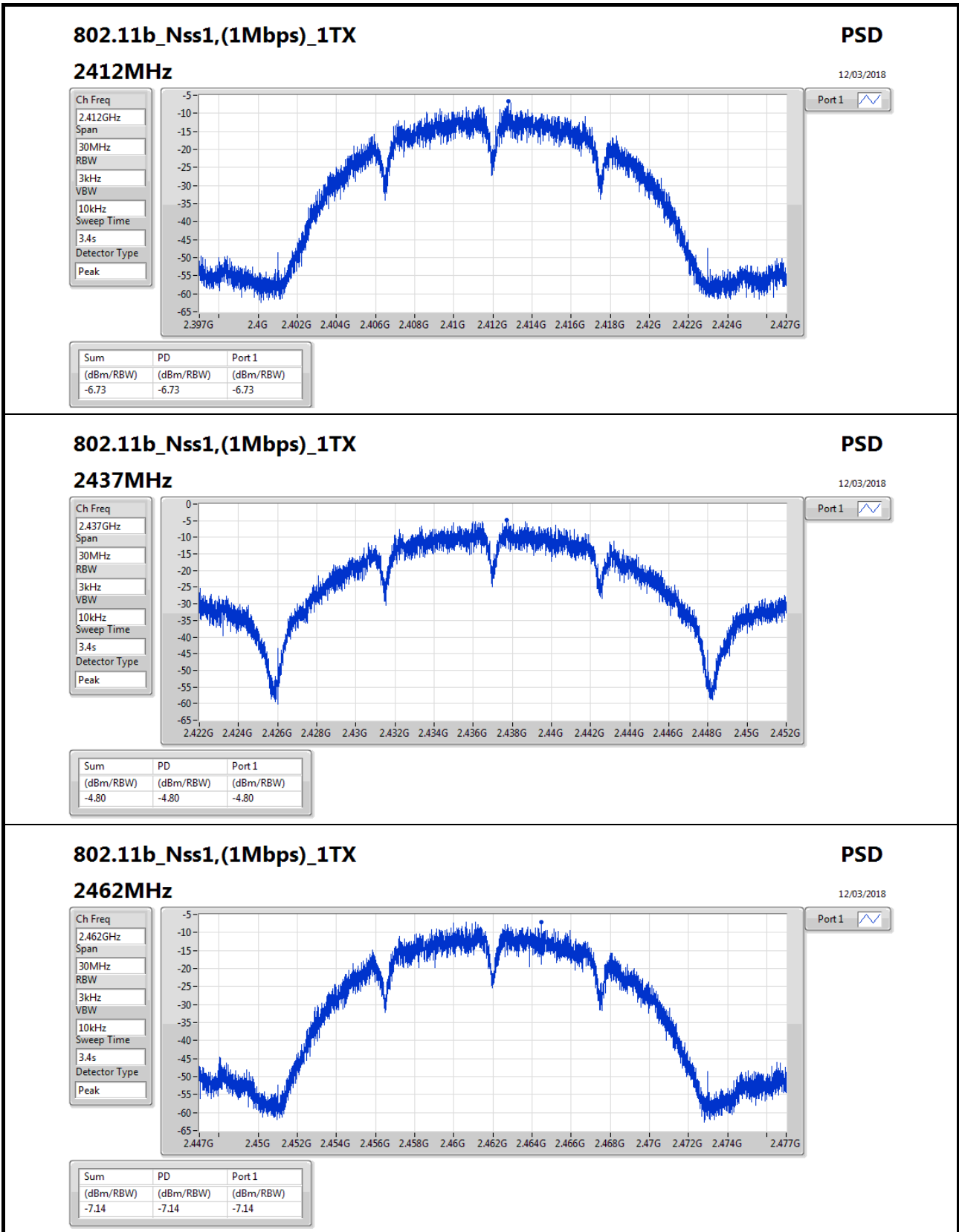
RBW=3kHz.

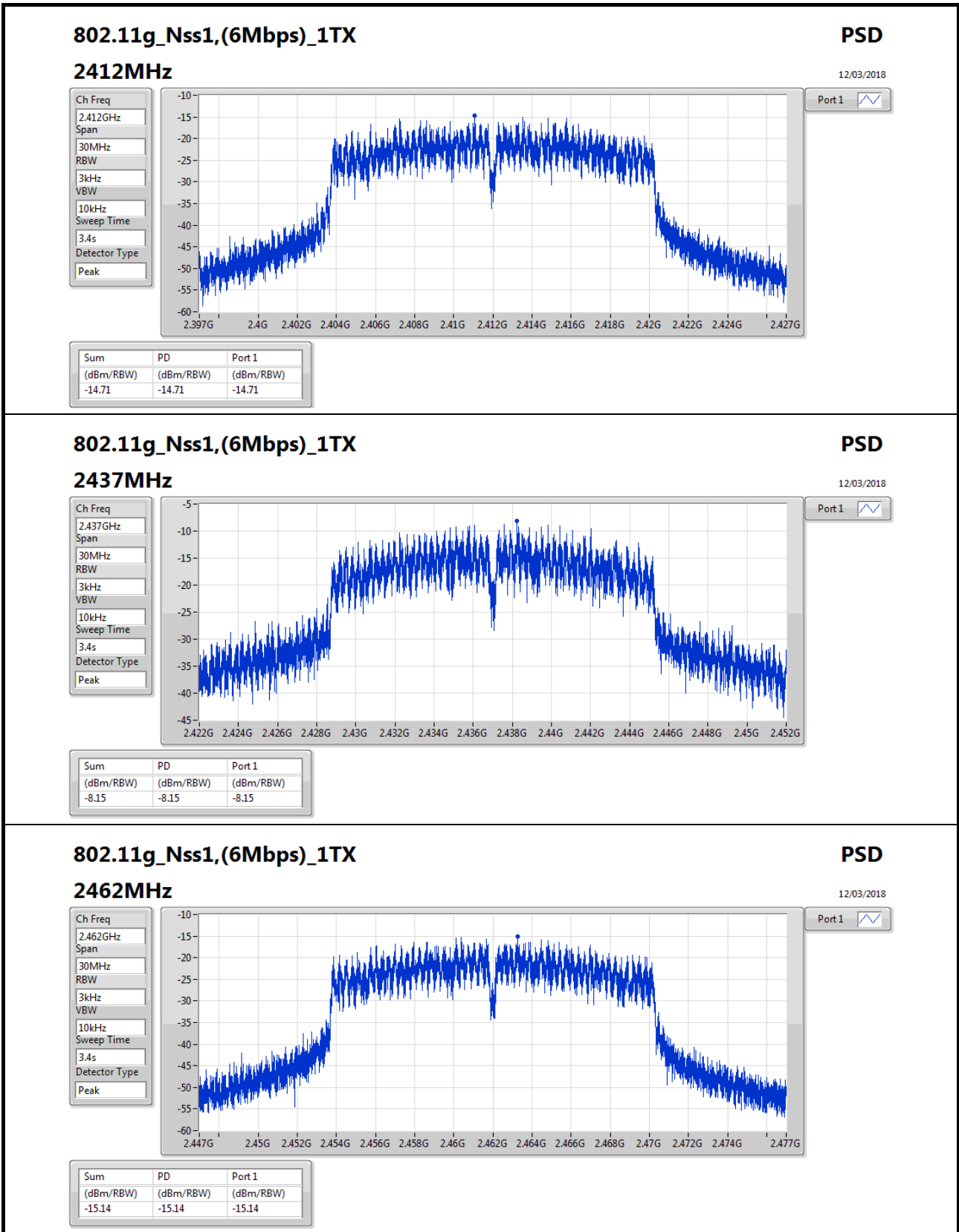
Result

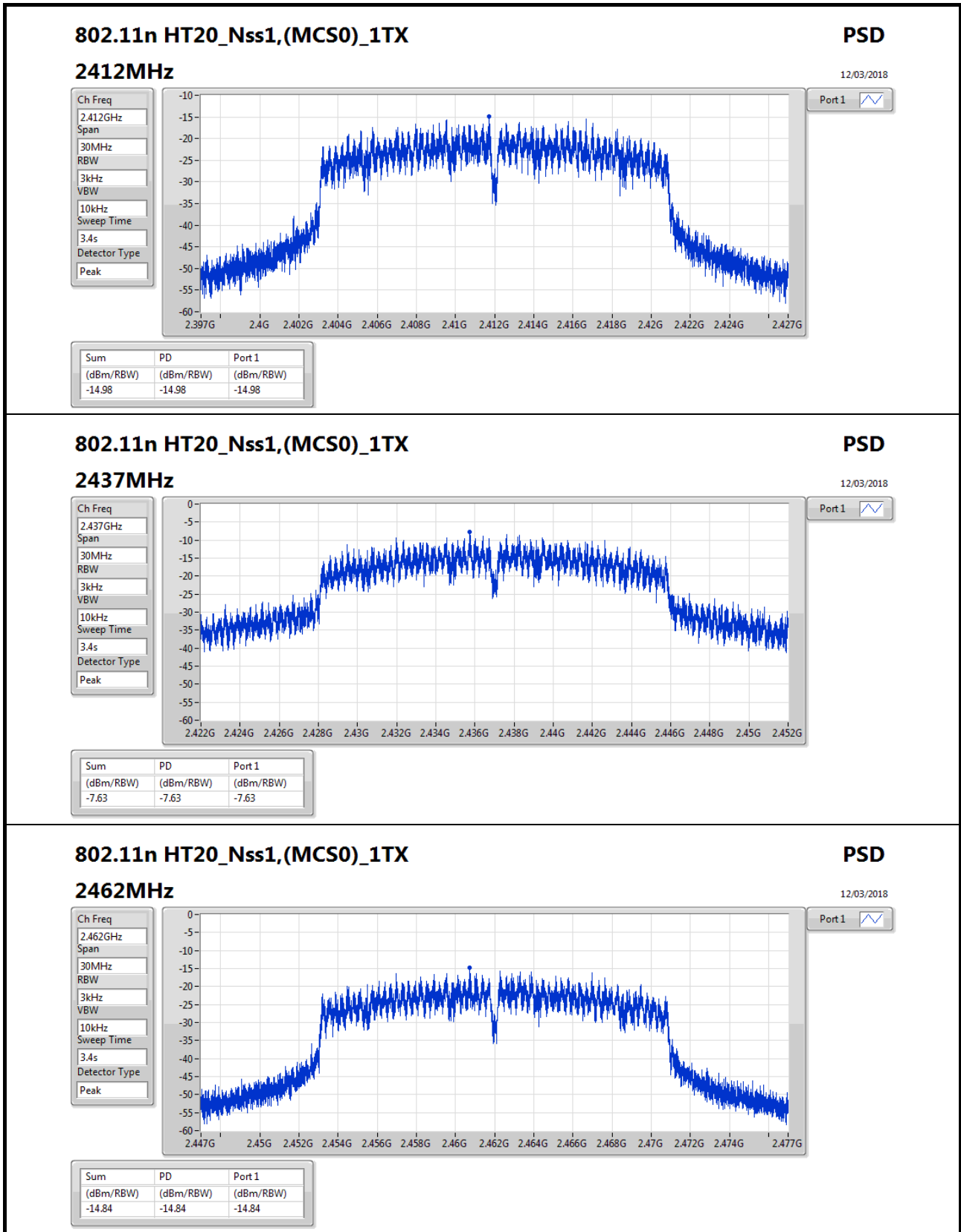
Mode	Result	DG (dBi)	Port 1 (dBm/RBW)	PD (dBm/RBW)	PD Limit (dBm/RBW)
802.11b_Nss1,(1Mbps)_1TX	-	-	-	-	-
2412MHz_TnomVnom	Pass	2.15	-6.73	-6.73	8.00
2437MHz_TnomVnom	Pass	2.15	-4.80	-4.80	8.00
2462MHz_TnomVnom	Pass	2.15	-7.14	-7.14	8.00
802.11g_Nss1,(6Mbps)_1TX	-	-	-	-	-
2412MHz_TnomVnom	Pass	2.15	-14.71	-14.71	8.00
2437MHz_TnomVnom	Pass	2.15	-8.15	-8.15	8.00
2462MHz_TnomVnom	Pass	2.15	-15.14	-15.14	8.00
802.11n HT20_Nss1,(MCS0)_1TX	-	-	-	-	-
2412MHz_TnomVnom	Pass	2.15	-14.98	-14.98	8.00
2437MHz_TnomVnom	Pass	2.15	-7.63	-7.63	8.00
2462MHz_TnomVnom	Pass	2.15	-14.84	-14.84	8.00
802.11n HT40_Nss1,(MCS0)_1TX	-	-	-	-	-
2422MHz_TnomVnom	Pass	2.15	-21.89	-21.89	8.00
2437MHz_TnomVnom	Pass	2.15	-16.77	-16.77	8.00
2452MHz_TnomVnom	Pass	2.15	-21.34	-21.34	8.00

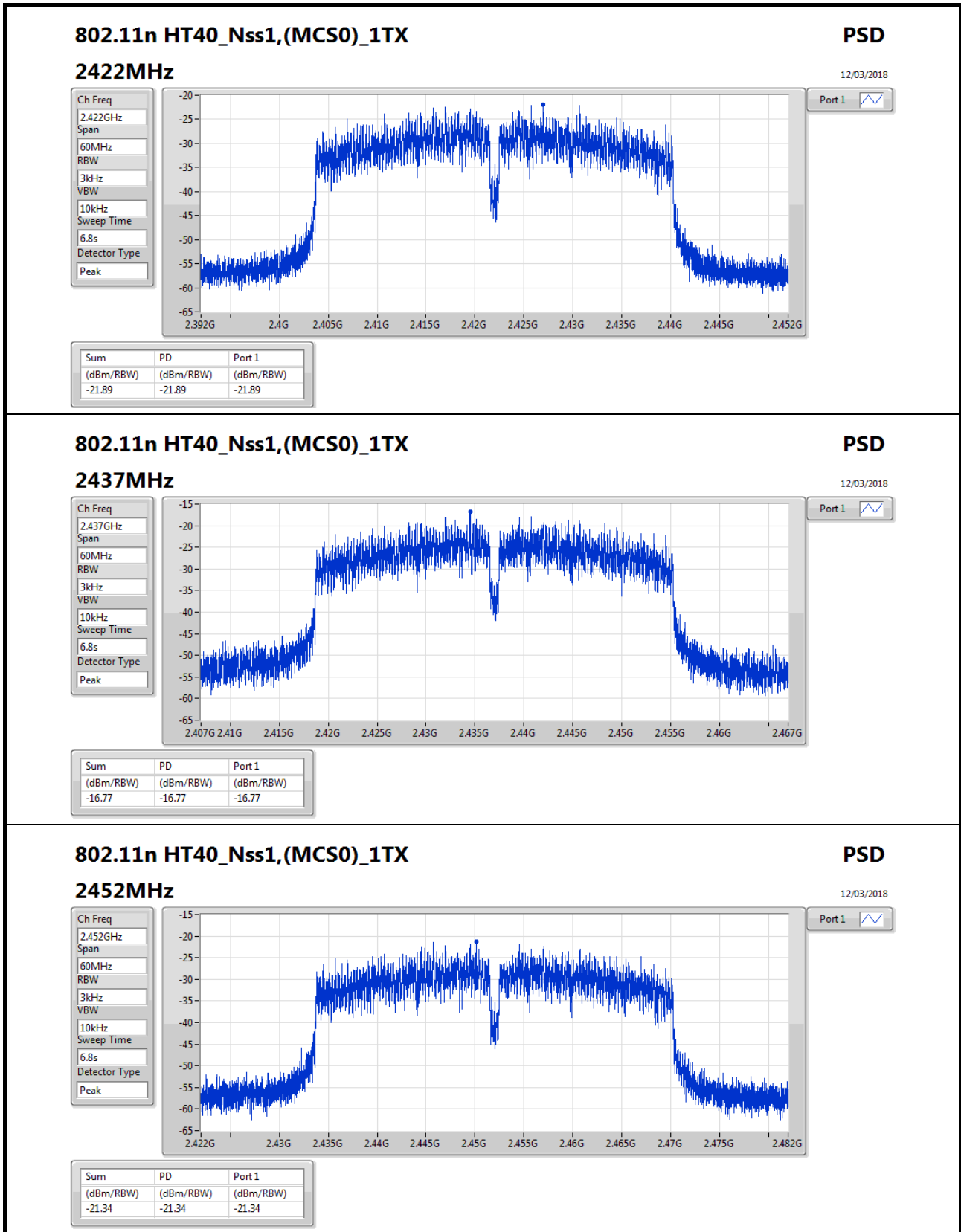
DG = Directional Gain; RBW=3kHz;

PD = trace bin-by-bin of each transmits port summing can be performed maximum power density; **Port X** = Port X power density;









802.11n HT40_Nss1,(MCS0)_1TX

2452MHz

PSD

12/03/2018

Ch Freq

2.452GHz

Span

60MHz

RBW

3kHz

VBW

10kHz

Sweep Time

6.8s

Detector Type

Peak



Port 1

Sum	PD	Port 1
(dBm/RBW)	(dBm/RBW)	(dBm/RBW)
-21.34	-21.34	-21.34

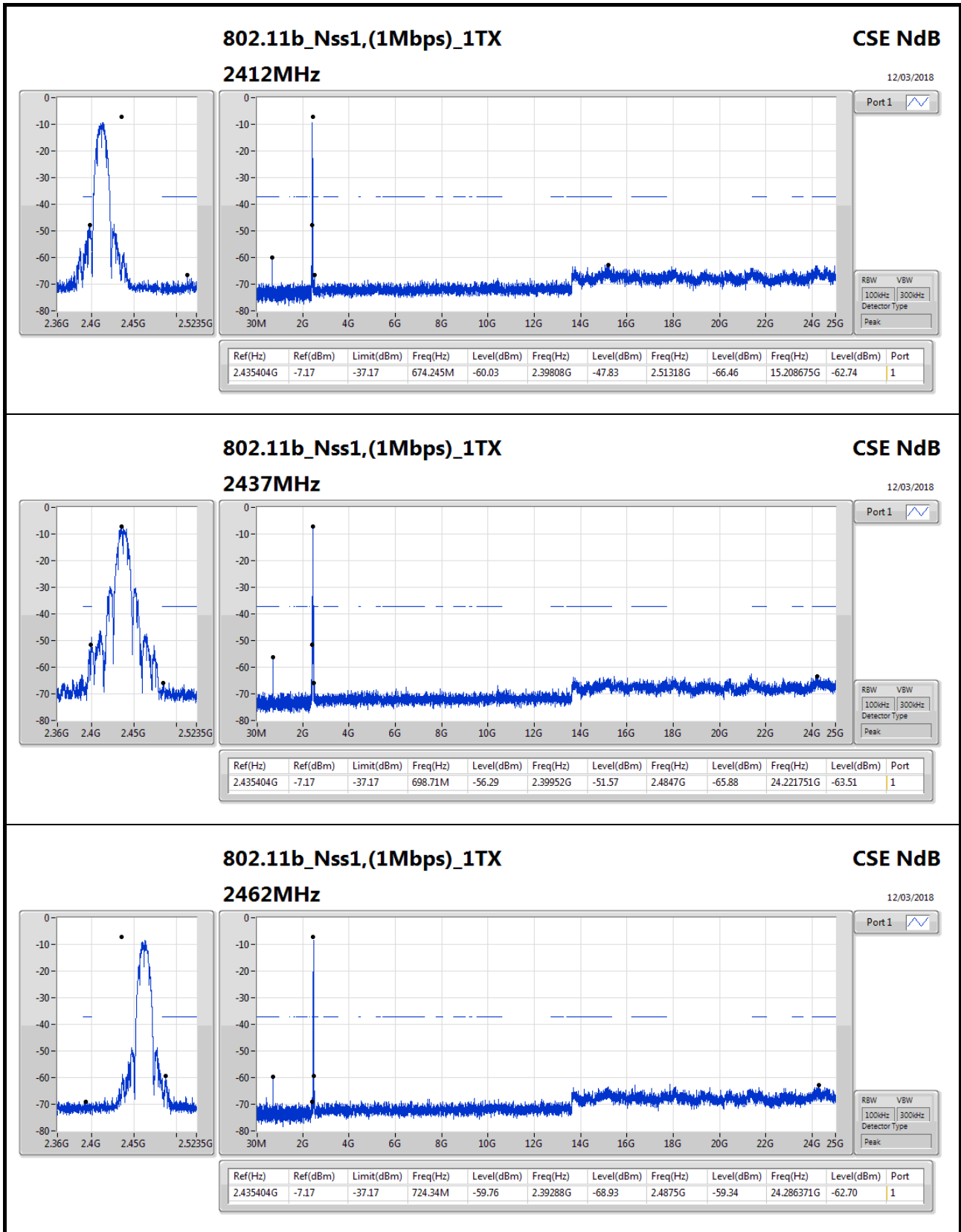


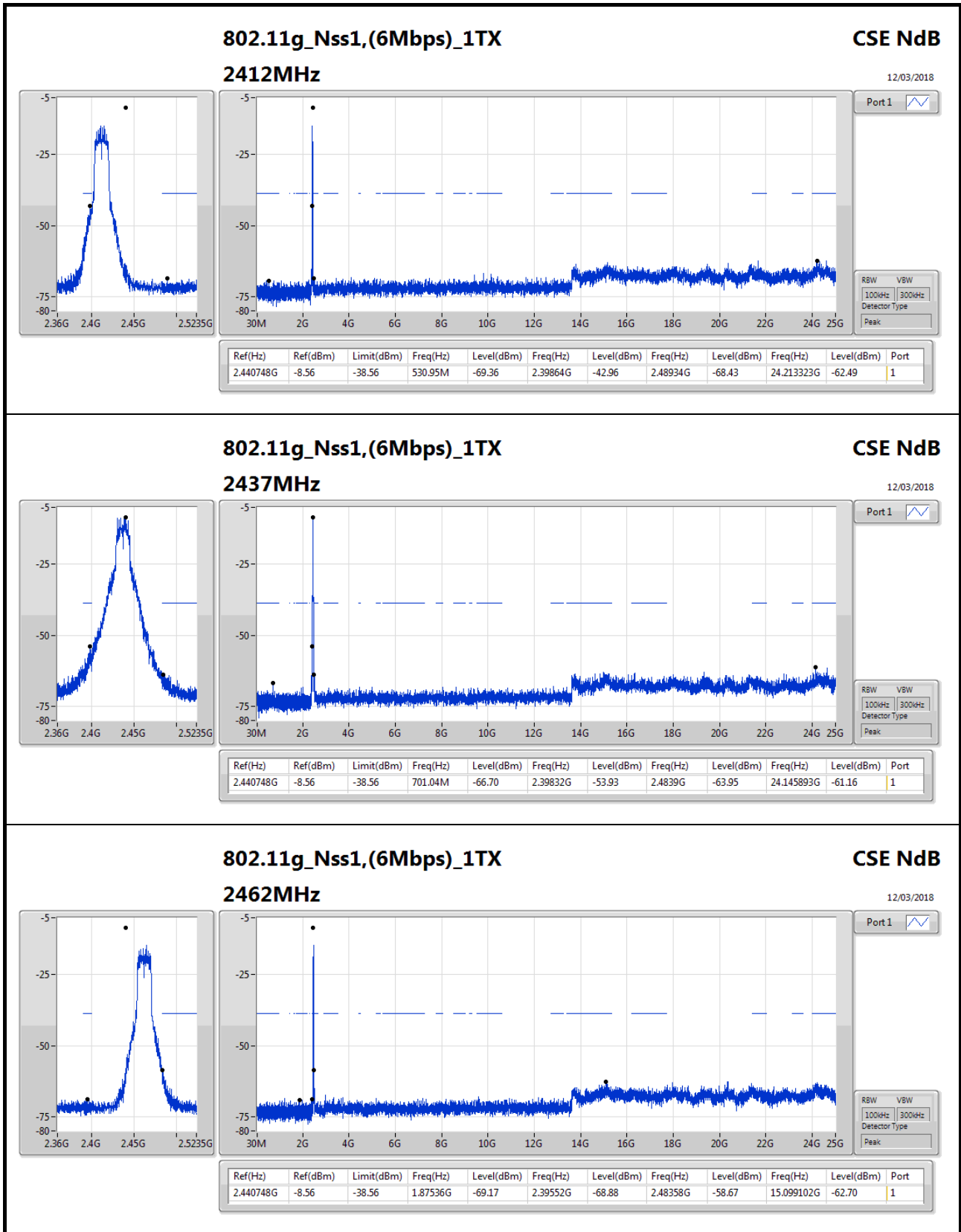
Summary

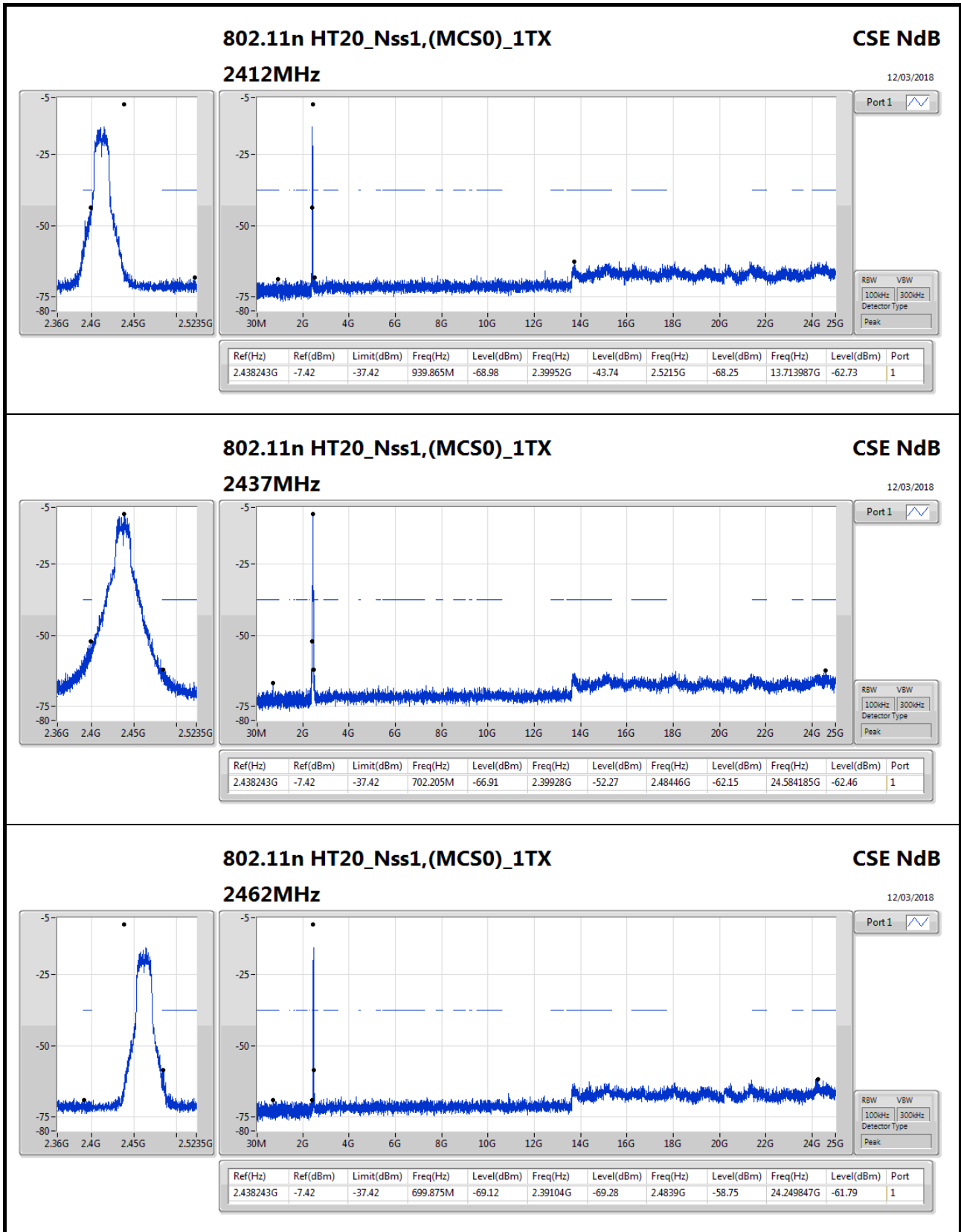
Mode	Result	Ref (Hz)	Ref (dBm)	Limit (dBm)	Freq (Hz)	Level (dBm)	Freq (Hz)	Level (dBm)	Freq (Hz)	Level (dBm)	Freq (Hz)	Level (dBm)	Port
2.4-2.4835GHz	-	-	-	-	-	-	-	-	-	-	-	-	-
802.11b_Nss1,(1Mbps)_1TX	Pass	2.435404G	-7.17	-37.17	674.245M	-60.03	2.39808G	-47.83	2.51318G	-66.46	15.208675G	-62.74	1
802.11g_Nss1,(6Mbps)_1TX	Pass	2.440748G	-8.56	-38.56	530.95M	-69.36	2.39864G	-42.96	2.48934G	-68.43	24.213323G	-62.49	1
802.11n HT20_Nss1,(MCS0)_1TX	Pass	2.438243G	-7.42	-37.42	939.865M	-68.98	2.39952G	-43.74	2.5215G	-68.25	13.713987G	-62.73	1
802.11n HT40_Nss1,(MCS0)_1TX	Pass	2.440748G	-15.23	-45.23	592.195M	-68.14	2.39952G	-50.13	2.48494G	-61.42	24.340928G	-62.32	1

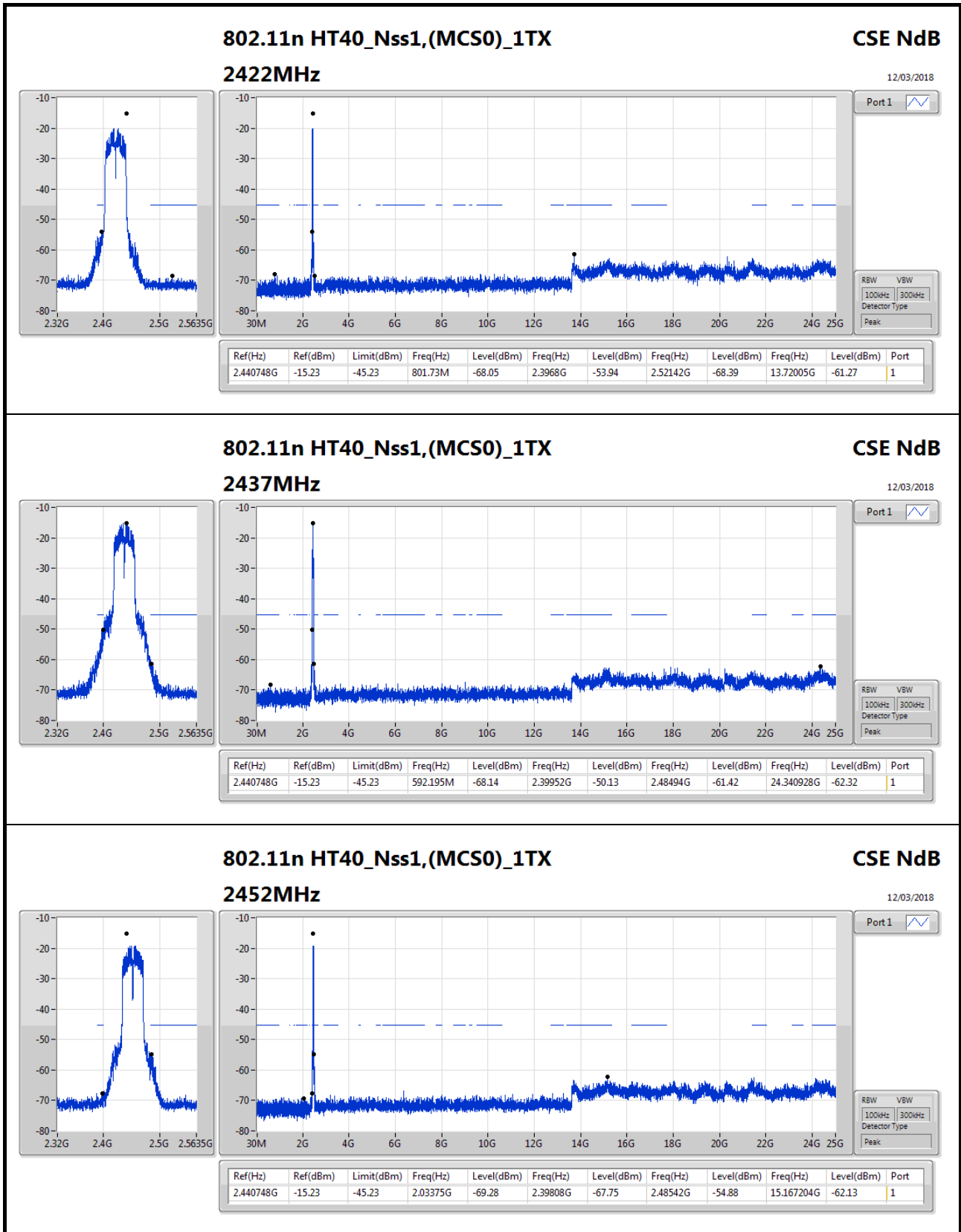
Result

Mode	Result	Ref (Hz)	Ref (dBm)	Limit (dBm)	Freq (Hz)	Level (dBm)	Freq (Hz)	Level (dBm)	Freq (Hz)	Level (dBm)	Freq (Hz)	Level (dBm)	Port
802.11b_Nss1,(1Mbps)_1TX	-	-	-	-	-	-	-	-	-	-	-	-	-
2412MHz_TnomVnom	Pass	2.435404G	-7.17	-37.17	674.245M	-60.03	2.39808G	-47.83	2.51318G	-66.46	15.208675G	-62.74	1
2437MHz_TnomVnom	Pass	2.435404G	-7.17	-37.17	698.71M	-56.29	2.39952G	-51.57	2.4847G	-65.88	24.221751G	-63.51	1
2462MHz_TnomVnom	Pass	2.435404G	-7.17	-37.17	724.34M	-59.76	2.39288G	-68.93	2.4875G	-59.34	24.286371G	-62.70	1
802.11g_Nss1,(6Mbps)_1TX	-	-	-	-	-	-	-	-	-	-	-	-	-
2412MHz_TnomVnom	Pass	2.440748G	-8.56	-38.56	530.95M	-69.36	2.39864G	-42.96	2.48934G	-68.43	24.213323G	-62.49	1
2437MHz_TnomVnom	Pass	2.440748G	-8.56	-38.56	701.04M	-66.70	2.39832G	-53.93	2.4839G	-63.95	24.145893G	-61.16	1
2462MHz_TnomVnom	Pass	2.440748G	-8.56	-38.56	1.87536G	-69.17	2.39552G	-68.88	2.48358G	-58.67	15.099102G	-62.70	1
802.11n HT20_Nss1,(MCS0)_1TX	-	-	-	-	-	-	-	-	-	-	-	-	-
2412MHz_TnomVnom	Pass	2.438243G	-7.42	-37.42	939.865M	-68.98	2.39952G	-43.74	2.5215G	-68.25	13.713987G	-62.73	1
2437MHz_TnomVnom	Pass	2.438243G	-7.42	-37.42	702.205M	-66.91	2.39928G	-52.27	2.48446G	-62.15	24.584185G	-62.46	1
2462MHz_TnomVnom	Pass	2.438243G	-7.42	-37.42	699.875M	-69.12	2.39104G	-69.28	2.4839G	-58.75	24.249847G	-61.79	1
802.11n HT40_Nss1,(MCS0)_1TX	-	-	-	-	-	-	-	-	-	-	-	-	-
2422MHz_TnomVnom	Pass	2.440748G	-15.23	-45.23	801.73M	-68.05	2.3968G	-53.94	2.52142G	-68.39	13.72005G	-61.27	1
2437MHz_TnomVnom	Pass	2.440748G	-15.23	-45.23	592.195M	-68.14	2.39952G	-50.13	2.48494G	-61.42	24.340928G	-62.32	1
2452MHz_TnomVnom	Pass	2.440748G	-15.23	-45.23	2.03375G	-69.28	2.39808G	-67.75	2.48542G	-54.88	15.167204G	-62.13	1











Summary

Mode	Result	Type	Freq (Hz)	Level (dBuV/m)	Limit (dBuV/m)	Margin (dB)	Factor (dB)	Dist (m)	Condition	Azimuth (°)	Height (m)	Comments
2.4-2.4835GHz	-	-	-	-	-	-	-	-	-	-	-	-
802.11n HT40_Nss1,(MCS0)_1TX	Pass	PK	241.46M	42.40	46.00	-3.60	-7.48	3	Horizontal	0	2.00	-



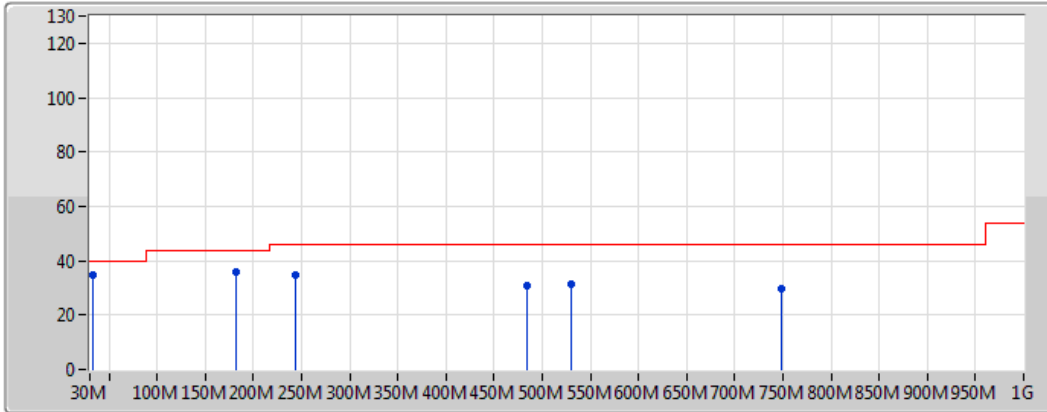
Result

Mode	Result	Type	Freq (Hz)	Level (dBuV/m)	Limit (dBuV/m)	Margin (dB)	Factor (dB)	Dist (m)	Condition	Azimuth (°)	Height (m)	Comments
802.11n HT40_Nss1,(MCS0)_1TX	-	-	-	-	-	-	-	-	-	-	-	-
2437MHz	Pass	PK	33.88M	34.52	40.00	-5.48	-4.75	3	Horizontal	360	1.00	-
2437MHz	Pass	PK	181.32M	35.59	43.50	-7.91	-10.46	3	Horizontal	360	1.00	-
2437MHz	Pass	PK	198.78M	34.65	43.50	-8.85	-10.04	3	Horizontal	0	2.00	-
2437MHz	Pass	PK	241.46M	42.40	46.00	-3.60	-7.48	3	Horizontal	0	2.00	-
2437MHz	Pass	PK	243.4M	34.85	46.00	-11.15	-7.26	3	Horizontal	360	1.00	-
2437MHz	Pass	PK	266.68M	41.42	46.00	-4.58	-6.01	3	Horizontal	0	2.00	-
2437MHz	Pass	PK	381.14M	32.46	46.00	-13.54	-4.15	3	Horizontal	0	2.00	-
2437MHz	Pass	PK	483.96M	30.55	46.00	-15.45	-1.75	3	Horizontal	360	1.00	-
2437MHz	Pass	PK	530.52M	31.31	46.00	-14.69	-1.10	3	Horizontal	360	1.00	-
2437MHz	Pass	PK	530.52M	31.83	46.00	-14.17	-1.10	3	Horizontal	0	2.00	-
2437MHz	Pass	PK	530.52M	31.83	46.00	-14.17	-1.10	3	Horizontal	0	2.00	-
2437MHz	Pass	PK	619.76M	33.59	46.00	-12.41	-0.18	3	Horizontal	0	2.00	-
2437MHz	Pass	PK	747.8M	29.49	46.00	-16.51	1.47	3	Horizontal	360	1.00	-

802.11n HT40_Nss1,(MCS0)_1TX

2437MHz_USB

11/03/2018



Legend:

- Lim.PK (Red line with square markers)
- PK (Blue line with square markers)

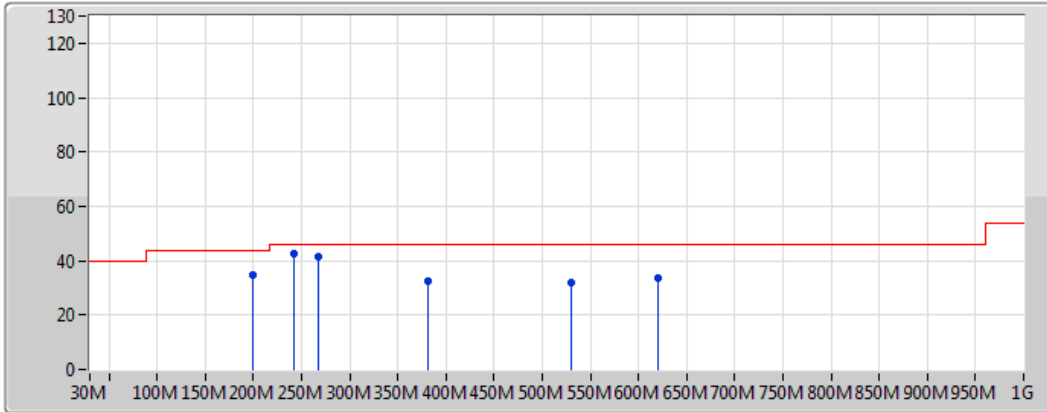
Type	Freq (Hz)	Level (dBuV/m)	Limit (dBuV/m)	Margin (dB)	Factor (dB)	Dist (m)	Condition	Azimuth (°)	Height (m)	Comments	Raw (dBuV)	AF (dB)	CL (dB)	PA (dB)
PK	33.88M	34.52	40.00	-5.48	-4.75	3	Vertical	360	1.00	-	39.27	21.05	1.77	27.57
PK	181.32M	35.59	43.50	-7.91	-10.46	3	Vertical	360	1.00	-	46.05	14.30	2.24	26.99
PK	243.4M	34.85	46.00	-11.15	-7.26	3	Vertical	360	1.00	-	42.11	16.96	2.59	26.81
PK	483.96M	30.55	46.00	-15.45	-1.75	3	Vertical	360	1.00	-	32.30	22.48	3.51	27.74
PK	530.52M	31.31	46.00	-14.69	-1.10	3	Vertical	360	1.00	-	32.41	23.17	3.61	27.88
PK	747.8M	29.49	46.00	-16.51	1.47	3	Vertical	360	1.00	-	28.02	24.96	4.36	27.85



802.11n HT40_Nss1,(MCS0)_1TX

2437MHz_USB

11/03/2018



Legend:

- Lim.PK (Red line)
- PK (Blue line)

Type	Freq (Hz)	Level (dBuV/m)	Limit (dBuV/m)	Margin (dB)	Factor (dB)	Dist (m)	Condition	Azimuth (°)	Height (m)	Comments	Raw (dBuV)	AF (dB)	CL (dB)	PA (dB)
PK	198.78M	34.65	43.50	-8.85	-10.04	3	Horizontal	0	1.00	-	44.69	14.39	2.48	26.92
PK	241.46M	42.40	46.00	-3.60	-7.48	3	Horizontal	0	1.00	-	49.88	16.73	2.61	26.82
PK	266.68M	41.42	46.00	-4.58	-6.01	3	Horizontal	0	1.00	-	47.43	18.31	2.44	26.76
PK	381.14M	32.46	46.00	-13.54	-4.15	3	Horizontal	0	1.00	-	36.61	20.00	3.02	27.18
PK	530.52M	31.83	46.00	-14.17	-1.10	3	Horizontal	0	1.00	-	32.93	23.17	3.61	27.88
PK	619.76M	33.59	46.00	-12.41	-0.18	3	Horizontal	0	1.00	-	33.77	23.90	3.90	27.98



Summary

Mode	Result	Type	Freq (Hz)	Level (dBuV/m)	Limit (dBuV/m)	Margin (dB)	Factor (dB)	Dist (m)	Condition	Azimuth (°)	Height (m)	Comments
2.4-2.4835GHz	-	-	-	-	-	-	-	-	-	-	-	-
802.11b_Nss1,(1Mbps)_1TX	Pass	AV	2.3862G	53.78	54.00	-0.22	30.44	3	Vertical	141	2.54	-
802.11g_Nss1,(6Mbps)_1TX	Pass	AV	2.3898G	53.87	54.00	-0.13	30.45	3	Vertical	78	2.62	-
802.11n HT20_Nss1,(MCS0)_1TX	Pass	AV	2.483502G	53.75	54.00	-0.25	30.79	3	Vertical	100	2.71	-
802.11n HT40_Nss1,(MCS0)_1TX	Pass	AV	2.483502G	53.85	54.00	-0.15	31.72	3	Vertical	143	2.77	-



Result

Mode	Result	Type	Freq (Hz)	Level (dBuV/m)	Limit (dBuV/m)	Margin (dB)	Factor (dB)	Dist (m)	Condition	Azimuth (°)	Height (m)	Comments
802.11b_Nss1,(1Mbps)_1TX	-	-	-	-	-	-	-	-	-	-	-	-
2412MHz	Pass	AV	2.3862G	51.29	54.00	-2.71	30.44	3	Horizontal	89	2.46	-
2412MHz	Pass	AV	2.4128G	100.46	Inf	-Inf	30.54	3	Horizontal	89	2.46	-
2412MHz	Pass	PK	2.387G	60.29	74.00	-13.71	30.45	3	Horizontal	89	2.46	-
2412MHz	Pass	PK	2.4128G	103.11	Inf	-Inf	30.54	3	Horizontal	89	2.46	-
2412MHz	Pass	AV	2.3862G	53.78	54.00	-0.22	30.44	3	Vertical	141	2.54	-
2412MHz	Pass	AV	2.4128G	102.94	Inf	-Inf	30.54	3	Vertical	141	2.54	-
2412MHz	Pass	PK	2.387G	61.30	74.00	-12.70	30.45	3	Vertical	141	2.54	-
2412MHz	Pass	PK	2.4128G	105.58	Inf	-Inf	30.54	3	Vertical	141	2.54	-
2412MHz	Pass	AV	4.82404G	42.63	54.00	-11.37	5.90	3	Horizontal	145	1.01	-
2412MHz	Pass	PK	4.82406G	51.62	74.00	-22.38	5.90	3	Horizontal	145	1.01	-
2412MHz	Pass	AV	4.82396G	42.11	54.00	-11.89	5.90	3	Vertical	145	3.37	-
2412MHz	Pass	PK	4.82388G	51.13	74.00	-22.87	5.89	3	Vertical	145	3.37	-
2417MHz	Pass	AV	2.3888G	50.23	54.00	-3.77	30.45	3	Horizontal	100	1.96	-
2417MHz	Pass	AV	2.4178G	102.44	Inf	-Inf	30.55	3	Horizontal	100	1.96	-
2417MHz	Pass	PK	2.3896G	57.52	74.00	-16.48	30.45	3	Horizontal	100	1.96	-
2417MHz	Pass	PK	2.4178G	105.10	Inf	-Inf	30.55	3	Horizontal	100	1.96	-
2417MHz	Pass	AV	2.3888G	52.05	54.00	-1.95	30.45	3	Vertical	140	1.50	-
2417MHz	Pass	AV	2.418G	104.70	Inf	-Inf	30.55	3	Vertical	140	1.50	-
2417MHz	Pass	PK	2.3894G	58.98	74.00	-15.02	30.45	3	Vertical	140	1.50	-
2417MHz	Pass	PK	2.418G	107.12	Inf	-Inf	30.55	3	Vertical	140	1.50	-
2437MHz	Pass	AV	2.389G	47.86	54.00	-6.14	30.45	3	Horizontal	211	2.55	-
2437MHz	Pass	AV	2.4362G	100.81	Inf	-Inf	30.62	3	Horizontal	211	2.55	-
2437MHz	Pass	AV	2.491G	47.66	54.00	-6.34	30.82	3	Horizontal	211	2.55	-
2437MHz	Pass	PK	2.3718G	58.36	74.00	-15.64	30.39	3	Horizontal	211	2.55	-
2437MHz	Pass	PK	2.4362G	102.99	Inf	-Inf	30.62	3	Horizontal	211	2.55	-
2437MHz	Pass	PK	2.491G	58.00	74.00	-16.00	30.82	3	Horizontal	211	2.55	-
2437MHz	Pass	AV	2.389G	52.91	54.00	-1.09	30.45	3	Vertical	139	2.26	-
2437MHz	Pass	AV	2.4378G	104.00	Inf	-Inf	30.63	3	Vertical	139	2.26	-
2437MHz	Pass	AV	2.485G	46.30	54.00	-7.70	30.79	3	Vertical	139	2.26	-
2437MHz	Pass	PK	2.3786G	58.61	74.00	-15.39	30.41	3	Vertical	139	2.26	-
2437MHz	Pass	PK	2.4382G	106.80	Inf	-Inf	30.63	3	Vertical	139	2.26	-
2437MHz	Pass	PK	2.4978G	58.48	74.00	-15.52	30.84	3	Vertical	139	2.26	-
2437MHz	Pass	AV	4.87404G	43.46	54.00	-10.54	6.01	3	Horizontal	125	1.50	-
2437MHz	Pass	PK	4.87402G	52.62	74.00	-21.38	6.01	3	Horizontal	125	1.50	-
2437MHz	Pass	AV	4.87402G	44.74	54.00	-9.26	6.01	3	Vertical	211	1.53	-
2437MHz	Pass	PK	4.87398G	53.89	74.00	-20.11	6.01	3	Vertical	211	1.53	-
2457MHz	Pass	AV	2.456G	103.72	Inf	-Inf	30.69	3	Horizontal	24	2.57	-
2457MHz	Pass	AV	2.4838G	51.93	54.00	-2.07	30.79	3	Horizontal	24	2.57	-
2457MHz	Pass	PK	2.456G	105.96	Inf	-Inf	30.69	3	Horizontal	24	2.57	-
2457MHz	Pass	PK	2.4838G	58.32	74.00	-15.68	30.79	3	Horizontal	24	2.57	-
2457MHz	Pass	AV	2.456G	105.09	Inf	-Inf	30.69	3	Vertical	149	1.50	-
2457MHz	Pass	AV	2.4838G	52.18	54.00	-1.82	30.79	3	Vertical	149	1.50	-
2457MHz	Pass	PK	2.4562G	107.38	Inf	-Inf	30.69	3	Vertical	149	1.50	-
2457MHz	Pass	PK	2.483502G	58.87	74.00	-15.13	30.79	3	Vertical	149	1.50	-
2462MHz	Pass	AV	2.4612G	102.07	Inf	-Inf	30.71	3	Horizontal	110	2.64	-
2462MHz	Pass	AV	2.4878G	50.79	54.00	-3.21	30.81	3	Horizontal	110	2.64	-
2462MHz	Pass	PK	2.4612G	104.83	Inf	-Inf	30.71	3	Horizontal	110	2.64	-



Mode	Result	Type	Freq (Hz)	Level (dBuV/m)	Limit (dBuV/m)	Margin (dB)	Factor (dB)	Dist (m)	Condition	Azimuth (°)	Height (m)	Comments
2462MHz	Pass	PK	2.4882G	60.24	74.00	-13.76	30.81	3	Horizontal	110	2.64	-
2462MHz	Pass	AV	2.4628G	102.26	Inf	-Inf	30.72	3	Vertical	149	2.60	-
2462MHz	Pass	AV	2.4878G	52.80	54.00	-1.20	30.81	3	Vertical	149	2.60	-
2462MHz	Pass	PK	2.4612G	104.90	Inf	-Inf	30.71	3	Vertical	149	2.60	-
2462MHz	Pass	PK	2.4876G	61.51	74.00	-12.49	30.81	3	Vertical	149	2.60	-
2462MHz	Pass	AV	4.92404G	44.68	54.00	-9.32	6.13	3	Horizontal	136	1.18	-
2462MHz	Pass	PK	4.92408G	53.89	74.00	-20.11	6.13	3	Horizontal	136	1.18	-
2462MHz	Pass	AV	4.92404G	43.86	54.00	-10.14	6.13	3	Vertical	152	3.41	-
2462MHz	Pass	PK	4.92398G	52.58	74.00	-21.42	6.13	3	Vertical	152	3.41	-
802.11g_Nss1,(6Mbps)_1TX	-	-	-	-	-	-	-	-	-	-	-	-
2412MHz	Pass	AV	2.389998G	52.12	54.00	-1.88	30.45	3	Horizontal	102	2.46	-
2412MHz	Pass	AV	2.4142G	95.17	Inf	-Inf	30.54	3	Horizontal	102	2.46	-
2412MHz	Pass	PK	2.3898G	70.35	74.00	-3.65	30.45	3	Horizontal	102	2.46	-
2412MHz	Pass	PK	2.4118G	104.16	Inf	-Inf	30.53	3	Horizontal	102	2.46	-
2412MHz	Pass	AV	2.3898G	53.40	54.00	-0.60	30.45	3	Vertical	137	2.54	-
2412MHz	Pass	AV	2.413G	96.54	Inf	-Inf	30.54	3	Vertical	137	2.54	-
2412MHz	Pass	PK	2.389998G	68.88	74.00	-5.12	30.45	3	Vertical	137	2.54	-
2412MHz	Pass	PK	2.4132G	105.43	Inf	-Inf	30.54	3	Vertical	137	2.54	-
2412MHz	Pass	AV	4.83072G	39.87	54.00	-14.13	6.33	3	Horizontal	10	2.97	-
2412MHz	Pass	PK	4.82694G	47.59	74.00	-26.41	6.33	3	Horizontal	10	2.97	-
2412MHz	Pass	AV	4.8147G	39.77	54.00	-14.23	6.30	3	Vertical	60	1.50	-
2412MHz	Pass	PK	4.82004G	48.66	74.00	-25.34	6.31	3	Vertical	60	1.50	-
2417MHz	Pass	AV	2.389998G	53.04	54.00	-0.96	30.45	3	Horizontal	104	2.39	-
2417MHz	Pass	AV	2.4194G	99.14	Inf	-Inf	30.56	3	Horizontal	104	2.39	-
2417MHz	Pass	PK	2.3898G	69.78	74.00	-4.22	30.45	3	Horizontal	104	2.39	-
2417MHz	Pass	PK	2.417G	108.23	Inf	-Inf	30.55	3	Horizontal	104	2.39	-
2417MHz	Pass	AV	2.389998G	53.73	54.00	-0.27	30.45	3	Vertical	138	2.53	-
2417MHz	Pass	AV	2.415G	100.51	Inf	-Inf	30.54	3	Vertical	138	2.53	-
2417MHz	Pass	PK	2.3888G	71.10	74.00	-2.90	30.45	3	Vertical	138	2.53	-
2417MHz	Pass	PK	2.417G	109.55	Inf	-Inf	30.55	3	Vertical	138	2.53	-
2422MHz	Pass	AV	2.3898G	50.24	54.00	-3.76	30.45	3	Horizontal	105	2.68	-
2422MHz	Pass	AV	2.4244G	98.76	Inf	-Inf	30.58	3	Horizontal	105	2.68	-
2422MHz	Pass	PK	2.388G	68.04	74.00	-5.96	30.45	3	Horizontal	105	2.68	-
2422MHz	Pass	PK	2.4232G	107.09	Inf	-Inf	30.57	3	Horizontal	105	2.68	-
2422MHz	Pass	AV	2.3898G	53.87	54.00	-0.13	30.45	3	Vertical	78	2.62	-
2422MHz	Pass	AV	2.4212G	102.46	Inf	-Inf	30.57	3	Vertical	78	2.62	-
2422MHz	Pass	PK	2.3884G	72.16	74.00	-1.84	30.45	3	Vertical	78	2.62	-
2422MHz	Pass	PK	2.4246G	110.51	Inf	-Inf	30.58	3	Vertical	78	2.62	-
2427MHz	Pass	AV	2.389998G	51.92	54.00	-2.08	30.45	3	Horizontal	103	2.67	-
2427MHz	Pass	AV	2.4258G	101.28	Inf	-Inf	30.58	3	Horizontal	103	2.67	-
2427MHz	Pass	PK	2.3898G	67.09	74.00	-6.91	30.45	3	Horizontal	103	2.67	-
2427MHz	Pass	PK	2.4302G	109.43	Inf	-Inf	30.60	3	Horizontal	103	2.67	-
2427MHz	Pass	AV	2.3898G	53.77	54.00	-0.23	30.45	3	Vertical	82	2.66	-
2427MHz	Pass	AV	2.4286G	103.85	Inf	-Inf	30.59	3	Vertical	82	2.66	-
2427MHz	Pass	PK	2.389998G	72.00	74.00	-2.00	30.45	3	Vertical	82	2.66	-
2427MHz	Pass	PK	2.4268G	112.15	Inf	-Inf	30.59	3	Vertical	82	2.66	-
2432MHz	Pass	AV	2.3892G	51.11	54.00	-2.89	30.45	3	Horizontal	97	1.24	-
2432MHz	Pass	AV	2.4336G	100.44	Inf	-Inf	30.61	3	Horizontal	97	1.24	-
2432MHz	Pass	AV	2.494G	48.96	54.00	-5.04	30.83	3	Horizontal	97	1.24	-



RSE TX above 1GHz Result

Appendix F.2

Mode	Result	Type	Freq (Hz)	Level (dBuV/m)	Limit (dBuV/m)	Margin (dB)	Factor (dB)	Dist (m)	Condition	Azimuth (°)	Height (m)	Comments
2432MHz	Pass	PK	2.3872G	68.26	74.00	-5.74	30.45	3	Horizontal	97	1.24	-
2432MHz	Pass	PK	2.4348G	108.78	Inf	-Inf	30.62	3	Horizontal	97	1.24	-
2432MHz	Pass	PK	2.4908G	60.14	74.00	-13.86	30.82	3	Horizontal	97	1.24	-
2432MHz	Pass	AV	2.389998G	53.62	54.00	-0.38	30.45	3	Vertical	83	2.66	-
2432MHz	Pass	AV	2.4336G	103.78	Inf	-Inf	30.61	3	Vertical	83	2.66	-
2432MHz	Pass	AV	2.4864G	50.13	54.00	-3.87	30.80	3	Vertical	83	2.66	-
2432MHz	Pass	PK	2.389998G	72.14	74.00	-1.86	30.45	3	Vertical	83	2.66	-
2432MHz	Pass	PK	2.4336G	112.04	Inf	-Inf	30.61	3	Vertical	83	2.66	-
2432MHz	Pass	PK	2.4844G	63.14	74.00	-10.86	30.79	3	Vertical	83	2.66	-
2437MHz	Pass	AV	2.3898G	51.12	54.00	-2.88	30.45	3	Horizontal	105	2.78	-
2437MHz	Pass	AV	2.4394G	101.50	Inf	-Inf	30.63	3	Horizontal	105	2.78	-
2437MHz	Pass	AV	2.4878G	50.18	54.00	-3.82	30.81	3	Horizontal	105	2.78	-
2437MHz	Pass	PK	2.3898G	67.57	74.00	-6.43	30.45	3	Horizontal	105	2.78	-
2437MHz	Pass	PK	2.4374G	110.46	Inf	-Inf	30.62	3	Horizontal	105	2.78	-
2437MHz	Pass	PK	2.483502G	64.64	74.00	-9.36	30.79	3	Horizontal	105	2.78	-
2437MHz	Pass	AV	2.389G	52.73	54.00	-1.27	30.45	3	Vertical	82	2.64	-
2437MHz	Pass	AV	2.4382G	104.93	Inf	-Inf	30.63	3	Vertical	82	2.64	-
2437MHz	Pass	AV	2.4842G	51.83	54.00	-2.17	30.79	3	Vertical	82	2.64	-
2437MHz	Pass	PK	2.3858G	68.80	74.00	-5.20	30.44	3	Vertical	82	2.64	-
2437MHz	Pass	PK	2.4358G	113.63	Inf	-Inf	30.62	3	Vertical	82	2.64	-
2437MHz	Pass	PK	2.4838G	63.50	74.00	-10.50	30.79	3	Vertical	82	2.64	-
2437MHz	Pass	AV	4.88792G	36.17	54.00	-17.83	6.45	3	Horizontal	324	1.69	-
2437MHz	Pass	PK	4.88762G	46.18	74.00	-27.82	6.45	3	Horizontal	324	1.69	-
2437MHz	Pass	AV	4.88648G	36.03	54.00	-17.97	6.45	3	Vertical	241	1.50	-
2437MHz	Pass	PK	4.88852G	46.50	74.00	-27.50	6.46	3	Vertical	241	1.50	-
2442MHz	Pass	AV	2.389998G	48.83	54.00	-5.17	30.45	3	Horizontal	105	2.70	-
2442MHz	Pass	AV	2.4408G	101.32	Inf	-Inf	30.64	3	Horizontal	105	2.70	-
2442MHz	Pass	AV	2.483502G	51.06	54.00	-2.94	30.79	3	Horizontal	105	2.70	-
2442MHz	Pass	PK	2.3896G	63.48	74.00	-10.52	30.45	3	Horizontal	105	2.70	-
2442MHz	Pass	PK	2.4396G	109.87	Inf	-Inf	30.63	3	Horizontal	105	2.70	-
2442MHz	Pass	PK	2.484G	65.48	74.00	-8.52	30.79	3	Horizontal	105	2.70	-
2442MHz	Pass	AV	2.3896G	51.00	54.00	-3.00	30.45	3	Vertical	144	2.72	-
2442MHz	Pass	AV	2.444G	103.20	Inf	-Inf	30.65	3	Vertical	144	2.72	-
2442MHz	Pass	AV	2.483502G	53.47	54.00	-0.53	30.79	3	Vertical	144	2.72	-
2442MHz	Pass	PK	2.3856G	65.90	74.00	-8.10	30.44	3	Vertical	144	2.72	-
2442MHz	Pass	PK	2.4452G	111.39	Inf	-Inf	30.65	3	Vertical	144	2.72	-
2442MHz	Pass	PK	2.483502G	67.53	74.00	-6.47	30.79	3	Vertical	144	2.72	-
2447MHz	Pass	AV	2.4486G	100.33	Inf	-Inf	30.66	3	Horizontal	89	1.11	-
2447MHz	Pass	AV	2.4836G	52.72	54.00	-1.28	30.79	3	Horizontal	89	1.11	-
2447MHz	Pass	PK	2.448G	108.73	Inf	-Inf	30.66	3	Horizontal	89	1.11	-
2447MHz	Pass	PK	2.483502G	67.26	74.00	-6.74	30.79	3	Horizontal	89	1.11	-
2447MHz	Pass	AV	2.4458G	103.07	Inf	-Inf	30.65	3	Vertical	144	2.73	-
2447MHz	Pass	AV	2.4838G	53.74	54.00	-0.26	30.79	3	Vertical	144	2.73	-
2447MHz	Pass	PK	2.4474G	111.18	Inf	-Inf	30.66	3	Vertical	144	2.73	-
2447MHz	Pass	PK	2.484G	67.62	74.00	-6.38	30.79	3	Vertical	144	2.73	-
2452MHz	Pass	AV	2.4536G	100.74	Inf	-Inf	30.68	3	Horizontal	104	2.60	-
2452MHz	Pass	AV	2.483502G	52.32	54.00	-1.68	30.79	3	Horizontal	104	2.60	-
2452MHz	Pass	PK	2.4552G	109.65	Inf	-Inf	30.69	3	Horizontal	104	2.60	-
2452MHz	Pass	PK	2.4836G	66.07	74.00	-7.93	30.79	3	Horizontal	104	2.60	-



RSE TX above 1GHz Result

Appendix F.2

Mode	Result	Type	Freq (Hz)	Level (dBuV/m)	Limit (dBuV/m)	Margin (dB)	Factor (dB)	Dist (m)	Condition	Azimuth (°)	Height (m)	Comments
2452MHz	Pass	AV	2.4536G	102.23	Inf	-Inf	30.68	3	Vertical	141	2.76	-
2452MHz	Pass	AV	2.4836G	53.51	54.00	-0.49	30.79	3	Vertical	141	2.76	-
2452MHz	Pass	PK	2.455G	111.15	Inf	-Inf	30.69	3	Vertical	141	2.76	-
2452MHz	Pass	PK	2.4836G	69.19	74.00	-4.81	30.79	3	Vertical	141	2.76	-
2457MHz	Pass	AV	2.4552G	98.54	Inf	-Inf	30.69	3	Horizontal	111	2.63	-
2457MHz	Pass	AV	2.483502G	51.62	54.00	-2.38	30.79	3	Horizontal	111	2.63	-
2457MHz	Pass	PK	2.4572G	107.19	Inf	-Inf	30.70	3	Horizontal	111	2.63	-
2457MHz	Pass	PK	2.4848G	66.95	74.00	-7.05	30.80	3	Horizontal	111	2.63	-
2457MHz	Pass	AV	2.4558G	101.10	Inf	-Inf	30.69	3	Vertical	145	2.77	-
2457MHz	Pass	AV	2.4842G	53.43	54.00	-0.57	30.79	3	Vertical	145	2.77	-
2457MHz	Pass	PK	2.4582G	109.82	Inf	-Inf	30.70	3	Vertical	145	2.77	-
2457MHz	Pass	PK	2.483502G	70.52	74.00	-3.48	30.79	3	Vertical	145	2.77	-
2462MHz	Pass	AV	2.4602G	95.49	Inf	-Inf	30.71	3	Horizontal	110	2.62	-
2462MHz	Pass	AV	2.4836G	53.23	54.00	-0.77	30.79	3	Horizontal	110	2.62	-
2462MHz	Pass	PK	2.4604G	104.30	Inf	-Inf	30.71	3	Horizontal	110	2.62	-
2462MHz	Pass	PK	2.483502G	67.30	74.00	-6.70	30.79	3	Horizontal	110	2.62	-
2462MHz	Pass	AV	2.4606G	96.60	Inf	-Inf	30.71	3	Vertical	144	2.75	-
2462MHz	Pass	AV	2.4842G	53.75	54.00	-0.25	30.79	3	Vertical	144	2.75	-
2462MHz	Pass	PK	2.462G	105.45	Inf	-Inf	30.71	3	Vertical	144	2.75	-
2462MHz	Pass	PK	2.483502G	70.43	74.00	-3.57	30.79	3	Vertical	144	2.75	-
802.11n HT20_Nss1,(MCS0)_1TX	-	-	-	-	-	-	-	-	-	-	-	-
2412MHz	Pass	AV	2.389998G	51.98	54.00	-2.02	30.45	3	Horizontal	102	2.48	-
2412MHz	Pass	AV	2.4128G	93.81	Inf	-Inf	30.54	3	Horizontal	102	2.48	-
2412MHz	Pass	PK	2.389998G	69.24	74.00	-4.76	30.45	3	Horizontal	102	2.48	-
2412MHz	Pass	PK	2.4104G	102.42	Inf	-Inf	30.53	3	Horizontal	102	2.48	-
2412MHz	Pass	AV	2.3896G	53.64	54.00	-0.36	30.45	3	Vertical	139	2.52	-
2412MHz	Pass	AV	2.4138G	96.39	Inf	-Inf	30.54	3	Vertical	139	2.52	-
2412MHz	Pass	PK	2.3896G	69.13	74.00	-4.87	30.45	3	Vertical	139	2.52	-
2412MHz	Pass	PK	2.4132G	105.00	Inf	-Inf	30.54	3	Vertical	139	2.52	-
2412MHz	Pass	AV	4.83648G	39.65	54.00	-14.35	6.35	3	Horizontal	165	1.50	-
2412MHz	Pass	PK	4.81272G	47.32	74.00	-26.68	6.30	3	Horizontal	165	1.50	-
2412MHz	Pass	AV	4.82298G	39.37	54.00	-14.63	6.32	3	Vertical	327	3.18	-
2412MHz	Pass	PK	4.81074G	48.04	74.00	-25.96	6.29	3	Vertical	327	3.18	-
2417MHz	Pass	AV	2.389998G	52.30	54.00	-1.70	30.45	3	Horizontal	102	2.44	-
2417MHz	Pass	AV	2.4154G	97.39	Inf	-Inf	30.55	3	Horizontal	102	2.44	-
2417MHz	Pass	PK	2.3898G	69.58	74.00	-4.42	30.45	3	Horizontal	102	2.44	-
2417MHz	Pass	PK	2.4152G	106.63	Inf	-Inf	30.54	3	Horizontal	102	2.44	-
2417MHz	Pass	AV	2.3892G	53.39	54.00	-0.61	30.45	3	Vertical	140	2.55	-
2417MHz	Pass	AV	2.416G	99.81	Inf	-Inf	30.55	3	Vertical	140	2.55	-
2417MHz	Pass	PK	2.3896G	70.27	74.00	-3.73	30.45	3	Vertical	140	2.55	-
2417MHz	Pass	PK	2.4152G	108.44	Inf	-Inf	30.54	3	Vertical	140	2.55	-
2422MHz	Pass	AV	2.389998G	52.03	54.00	-1.97	30.45	3	Horizontal	105	2.66	-
2422MHz	Pass	AV	2.4236G	98.80	Inf	-Inf	30.57	3	Horizontal	105	2.66	-
2422MHz	Pass	PK	2.3892G	71.37	74.00	-2.63	30.45	3	Horizontal	105	2.66	-
2422MHz	Pass	PK	2.4236G	107.58	Inf	-Inf	30.57	3	Horizontal	105	2.66	-
2422MHz	Pass	AV	2.3876G	53.64	54.00	-0.36	30.45	3	Vertical	140	2.59	-
2422MHz	Pass	AV	2.424G	100.37	Inf	-Inf	30.58	3	Vertical	140	2.59	-
2422MHz	Pass	PK	2.3894G	73.27	74.00	-0.73	30.45	3	Vertical	140	2.59	-
2422MHz	Pass	PK	2.42G	108.89	Inf	-Inf	30.56	3	Vertical	140	2.59	-



RSE TX above 1GHz Result

Appendix F.2

Mode	Result	Type	Freq (Hz)	Level (dBuV/m)	Limit (dBuV/m)	Margin (dB)	Factor (dB)	Dist (m)	Condition	Azimuth (°)	Height (m)	Comments
2427MHz	Pass	AV	2.3896G	51.16	54.00	-2.84	30.45	3	Horizontal	104	2.67	-
2427MHz	Pass	AV	2.426G	99.73	Inf	-Inf	30.58	3	Horizontal	104	2.67	-
2427MHz	Pass	PK	2.3848G	69.27	74.00	-4.73	30.44	3	Horizontal	104	2.67	-
2427MHz	Pass	PK	2.425G	108.70	Inf	-Inf	30.58	3	Horizontal	104	2.67	-
2427MHz	Pass	AV	2.3892G	53.25	54.00	-0.75	30.45	3	Vertical	83	2.68	-
2427MHz	Pass	AV	2.4258G	102.40	Inf	-Inf	30.58	3	Vertical	83	2.68	-
2427MHz	Pass	PK	2.3846G	71.91	74.00	-2.09	30.44	3	Vertical	83	2.68	-
2427MHz	Pass	PK	2.425G	110.83	Inf	-Inf	30.58	3	Vertical	83	2.68	-
2432MHz	Pass	AV	2.3892G	51.42	54.00	-2.58	30.45	3	Horizontal	96	1.23	-
2432MHz	Pass	AV	2.4308G	99.25	Inf	-Inf	30.60	3	Horizontal	96	1.23	-
2432MHz	Pass	AV	2.4972G	48.44	54.00	-5.56	30.84	3	Horizontal	96	1.23	-
2432MHz	Pass	PK	2.3896G	70.19	74.00	-3.81	30.45	3	Horizontal	96	1.23	-
2432MHz	Pass	PK	2.43G	107.90	Inf	-Inf	30.60	3	Horizontal	96	1.23	-
2432MHz	Pass	PK	2.484G	58.79	74.00	-15.21	30.79	3	Horizontal	96	1.23	-
2432MHz	Pass	AV	2.3896G	53.46	54.00	-0.54	30.45	3	Vertical	73	2.70	-
2432MHz	Pass	AV	2.434G	103.71	Inf	-Inf	30.61	3	Vertical	73	2.70	-
2432MHz	Pass	AV	2.484G	49.35	54.00	-4.65	30.79	3	Vertical	73	2.70	-
2432MHz	Pass	PK	2.3896G	73.46	74.00	-0.54	30.45	3	Vertical	73	2.70	-
2432MHz	Pass	PK	2.43G	111.89	Inf	-Inf	30.60	3	Vertical	73	2.70	-
2432MHz	Pass	PK	2.4852G	62.10	74.00	-11.90	30.80	3	Vertical	73	2.70	-
2437MHz	Pass	AV	2.3682G	48.27	54.00	-5.73	31.54	3	Horizontal	106	2.81	-
2437MHz	Pass	AV	2.4382G	98.72	Inf	-Inf	31.65	3	Horizontal	106	2.81	-
2437MHz	Pass	AV	2.4938G	49.04	54.00	-4.96	31.74	3	Horizontal	106	2.81	-
2437MHz	Pass	PK	2.3806G	59.33	74.00	-14.67	31.56	3	Horizontal	106	2.81	-
2437MHz	Pass	PK	2.435G	106.99	Inf	-Inf	31.65	3	Horizontal	106	2.81	-
2437MHz	Pass	PK	2.4978G	61.01	74.00	-12.99	31.75	3	Horizontal	106	2.81	-
2437MHz	Pass	AV	2.3562G	48.64	54.00	-5.36	31.52	3	Vertical	141	2.26	-
2437MHz	Pass	AV	2.4386G	99.88	Inf	-Inf	31.65	3	Vertical	141	2.26	-
2437MHz	Pass	AV	2.4966G	49.06	54.00	-4.94	31.75	3	Vertical	141	2.26	-
2437MHz	Pass	PK	2.389G	62.87	74.00	-11.13	31.57	3	Vertical	141	2.26	-
2437MHz	Pass	PK	2.435G	108.49	Inf	-Inf	31.65	3	Vertical	141	2.26	-
2437MHz	Pass	PK	2.4946G	60.55	74.00	-13.45	31.74	3	Vertical	141	2.26	-
2437MHz	Pass	AV	4.87682G	38.20	54.00	-15.80	6.43	3	Horizontal	285	1.50	-
2437MHz	Pass	PK	4.87796G	46.07	74.00	-27.93	6.43	3	Horizontal	285	1.50	-
2437MHz	Pass	AV	4.86542G	38.51	54.00	-15.49	6.41	3	Vertical	178	1.50	-
2437MHz	Pass	PK	4.8746G	46.63	74.00	-27.37	6.43	3	Vertical	178	1.50	-
2442MHz	Pass	AV	2.3896G	49.98	54.00	-4.02	30.45	3	Horizontal	104	2.69	-
2442MHz	Pass	AV	2.444G	101.09	Inf	-Inf	30.65	3	Horizontal	104	2.69	-
2442MHz	Pass	AV	2.4844G	51.45	54.00	-2.55	30.79	3	Horizontal	104	2.69	-
2442MHz	Pass	PK	2.388G	68.55	74.00	-5.45	30.45	3	Horizontal	104	2.69	-
2442MHz	Pass	PK	2.4436G	109.77	Inf	-Inf	30.65	3	Horizontal	104	2.69	-
2442MHz	Pass	PK	2.4844G	66.68	74.00	-7.32	30.79	3	Horizontal	104	2.69	-
2442MHz	Pass	AV	2.3876G	50.10	54.00	-3.90	30.45	3	Vertical	146	2.74	-
2442MHz	Pass	AV	2.444G	102.02	Inf	-Inf	30.65	3	Vertical	146	2.74	-
2442MHz	Pass	AV	2.483502G	53.63	54.00	-0.37	30.79	3	Vertical	146	2.74	-
2442MHz	Pass	PK	2.3888G	70.54	74.00	-3.46	30.45	3	Vertical	146	2.74	-
2442MHz	Pass	PK	2.4432G	111.04	Inf	-Inf	30.65	3	Vertical	146	2.74	-
2442MHz	Pass	PK	2.4844G	68.17	74.00	-5.83	30.79	3	Vertical	146	2.74	-
2447MHz	Pass	AV	2.4458G	100.34	Inf	-Inf	30.65	3	Horizontal	105	2.69	-



RSE TX above 1GHz Result

Appendix F.2

Mode	Result	Type	Freq (Hz)	Level (dBuV/m)	Limit (dBuV/m)	Margin (dB)	Factor (dB)	Dist (m)	Condition	Azimuth (°)	Height (m)	Comments
2447MHz	Pass	AV	2.484G	52.90	54.00	-1.10	30.79	3	Horizontal	105	2.69	-
2447MHz	Pass	PK	2.4452G	108.56	Inf	-Inf	30.65	3	Horizontal	105	2.69	-
2447MHz	Pass	PK	2.483502G	67.49	74.00	-6.51	30.79	3	Horizontal	105	2.69	-
2447MHz	Pass	AV	2.446G	101.39	Inf	-Inf	30.66	3	Vertical	100	2.71	-
2447MHz	Pass	AV	2.483502G	53.75	54.00	-0.25	30.79	3	Vertical	100	2.71	-
2447MHz	Pass	PK	2.445G	109.81	Inf	-Inf	30.65	3	Vertical	100	2.71	-
2447MHz	Pass	PK	2.483502G	69.12	74.00	-4.88	30.79	3	Vertical	100	2.71	-
2452MHz	Pass	AV	2.4542G	99.62	Inf	-Inf	30.69	3	Horizontal	99	2.62	-
2452MHz	Pass	AV	2.483502G	52.38	54.00	-1.62	30.79	3	Horizontal	99	2.62	-
2452MHz	Pass	PK	2.4534G	108.59	Inf	-Inf	30.68	3	Horizontal	99	2.62	-
2452MHz	Pass	PK	2.4842G	69.06	74.00	-4.94	30.79	3	Horizontal	99	2.62	-
2452MHz	Pass	AV	2.4538G	100.97	Inf	-Inf	30.68	3	Vertical	145	2.74	-
2452MHz	Pass	AV	2.483502G	53.44	54.00	-0.56	30.79	3	Vertical	145	2.74	-
2452MHz	Pass	PK	2.4534G	109.71	Inf	-Inf	30.68	3	Vertical	145	2.74	-
2452MHz	Pass	PK	2.4838G	71.10	74.00	-2.90	30.79	3	Vertical	145	2.74	-
2457MHz	Pass	AV	2.4562G	98.80	Inf	-Inf	30.69	3	Horizontal	110	2.63	-
2457MHz	Pass	AV	2.4836G	52.67	54.00	-1.33	30.79	3	Horizontal	110	2.63	-
2457MHz	Pass	PK	2.4552G	108.30	Inf	-Inf	30.69	3	Horizontal	110	2.63	-
2457MHz	Pass	PK	2.483502G	67.50	74.00	-6.50	30.79	3	Horizontal	110	2.63	-
2457MHz	Pass	AV	2.4588G	100.00	Inf	-Inf	30.70	3	Vertical	143	2.76	-
2457MHz	Pass	AV	2.483502G	53.70	54.00	-0.30	30.79	3	Vertical	143	2.76	-
2457MHz	Pass	PK	2.455G	108.72	Inf	-Inf	30.69	3	Vertical	143	2.76	-
2457MHz	Pass	PK	2.484G	68.67	74.00	-5.33	30.79	3	Vertical	143	2.76	-
2462MHz	Pass	AV	2.461G	94.89	Inf	-Inf	30.71	3	Horizontal	105	2.63	-
2462MHz	Pass	AV	2.4836G	51.60	54.00	-2.40	30.79	3	Horizontal	105	2.63	-
2462MHz	Pass	PK	2.4602G	104.09	Inf	-Inf	30.71	3	Horizontal	105	2.63	-
2462MHz	Pass	PK	2.484G	68.06	74.00	-5.94	30.79	3	Horizontal	105	2.63	-
2462MHz	Pass	AV	2.4638G	96.61	Inf	-Inf	30.72	3	Vertical	71	2.56	-
2462MHz	Pass	AV	2.483502G	53.10	54.00	-0.90	30.79	3	Vertical	71	2.56	-
2462MHz	Pass	PK	2.46G	105.15	Inf	-Inf	30.71	3	Vertical	71	2.56	-
2462MHz	Pass	PK	2.4836G	71.94	74.00	-2.06	30.79	3	Vertical	71	2.56	-
802.11n HT40_Nss1,(MCS0)_1TX	-	-	-	-	-	-	-	-	-	-	-	-
2422MHz	Pass	AV	2.3892G	51.97	54.00	-2.03	31.57	3	Horizontal	105	2.67	-
2422MHz	Pass	AV	2.426G	89.22	Inf	-Inf	31.63	3	Horizontal	105	2.67	-
2422MHz	Pass	AV	2.4936G	49.20	54.00	-4.80	31.74	3	Horizontal	105	2.67	-
2422MHz	Pass	PK	2.3884G	66.32	74.00	-7.68	31.57	3	Horizontal	105	2.67	-
2422MHz	Pass	PK	2.424G	98.13	Inf	-Inf	31.63	3	Horizontal	105	2.67	-
2422MHz	Pass	PK	2.483502G	59.54	74.00	-14.46	31.72	3	Horizontal	105	2.67	-
2422MHz	Pass	AV	2.3892G	53.43	54.00	-0.57	31.57	3	Vertical	138	2.55	-
2422MHz	Pass	AV	2.4172G	90.63	Inf	-Inf	31.62	3	Vertical	138	2.55	-
2422MHz	Pass	AV	2.49G	49.21	54.00	-4.79	31.73	3	Vertical	138	2.55	-
2422MHz	Pass	PK	2.389998G	69.73	74.00	-4.27	31.57	3	Vertical	138	2.55	-
2422MHz	Pass	PK	2.4176G	99.84	Inf	-Inf	31.62	3	Vertical	138	2.55	-
2422MHz	Pass	PK	2.4984G	59.94	74.00	-14.06	31.75	3	Vertical	138	2.55	-
2422MHz	Pass	AV	4.8422G	38.97	54.00	-15.03	6.36	3	Horizontal	355	1.19	-
2422MHz	Pass	PK	4.83812G	47.25	74.00	-26.75	6.35	3	Horizontal	355	1.19	-
2422MHz	Pass	AV	4.84928G	39.20	54.00	-14.80	6.37	3	Vertical	107	2.49	-
2422MHz	Pass	PK	4.8419G	47.13	74.00	-26.87	6.36	3	Vertical	107	2.49	-
2427MHz	Pass	AV	2.389G	52.10	54.00	-1.90	30.45	3	Horizontal	101	2.67	-



RSE TX above 1GHz Result

Appendix F.2

Mode	Result	Type	Freq (Hz)	Level (dBuV/m)	Limit (dBuV/m)	Margin (dB)	Factor (dB)	Dist (m)	Condition	Azimuth (°)	Height (m)	Comments
2427MHz	Pass	AV	2.4246G	91.13	Inf	-Inf	30.58	3	Horizontal	101	2.67	-
2427MHz	Pass	AV	2.4986G	49.56	54.00	-4.44	30.85	3	Horizontal	101	2.67	-
2427MHz	Pass	PK	2.389G	66.69	74.00	-7.31	30.45	3	Horizontal	101	2.67	-
2427MHz	Pass	PK	2.4246G	98.97	Inf	-Inf	30.58	3	Horizontal	101	2.67	-
2427MHz	Pass	PK	2.4994G	58.40	74.00	-15.60	30.85	3	Horizontal	101	2.67	-
2427MHz	Pass	AV	2.3898G	53.28	54.00	-0.72	30.45	3	Vertical	139	2.47	-
2427MHz	Pass	AV	2.4246G	92.18	Inf	-Inf	30.58	3	Vertical	139	2.47	-
2427MHz	Pass	AV	2.4986G	49.77	54.00	-4.23	30.85	3	Vertical	139	2.47	-
2427MHz	Pass	PK	2.3894G	67.88	74.00	-6.12	30.45	3	Vertical	139	2.47	-
2427MHz	Pass	PK	2.4246G	99.57	Inf	-Inf	30.58	3	Vertical	139	2.47	-
2427MHz	Pass	PK	2.4862G	59.90	74.00	-14.10	30.80	3	Vertical	139	2.47	-
2432MHz	Pass	AV	2.389998G	51.38	54.00	-2.62	30.45	3	Horizontal	102	2.66	-
2432MHz	Pass	AV	2.428G	91.64	Inf	-Inf	30.59	3	Horizontal	102	2.66	-
2432MHz	Pass	AV	2.4904G	49.32	54.00	-4.68	30.82	3	Horizontal	102	2.66	-
2432MHz	Pass	PK	2.3864G	63.86	74.00	-10.14	30.44	3	Horizontal	102	2.66	-
2432MHz	Pass	PK	2.428G	99.45	Inf	-Inf	30.59	3	Horizontal	102	2.66	-
2432MHz	Pass	PK	2.4888G	58.37	74.00	-15.63	30.81	3	Horizontal	102	2.66	-
2432MHz	Pass	AV	2.389998G	53.41	54.00	-0.59	30.45	3	Vertical	80	2.59	-
2432MHz	Pass	AV	2.434G	95.13	Inf	-Inf	30.61	3	Vertical	80	2.59	-
2432MHz	Pass	AV	2.4912G	49.53	54.00	-4.47	30.82	3	Vertical	80	2.59	-
2432MHz	Pass	PK	2.389998G	66.78	74.00	-7.22	30.45	3	Vertical	80	2.59	-
2432MHz	Pass	PK	2.4276G	102.23	Inf	-Inf	30.59	3	Vertical	80	2.59	-
2432MHz	Pass	PK	2.4952G	58.39	74.00	-15.61	30.84	3	Vertical	80	2.59	-
2437MHz	Pass	AV	2.3898G	51.69	54.00	-2.31	31.57	3	Horizontal	98	1.24	-
2437MHz	Pass	AV	2.4358G	92.87	Inf	-Inf	31.65	3	Horizontal	98	1.24	-
2437MHz	Pass	AV	2.4842G	50.83	54.00	-3.17	31.72	3	Horizontal	98	1.24	-
2437MHz	Pass	PK	2.389G	65.64	74.00	-8.36	31.57	3	Horizontal	98	1.24	-
2437MHz	Pass	PK	2.435G	101.58	Inf	-Inf	31.65	3	Horizontal	98	1.24	-
2437MHz	Pass	PK	2.485G	63.75	74.00	-10.25	31.72	3	Horizontal	98	1.24	-
2437MHz	Pass	AV	2.3898G	53.63	54.00	-0.37	31.57	3	Vertical	140	2.56	-
2437MHz	Pass	AV	2.4334G	94.39	Inf	-Inf	31.64	3	Vertical	140	2.56	-
2437MHz	Pass	AV	2.483502G	52.44	54.00	-1.56	31.72	3	Vertical	140	2.56	-
2437MHz	Pass	PK	2.389G	69.22	74.00	-4.78	31.57	3	Vertical	140	2.56	-
2437MHz	Pass	PK	2.4326G	103.28	Inf	-Inf	31.64	3	Vertical	140	2.56	-
2437MHz	Pass	PK	2.483502G	66.12	74.00	-7.88	31.72	3	Vertical	140	2.56	-
2437MHz	Pass	AV	4.88786G	38.02	54.00	-15.98	6.45	3	Horizontal	156	1.50	-
2437MHz	Pass	PK	4.88516G	46.11	74.00	-27.89	6.45	3	Horizontal	156	1.50	-
2437MHz	Pass	AV	4.86836G	38.15	54.00	-15.85	6.41	3	Vertical	9	1.01	-
2437MHz	Pass	PK	4.87772G	45.77	74.00	-28.23	6.43	3	Vertical	9	1.01	-
2442MHz	Pass	AV	2.3864G	49.84	54.00	-4.16	30.44	3	Horizontal	106	2.75	-
2442MHz	Pass	AV	2.4392G	92.73	Inf	-Inf	30.63	3	Horizontal	106	2.75	-
2442MHz	Pass	AV	2.483502G	53.64	54.00	-0.36	30.79	3	Horizontal	106	2.75	-
2442MHz	Pass	PK	2.386G	60.25	74.00	-13.75	30.44	3	Horizontal	106	2.75	-
2442MHz	Pass	PK	2.44G	99.41	Inf	-Inf	30.63	3	Horizontal	106	2.75	-
2442MHz	Pass	PK	2.4848G	63.88	74.00	-10.12	30.79	3	Horizontal	106	2.75	-
2442MHz	Pass	AV	2.3896G	49.88	54.00	-4.12	30.45	3	Vertical	140	2.25	-
2442MHz	Pass	AV	2.4392G	93.71	Inf	-Inf	30.63	3	Vertical	140	2.25	-
2442MHz	Pass	AV	2.483502G	53.77	54.00	-0.23	30.79	3	Vertical	140	2.25	-
2442MHz	Pass	PK	2.389998G	61.47	74.00	-12.53	30.45	3	Vertical	140	2.25	-



RSE TX above 1GHz Result

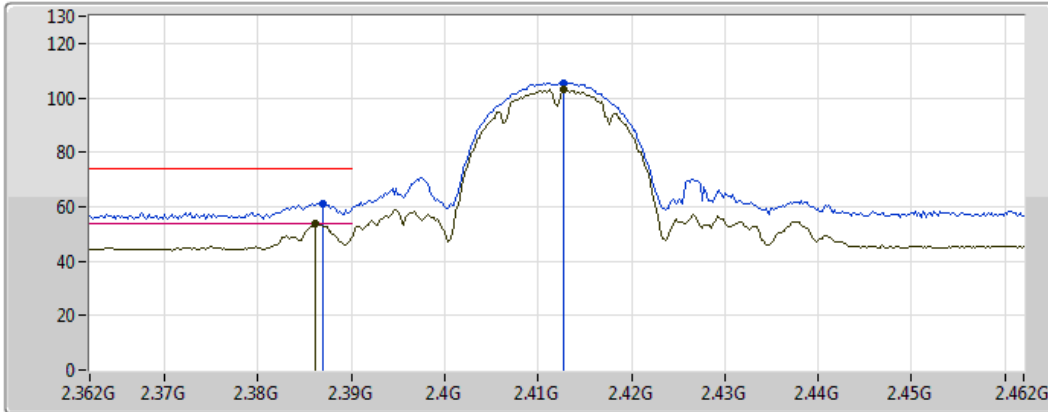
Appendix F.2

Mode	Result	Type	Freq (Hz)	Level (dBuV/m)	Limit (dBuV/m)	Margin (dB)	Factor (dB)	Dist (m)	Condition	Azimuth (°)	Height (m)	Comments
2442MHz	Pass	PK	2.4372G	100.96	Inf	-Inf	30.62	3	Vertical	140	2.25	-
2442MHz	Pass	PK	2.483502G	65.21	74.00	-8.79	30.79	3	Vertical	140	2.25	-
2447MHz	Pass	AV	2.355G	48.70	54.00	-5.30	31.52	3	Horizontal	98	2.60	-
2447MHz	Pass	AV	2.4538G	91.84	Inf	-Inf	31.68	3	Horizontal	98	2.60	-
2447MHz	Pass	AV	2.483502G	53.04	54.00	-0.96	31.72	3	Horizontal	98	2.60	-
2447MHz	Pass	PK	2.3874G	59.40	74.00	-14.60	31.57	3	Horizontal	98	2.60	-
2447MHz	Pass	PK	2.4522G	100.66	Inf	-Inf	31.67	3	Horizontal	98	2.60	-
2447MHz	Pass	PK	2.4842G	67.16	74.00	-6.84	31.72	3	Horizontal	98	2.60	-
2447MHz	Pass	AV	2.3882G	48.48	54.00	-5.52	31.57	3	Vertical	143	2.77	-
2447MHz	Pass	AV	2.4542G	93.60	Inf	-Inf	31.68	3	Vertical	143	2.77	-
2447MHz	Pass	AV	2.483502G	53.85	54.00	-0.15	31.72	3	Vertical	143	2.77	-
2447MHz	Pass	PK	2.3898G	60.66	74.00	-13.34	31.57	3	Vertical	143	2.77	-
2447MHz	Pass	PK	2.4522G	103.20	Inf	-Inf	31.67	3	Vertical	143	2.77	-
2447MHz	Pass	PK	2.483502G	70.22	74.00	-3.78	31.72	3	Vertical	143	2.77	-
2452MHz	Pass	AV	2.3524G	48.40	54.00	-5.60	31.52	3	Horizontal	106	2.62	-
2452MHz	Pass	AV	2.4556G	91.87	Inf	-Inf	31.68	3	Horizontal	106	2.62	-
2452MHz	Pass	AV	2.483502G	53.49	54.00	-0.51	31.72	3	Horizontal	106	2.62	-
2452MHz	Pass	PK	2.3524G	58.58	74.00	-15.42	31.52	3	Horizontal	106	2.62	-
2452MHz	Pass	PK	2.4572G	99.91	Inf	-Inf	31.68	3	Horizontal	106	2.62	-
2452MHz	Pass	PK	2.4856G	68.15	74.00	-5.85	31.73	3	Horizontal	106	2.62	-
2452MHz	Pass	AV	2.3624G	48.80	54.00	-5.20	31.54	3	Vertical	143	2.76	-
2452MHz	Pass	AV	2.4544G	92.17	Inf	-Inf	31.68	3	Vertical	143	2.76	-
2452MHz	Pass	AV	2.4848G	53.79	54.00	-0.21	31.72	3	Vertical	143	2.76	-
2452MHz	Pass	PK	2.3792G	58.75	74.00	-15.25	31.56	3	Vertical	143	2.76	-
2452MHz	Pass	PK	2.4572G	101.46	Inf	-Inf	31.68	3	Vertical	143	2.76	-
2452MHz	Pass	PK	2.4856G	69.03	74.00	-4.97	31.73	3	Vertical	143	2.76	-
2452MHz	Pass	AV	4.89296G	37.83	54.00	-16.17	6.47	3	Horizontal	65	1.50	-
2452MHz	Pass	PK	4.90682G	46.99	74.00	-27.01	6.50	3	Horizontal	65	1.50	-
2452MHz	Pass	AV	4.9157G	37.44	54.00	-16.56	6.51	3	Vertical	357	1.50	-
2452MHz	Pass	PK	4.9049G	46.70	74.00	-27.30	6.49	3	Vertical	357	1.50	-

802.11b_Nss1,(1Mbps)_1TX

2412MHz_TX

14/03/2018

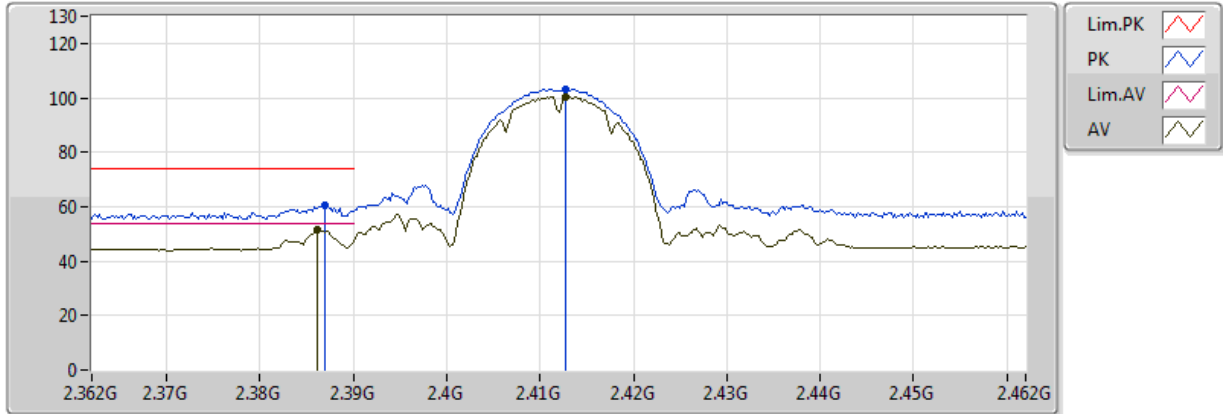


Type	Freq (Hz)	Level (dBuV/m)	Limit (dBuV/m)	Margin (dB)	Factor (dB)	Dist (m)	Condition	Azimuth (°)	Height (m)	Comments	Raw (dBuV)	AF (dB)	CL (dB)	PA (dB)
AV	2.3862G	53.78	54.00	-0.22	30.44	3	Vertical	141	2.54	-	23.34	27.20	3.24	-
AV	2.4128G	102.94	Inf	-Inf	30.54	3	Vertical	141	2.54	-	72.40	27.27	3.26	-
PK	2.387G	61.30	74.00	-12.70	30.45	3	Vertical	141	2.54	-	30.85	27.21	3.24	-
PK	2.4128G	105.58	Inf	-Inf	30.54	3	Vertical	141	2.54	-	75.04	27.27	3.26	-

802.11b_Nss1,(1Mbps)_1TX

2412MHz_TX

14/03/2018

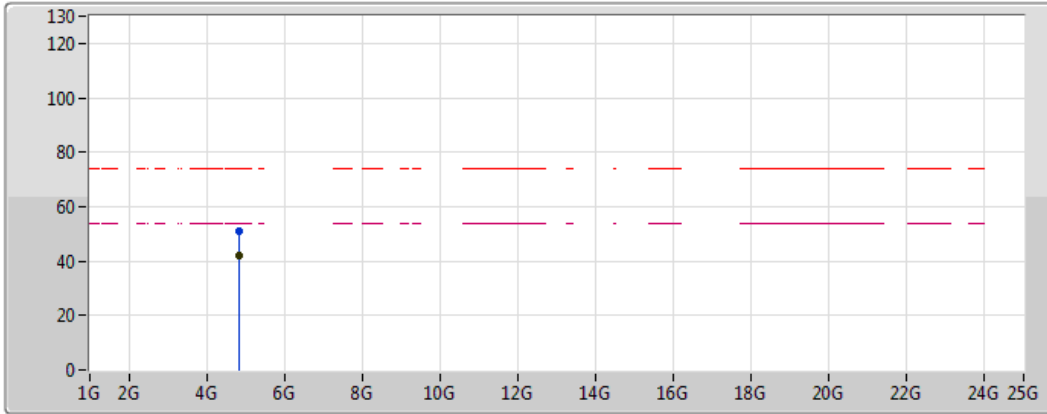






Type	Freq (Hz)	Level (dBuV/m)	Limit (dBuV/m)	Margin (dB)	Factor (dB)	Dist (m)	Condition	Azimuth (°)	Height (m)	Comments	Raw (dBuV)	AF (dB)	CL (dB)	PA (dB)
AV	2.3862G	51.29	54.00	-2.71	30.44	3	Horizontal	89	2.46	-	20.85	27.20	3.24	-
AV	2.4128G	100.46	Inf	-Inf	30.54	3	Horizontal	89	2.46	-	69.92	27.27	3.26	-
PK	2.387G	60.29	74.00	-13.71	30.45	3	Horizontal	89	2.46	-	29.84	27.21	3.24	-
PK	2.4128G	103.11	Inf	-Inf	30.54	3	Horizontal	89	2.46	-	72.57	27.27	3.26	-

802.11b_Nss1,(1Mbps)_1TX

2412MHz_TX

14/03/2018



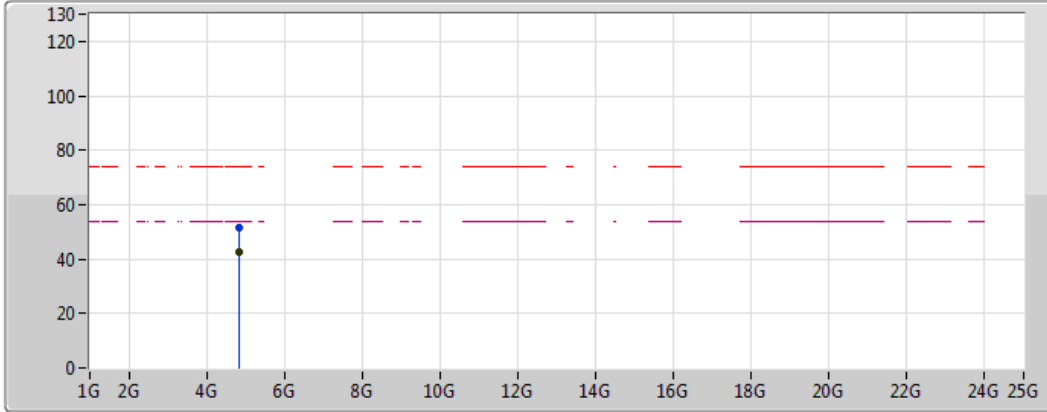
Lim.PK	
PK	
Lim.AV	
AV	





Type	Freq (Hz)	Level (dBuV/m)	Limit (dBuV/m)	Margin (dB)	Factor (dB)	Dist (m)	Condition	Azimuth (°)	Height (m)	Comments	Raw (dBuV)	AF (dB)	CL (dB)	PA (dB)
AV	4.82396G	42.11	54.00	-11.89	5.90	3	Vertical	145	3.37	-	36.21	31.22	4.52	29.85
PK	4.82388G	51.13	74.00	-22.87	5.89	3	Vertical	145	3.37	-	45.24	31.22	4.52	29.85

802.11b_Nss1,(1Mbps)_1TX

2412MHz_TX

14/03/2018



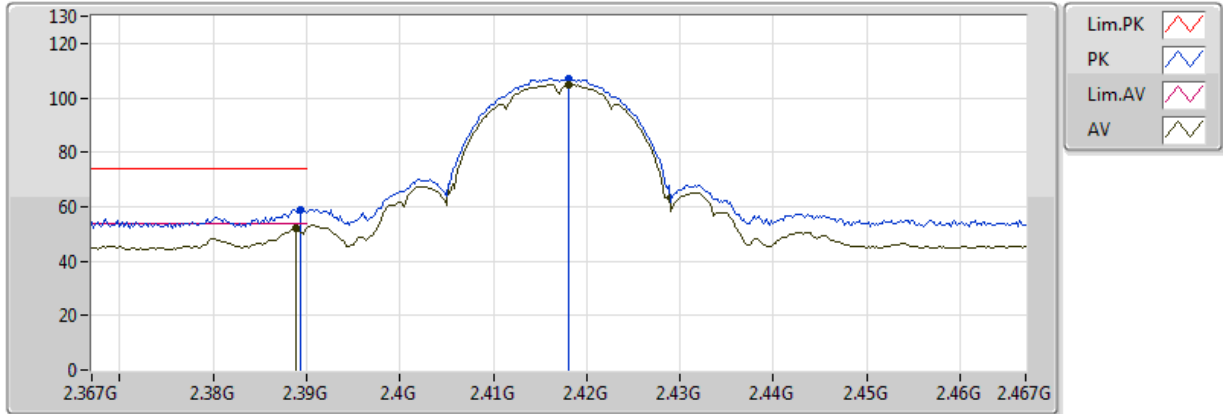
Lim.PK	
PK	
Lim.AV	
AV	

Type	Freq (Hz)	Level (dBuV/m)	Limit (dBuV/m)	Margin (dB)	Factor (dB)	Dist (m)	Condition	Azimuth (°)	Height (m)	Comments	Raw (dBuV)	AF (dB)	CL (dB)	PA (dB)
AV	4.82404G	42.63	54.00	-11.37	5.90	3	Horizontal	145	1.01	-	36.73	31.22	4.52	29.85
PK	4.82406G	51.62	74.00	-22.38	5.90	3	Horizontal	145	1.01	-	45.72	31.22	4.52	29.85

802.11b_Nss1,(1Mbps)_1TX

2417MHz_TX

16/03/2018

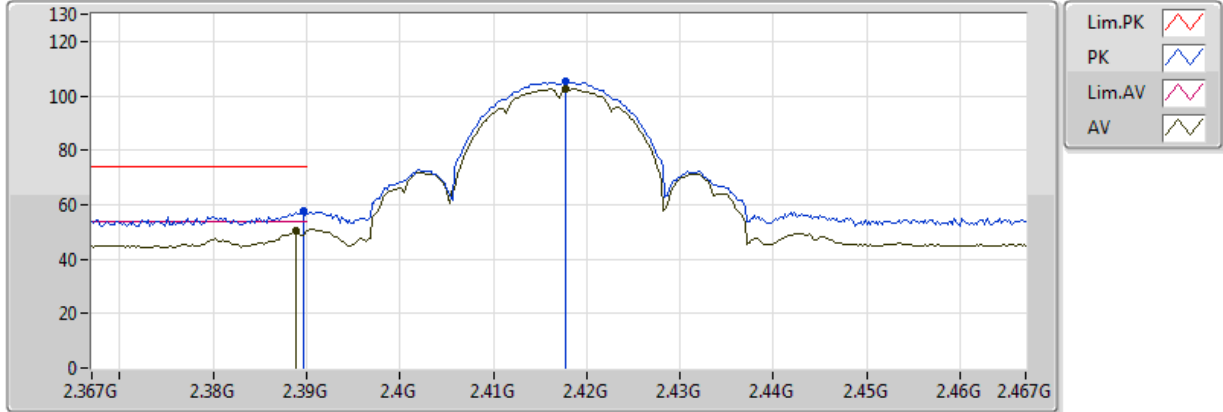


Type	Freq (Hz)	Level (dBuV/m)	Limit (dBuV/m)	Margin (dB)	Factor (dB)	Dist (m)	Condition	Azimuth (°)	Height (m)	Comments	Raw (dBuV)	AF (dB)	CL (dB)	PA (dB)
AV	2.3888G	52.05	54.00	-1.95	30.45	3	Vertical	140	1.50	-	21.60	27.21	3.24	-
AV	2.418G	104.70	Inf	-Inf	30.55	3	Vertical	140	1.50	-	74.15	27.29	3.27	-
PK	2.3894G	58.98	74.00	-15.02	30.45	3	Vertical	140	1.50	-	28.53	27.21	3.24	-
PK	2.418G	107.12	Inf	-Inf	30.55	3	Vertical	140	1.50	-	76.57	27.29	3.27	-

802.11b_Nss1,(1Mbps)_1TX

2417MHz_TX

16/03/2018

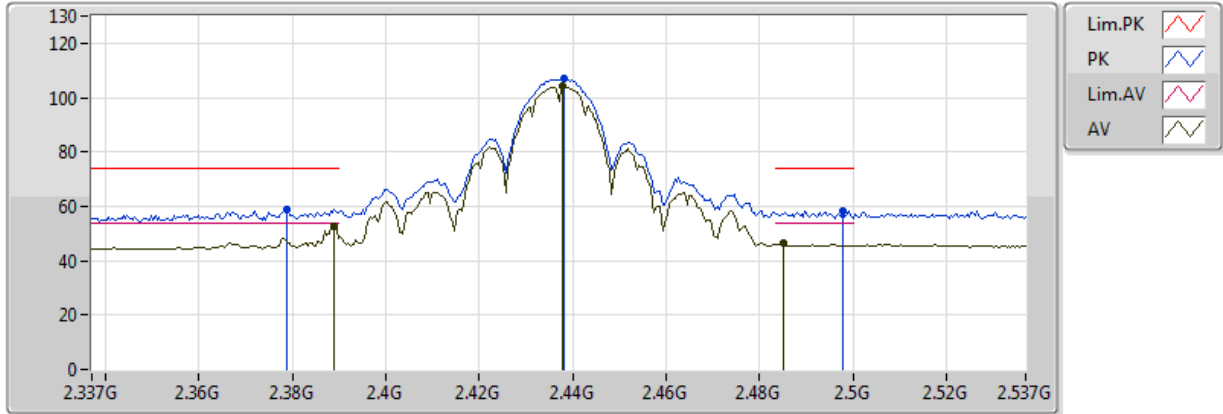


Type	Freq (Hz)	Level (dBuV/m)	Limit (dBuV/m)	Margin (dB)	Factor (dB)	Dist (m)	Condition	Azimuth (°)	Height (m)	Comments	Raw (dBuV)	AF (dB)	CL (dB)	PA (dB)
AV	2.3888G	50.23	54.00	-3.77	30.45	3	Horizontal	100	1.96	-	19.78	27.21	3.24	-
AV	2.4178G	102.44	Inf	-Inf	30.55	3	Horizontal	100	1.96	-	71.89	27.29	3.27	-
PK	2.3896G	57.52	74.00	-16.48	30.45	3	Horizontal	100	1.96	-	27.07	27.21	3.24	-
PK	2.4178G	105.10	Inf	-Inf	30.55	3	Horizontal	100	1.96	-	74.55	27.29	3.27	-

802.11b_Nss1,(1Mbps)_1TX

2437MHz_TX

14/03/2018

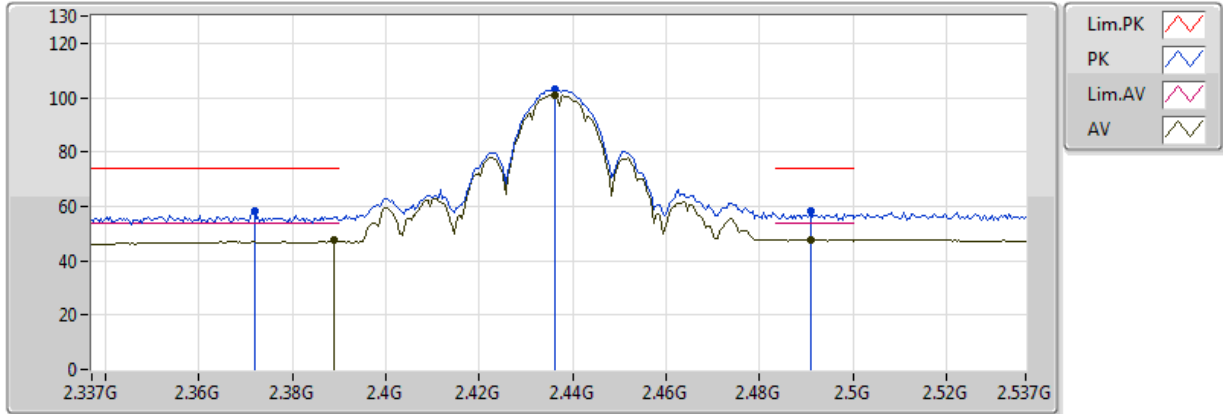


Type	Freq (Hz)	Level (dBuV/m)	Limit (dBuV/m)	Margin (dB)	Factor (dB)	Dist (m)	Condition	Azimuth (°)	Height (m)	Comments	Raw (dBuV)	AF (dB)	CL (dB)	PA (dB)
AV	2.389G	52.91	54.00	-1.09	30.45	3	Vertical	139	2.26	-	22.46	27.21	3.24	-
AV	2.4378G	104.00	Inf	-Inf	30.63	3	Vertical	139	2.26	-	73.37	27.34	3.29	-
AV	2.485G	46.30	54.00	-7.70	30.79	3	Vertical	139	2.26	-	15.51	27.46	3.33	-
PK	2.3786G	58.61	74.00	-15.39	30.41	3	Vertical	139	2.26	-	28.20	27.18	3.23	-
PK	2.4382G	106.80	Inf	-Inf	30.63	3	Vertical	139	2.26	-	76.17	27.34	3.29	-
PK	2.4978G	58.48	74.00	-15.52	30.84	3	Vertical	139	2.26	-	27.64	27.49	3.35	-

802.11b_Nss1,(1Mbps)_1TX

2437MHz_TX

14/03/2018

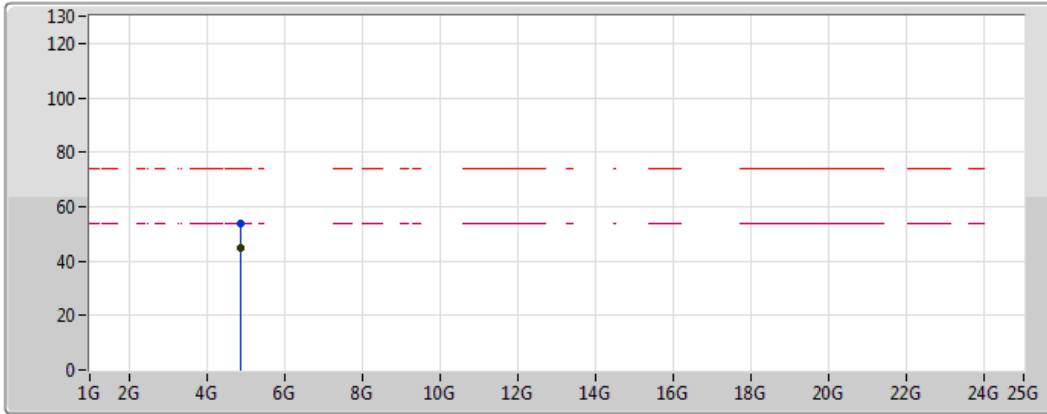


Type	Freq (Hz)	Level (dBuV/m)	Limit (dBuV/m)	Margin (dB)	Factor (dB)	Dist (m)	Condition	Azimuth (°)	Height (m)	Comments	Raw (dBuV)	AF (dB)	CL (dB)	PA (dB)
AV	2.389G	47.86	54.00	-6.14	30.45	3	Horizontal	211	2.55	-	17.41	27.21	3.24	-
AV	2.4362G	100.81	Inf	-Inf	30.62	3	Horizontal	211	2.55	-	70.19	27.33	3.29	-
AV	2.491G	47.66	54.00	-6.34	30.82	3	Horizontal	211	2.55	-	16.84	27.48	3.34	-
PK	2.3718G	58.36	74.00	-15.64	30.39	3	Horizontal	211	2.55	-	27.97	27.17	3.22	-
PK	2.4362G	102.99	Inf	-Inf	30.62	3	Horizontal	211	2.55	-	72.37	27.33	3.29	-
PK	2.491G	58.00	74.00	-16.00	30.82	3	Horizontal	211	2.55	-	27.18	27.48	3.34	-

802.11b_Nss1,(1Mbps)_1TX

2437MHz_TX

14/03/2018

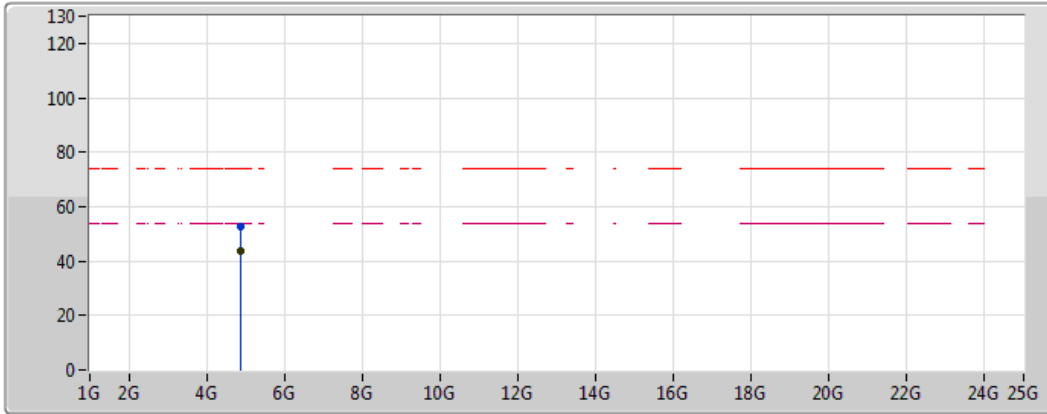






Type	Freq (Hz)	Level (dBuV/m)	Limit (dBuV/m)	Margin (dB)	Factor (dB)	Dist (m)	Condition	Azimuth (°)	Height (m)	Comments	Raw (dBuV)	AF (dB)	CL (dB)	PA (dB)
AV	4.87402G	44.74	54.00	-9.26	6.01	3	Vertical	211	1.53	-	38.73	31.30	4.55	29.84
PK	4.87398G	53.89	74.00	-20.11	6.01	3	Vertical	211	1.53	-	47.88	31.30	4.55	29.84

802.11b_Nss1,(1Mbps)_1TX

2437MHz_TX

14/03/2018



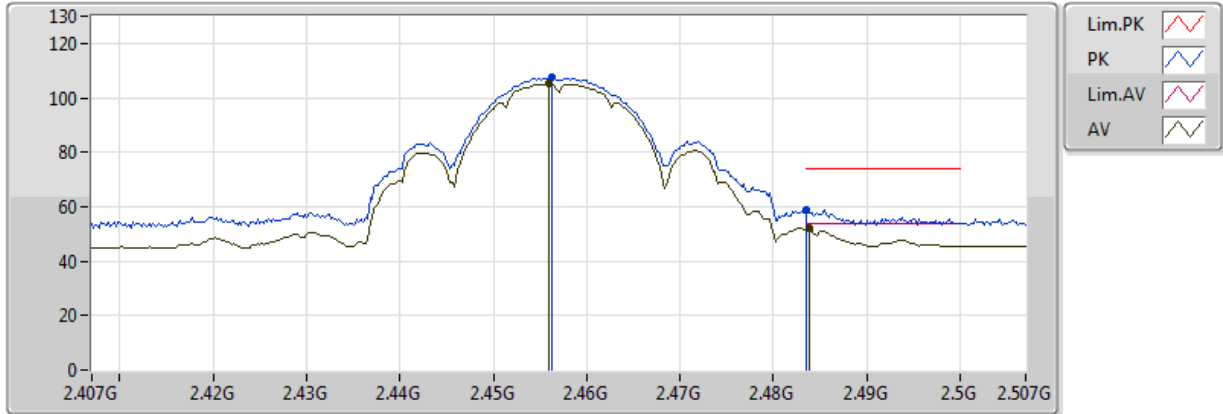
Lim.PK	
PK	
Lim.AV	
AV	

Type	Freq (Hz)	Level (dBuV/m)	Limit (dBuV/m)	Margin (dB)	Factor (dB)	Dist (m)	Condition	Azimuth (°)	Height (m)	Comments	Raw (dBuV)	AF (dB)	CL (dB)	PA (dB)
AV	4.87404G	43.46	54.00	-10.54	6.01	3	Horizontal	125	1.50	-	37.45	31.30	4.55	29.84
PK	4.87402G	52.62	74.00	-21.38	6.01	3	Horizontal	125	1.50	-	46.61	31.30	4.55	29.84

802.11b_Nss1,(1Mbps)_1TX

2457MHz_TX

16/03/2018

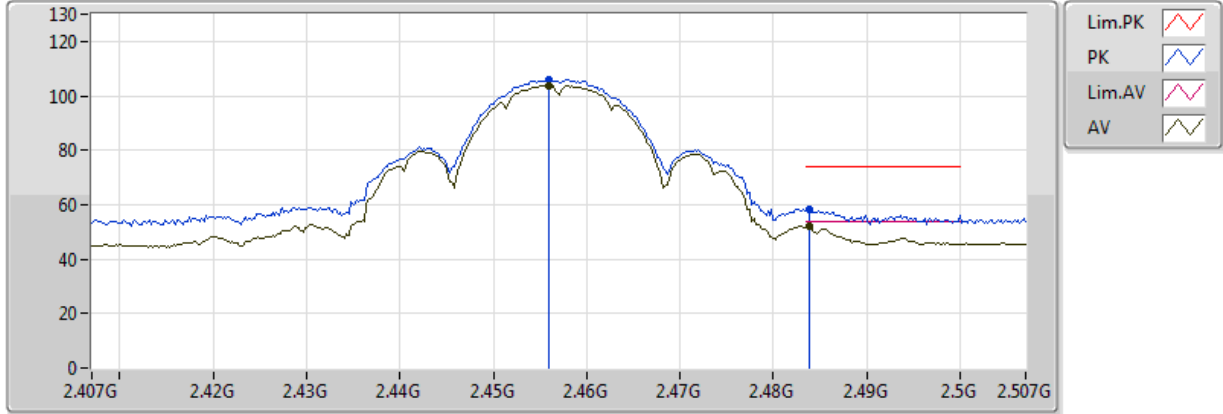


Type	Freq (Hz)	Level (dBuV/m)	Limit (dBuV/m)	Margin (dB)	Factor (dB)	Dist (m)	Condition	Azimuth (°)	Height (m)	Comments	Raw (dBuV)	AF (dB)	CL (dB)	PA (dB)
AV	2.456G	105.09	Inf	-Inf	30.69	3	Vertical	149	1.50	-	74.40	27.39	3.31	-
AV	2.4838G	52.18	54.00	-1.82	30.79	3	Vertical	149	1.50	-	21.39	27.46	3.33	-
PK	2.4562G	107.38	Inf	-Inf	30.69	3	Vertical	149	1.50	-	76.69	27.39	3.31	-
PK	2.483502G	58.87	74.00	-15.13	30.79	3	Vertical	149	1.50	-	28.08	27.46	3.33	-

802.11b_Nss1,(1Mbps)_1TX

2457MHz_TX

16/03/2018

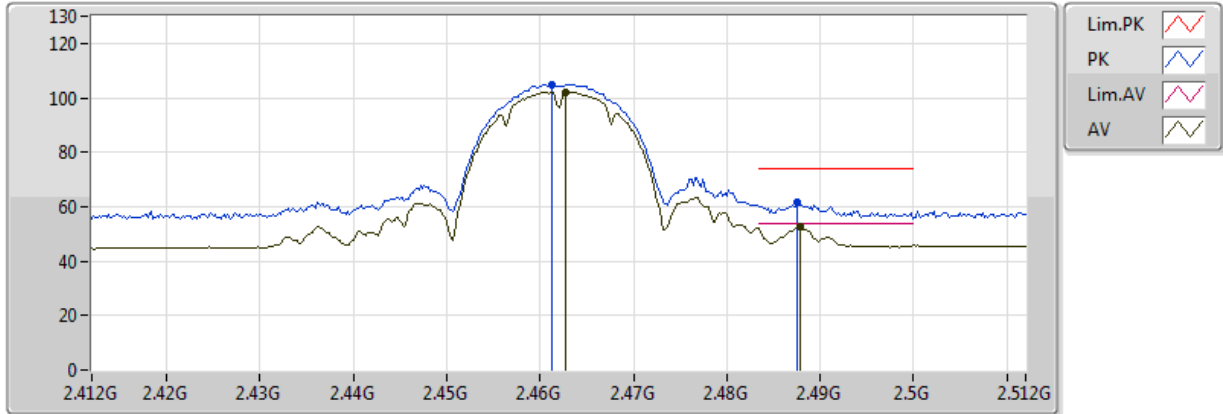


Type	Freq (Hz)	Level (dBuV/m)	Limit (dBuV/m)	Margin (dB)	Factor (dB)	Dist (m)	Condition	Azimuth (°)	Height (m)	Comments	Raw (dBuV)	AF (dB)	CL (dB)	PA (dB)
AV	2.456G	103.72	Inf	-Inf	30.69	3	Horizontal	24	2.57	-	73.03	27.39	3.31	-
AV	2.4838G	51.93	54.00	-2.07	30.79	3	Horizontal	24	2.57	-	21.14	27.46	3.33	-
PK	2.456G	105.96	Inf	-Inf	30.69	3	Horizontal	24	2.57	-	75.27	27.39	3.31	-
PK	2.4838G	58.32	74.00	-15.68	30.79	3	Horizontal	24	2.57	-	27.53	27.46	3.33	-

802.11b_Nss1,(1Mbps)_1TX

2462MHz_TX

14/03/2018

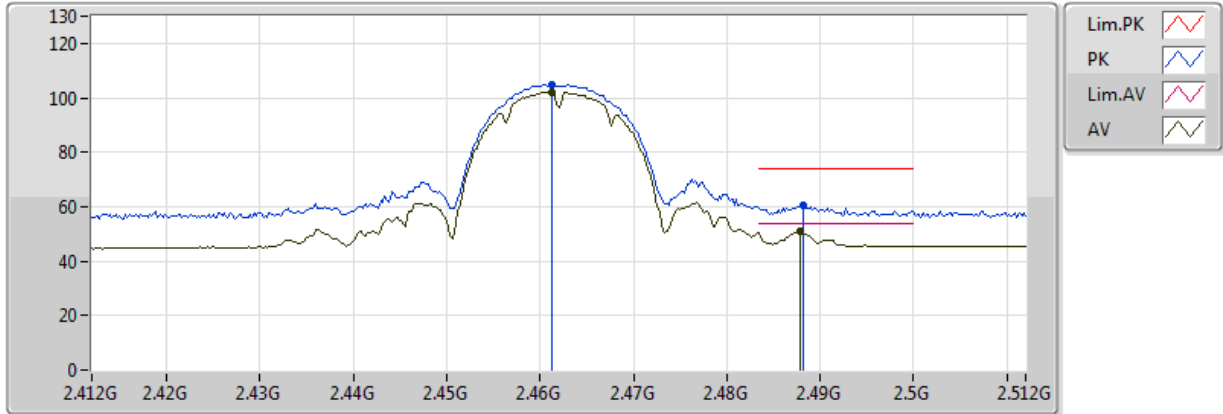


Type	Freq (Hz)	Level (dBuV/m)	Limit (dBuV/m)	Margin (dB)	Factor (dB)	Dist (m)	Condition	Azimuth (°)	Height (m)	Comments	Raw (dBuV)	AF (dB)	CL (dB)	PA (dB)
AV	2.4628G	102.26	Inf	-Inf	30.72	3	Vertical	149	2.60	-	71.54	27.40	3.31	-
AV	2.4878G	52.80	54.00	-1.20	30.81	3	Vertical	149	2.60	-	21.99	27.47	3.34	-
PK	2.4612G	104.90	Inf	-Inf	30.71	3	Vertical	149	2.60	-	74.19	27.40	3.31	-
PK	2.4876G	61.51	74.00	-12.49	30.81	3	Vertical	149	2.60	-	30.70	27.47	3.34	-

802.11b_Nss1,(1Mbps)_1TX

2462MHz_TX

14/03/2018

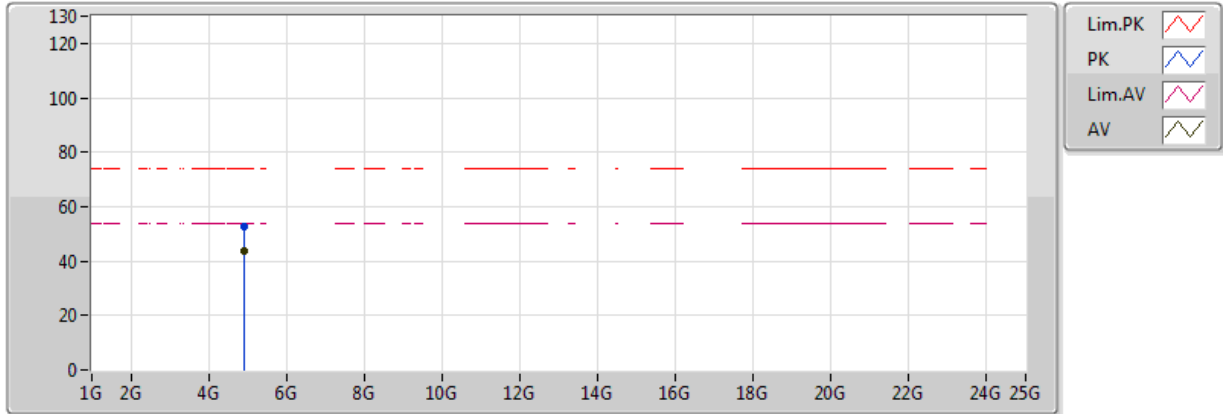


Type	Freq (Hz)	Level (dBuV/m)	Limit (dBuV/m)	Margin (dB)	Factor (dB)	Dist (m)	Condition	Azimuth (°)	Height (m)	Comments	Raw (dBuV)	AF (dB)	CL (dB)	PA (dB)
AV	2.4612G	102.07	Inf	-Inf	30.71	3	Horizontal	110	2.64	-	71.36	27.40	3.31	-
AV	2.4878G	50.79	54.00	-3.21	30.81	3	Horizontal	110	2.64	-	19.98	27.47	3.34	-
PK	2.4612G	104.83	Inf	-Inf	30.71	3	Horizontal	110	2.64	-	74.12	27.40	3.31	-
PK	2.4882G	60.24	74.00	-13.76	30.81	3	Horizontal	110	2.64	-	29.43	27.47	3.34	-

802.11b_Nss1,(1Mbps)_1TX

2462MHz_TX

14/03/2018

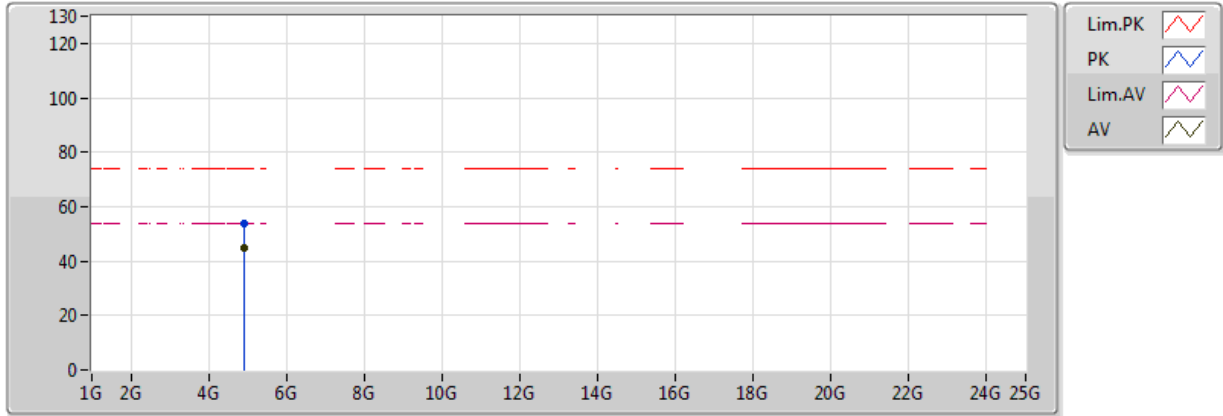


Type	Freq (Hz)	Level (dBuV/m)	Limit (dBuV/m)	Margin (dB)	Factor (dB)	Dist (m)	Condition	Azimuth (°)	Height (m)	Comments	Raw (dBuV)	AF (dB)	CL (dB)	PA (dB)
AV	4.92404G	43.86	54.00	-10.14	6.13	3	Vertical	152	3.41	-	37.73	31.38	4.57	29.83
PK	4.92398G	52.58	74.00	-21.42	6.13	3	Vertical	152	3.41	-	46.45	31.38	4.57	29.83

802.11b_Nss1,(1Mbps)_1TX

2462MHz_TX

14/03/2018

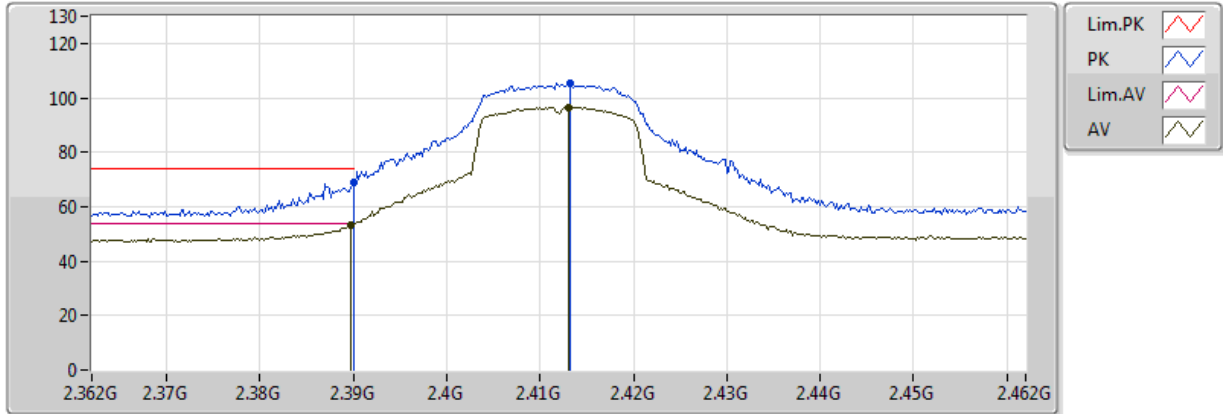


Type	Freq (Hz)	Level (dBuV/m)	Limit (dBuV/m)	Margin (dB)	Factor (dB)	Dist (m)	Condition	Azimuth (°)	Height (m)	Comments	Raw (dBuV)	AF (dB)	CL (dB)	PA (dB)
AV	4.92404G	44.68	54.00	-9.32	6.13	3	Horizontal	136	1.18	-	38.55	31.38	4.57	29.83
PK	4.92408G	53.89	74.00	-20.11	6.13	3	Horizontal	136	1.18	-	47.76	31.38	4.57	29.83

802.11g_Nss1,(6Mbps)_1TX

2412MHz_TX

10/03/2018



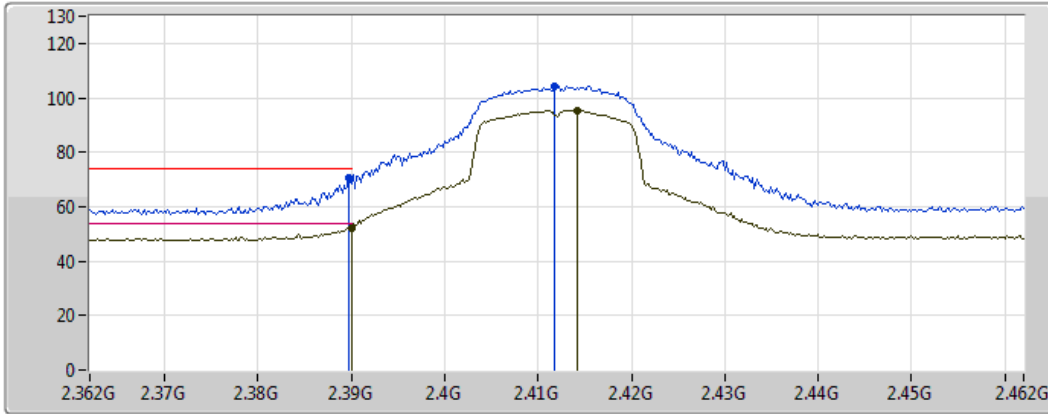
Type	Freq (Hz)	Level (dBuV/m)	Limit (dBuV/m)	Margin (dB)	Factor (dB)	Dist (m)	Condition	Azimuth (°)	Height (m)	Comments	Raw (dBuV)	AF (dB)	CL (dB)	PA (dB)
AV	2.3898G	53.40	54.00	-0.60	30.45	3	Vertical	137	2.54	-	22.95	27.21	3.24	-
AV	2.413G	96.54	Inf	-Inf	30.54	3	Vertical	137	2.54	-	66.00	27.27	3.26	-
PK	2.389998G	68.88	74.00	-5.12	30.45	3	Vertical	137	2.54	-	38.43	27.21	3.24	-
PK	2.4132G	105.43	Inf	-Inf	30.54	3	Vertical	137	2.54	-	74.89	27.27	3.26	-



802.11g_Nss1,(6Mbps)_1TX

2412MHz_TX

10/03/2018



Legend for the spectrum plot:

- Lim.PK: Red line with a peak icon
- PK: Blue line with a peak icon
- Lim.AV: Pink line with a peak icon
- AV: Green line with a peak icon

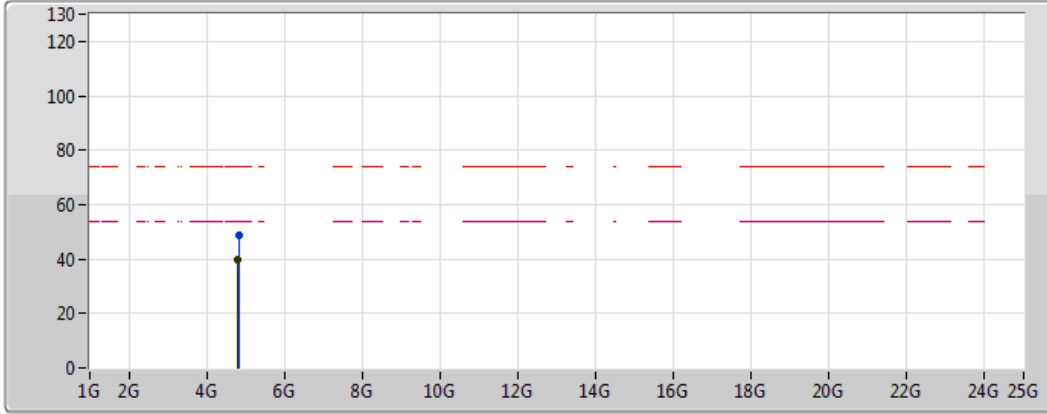
Type	Freq (Hz)	Level (dBuV/m)	Limit (dBuV/m)	Margin (dB)	Factor (dB)	Dist (m)	Condition	Azimuth (°)	Height (m)	Comments	Raw (dBuV)	AF (dB)	CL (dB)	PA (dB)
AV	2.389998G	52.12	54.00	-1.88	30.45	3	Horizontal	102	2.46	-	21.67	27.21	3.24	-
AV	2.4142G	95.17	Inf	-Inf	30.54	3	Horizontal	102	2.46	-	64.63	27.28	3.26	-
PK	2.3898G	70.35	74.00	-3.65	30.45	3	Horizontal	102	2.46	-	39.90	27.21	3.24	-
PK	2.4118G	104.16	Inf	-Inf	30.53	3	Horizontal	102	2.46	-	73.63	27.27	3.26	-



802.11g_Nss1,(6Mbps)_1TX

2412MHz_TX

09/03/2018



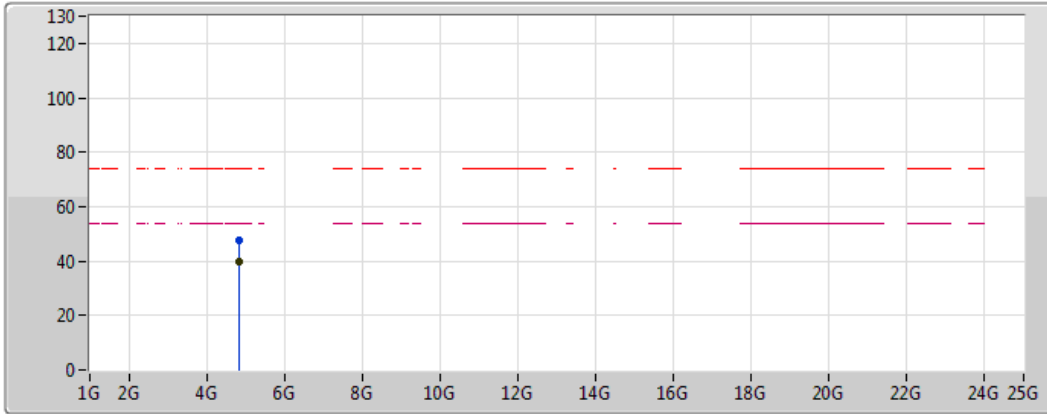
Lim.PK	
PK	
Lim.AV	
AV	

Type	Freq (Hz)	Level (dBuV/m)	Limit (dBuV/m)	Margin (dB)	Factor (dB)	Dist (m)	Condition	Azimuth (°)	Height (m)	Comments	Raw (dBuV)	AF (dB)	CL (dB)	PA (dB)
AV	4.8147G	39.77	54.00	-14.23	6.30	3	Vertical	60	1.50	-	33.47	31.20	10.27	35.17
PK	4.82004G	48.66	74.00	-25.34	6.31	3	Vertical	60	1.50	-	42.35	31.21	10.28	35.18

802.11g_Nss1,(6Mbps)_1TX

2412MHz_TX

09/03/2018

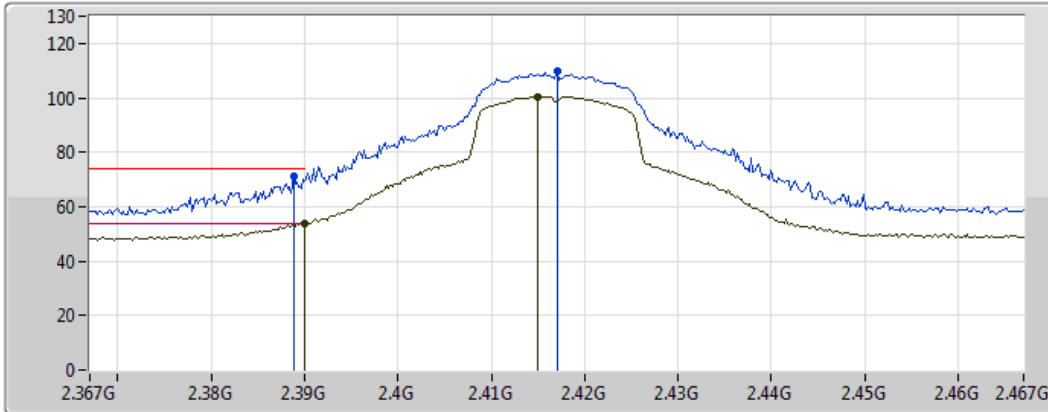






Type	Freq (Hz)	Level (dBuV/m)	Limit (dBuV/m)	Margin (dB)	Factor (dB)	Dist (m)	Condition	Azimuth (°)	Height (m)	Comments	Raw (dBuV)	AF (dB)	CL (dB)	PA (dB)
AV	4.83072G	39.87	54.00	-14.13	6.33	3	Horizontal	10	2.97	-	33.54	31.23	10.28	35.18
PK	4.82694G	47.59	74.00	-26.41	6.33	3	Horizontal	10	2.97	-	41.26	31.22	10.28	35.18

802.11g_Nss1,(6Mbps)_1TX

2417MHz_TX

10/03/2018



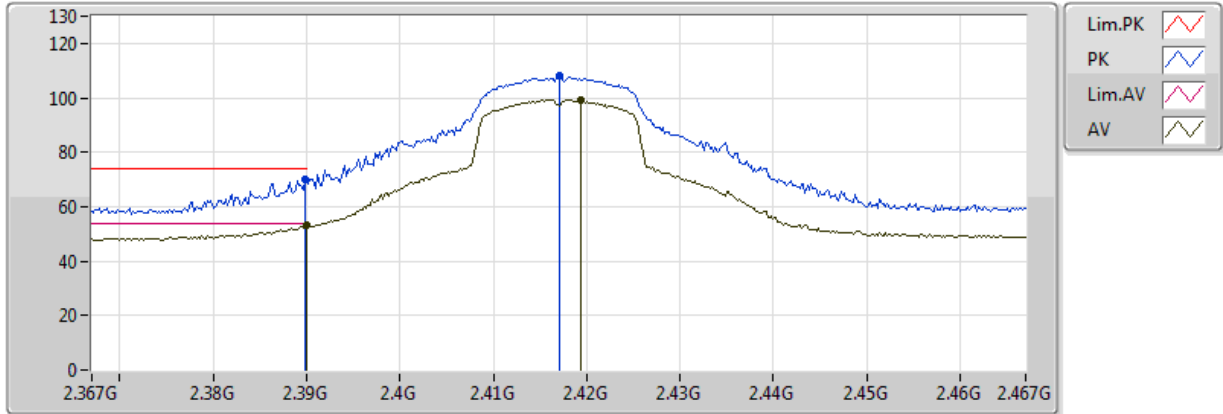
Lim.PK	
PK	
Lim.AV	
AV	

Type	Freq (Hz)	Level (dBuV/m)	Limit (dBuV/m)	Margin (dB)	Factor (dB)	Dist (m)	Condition	Azimuth (°)	Height (m)	Comments	Raw (dBuV)	AF (dB)	CL (dB)	PA (dB)
AV	2.415G	100.51	Inf	-Inf	30.54	3	Vertical	138	2.53	-	69.97	27.28	3.27	-
AV	2.389998G	53.73	54.00	-0.27	30.45	3	Vertical	138	2.53	-	23.28	27.21	3.24	-
PK	2.417G	109.55	Inf	-Inf	30.55	3	Vertical	138	2.53	-	79.00	27.28	3.27	-
PK	2.3888G	71.10	74.00	-2.90	30.45	3	Vertical	138	2.53	-	40.65	27.21	3.24	-

802.11g_Nss1,(6Mbps)_1TX

2417MHz_TX

10/03/2018

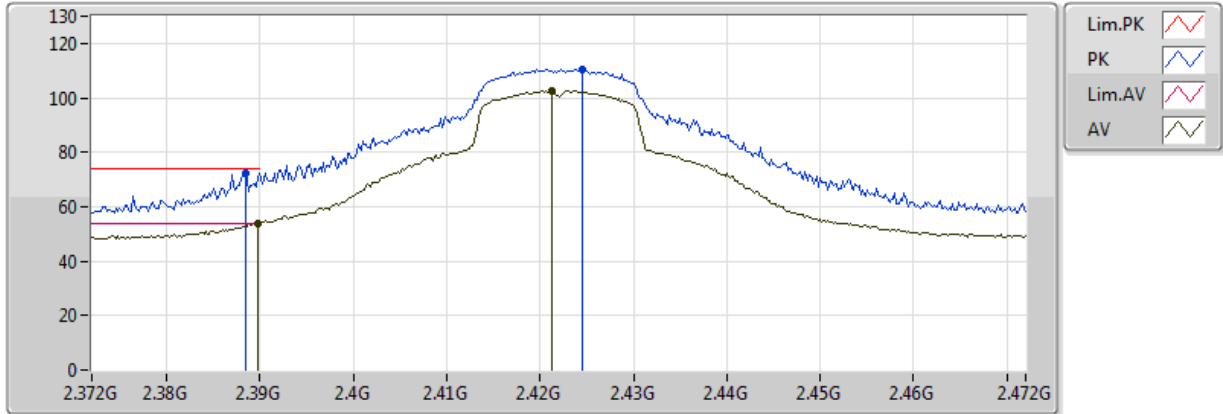


Type	Freq (Hz)	Level (dBuV/m)	Limit (dBuV/m)	Margin (dB)	Factor (dB)	Dist (m)	Condition	Azimuth (°)	Height (m)	Comments	Raw (dBuV)	AF (dB)	CL (dB)	PA (dB)
AV	2.389998G	53.04	54.00	-0.96	30.45	3	Horizontal	104	2.39	-	22.59	27.21	3.24	-
AV	2.4194G	99.14	Inf	-Inf	30.56	3	Horizontal	104	2.39	-	68.58	27.29	3.27	-
PK	2.3898G	69.78	74.00	-4.22	30.45	3	Horizontal	104	2.39	-	39.33	27.21	3.24	-
PK	2.417G	108.23	Inf	-Inf	30.55	3	Horizontal	104	2.39	-	77.68	27.28	3.27	-

802.11g_Nss1,(6Mbps)_1TX

2422MHz_TX

10/03/2018

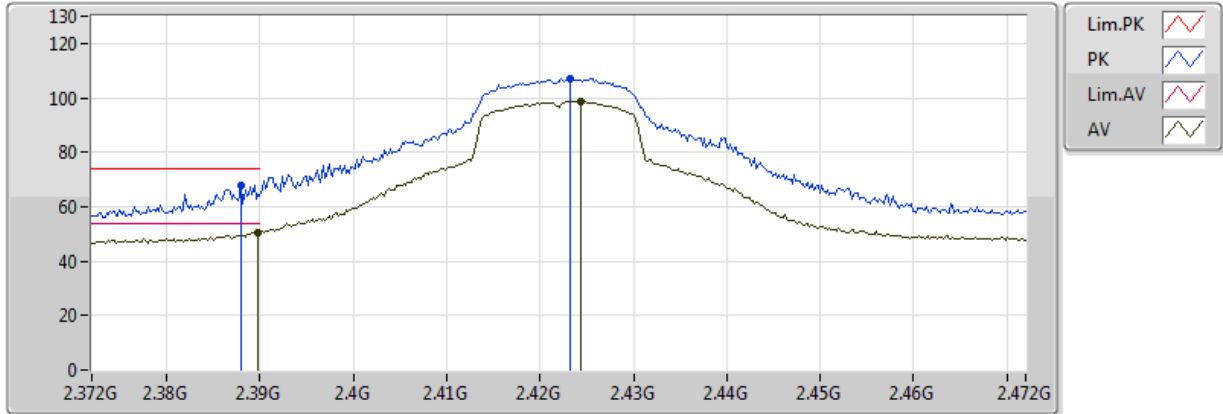


Type	Freq (Hz)	Level (dBuV/m)	Limit (dBuV/m)	Margin (dB)	Factor (dB)	Dist (m)	Condition	Azimuth (°)	Height (m)	Comments	Raw (dBuV)	AF (dB)	CL (dB)	PA (dB)
AV	2.3898G	53.87	54.00	-0.13	30.45	3	Vertical	78	2.62	-	23.42	27.21	3.24	-
AV	2.4212G	102.46	Inf	-Inf	30.57	3	Vertical	78	2.62	-	71.89	27.30	3.27	-
PK	2.3884G	72.16	74.00	-1.84	30.45	3	Vertical	78	2.62	-	41.71	27.21	3.24	-
PK	2.4246G	110.51	Inf	-Inf	30.58	3	Vertical	78	2.62	-	79.93	27.30	3.27	-

802.11g_Nss1,(6Mbps)_1TX

2422MHz_TX

10/03/2018

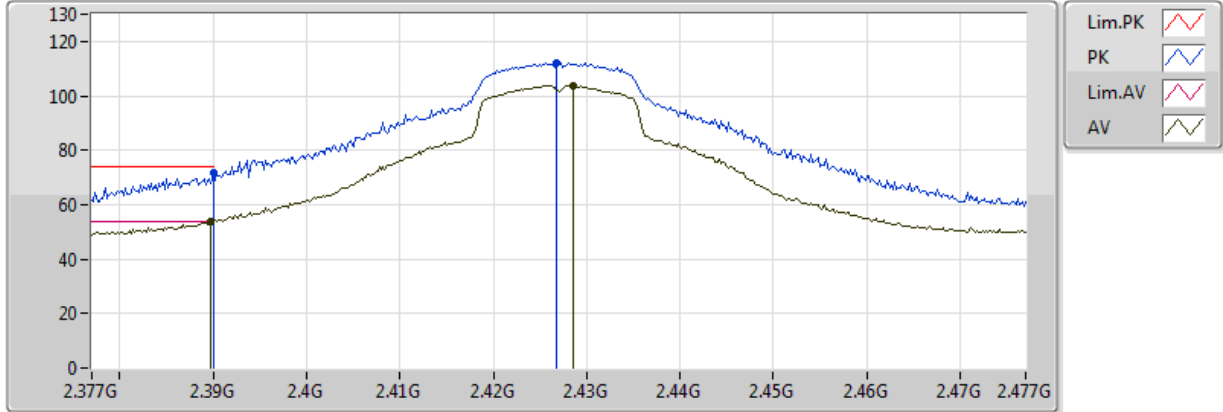


Type	Freq (Hz)	Level (dBuV/m)	Limit (dBuV/m)	Margin (dB)	Factor (dB)	Dist (m)	Condition	Azimuth (°)	Height (m)	Comments	Raw (dBuV)	AF (dB)	CL (dB)	PA (dB)
AV	2.3898G	50.24	54.00	-3.76	30.45	3	Horizontal	105	2.68	-	19.79	27.21	3.24	-
AV	2.4244G	98.76	Inf	-Inf	30.58	3	Horizontal	105	2.68	-	68.18	27.30	3.27	-
PK	2.388G	68.04	74.00	-5.96	30.45	3	Horizontal	105	2.68	-	37.59	27.21	3.24	-
PK	2.4232G	107.09	Inf	-Inf	30.57	3	Horizontal	105	2.68	-	76.52	27.30	3.27	-

802.11g_Nss1,(6Mbps)_1TX

2427MHz_TX

10/03/2018

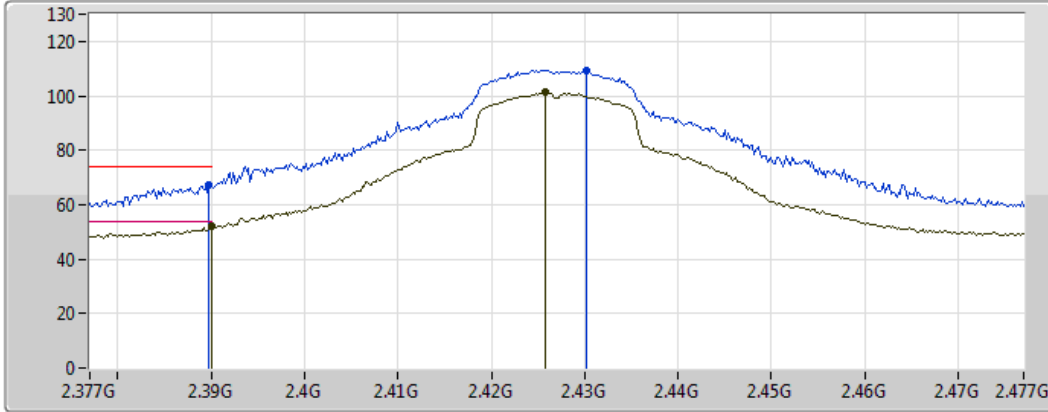


Type	Freq (Hz)	Level (dBuV/m)	Limit (dBuV/m)	Margin (dB)	Factor (dB)	Dist (m)	Condition	Azimuth (°)	Height (m)	Comments	Raw (dBuV)	AF (dB)	CL (dB)	PA (dB)
AV	2.3898G	53.77	54.00	-0.23	30.45	3	Vertical	82	2.66	-	23.32	27.21	3.24	-
AV	2.4286G	103.85	Inf	-Inf	30.59	3	Vertical	82	2.66	-	73.26	27.31	3.28	-
PK	2.389998G	72.00	74.00	-2.00	30.45	3	Vertical	82	2.66	-	41.55	27.21	3.24	-
PK	2.4268G	112.15	Inf	-Inf	30.59	3	Vertical	82	2.66	-	81.56	27.31	3.28	-

802.11g_Nss1,(6Mbps)_1TX

2427MHz_TX

10/03/2018

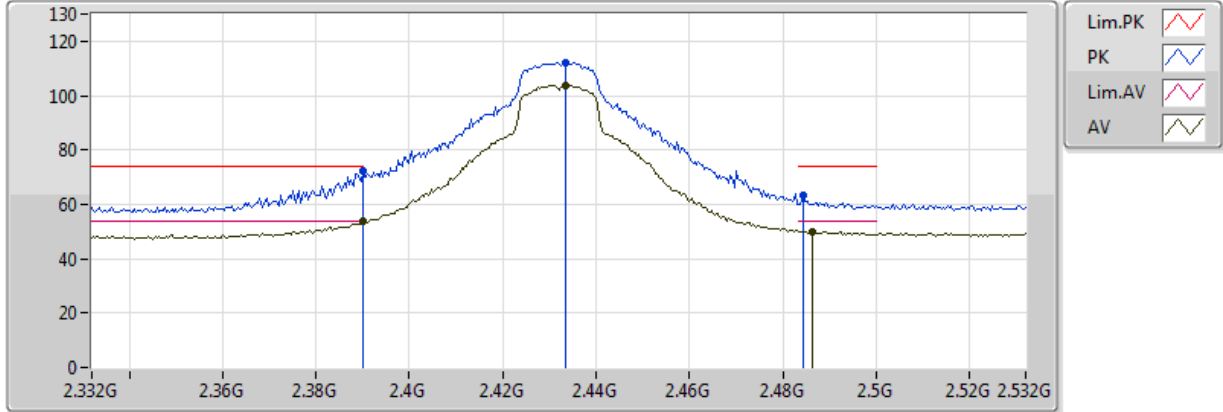


Type	Freq (Hz)	Level (dBuV/m)	Limit (dBuV/m)	Margin (dB)	Factor (dB)	Dist (m)	Condition	Azimuth (°)	Height (m)	Comments	Raw (dBuV)	AF (dB)	CL (dB)	PA (dB)
AV	2.389998G	51.92	54.00	-2.08	30.45	3	Horizontal	103	2.67	-	21.47	27.21	3.24	-
AV	2.4258G	101.28	Inf	-Inf	30.58	3	Horizontal	103	2.67	-	70.70	27.31	3.28	-
PK	2.3898G	67.09	74.00	-6.91	30.45	3	Horizontal	103	2.67	-	36.64	27.21	3.24	-
PK	2.4302G	109.43	Inf	-Inf	30.60	3	Horizontal	103	2.67	-	78.83	27.32	3.28	-

802.11g_Nss1,(6Mbps)_1TX

2432MHz_TX

10/03/2018

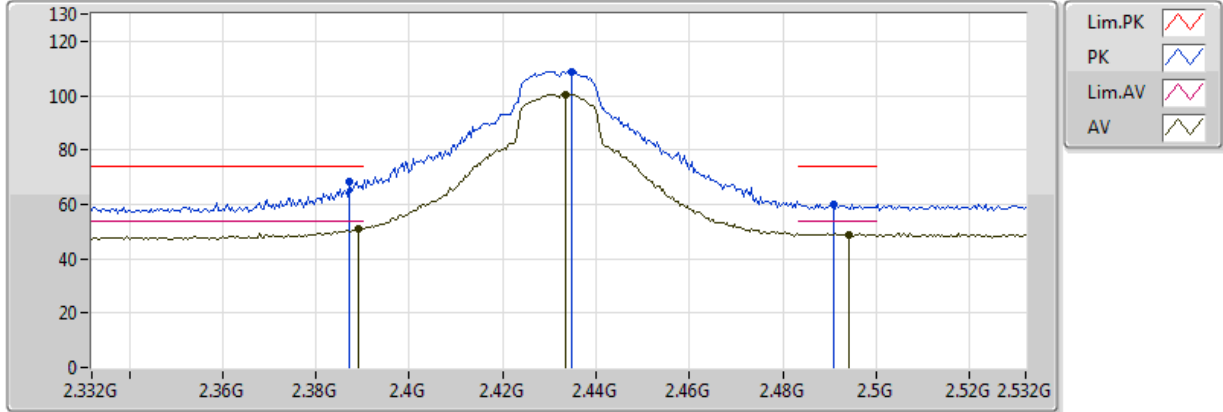


Type	Freq (Hz)	Level (dBuV/m)	Limit (dBuV/m)	Margin (dB)	Factor (dB)	Dist (m)	Condition	Azimuth (°)	Height (m)	Comments	Raw (dBuV)	AF (dB)	CL (dB)	PA (dB)
AV	2.389998G	53.62	54.00	-0.38	30.45	3	Vertical	83	2.66	-	23.17	27.21	3.24	-
AV	2.4336G	103.78	Inf	-Inf	30.61	3	Vertical	83	2.66	-	73.17	27.33	3.28	-
AV	2.4864G	50.13	54.00	-3.87	30.80	3	Vertical	83	2.66	-	19.33	27.46	3.34	-
PK	2.389998G	72.14	74.00	-1.86	30.45	3	Vertical	83	2.66	-	41.69	27.21	3.24	-
PK	2.4336G	112.04	Inf	-Inf	30.61	3	Vertical	83	2.66	-	81.43	27.33	3.28	-
PK	2.4844G	63.14	74.00	-10.86	30.79	3	Vertical	83	2.66	-	32.35	27.46	3.33	-

802.11g_Nss1,(6Mbps)_1TX

2432MHz_TX

10/03/2018

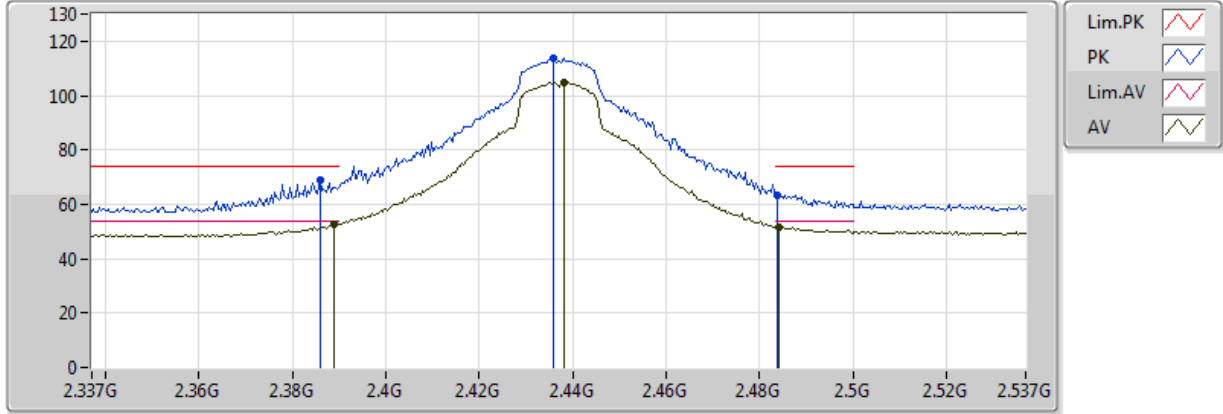


Type	Freq (Hz)	Level (dBuV/m)	Limit (dBuV/m)	Margin (dB)	Factor (dB)	Dist (m)	Condition	Azimuth (°)	Height (m)	Comments	Raw (dBuV)	AF (dB)	CL (dB)	PA (dB)
AV	2.3892G	51.11	54.00	-2.89	30.45	3	Horizontal	97	1.24	-	20.66	27.21	3.24	-
AV	2.4336G	100.44	Inf	-Inf	30.61	3	Horizontal	97	1.24	-	69.83	27.33	3.28	-
AV	2.494G	48.96	54.00	-5.04	30.83	3	Horizontal	97	1.24	-	18.13	27.48	3.34	-
PK	2.3872G	68.26	74.00	-5.74	30.45	3	Horizontal	97	1.24	-	37.81	27.21	3.24	-
PK	2.4348G	108.78	Inf	-Inf	30.62	3	Horizontal	97	1.24	-	78.16	27.33	3.28	-
PK	2.4908G	60.14	74.00	-13.86	30.82	3	Horizontal	97	1.24	-	29.32	27.48	3.34	-

802.11g_Nss1,(6Mbps)_1TX

2437MHz_TX

10/03/2018

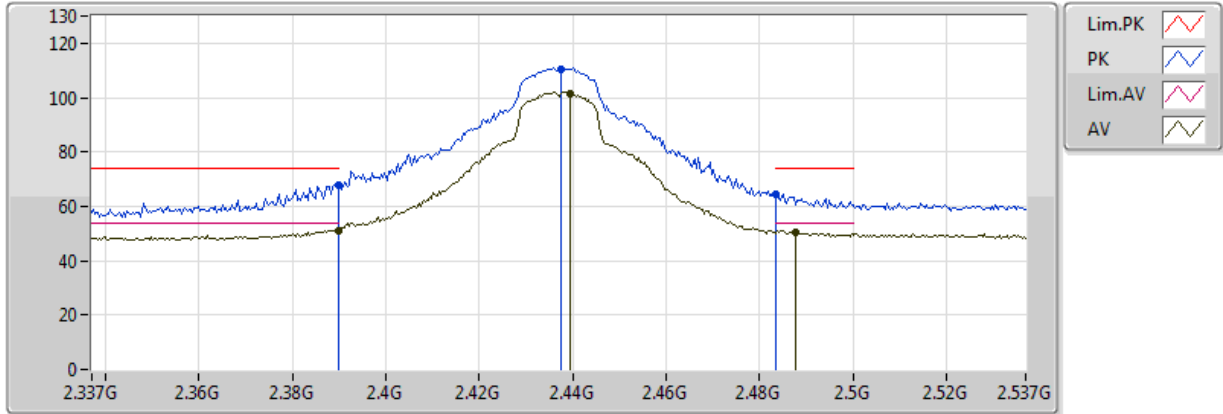


Type	Freq (Hz)	Level (dBuV/m)	Limit (dBuV/m)	Margin (dB)	Factor (dB)	Dist (m)	Condition	Azimuth (°)	Height (m)	Comments	Raw (dBuV)	AF (dB)	CL (dB)	PA (dB)
AV	2.389G	52.73	54.00	-1.27	30.45	3	Vertical	82	2.64	-	22.28	27.21	3.24	-
AV	2.4382G	104.93	Inf	-Inf	30.63	3	Vertical	82	2.64	-	74.30	27.34	3.29	-
AV	2.4842G	51.83	54.00	-2.17	30.79	3	Vertical	82	2.64	-	21.04	27.46	3.33	-
PK	2.3858G	68.80	74.00	-5.20	30.44	3	Vertical	82	2.64	-	38.36	27.20	3.24	-
PK	2.4358G	113.63	Inf	-Inf	30.62	3	Vertical	82	2.64	-	83.01	27.33	3.29	-
PK	2.4838G	63.50	74.00	-10.50	30.79	3	Vertical	82	2.64	-	32.71	27.46	3.33	-

802.11g_Nss1,(6Mbps)_1TX

2437MHz_TX

10/03/2018



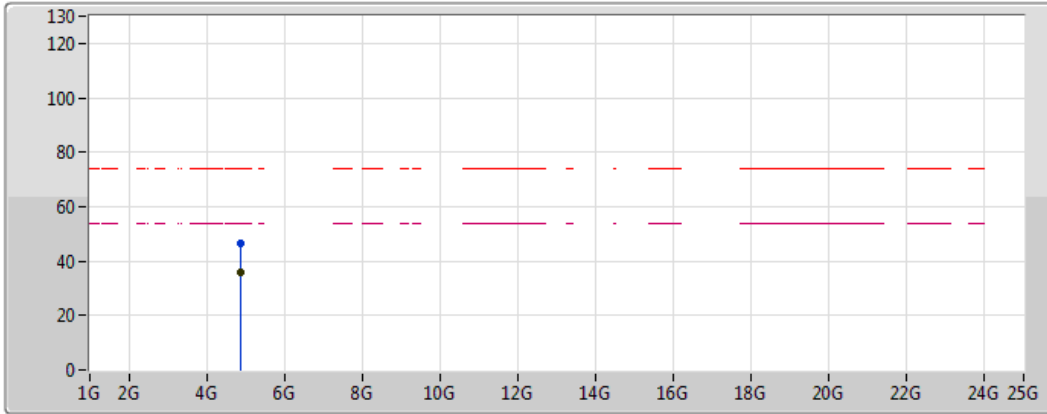
Type	Freq (Hz)	Level (dBuV/m)	Limit (dBuV/m)	Margin (dB)	Factor (dB)	Dist (m)	Condition	Azimuth (°)	Height (m)	Comments	Raw (dBuV)	AF (dB)	CL (dB)	PA (dB)
AV	2.3898G	51.12	54.00	-2.88	30.45	3	Horizontal	105	2.78	-	20.67	27.21	3.24	-
AV	2.4394G	101.50	Inf	-Inf	30.63	3	Horizontal	105	2.78	-	70.87	27.34	3.29	-
AV	2.4878G	50.18	54.00	-3.82	30.81	3	Horizontal	105	2.78	-	19.37	27.47	3.34	-
PK	2.3898G	67.57	74.00	-6.43	30.45	3	Horizontal	105	2.78	-	37.12	27.21	3.24	-
PK	2.4374G	110.46	Inf	-Inf	30.62	3	Horizontal	105	2.78	-	79.84	27.34	3.29	-
PK	2.483502G	64.64	74.00	-9.36	30.79	3	Horizontal	105	2.78	-	33.85	27.46	3.33	-



802.11g_Nss1,(6Mbps)_1TX

2437MHz_TX

09/03/2018



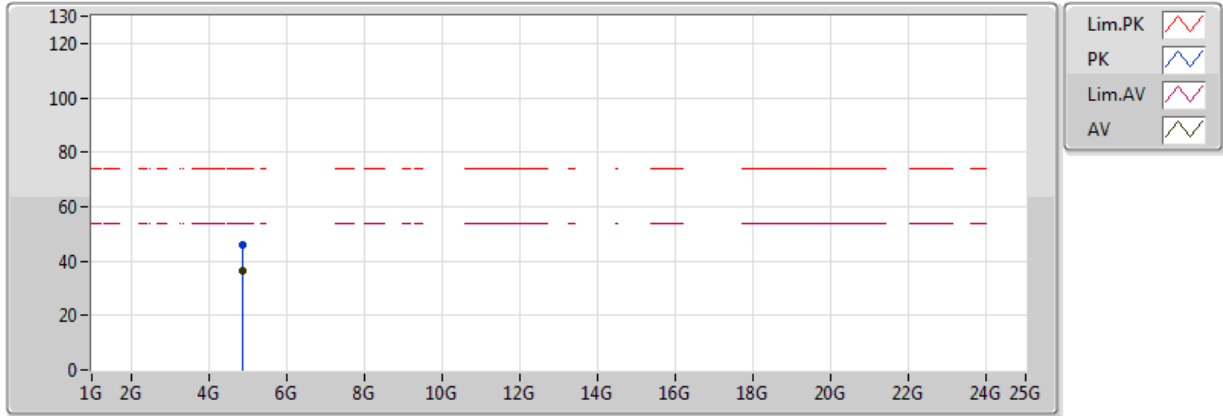
Lim.PK	
PK	
Lim.AV	
AV	

Type	Freq (Hz)	Level (dBuV/m)	Limit (dBuV/m)	Margin (dB)	Factor (dB)	Dist (m)	Condition	Azimuth (°)	Height (m)	Comments	Raw (dBuV)	AF (dB)	CL (dB)	PA (dB)
AV	4.88648G	36.03	54.00	-17.97	6.45	3	Vertical	241	1.50	-	29.58	31.32	10.33	35.20
PK	4.88852G	46.50	74.00	-27.50	6.46	3	Vertical	241	1.50	-	40.04	31.32	10.33	35.20

802.11g_Nss1,(6Mbps)_1TX

2437MHz_TX

09/03/2018

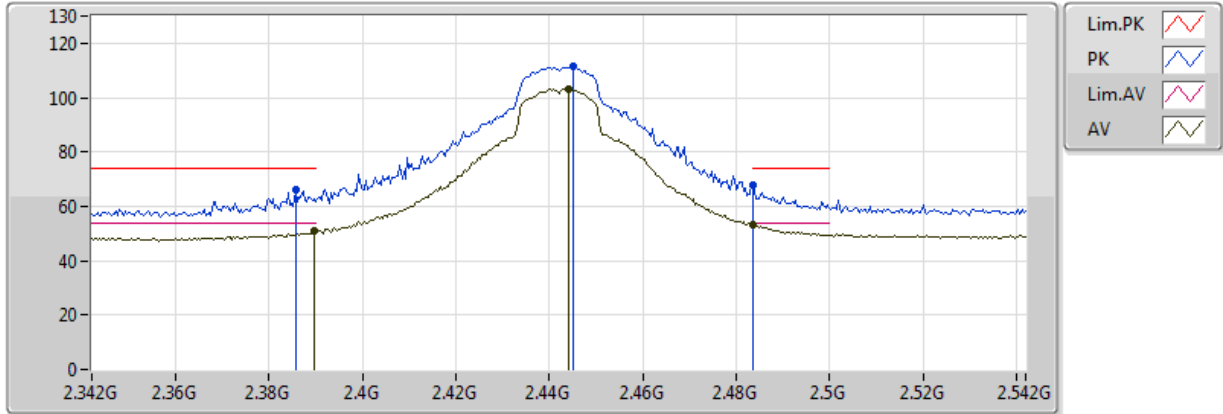


Type	Freq (Hz)	Level (dBuV/m)	Limit (dBuV/m)	Margin (dB)	Factor (dB)	Dist (m)	Condition	Azimuth (°)	Height (m)	Comments	Raw (dBuV)	AF (dB)	CL (dB)	PA (dB)
AV	4.88792G	36.17	54.00	-17.83	6.45	3	Horizontal	324	1.69	-	29.72	31.32	10.33	35.20
PK	4.88762G	46.18	74.00	-27.82	6.45	3	Horizontal	324	1.69	-	39.73	31.32	10.33	35.20

802.11g_Nss1,(6Mbps)_1TX

2442MHz_TX

10/03/2018

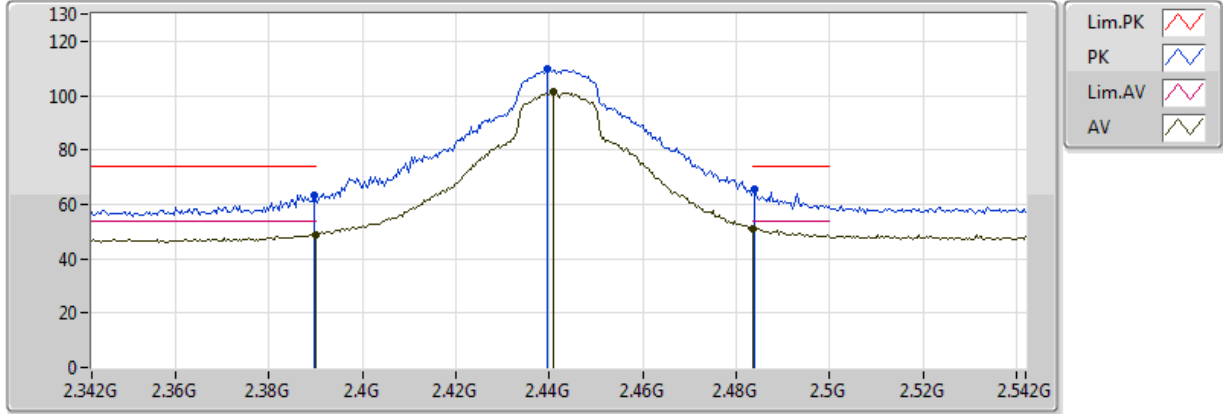


Type	Freq (Hz)	Level (dBuV/m)	Limit (dBuV/m)	Margin (dB)	Factor (dB)	Dist (m)	Condition	Azimuth (°)	Height (m)	Comments	Raw (dBuV)	AF (dB)	CL (dB)	PA (dB)
AV	2.3896G	51.00	54.00	-3.00	30.45	3	Vertical	144	2.72	-	20.55	27.21	3.24	-
AV	2.444G	103.20	Inf	-Inf	30.65	3	Vertical	144	2.72	-	72.55	27.35	3.29	-
AV	2.483502G	53.47	54.00	-0.53	30.79	3	Vertical	144	2.72	-	22.68	27.46	3.33	-
PK	2.3856G	65.90	74.00	-8.10	30.44	3	Vertical	144	2.72	-	35.46	27.20	3.24	-
PK	2.4452G	111.39	Inf	-Inf	30.65	3	Vertical	144	2.72	-	80.74	27.36	3.30	-
PK	2.483502G	67.53	74.00	-6.47	30.79	3	Vertical	144	2.72	-	36.74	27.46	3.33	-

802.11g_Nss1,(6Mbps)_1TX

2442MHz_TX

10/03/2018

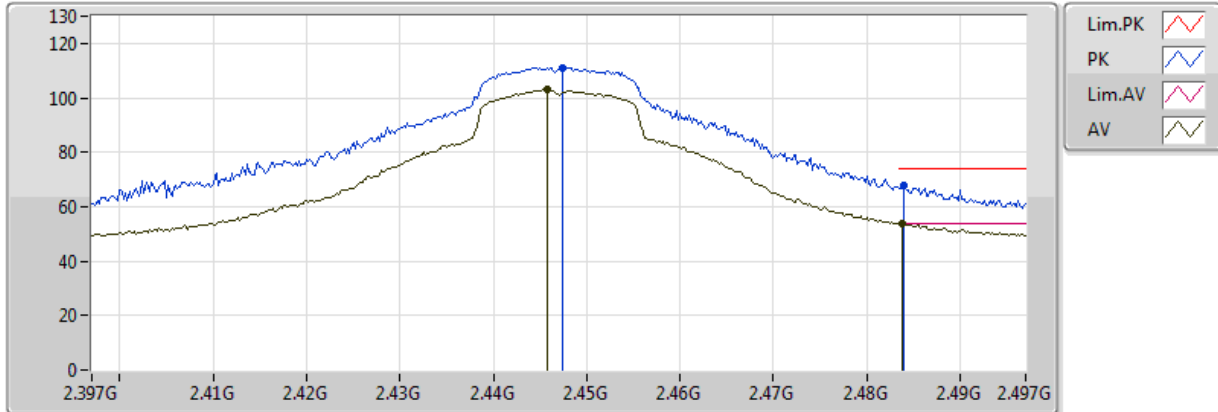


Type	Freq (Hz)	Level (dBuV/m)	Limit (dBuV/m)	Margin (dB)	Factor (dB)	Dist (m)	Condition	Azimuth (°)	Height (m)	Comments	Raw (dBuV)	AF (dB)	CL (dB)	PA (dB)
AV	2.389998G	48.83	54.00	-5.17	30.45	3	Horizontal	105	2.70	-	18.38	27.21	3.24	-
AV	2.4408G	101.32	Inf	-Inf	30.64	3	Horizontal	105	2.70	-	70.68	27.35	3.29	-
AV	2.483502G	51.06	54.00	-2.94	30.79	3	Horizontal	105	2.70	-	20.27	27.46	3.33	-
PK	2.3896G	63.48	74.00	-10.52	30.45	3	Horizontal	105	2.70	-	33.03	27.21	3.24	-
PK	2.4396G	109.87	Inf	-Inf	30.63	3	Horizontal	105	2.70	-	79.24	27.34	3.29	-
PK	2.484G	65.48	74.00	-8.52	30.79	3	Horizontal	105	2.70	-	34.69	27.46	3.33	-

802.11g_Nss1,(6Mbps)_1TX

2447MHz_TX

10/03/2018

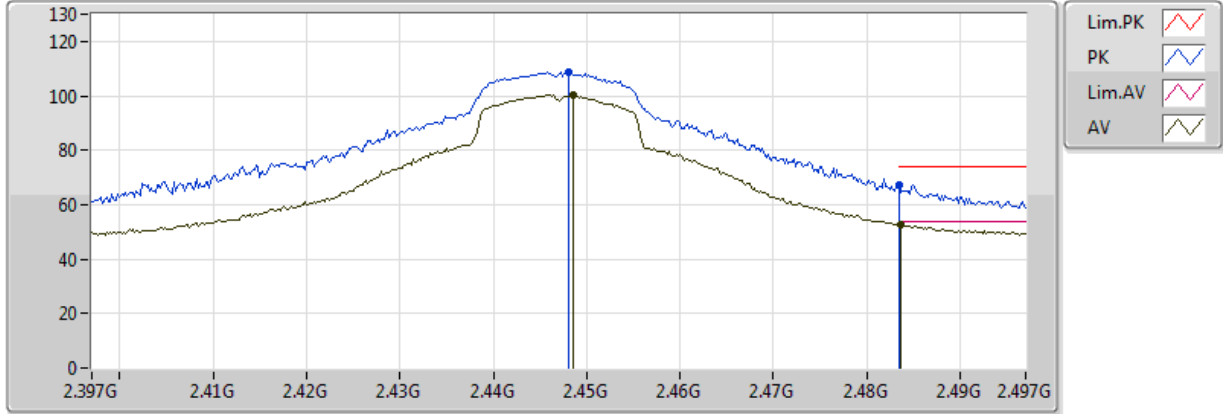


Type	Freq (Hz)	Level (dBuV/m)	Limit (dBuV/m)	Margin (dB)	Factor (dB)	Dist (m)	Condition	Azimuth (°)	Height (m)	Comments	Raw (dBuV)	AF (dB)	CL (dB)	PA (dB)
AV	2.4458G	103.07	Inf	-Inf	30.65	3	Vertical	144	2.73	-	72.42	27.36	3.30	-
AV	2.4838G	53.74	54.00	-0.26	30.79	3	Vertical	144	2.73	-	22.95	27.46	3.33	-
PK	2.4474G	111.18	Inf	-Inf	30.66	3	Vertical	144	2.73	-	80.52	27.36	3.30	-
PK	2.484G	67.62	74.00	-6.38	30.79	3	Vertical	144	2.73	-	36.83	27.46	3.33	-

802.11g_Nss1,(6Mbps)_1TX

2447MHz_TX

10/03/2018



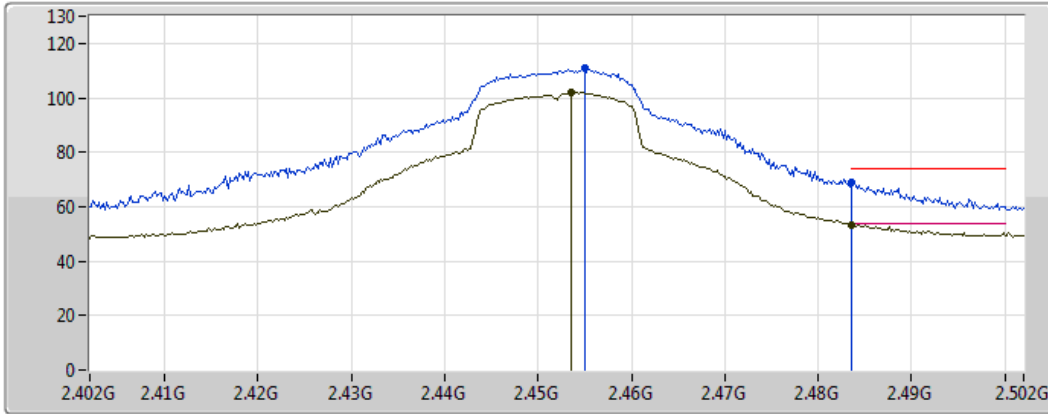
Type	Freq (Hz)	Level (dBuV/m)	Limit (dBuV/m)	Margin (dB)	Factor (dB)	Dist (m)	Condition	Azimuth (°)	Height (m)	Comments	Raw (dBuV)	AF (dB)	CL (dB)	PA (dB)
AV	2.4486G	100.33	Inf	-Inf	30.66	3	Horizontal	89	1.11	-	69.67	27.37	3.30	-
AV	2.4836G	52.72	54.00	-1.28	30.79	3	Horizontal	89	1.11	-	21.93	27.46	3.33	-
PK	2.448G	108.73	Inf	-Inf	30.66	3	Horizontal	89	1.11	-	78.07	27.36	3.30	-
PK	2.483502G	67.26	74.00	-6.74	30.79	3	Horizontal	89	1.11	-	36.47	27.46	3.33	-



802.11g_Nss1,(6Mbps)_1TX

2452MHz_TX

10/03/2018



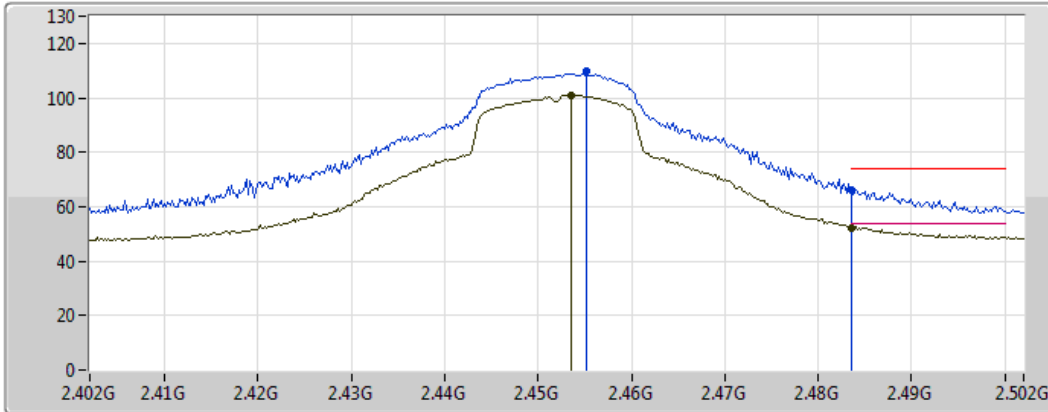
Lim.PK	
PK	
Lim.AV	
AV	





Type	Freq (Hz)	Level (dBuV/m)	Limit (dBuV/m)	Margin (dB)	Factor (dB)	Dist (m)	Condition	Azimuth (°)	Height (m)	Comments	Raw (dBuV)	AF (dB)	CL (dB)	PA (dB)
AV	2.4536G	102.23	Inf	-Inf	30.68	3	Vertical	141	2.76	-	71.55	27.38	3.30	-
AV	2.4836G	53.51	54.00	-0.49	30.79	3	Vertical	141	2.76	-	22.72	27.46	3.33	-
PK	2.455G	111.15	Inf	-Inf	30.69	3	Vertical	141	2.76	-	80.46	27.38	3.31	-
PK	2.4836G	69.19	74.00	-4.81	30.79	3	Vertical	141	2.76	-	38.40	27.46	3.33	-

802.11g_Nss1,(6Mbps)_1TX

2452MHz_TX

10/03/2018



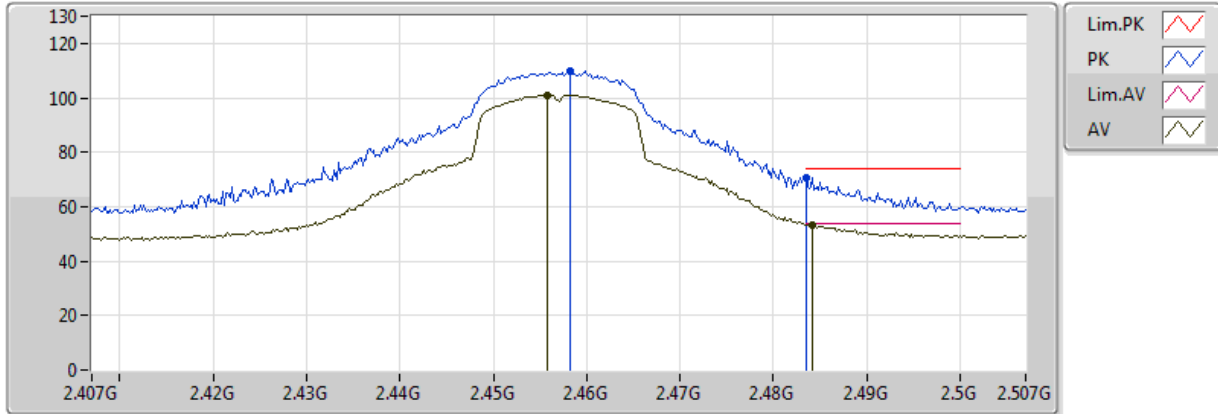
Lim.PK	
PK	
Lim.AV	
AV	

Type	Freq (Hz)	Level (dBuV/m)	Limit (dBuV/m)	Margin (dB)	Factor (dB)	Dist (m)	Condition	Azimuth (°)	Height (m)	Comments	Raw (dBuV)	AF (dB)	CL (dB)	PA (dB)
AV	2.4536G	100.74	Inf	-Inf	30.68	3	Horizontal	104	2.60	-	70.06	27.38	3.30	-
AV	2.483502G	52.32	54.00	-1.68	30.79	3	Horizontal	104	2.60	-	21.53	27.46	3.33	-
PK	2.4552G	109.65	Inf	-Inf	30.69	3	Horizontal	104	2.60	-	78.96	27.38	3.31	-
PK	2.4836G	66.07	74.00	-7.93	30.79	3	Horizontal	104	2.60	-	35.28	27.46	3.33	-

802.11g_Nss1,(6Mbps)_1TX

2457MHz_TX

10/03/2018



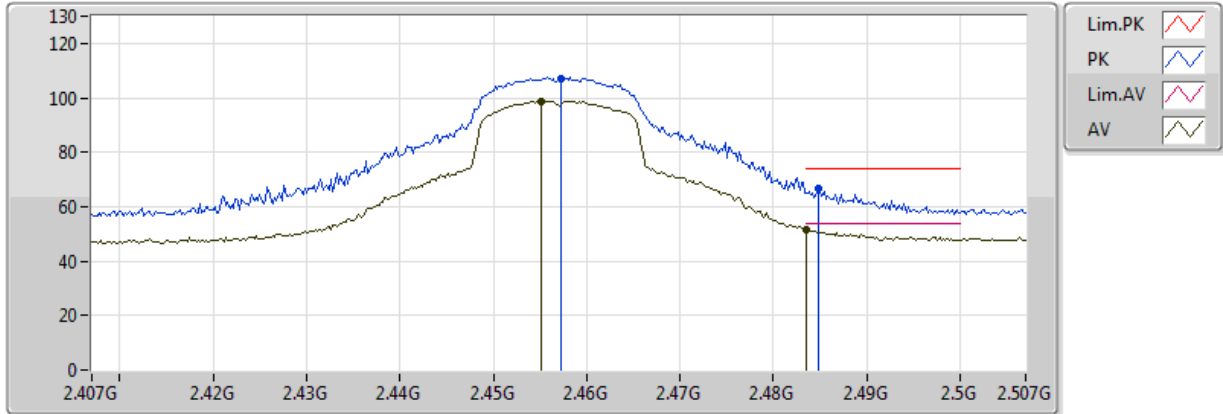
Type	Freq (Hz)	Level (dBuV/m)	Limit (dBuV/m)	Margin (dB)	Factor (dB)	Dist (m)	Condition	Azimuth (°)	Height (m)	Comments	Raw (dBuV)	AF (dB)	CL (dB)	PA (dB)
AV	2.4558G	101.10	Inf	-Inf	30.69	3	Vertical	145	2.77	-	70.41	27.39	3.31	-
AV	2.4842G	53.43	54.00	-0.57	30.79	3	Vertical	145	2.77	-	22.64	27.46	3.33	-
PK	2.4582G	109.82	Inf	-Inf	30.70	3	Vertical	145	2.77	-	79.12	27.39	3.31	-
PK	2.483502G	70.52	74.00	-3.48	30.79	3	Vertical	145	2.77	-	39.73	27.46	3.33	-



802.11g_Nss1,(6Mbps)_1TX

2457MHz_TX

10/03/2018



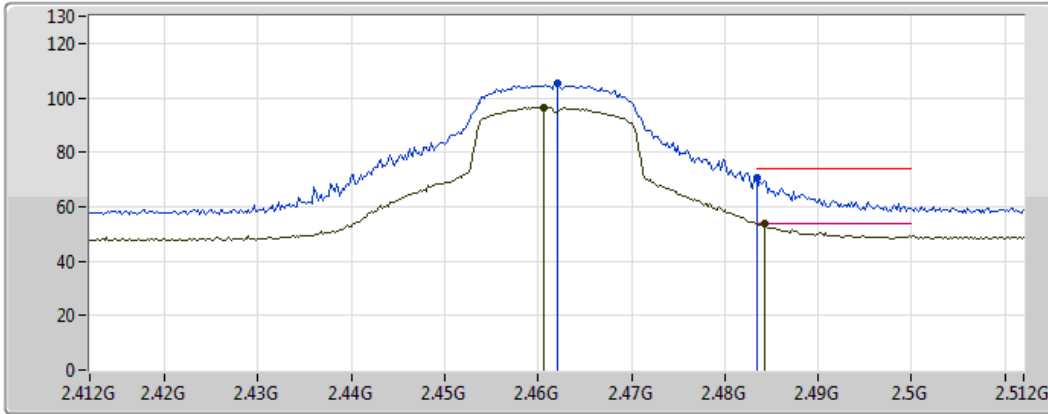
Type	Freq (Hz)	Level (dBuV/m)	Limit (dBuV/m)	Margin (dB)	Factor (dB)	Dist (m)	Condition	Azimuth (°)	Height (m)	Comments	Raw (dBuV)	AF (dB)	CL (dB)	PA (dB)
AV	2.4552G	98.54	Inf	-Inf	30.69	3	Horizontal	111	2.63	-	67.85	27.38	3.31	-
AV	2.483502G	51.62	54.00	-2.38	30.79	3	Horizontal	111	2.63	-	20.83	27.46	3.33	-
PK	2.4572G	107.19	Inf	-Inf	30.70	3	Horizontal	111	2.63	-	76.49	27.39	3.31	-
PK	2.4848G	66.95	74.00	-7.05	30.80	3	Horizontal	111	2.63	-	36.15	27.46	3.33	-



802.11g_Nss1,(6Mbps)_1TX

2462MHz_TX

10/03/2018



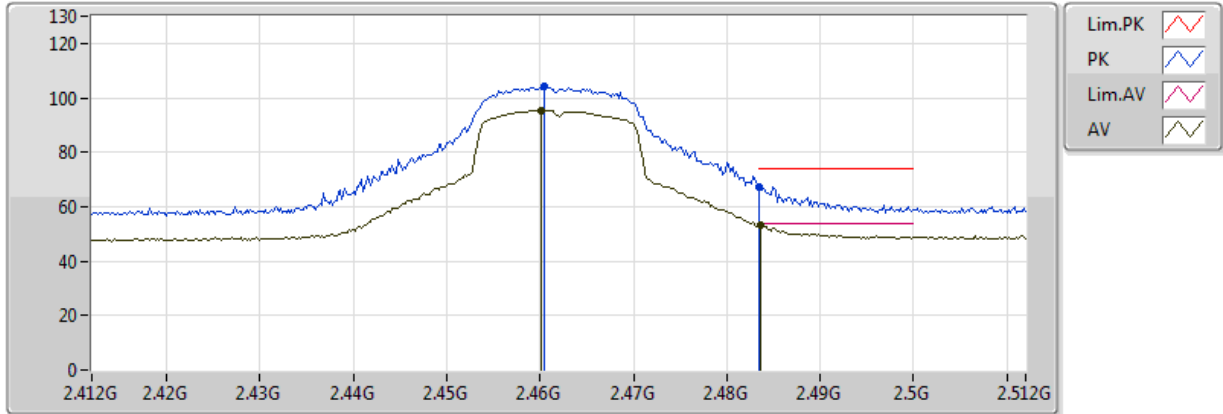
Lim.PK	
PK	
Lim.AV	
AV	

Type	Freq (Hz)	Level (dBuV/m)	Limit (dBuV/m)	Margin (dB)	Factor (dB)	Dist (m)	Condition	Azimuth (°)	Height (m)	Comments	Raw (dBuV)	AF (dB)	CL (dB)	PA (dB)
AV	2.4606G	96.60	Inf	-Inf	30.71	3	Vertical	144	2.75	-	65.89	27.40	3.31	-
AV	2.4842G	53.75	54.00	-0.25	30.79	3	Vertical	144	2.75	-	22.96	27.46	3.33	-
PK	2.462G	105.45	Inf	-Inf	30.71	3	Vertical	144	2.75	-	74.74	27.40	3.31	-
PK	2.483502G	70.43	74.00	-3.57	30.79	3	Vertical	144	2.75	-	39.64	27.46	3.33	-

802.11g_Nss1,(6Mbps)_1TX

2462MHz_TX

10/03/2018

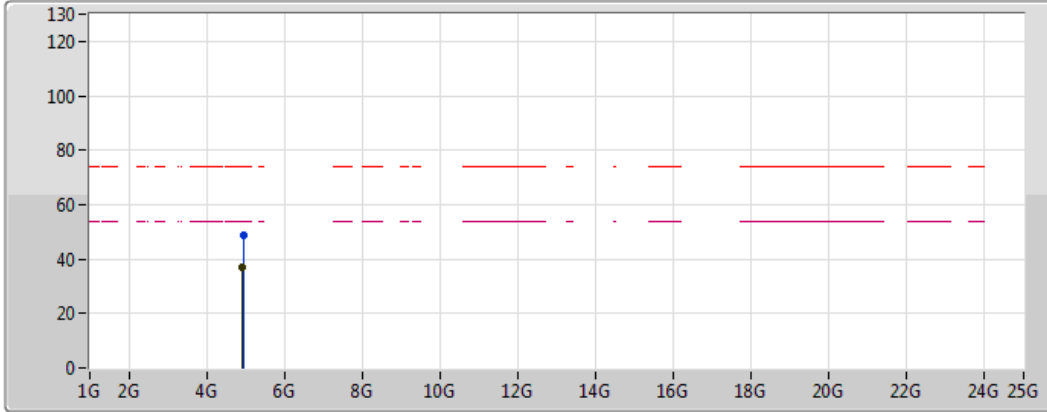






Type	Freq (Hz)	Level (dBuV/m)	Limit (dBuV/m)	Margin (dB)	Factor (dB)	Dist (m)	Condition	Azimuth (°)	Height (m)	Comments	Raw (dBuV)	AF (dB)	CL (dB)	PA (dB)
AV	2.4602G	95.49	Inf	-Inf	30.71	3	Horizontal	110	2.62	-	64.78	27.40	3.31	-
AV	2.4836G	53.23	54.00	-0.77	30.79	3	Horizontal	110	2.62	-	22.44	27.46	3.33	-
PK	2.4604G	104.30	Inf	-Inf	30.71	3	Horizontal	110	2.62	-	73.59	27.40	3.31	-
PK	2.483502G	67.30	74.00	-6.70	30.79	3	Horizontal	110	2.62	-	36.51	27.46	3.33	-

802.11g_Nss1,(6Mbps)_1TX

2462MHz_TX

09/03/2018



Lim.PK	
PK	
Lim.AV	
AV	

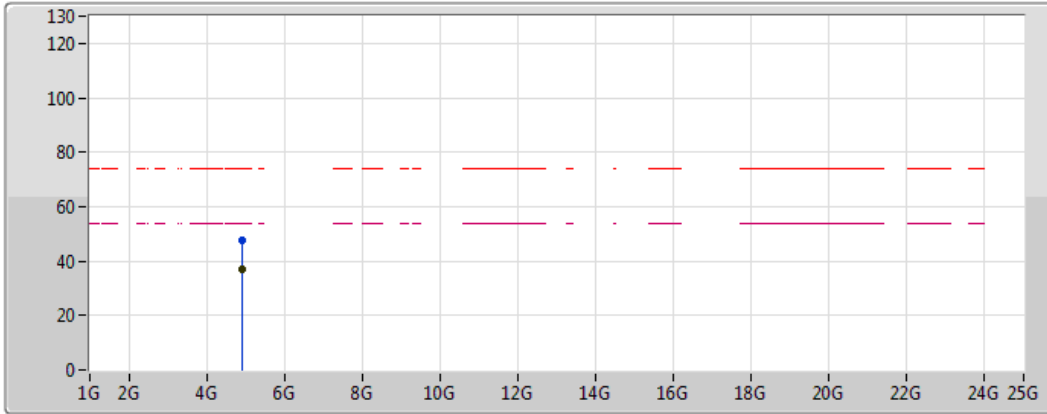
Type	Freq (Hz)	Level (dBuV/m)	Limit (dBuV/m)	Margin (dB)	Factor (dB)	Dist (m)	Condition	Azimuth (°)	Height (m)	Comments	Raw (dBuV)	AF (dB)	CL (dB)	PA (dB)
AV	4.93024G	37.15	54.00	-16.85	6.55	3	Vertical	43	3.49	-	30.60	31.39	10.36	35.21
PK	4.93624G	48.50	74.00	-25.50	6.56	3	Vertical	43	3.49	-	41.94	31.40	10.37	35.21



802.11g_Nss1,(6Mbps)_1TX

2462MHz_TX

09/03/2018



Legend:

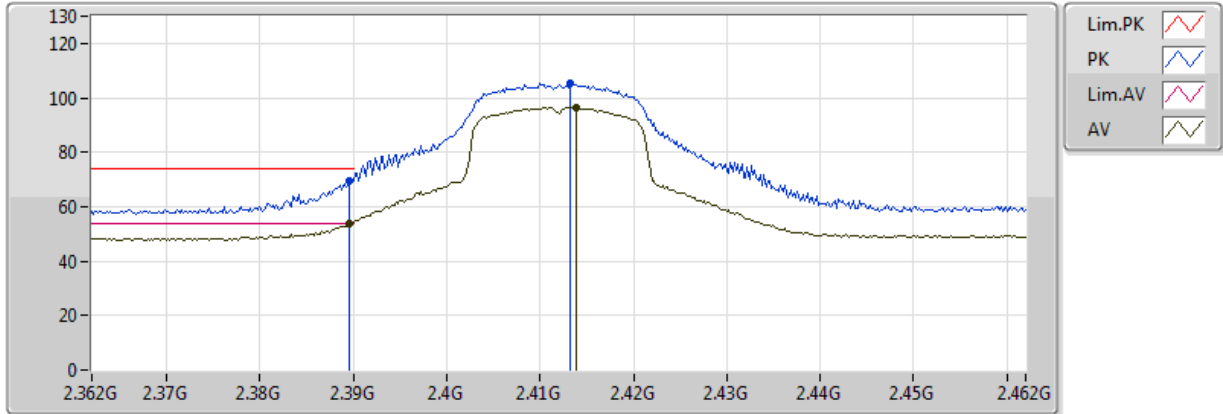
- Lim.PK
- PK
- Lim.AV
- AV

Type	Freq (Hz)	Level (dBuV/m)	Limit (dBuV/m)	Margin (dB)	Factor (dB)	Dist (m)	Condition	Azimuth (°)	Height (m)	Comments	Raw (dBuV)	AF (dB)	CL (dB)	PA (dB)
AV	4.93066G	37.10	54.00	-16.90	6.55	3	Horizontal	221	1.50	-	30.55	31.39	10.36	35.21
PK	4.92922G	47.53	74.00	-26.47	6.54	3	Horizontal	221	1.50	-	40.99	31.39	10.36	35.21

802.11n HT20_Nss1,(MCS0)_1TX

2412MHz_TX

10/03/2018

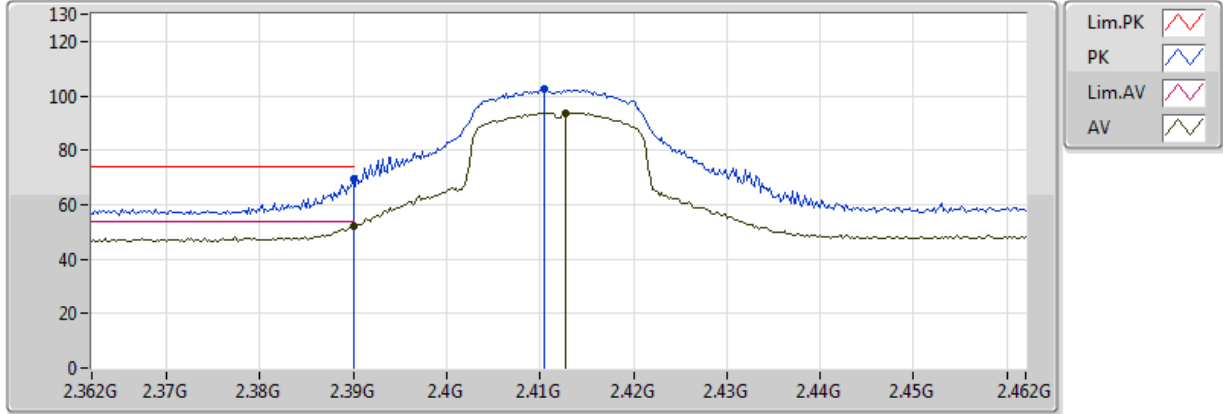


Type	Freq (Hz)	Level (dBuV/m)	Limit (dBuV/m)	Margin (dB)	Factor (dB)	Dist (m)	Condition	Azimuth (°)	Height (m)	Comments	Raw (dBuV)	AF (dB)	CL (dB)	PA (dB)
AV	2.4138G	96.46	Inf	-Inf	30.54	3	Vertical	139	2.52	-	65.92	27.28	3.26	-
AV	2.3896G	53.76	54.00	-0.24	30.45	3	Vertical	139	2.52	-	23.31	27.21	3.24	-
PK	2.4132G	105.08	Inf	-Inf	30.54	3	Vertical	139	2.52	-	74.54	27.27	3.26	-
PK	2.3896G	69.25	74.00	-4.75	30.45	3	Vertical	139	2.52	-	38.80	27.21	3.24	-

802.11n HT20_Nss1,(MCS0)_1TX

2412MHz_TX

10/03/2018

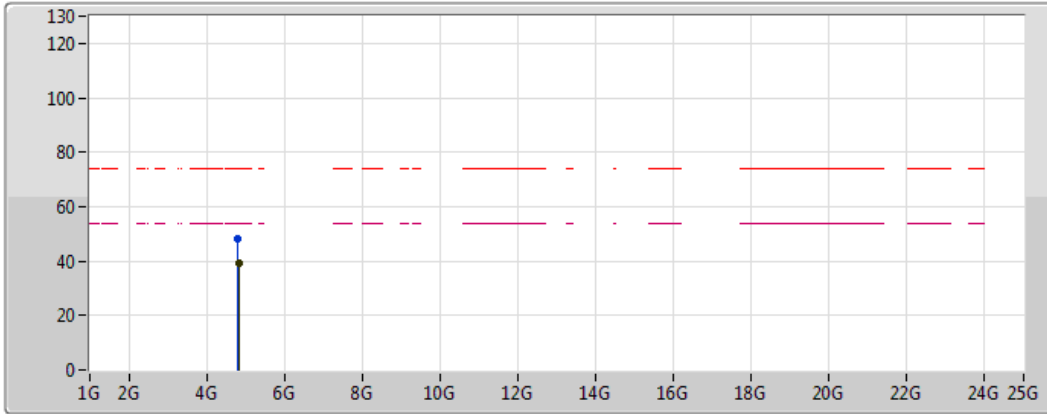






Type	Freq (Hz)	Level (dBuV/m)	Limit (dBuV/m)	Margin (dB)	Factor (dB)	Dist (m)	Condition	Azimuth (°)	Height (m)	Comments	Raw (dBuV)	AF (dB)	CL (dB)	PA (dB)
AV	2.389998G	51.98	54.00	-2.02	30.45	3	Horizontal	102	2.48	-	21.53	27.21	3.24	-
AV	2.4128G	93.81	Inf	-Inf	30.54	3	Horizontal	102	2.48	-	63.27	27.27	3.26	-
PK	2.389998G	69.24	74.00	-4.76	30.45	3	Horizontal	102	2.48	-	38.79	27.21	3.24	-
PK	2.4104G	102.42	Inf	-Inf	30.53	3	Horizontal	102	2.48	-	71.89	27.27	3.26	-

802.11n HT20_Nss1,(MCS0)_1TX

2412MHz_TX

09/03/2018



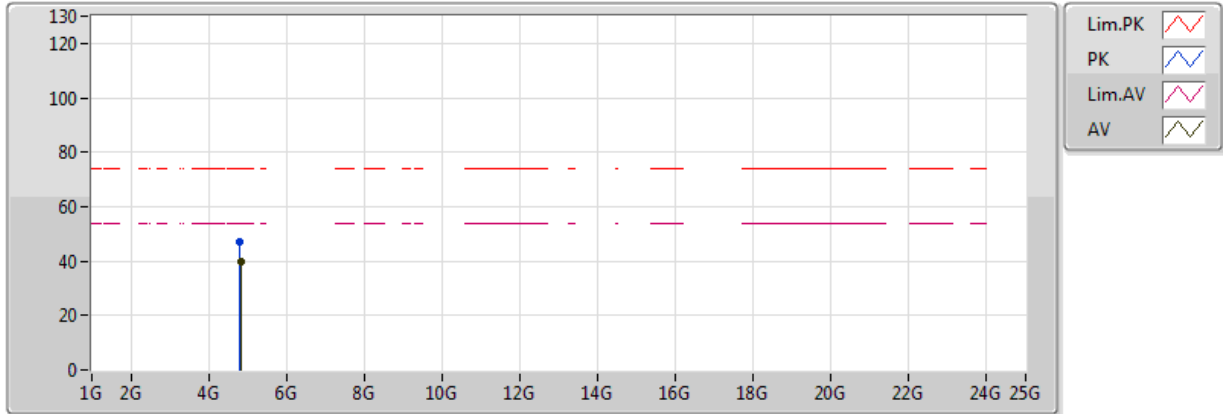
Lim.PK	
PK	
Lim.AV	
AV	

Type	Freq (Hz)	Level (dBuV/m)	Limit (dBuV/m)	Margin (dB)	Factor (dB)	Dist (m)	Condition	Azimuth (°)	Height (m)	Comments	Raw (dBuV)	AF (dB)	CL (dB)	PA (dB)
AV	4.82298G	39.37	54.00	-14.63	6.32	3	Vertical	327	3.18	-	33.05	31.22	10.28	35.18
PK	4.81074G	48.04	74.00	-25.96	6.29	3	Vertical	327	3.18	-	41.75	31.20	10.27	35.17

802.11n HT20_Nss1,(MCS0)_1TX

2412MHz_TX

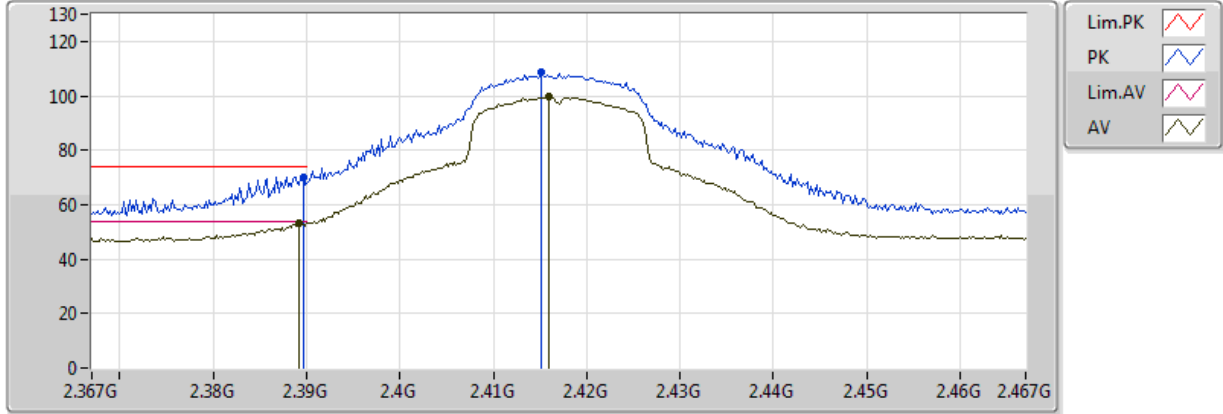
09/03/2018



Type	Freq (Hz)	Level (dBuV/m)	Limit (dBuV/m)	Margin (dB)	Factor (dB)	Dist (m)	Condition	Azimuth (°)	Height (m)	Comments	Raw (dBuV)	AF (dB)	CL (dB)	PA (dB)
AV	4.83648G	39.65	54.00	-14.35	6.35	3	Horizontal	165	1.50	-	33.30	31.24	10.29	35.18
PK	4.81272G	47.32	74.00	-26.68	6.30	3	Horizontal	165	1.50	-	41.02	31.20	10.27	35.17

**802.11n HT20_Nss1,(MCS0)_1TX
2417MHz_TX**

10/03/2018

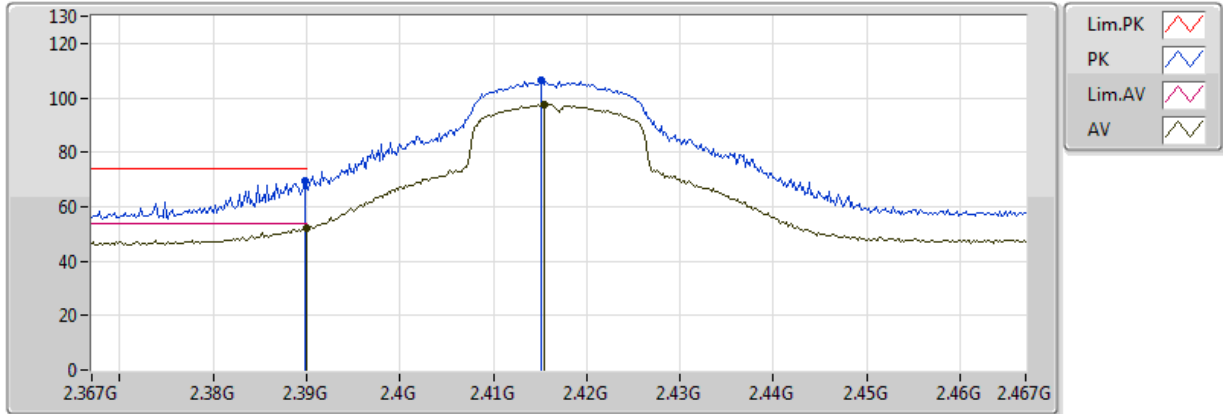


Type	Freq (Hz)	Level (dBuV/m)	Limit (dBuV/m)	Margin (dB)	Factor (dB)	Dist (m)	Condition	Azimuth (°)	Height (m)	Comments	Raw (dBuV)	AF (dB)	CL (dB)	PA (dB)
AV	2.3892G	53.39	54.00	-0.61	30.45	3	Vertical	140	2.55	-	22.94	27.21	3.24	-
AV	2.416G	99.81	Inf	-Inf	30.55	3	Vertical	140	2.55	-	69.26	27.28	3.27	-
PK	2.3896G	70.27	74.00	-3.73	30.45	3	Vertical	140	2.55	-	39.82	27.21	3.24	-
PK	2.4152G	108.44	Inf	-Inf	30.54	3	Vertical	140	2.55	-	77.90	27.28	3.27	-

802.11n HT20_Nss1,(MCS0)_1TX

2417MHz_TX

10/03/2018

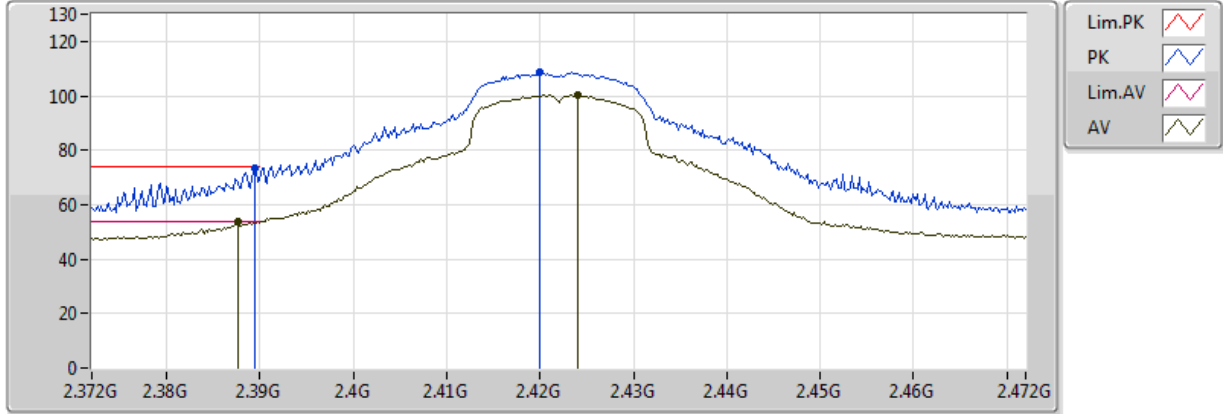


Type	Freq (Hz)	Level (dBuV/m)	Limit (dBuV/m)	Margin (dB)	Factor (dB)	Dist (m)	Condition	Azimuth (°)	Height (m)	Comments	Raw (dBuV)	AF (dB)	CL (dB)	PA (dB)
AV	2.389998G	52.30	54.00	-1.70	30.45	3	Horizontal	102	2.44	-	21.85	27.21	3.24	-
AV	2.4154G	97.39	Inf	-Inf	30.55	3	Horizontal	102	2.44	-	66.84	27.28	3.27	-
PK	2.3898G	69.58	74.00	-4.42	30.45	3	Horizontal	102	2.44	-	39.13	27.21	3.24	-
PK	2.4152G	106.63	Inf	-Inf	30.54	3	Horizontal	102	2.44	-	76.09	27.28	3.27	-

802.11n HT20_Nss1,(MCS0)_1TX

2422MHz_TX

10/03/2018

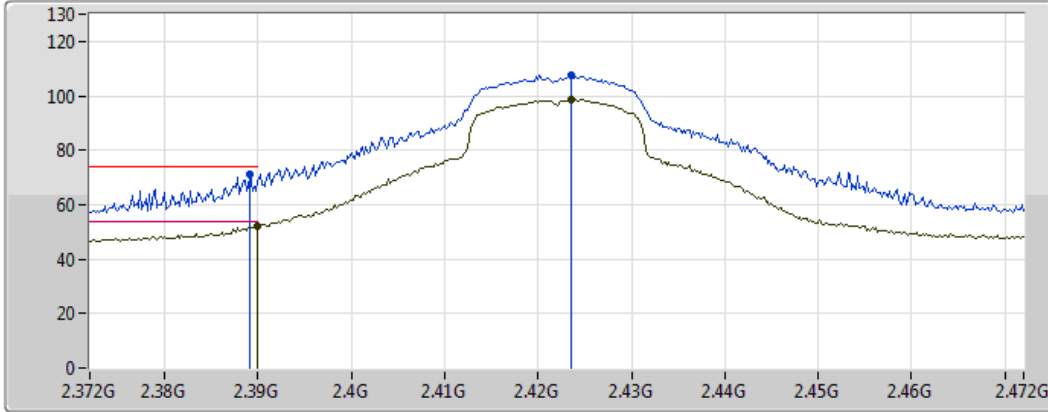






Type	Freq (Hz)	Level (dBuV/m)	Limit (dBuV/m)	Margin (dB)	Factor (dB)	Dist (m)	Condition	Azimuth (°)	Height (m)	Comments	Raw (dBuV)	AF (dB)	CL (dB)	PA (dB)
AV	2.3876G	53.64	54.00	-0.36	30.45	3	Vertical	140	2.59	-	23.19	27.21	3.24	-
AV	2.424G	100.37	Inf	-Inf	30.58	3	Vertical	140	2.59	-	69.79	27.30	3.27	-
PK	2.3894G	73.27	74.00	-0.73	30.45	3	Vertical	140	2.59	-	42.82	27.21	3.24	-
PK	2.42G	108.89	Inf	-Inf	30.56	3	Vertical	140	2.59	-	78.33	27.29	3.27	-

802.11n HT20_Nss1,(MCS0)_1TX

2422MHz_TX

10/03/2018



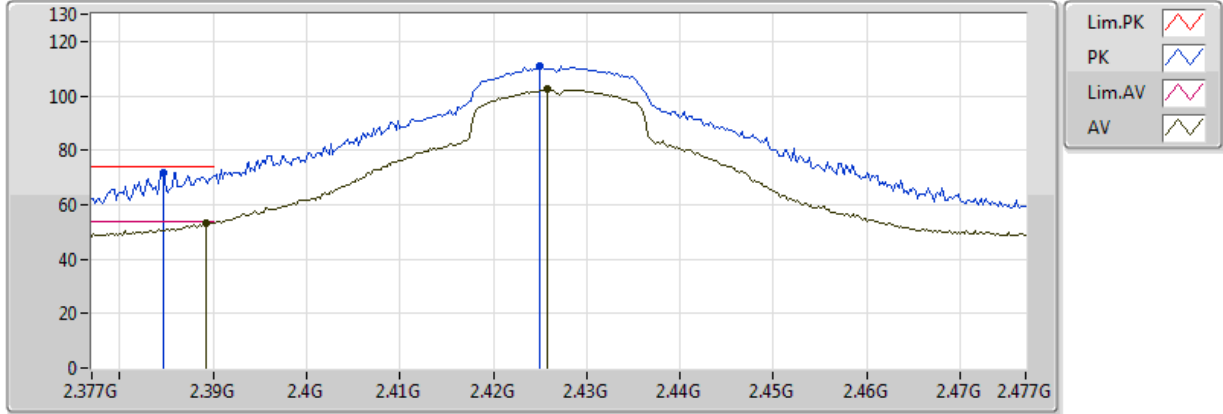
Lim.PK	
PK	
Lim.AV	
AV	

Type	Freq (Hz)	Level (dBuV/m)	Limit (dBuV/m)	Margin (dB)	Factor (dB)	Dist (m)	Condition	Azimuth (°)	Height (m)	Comments	Raw (dBuV)	AF (dB)	CL (dB)	PA (dB)
AV	2.389998G	52.03	54.00	-1.97	30.45	3	Horizontal	105	2.66	-	21.58	27.21	3.24	-
AV	2.4236G	98.80	Inf	-Inf	30.57	3	Horizontal	105	2.66	-	68.23	27.30	3.27	-
PK	2.3892G	71.37	74.00	-2.63	30.45	3	Horizontal	105	2.66	-	40.92	27.21	3.24	-
PK	2.4236G	107.58	Inf	-Inf	30.57	3	Horizontal	105	2.66	-	77.01	27.30	3.27	-

802.11n HT20_Nss1,(MCS0)_1TX

2427MHz_TX

10/03/2018

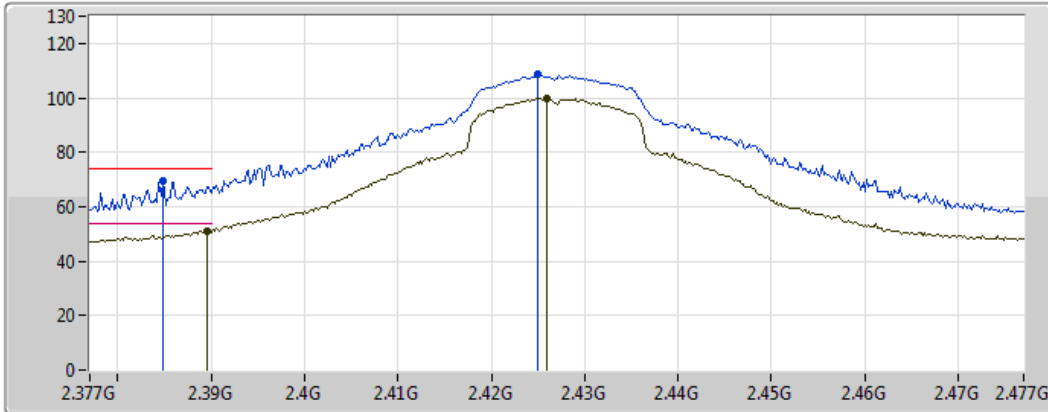


Type	Freq (Hz)	Level (dBuV/m)	Limit (dBuV/m)	Margin (dB)	Factor (dB)	Dist (m)	Condition	Azimuth (°)	Height (m)	Comments	Raw (dBuV)	AF (dB)	CL (dB)	PA (dB)
AV	2.3892G	53.25	54.00	-0.75	30.45	3	Vertical	83	2.68	-	22.80	27.21	3.24	-
AV	2.4258G	102.40	Inf	-Inf	30.58	3	Vertical	83	2.68	-	71.82	27.31	3.28	-
PK	2.3846G	71.91	74.00	-2.09	30.44	3	Vertical	83	2.68	-	41.47	27.20	3.24	-
PK	2.425G	110.83	Inf	-Inf	30.58	3	Vertical	83	2.68	-	80.25	27.30	3.27	-





802.11n HT20_Nss1,(MCS0)_1TX

2427MHz_TX

10/03/2018



Legend for the spectrum plot:

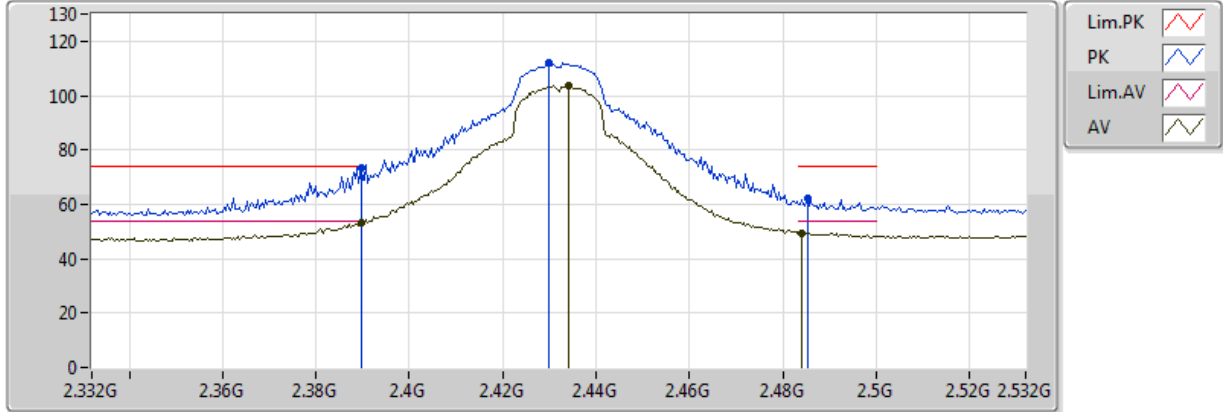
- Lim.PK 
- PK 
- Lim.AV 
- AV 

Type	Freq (Hz)	Level (dBuV/m)	Limit (dBuV/m)	Margin (dB)	Factor (dB)	Dist (m)	Condition	Azimuth (°)	Height (m)	Comments	Raw (dBuV)	AF (dB)	CL (dB)	PA (dB)
AV	2.3896G	51.16	54.00	-2.84	30.45	3	Horizontal	104	2.67	-	20.71	27.21	3.24	-
AV	2.426G	99.73	Inf	-Inf	30.58	3	Horizontal	104	2.67	-	69.15	27.31	3.28	-
PK	2.3848G	69.27	74.00	-4.73	30.44	3	Horizontal	104	2.67	-	38.83	27.20	3.24	-
PK	2.425G	108.70	Inf	-Inf	30.58	3	Horizontal	104	2.67	-	78.12	27.30	3.27	-

802.11n HT20_Nss1,(MCS0)_1TX

2432MHz_TX

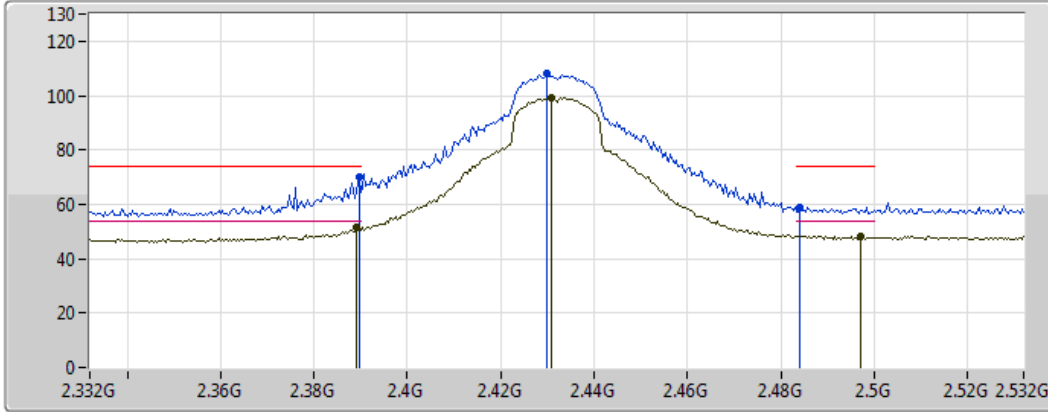
10/03/2018



Type	Freq (Hz)	Level (dBuV/m)	Limit (dBuV/m)	Margin (dB)	Factor (dB)	Dist (m)	Condition	Azimuth (°)	Height (m)	Comments	Raw (dBuV)	AF (dB)	CL (dB)	PA (dB)
AV	2.3896G	53.46	54.00	-0.54	30.45	3	Vertical	73	2.70	-	23.01	27.21	3.24	-
AV	2.434G	103.71	Inf	-Inf	30.61	3	Vertical	73	2.70	-	73.10	27.33	3.28	-
AV	2.484G	49.35	54.00	-4.65	30.79	3	Vertical	73	2.70	-	18.56	27.46	3.33	-
PK	2.3896G	73.46	74.00	-0.54	30.45	3	Vertical	73	2.70	-	43.01	27.21	3.24	-
PK	2.43G	111.89	Inf	-Inf	30.60	3	Vertical	73	2.70	-	81.29	27.32	3.28	-
PK	2.4852G	62.10	74.00	-11.90	30.80	3	Vertical	73	2.70	-	31.30	27.46	3.34	-

**802.11n HT20_Nss1,(MCS0)_1TX
2432MHz_TX**

10/03/2018



Legend for the spectrum plot:

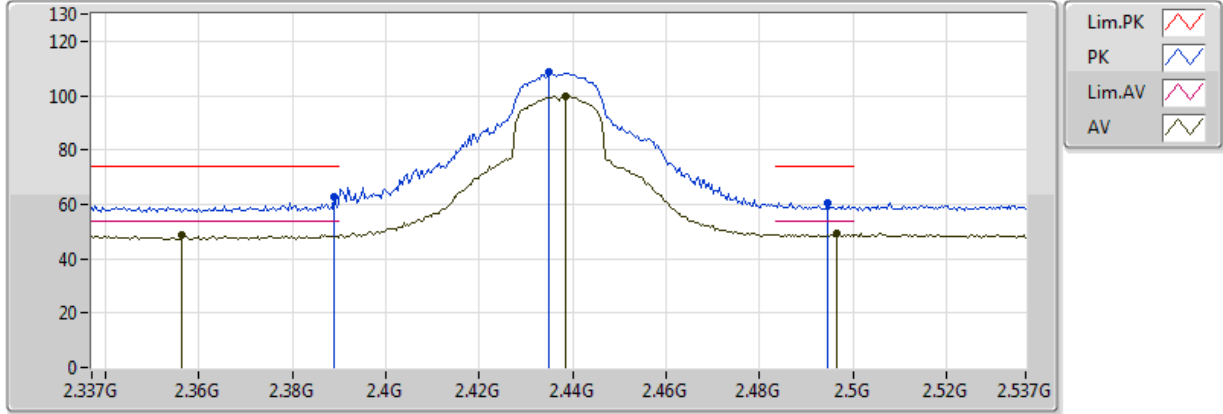
- Lim.PK: Red line with a peak icon
- PK: Blue line with a peak icon
- Lim.AV: Red line with a valley icon
- AV: Blue line with a valley icon

Type	Freq (Hz)	Level (dBuV/m)	Limit (dBuV/m)	Margin (dB)	Factor (dB)	Dist (m)	Condition	Azimuth (°)	Height (m)	Comments	Raw (dBuV)	AF (dB)	CL (dB)	PA (dB)
AV	2.3892G	51.42	54.00	-2.58	30.45	3	Horizontal	96	1.23	-	20.97	27.21	3.24	-
AV	2.4308G	99.25	Inf	-Inf	30.60	3	Horizontal	96	1.23	-	68.65	27.32	3.28	-
AV	2.4972G	48.44	54.00	-5.56	30.84	3	Horizontal	96	1.23	-	17.60	27.49	3.35	-
PK	2.3896G	70.19	74.00	-3.81	30.45	3	Horizontal	96	1.23	-	39.74	27.21	3.24	-
PK	2.43G	107.90	Inf	-Inf	30.60	3	Horizontal	96	1.23	-	77.30	27.32	3.28	-
PK	2.484G	58.79	74.00	-15.21	30.79	3	Horizontal	96	1.23	-	28.00	27.46	3.33	-

802.11n HT20_Nss1,(MCS0)_1TX

2437MHz_TX

09/03/2018

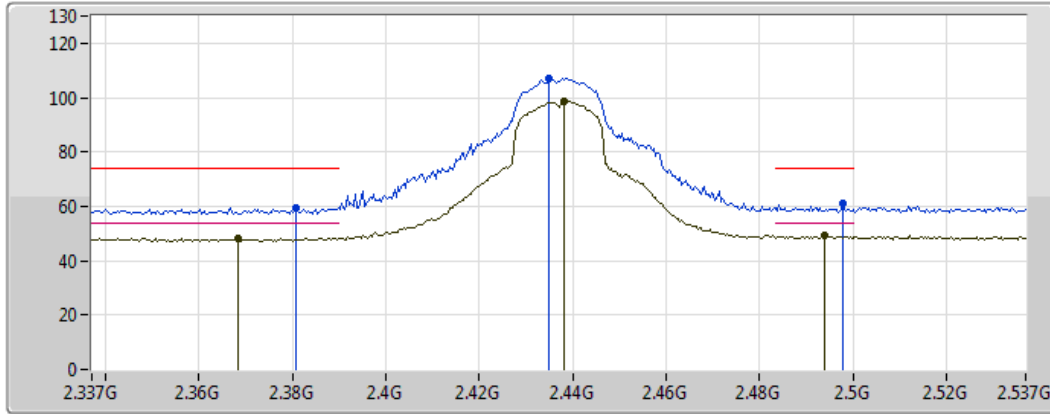


Type	Freq (Hz)	Level (dBuV/m)	Limit (dBuV/m)	Margin (dB)	Factor (dB)	Dist (m)	Condition	Azimuth (°)	Height (m)	Comments	Raw (dBuV)	AF (dB)	CL (dB)	PA (dB)
AV	2.3562G	48.64	54.00	-5.36	31.52	3	Vertical	141	2.26	-	17.12	28.31	3.21	-
AV	2.4386G	99.88	Inf	-Inf	31.65	3	Vertical	141	2.26	-	68.23	28.36	3.29	-
AV	2.4966G	49.06	54.00	-4.94	31.75	3	Vertical	141	2.26	-	17.31	28.40	3.35	-
PK	2.389G	62.87	74.00	-11.13	31.57	3	Vertical	141	2.26	-	31.30	28.33	3.24	-
PK	2.435G	108.49	Inf	-Inf	31.65	3	Vertical	141	2.26	-	76.84	28.36	3.29	-
PK	2.4946G	60.55	74.00	-13.45	31.74	3	Vertical	141	2.26	-	28.81	28.40	3.34	-



**802.11n HT20_Nss1,(MCS0)_1TX
2437MHz_TX**

09/03/2018

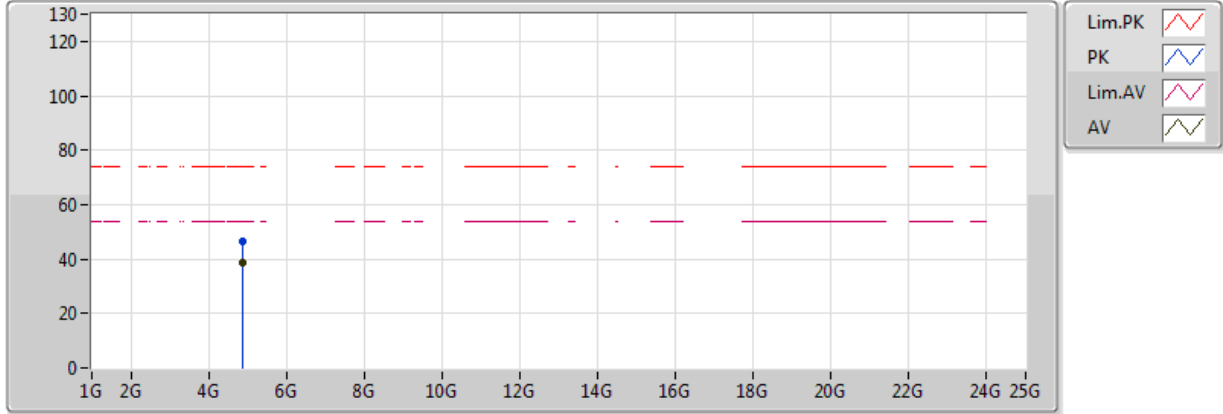


Type	Freq (Hz)	Level (dBuV/m)	Limit (dBuV/m)	Margin (dB)	Factor (dB)	Dist (m)	Condition	Azimuth (°)	Height (m)	Comments	Raw (dBuV)	AF (dB)	CL (dB)	PA (dB)
AV	2.3682G	48.27	54.00	-5.73	31.54	3	Horizontal	106	2.81	-	16.73	28.32	3.22	-
AV	2.4382G	98.72	Inf	-Inf	31.65	3	Horizontal	106	2.81	-	67.07	28.36	3.29	-
AV	2.4938G	49.04	54.00	-4.96	31.74	3	Horizontal	106	2.81	-	17.30	28.40	3.34	-
PK	2.3806G	59.33	74.00	-14.67	31.56	3	Horizontal	106	2.81	-	27.77	28.33	3.23	-
PK	2.435G	106.99	Inf	-Inf	31.65	3	Horizontal	106	2.81	-	75.34	28.36	3.29	-
PK	2.4978G	61.01	74.00	-12.99	31.75	3	Horizontal	106	2.81	-	29.26	28.40	3.35	-

802.11n HT20_Nss1,(MCS0)_1TX

2437MHz_TX

09/03/2018

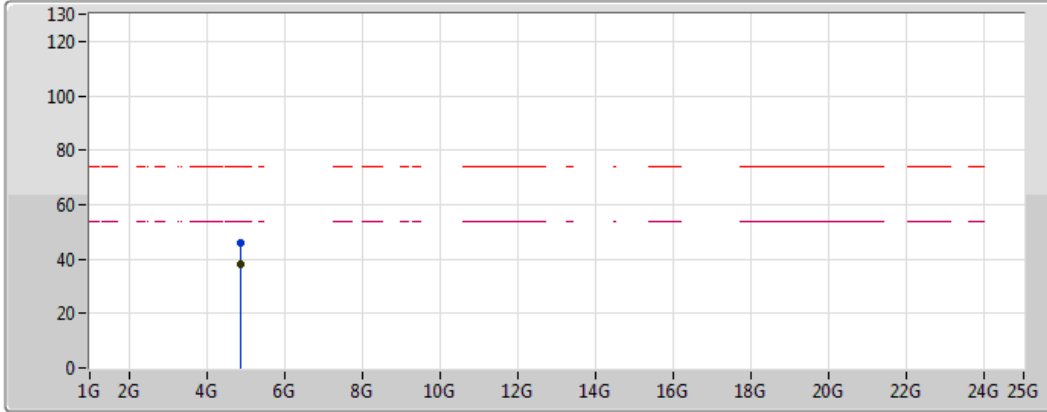






Type	Freq (Hz)	Level (dBuV/m)	Limit (dBuV/m)	Margin (dB)	Factor (dB)	Dist (m)	Condition	Azimuth (°)	Height (m)	Comments	Raw (dBuV)	AF (dB)	CL (dB)	PA (dB)
AV	4.86542G	38.51	54.00	-15.49	6.41	3	Vertical	178	1.50	-	32.10	31.28	10.31	35.19
PK	4.8746G	46.63	74.00	-27.37	6.43	3	Vertical	178	1.50	-	40.20	31.30	10.32	35.19

802.11n HT20_Nss1,(MCS0)_1TX

2437MHz_TX

09/03/2018



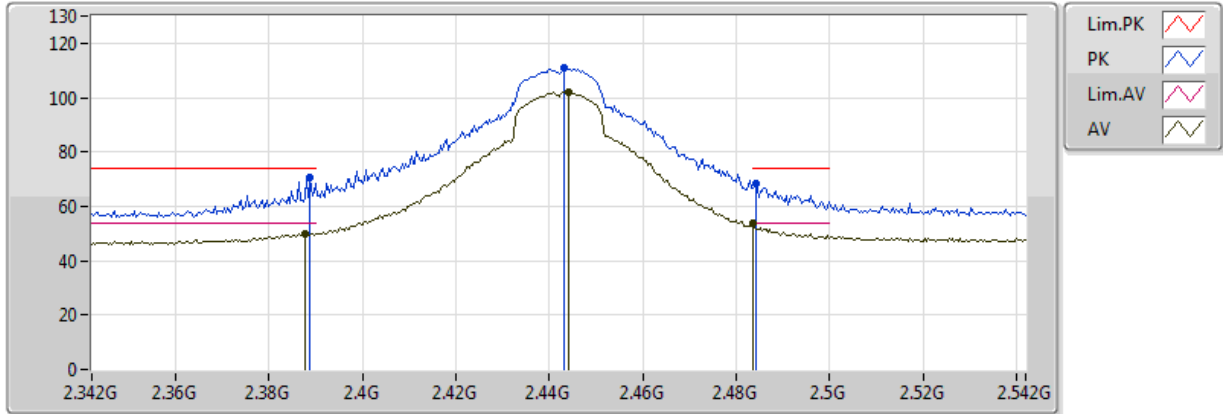
Lim.PK	
PK	
Lim.AV	
AV	

Type	Freq (Hz)	Level (dBuV/m)	Limit (dBuV/m)	Margin (dB)	Factor (dB)	Dist (m)	Condition	Azimuth (°)	Height (m)	Comments	Raw (dBuV)	AF (dB)	CL (dB)	PA (dB)
AV	4.87682G	38.20	54.00	-15.80	6.43	3	Horizontal	285	1.50	-	31.77	31.30	10.32	35.19
PK	4.87796G	46.07	74.00	-27.93	6.43	3	Horizontal	285	1.50	-	39.64	31.30	10.32	35.19

802.11n HT20_Nss1,(MCS0)_1TX

2442MHz_TX

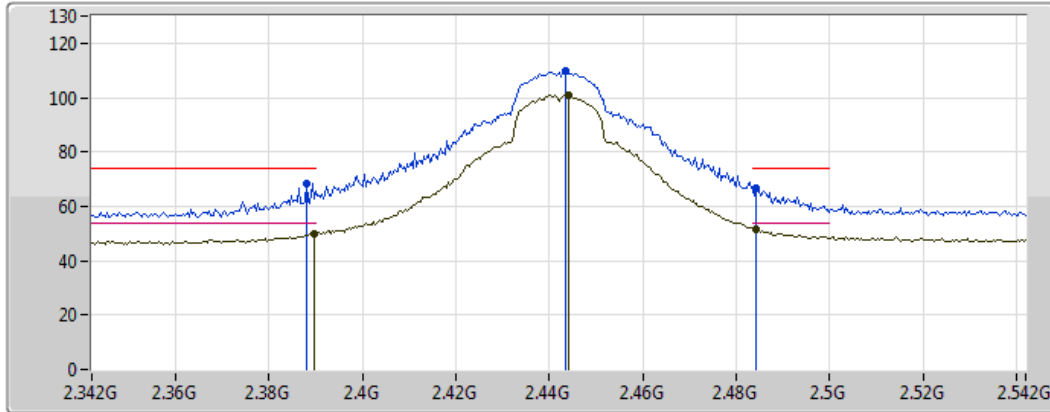
10/03/2018



Type	Freq (Hz)	Level (dBuV/m)	Limit (dBuV/m)	Margin (dB)	Factor (dB)	Dist (m)	Condition	Azimuth (°)	Height (m)	Comments	Raw (dBuV)	AF (dB)	CL (dB)	PA (dB)
AV	2.3876G	50.10	54.00	-3.90	30.45	3	Vertical	146	2.74	-	19.65	27.21	3.24	-
AV	2.444G	102.02	Inf	-Inf	30.65	3	Vertical	146	2.74	-	71.37	27.35	3.29	-
AV	2.483502G	53.63	54.00	-0.37	30.79	3	Vertical	146	2.74	-	22.84	27.46	3.33	-
PK	2.3888G	70.54	74.00	-3.46	30.45	3	Vertical	146	2.74	-	40.09	27.21	3.24	-
PK	2.4432G	111.04	Inf	-Inf	30.65	3	Vertical	146	2.74	-	80.39	27.35	3.29	-
PK	2.4844G	68.17	74.00	-5.83	30.79	3	Vertical	146	2.74	-	37.38	27.46	3.33	-

**802.11n HT20_Nss1,(MCS0)_1TX
2442MHz_TX**

10/03/2018



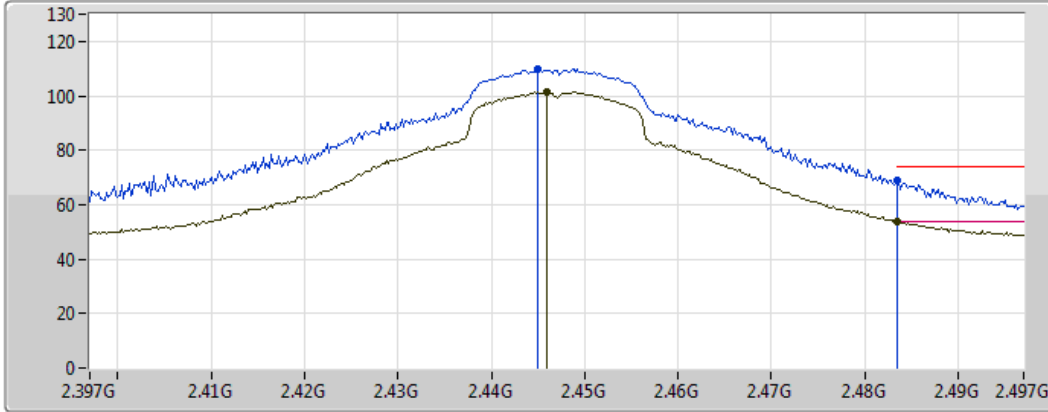
Legend for the spectrum plot:

- Lim.PK: Red line with a peak symbol
- PK: Blue line with a peak symbol
- Lim.AV: Red line with an average symbol
- AV: Blue line with an average symbol

Type	Freq (Hz)	Level (dBuV/m)	Limit (dBuV/m)	Margin (dB)	Factor (dB)	Dist (m)	Condition	Azimuth (°)	Height (m)	Comments	Raw (dBuV)	AF (dB)	CL (dB)	PA (dB)
AV	2.3896G	49.98	54.00	-4.02	30.45	3	Horizontal	104	2.69	-	19.53	27.21	3.24	-
AV	2.444G	101.09	Inf	-Inf	30.65	3	Horizontal	104	2.69	-	70.44	27.35	3.29	-
AV	2.4844G	51.45	54.00	-2.55	30.79	3	Horizontal	104	2.69	-	20.66	27.46	3.33	-
PK	2.388G	68.55	74.00	-5.45	30.45	3	Horizontal	104	2.69	-	38.10	27.21	3.24	-
PK	2.4436G	109.77	Inf	-Inf	30.65	3	Horizontal	104	2.69	-	79.12	27.35	3.29	-
PK	2.4844G	66.68	74.00	-7.32	30.79	3	Horizontal	104	2.69	-	35.89	27.46	3.33	-

802.11n HT20_Nss1,(MCS0)_1TX
2447MHz_TX

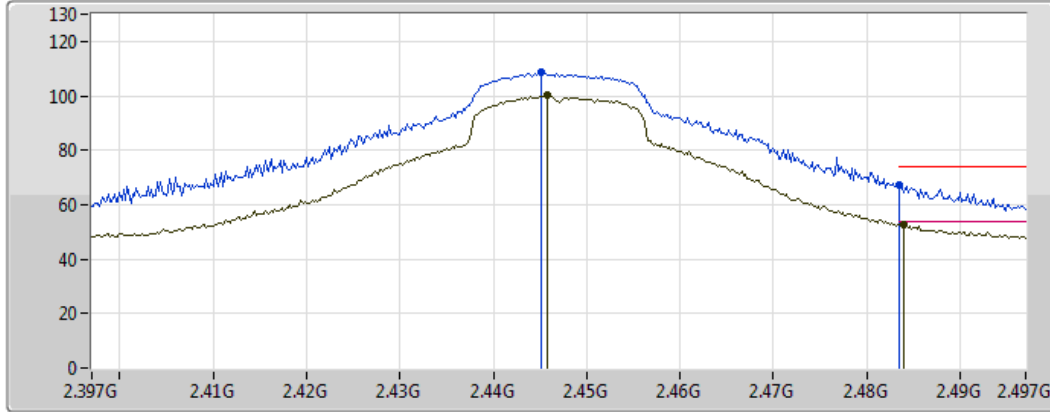
10/03/2018






Type	Freq (Hz)	Level (dBuV/m)	Limit (dBuV/m)	Margin (dB)	Factor (dB)	Dist (m)	Condition	Azimuth (°)	Height (m)	Comments	Raw (dBuV)	AF (dB)	CL (dB)	PA (dB)
AV	2.446G	101.39	Inf	-Inf	30.66	3	Vertical	100	2.71	-	70.73	27.36	3.30	-
AV	2.483502G	53.75	54.00	-0.25	30.79	3	Vertical	100	2.71	-	22.96	27.46	3.33	-
PK	2.445G	109.81	Inf	-Inf	30.65	3	Vertical	100	2.71	-	79.16	27.36	3.29	-
PK	2.483502G	69.12	74.00	-4.88	30.79	3	Vertical	100	2.71	-	38.33	27.46	3.33	-

**802.11n HT20_Nss1,(MCS0)_1TX
2447MHz_TX**

10/03/2018



Legend for plot:

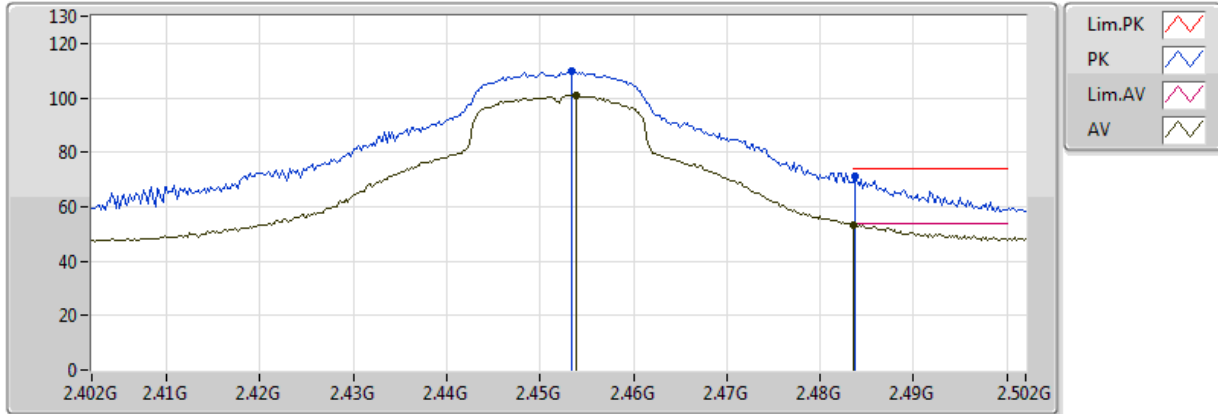
- Lim.PK 
- PK 
- Lim.AV 
- AV 

Type	Freq (Hz)	Level (dBuV/m)	Limit (dBuV/m)	Margin (dB)	Factor (dB)	Dist (m)	Condition	Azimuth (°)	Height (m)	Comments	Raw (dBuV)	AF (dB)	CL (dB)	PA (dB)
AV	2.4458G	100.34	Inf	-Inf	30.65	3	Horizontal	105	2.69	-	69.69	27.36	3.30	-
AV	2.484G	52.90	54.00	-1.10	30.79	3	Horizontal	105	2.69	-	22.11	27.46	3.33	-
PK	2.4452G	108.56	Inf	-Inf	30.65	3	Horizontal	105	2.69	-	77.91	27.36	3.30	-
PK	2.483502G	67.49	74.00	-6.51	30.79	3	Horizontal	105	2.69	-	36.70	27.46	3.33	-

802.11n HT20_Nss1,(MCS0)_1TX

2452MHz_TX

10/03/2018

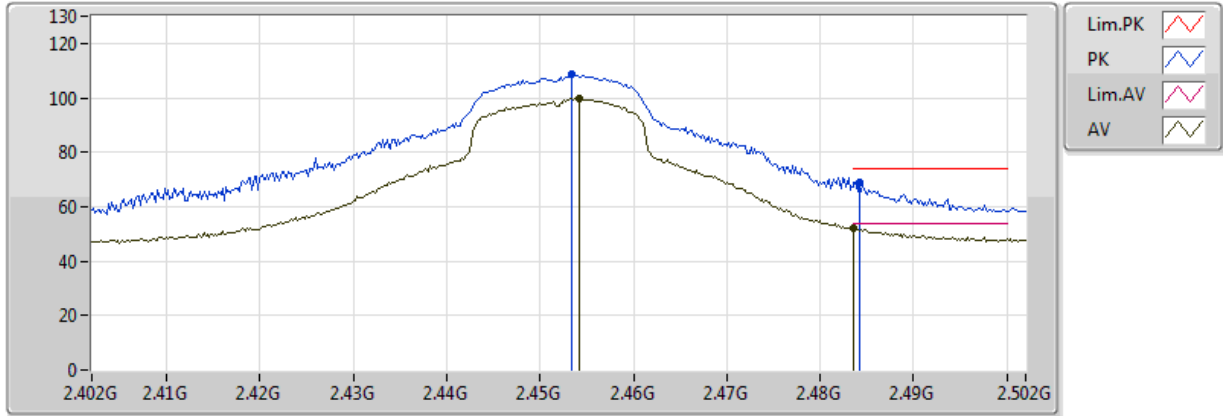


Type	Freq (Hz)	Level (dBuV/m)	Limit (dBuV/m)	Margin (dB)	Factor (dB)	Dist (m)	Condition	Azimuth (°)	Height (m)	Comments	Raw (dBuV)	AF (dB)	CL (dB)	PA (dB)
AV	2.4538G	100.97	Inf	-Inf	30.68	3	Vertical	145	2.74	-	70.29	27.38	3.30	-
AV	2.483502G	53.44	54.00	-0.56	30.79	3	Vertical	145	2.74	-	22.65	27.46	3.33	-
PK	2.4534G	109.71	Inf	-Inf	30.68	3	Vertical	145	2.74	-	79.03	27.38	3.30	-
PK	2.4838G	71.10	74.00	-2.90	30.79	3	Vertical	145	2.74	-	40.31	27.46	3.33	-

802.11n HT20_Nss1,(MCS0)_1TX

2452MHz_TX

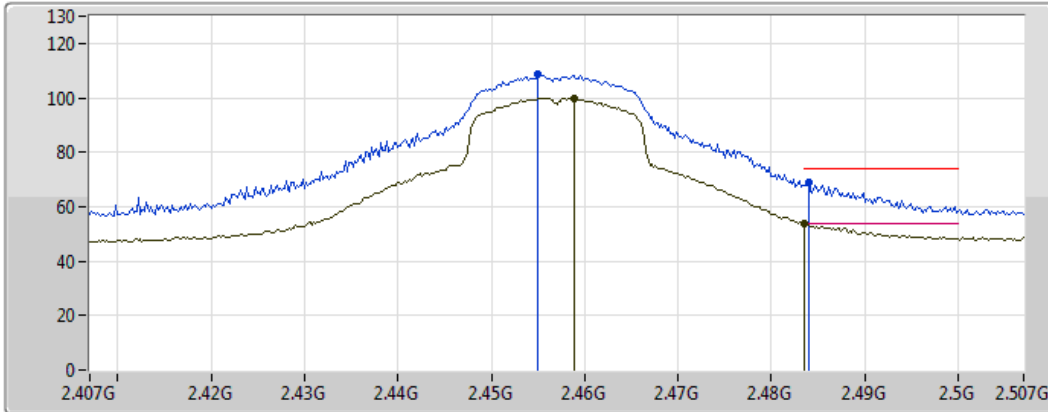
10/03/2018



Type	Freq (Hz)	Level (dBuV/m)	Limit (dBuV/m)	Margin (dB)	Factor (dB)	Dist (m)	Condition	Azimuth (°)	Height (m)	Comments	Raw (dBuV)	AF (dB)	CL (dB)	PA (dB)
AV	2.4542G	99.62	Inf	-Inf	30.69	3	Horizontal	99	2.62	-	68.93	27.38	3.30	-
AV	2.483502G	52.38	54.00	-1.62	30.79	3	Horizontal	99	2.62	-	21.59	27.46	3.33	-
PK	2.4534G	108.59	Inf	-Inf	30.68	3	Horizontal	99	2.62	-	77.91	27.38	3.30	-
PK	2.4842G	69.06	74.00	-4.94	30.79	3	Horizontal	99	2.62	-	38.27	27.46	3.33	-

**802.11n HT20_Nss1,(MCS0)_1TX
2457MHz_TX**

10/03/2018

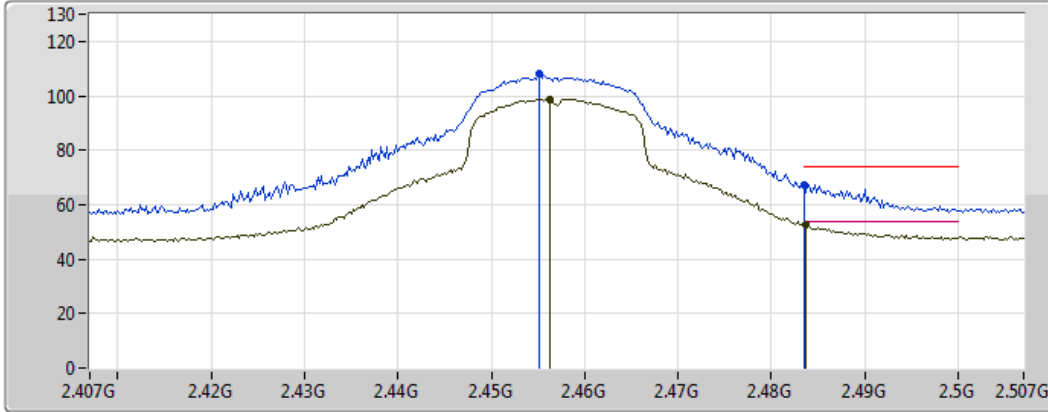


Type	Freq (Hz)	Level (dBuV/m)	Limit (dBuV/m)	Margin (dB)	Factor (dB)	Dist (m)	Condition	Azimuth (°)	Height (m)	Comments	Raw (dBuV)	AF (dB)	CL (dB)	PA (dB)
AV	2.4588G	100.00	Inf	-Inf	30.70	3	Vertical	143	2.76	-	69.30	27.39	3.31	-
AV	2.483502G	53.70	54.00	-0.30	30.79	3	Vertical	143	2.76	-	22.91	27.46	3.33	-
PK	2.455G	108.72	Inf	-Inf	30.69	3	Vertical	143	2.76	-	78.03	27.38	3.31	-
PK	2.484G	68.67	74.00	-5.33	30.79	3	Vertical	143	2.76	-	37.88	27.46	3.33	-

802.11n HT20_Nss1,(MCS0)_1TX

2457MHz_TX

10/03/2018

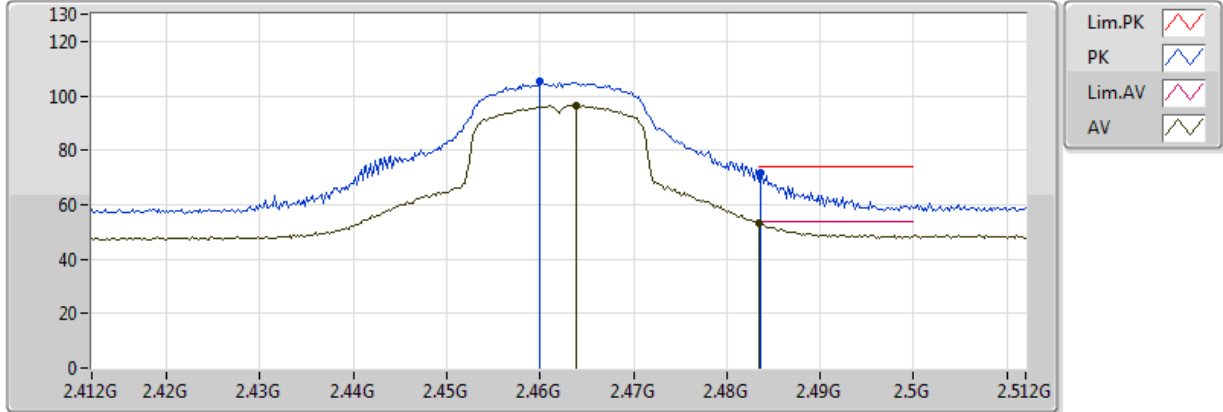


Type	Freq (Hz)	Level (dBuV/m)	Limit (dBuV/m)	Margin (dB)	Factor (dB)	Dist (m)	Condition	Azimuth (°)	Height (m)	Comments	Raw (dBuV)	AF (dB)	CL (dB)	PA (dB)
AV	2.4562G	98.80	Inf	-Inf	30.69	3	Horizontal	110	2.63	-	68.11	27.39	3.31	-
AV	2.4836G	52.67	54.00	-1.33	30.79	3	Horizontal	110	2.63	-	21.88	27.46	3.33	-
PK	2.4552G	108.30	Inf	-Inf	30.69	3	Horizontal	110	2.63	-	77.61	27.38	3.31	-
PK	2.483502G	67.50	74.00	-6.50	30.79	3	Horizontal	110	2.63	-	36.71	27.46	3.33	-

802.11n HT20_Nss1,(MCS0)_1TX

2462MHz_TX

10/03/2018

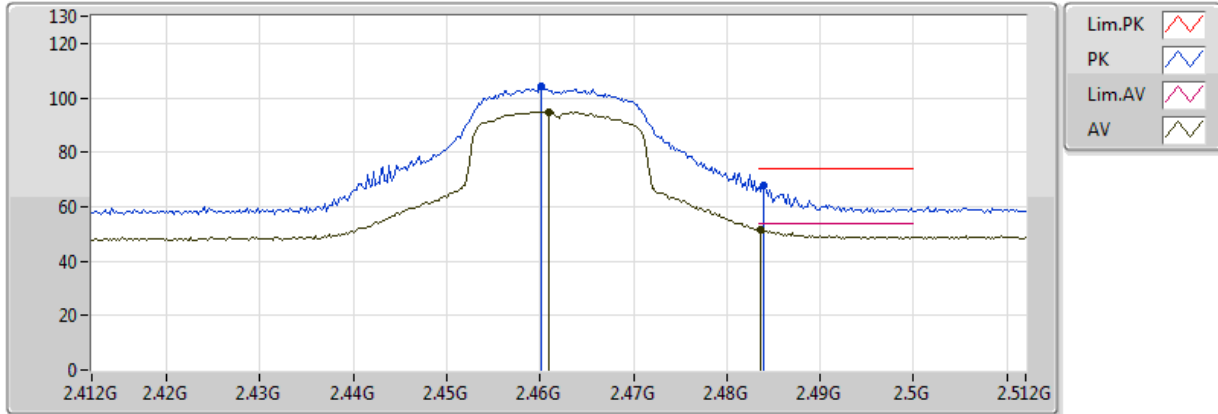


Type	Freq (Hz)	Level (dBuV/m)	Limit (dBuV/m)	Margin (dB)	Factor (dB)	Dist (m)	Condition	Azimuth (°)	Height (m)	Comments	Raw (dBuV)	AF (dB)	CL (dB)	PA (dB)
AV	2.4638G	96.61	Inf	-Inf	30.72	3	Vertical	71	2.56	-	65.89	27.41	3.31	-
AV	2.483502G	53.10	54.00	-0.90	30.79	3	Vertical	71	2.56	-	22.31	27.46	3.33	-
PK	2.46G	105.15	Inf	-Inf	30.71	3	Vertical	71	2.56	-	74.44	27.40	3.31	-
PK	2.4836G	71.94	74.00	-2.06	30.79	3	Vertical	71	2.56	-	41.15	27.46	3.33	-

802.11n HT20_Nss1,(MCS0)_1TX

2462MHz_TX

10/03/2018

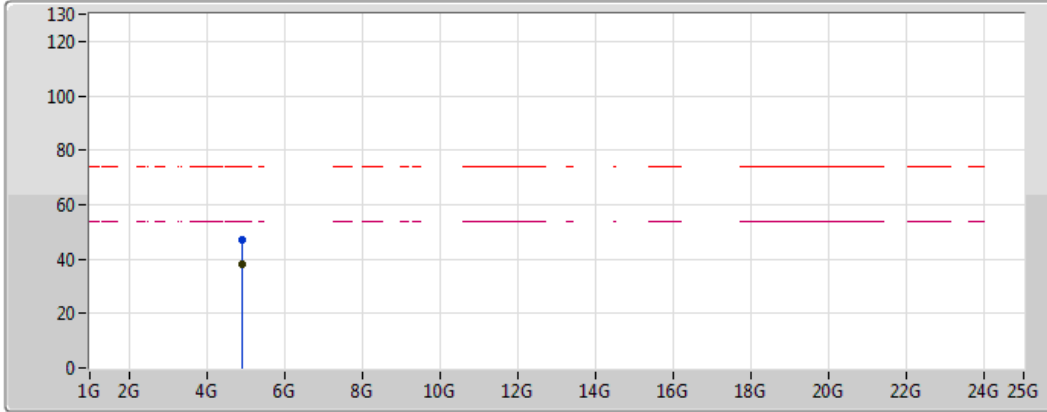


Type	Freq (Hz)	Level (dBuV/m)	Limit (dBuV/m)	Margin (dB)	Factor (dB)	Dist (m)	Condition	Azimuth (°)	Height (m)	Comments	Raw (dBuV)	AF (dB)	CL (dB)	PA (dB)
AV	2.461G	94.89	Inf	-Inf	30.71	3	Horizontal	105	2.63	-	64.18	27.40	3.31	-
AV	2.4836G	51.60	54.00	-2.40	30.79	3	Horizontal	105	2.63	-	20.81	27.46	3.33	-
PK	2.4602G	104.09	Inf	-Inf	30.71	3	Horizontal	105	2.63	-	73.38	27.40	3.31	-
PK	2.484G	68.06	74.00	-5.94	30.79	3	Horizontal	105	2.63	-	37.27	27.46	3.33	-





802.11n HT20_Nss1,(MCS0)_1TX

2462MHz_TX

09/03/2018



Legend for the spectrum plot:

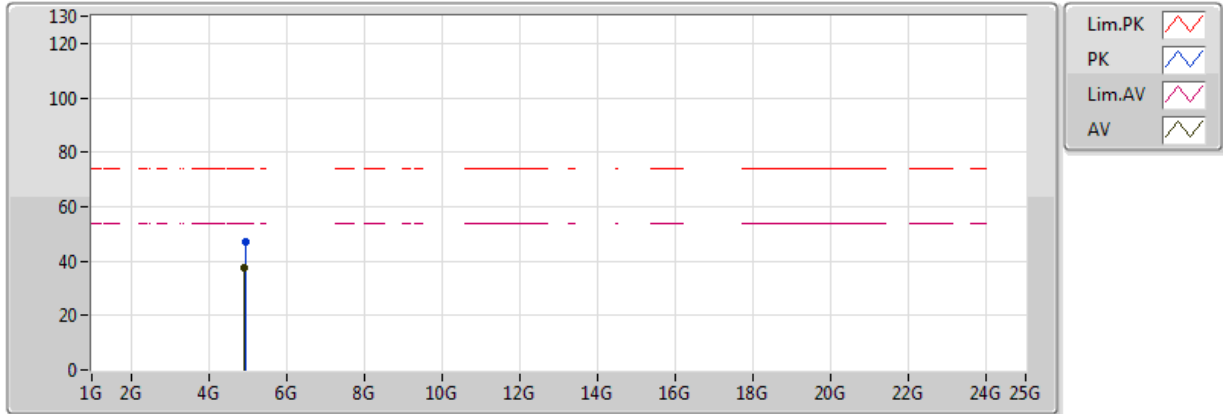
- Lim.PK 
- PK 
- Lim.AV 
- AV 

Type	Freq (Hz)	Level (dBuV/m)	Limit (dBuV/m)	Margin (dB)	Factor (dB)	Dist (m)	Condition	Azimuth (°)	Height (m)	Comments	Raw (dBuV)	AF (dB)	CL (dB)	PA (dB)
AV	4.9207G	38.02	54.00	-15.98	6.53	3	Vertical	17	1.50	-	31.49	31.37	10.36	35.20
PK	4.92496G	46.87	74.00	-27.13	6.53	3	Vertical	17	1.50	-	40.34	31.38	10.36	35.20

802.11n HT20_Nss1,(MCS0)_1TX

2462MHz_TX

09/03/2018

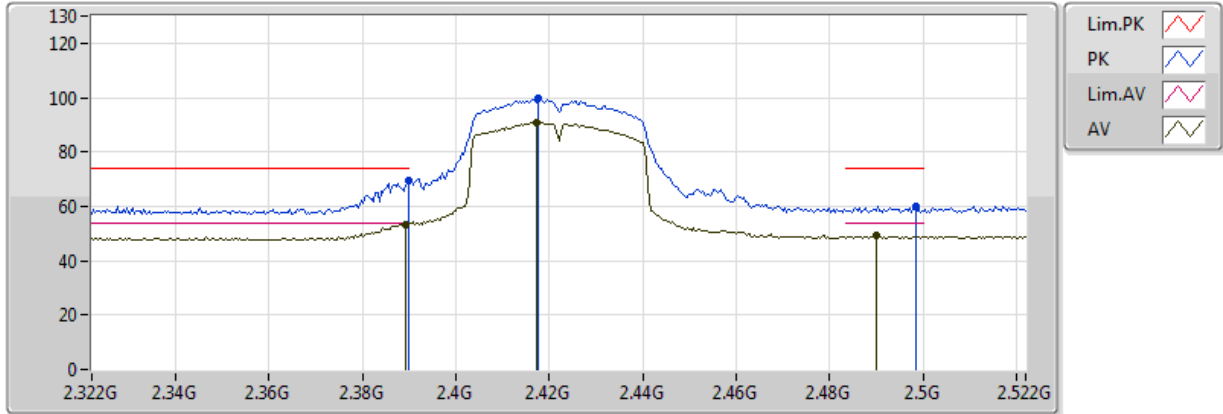


Type	Freq (Hz)	Level (dBuV/m)	Limit (dBuV/m)	Margin (dB)	Factor (dB)	Dist (m)	Condition	Azimuth (°)	Height (m)	Comments	Raw (dBuV)	AF (dB)	CL (dB)	PA (dB)
AV	4.9327G	37.59	54.00	-16.41	6.55	3	Horizontal	154	1.50	-	31.04	31.39	10.37	35.21
PK	4.93594G	47.07	74.00	-26.93	6.56	3	Horizontal	154	1.50	-	40.51	31.40	10.37	35.21

802.11n HT40_Nss1,(MCS0)_1TX

2422MHz_TX

09/03/2018

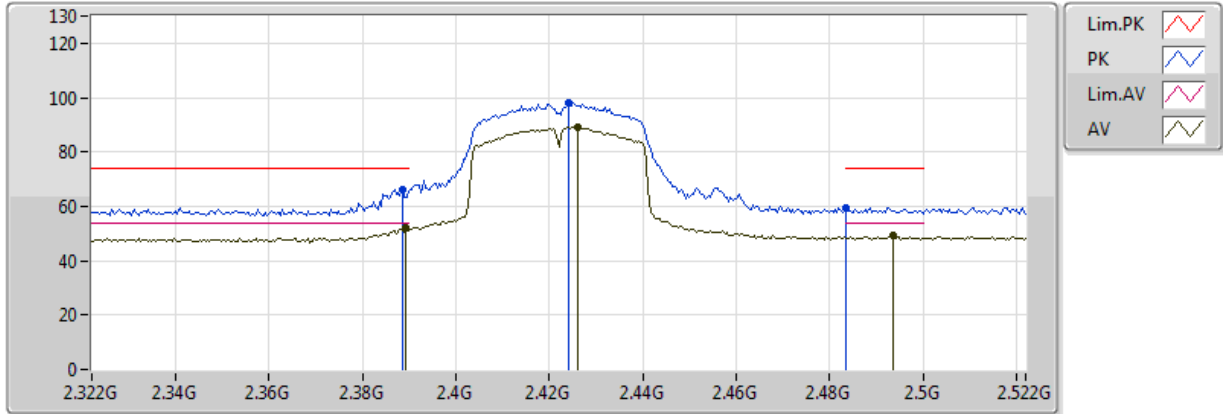


Type	Freq (Hz)	Level (dBuV/m)	Limit (dBuV/m)	Margin (dB)	Factor (dB)	Dist (m)	Condition	Azimuth (°)	Height (m)	Comments	Raw (dBuV)	AF (dB)	CL (dB)	PA (dB)
AV	2.3892G	53.43	54.00	-0.57	31.57	3	Vertical	138	2.55	-	21.86	28.33	3.24	-
AV	2.4172G	90.63	Inf	-Inf	31.62	3	Vertical	138	2.55	-	59.01	28.35	3.27	-
AV	2.49G	49.21	54.00	-4.79	31.73	3	Vertical	138	2.55	-	17.48	28.39	3.34	-
PK	2.389998G	69.73	74.00	-4.27	31.57	3	Vertical	138	2.55	-	38.16	28.33	3.24	-
PK	2.4176G	99.84	Inf	-Inf	31.62	3	Vertical	138	2.55	-	68.22	28.35	3.27	-
PK	2.4984G	59.94	74.00	-14.06	31.75	3	Vertical	138	2.55	-	28.19	28.40	3.35	-

802.11n HT40_Nss1,(MCS0)_1TX

2422MHz_TX

09/03/2018

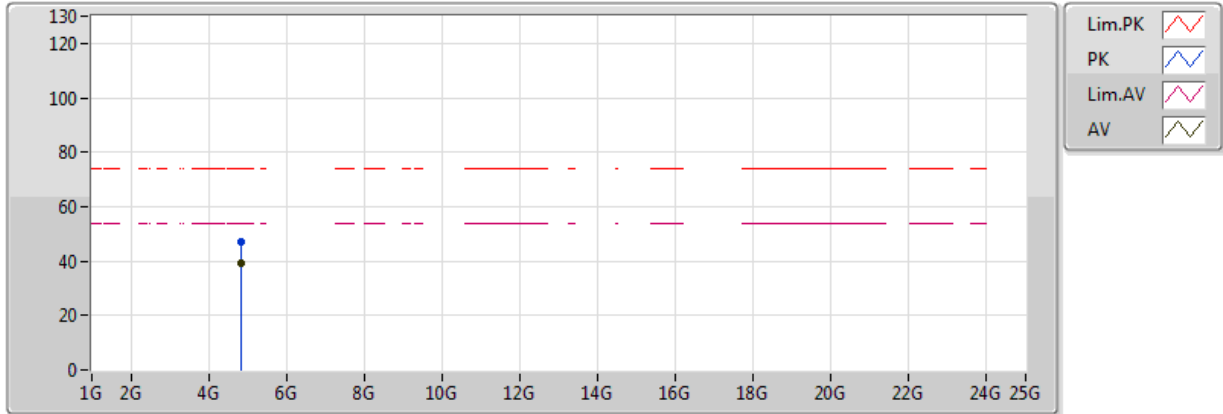


Type	Freq (Hz)	Level (dBuV/m)	Limit (dBuV/m)	Margin (dB)	Factor (dB)	Dist (m)	Condition	Azimuth (°)	Height (m)	Comments	Raw (dBuV)	AF (dB)	CL (dB)	PA (dB)
AV	2.3892G	51.97	54.00	-2.03	31.57	3	Horizontal	105	2.67	-	20.40	28.33	3.24	-
AV	2.426G	89.22	Inf	-Inf	31.63	3	Horizontal	105	2.67	-	57.59	28.36	3.28	-
AV	2.4936G	49.20	54.00	-4.80	31.74	3	Horizontal	105	2.67	-	17.46	28.40	3.34	-
PK	2.3884G	66.32	74.00	-7.68	31.57	3	Horizontal	105	2.67	-	34.75	28.33	3.24	-
PK	2.424G	98.13	Inf	-Inf	31.63	3	Horizontal	105	2.67	-	66.50	28.35	3.27	-
PK	2.483502G	59.54	74.00	-14.46	31.72	3	Horizontal	105	2.67	-	27.82	28.39	3.33	-

802.11n HT40_Nss1,(MCS0)_1TX

2422MHz_TX

09/03/2018

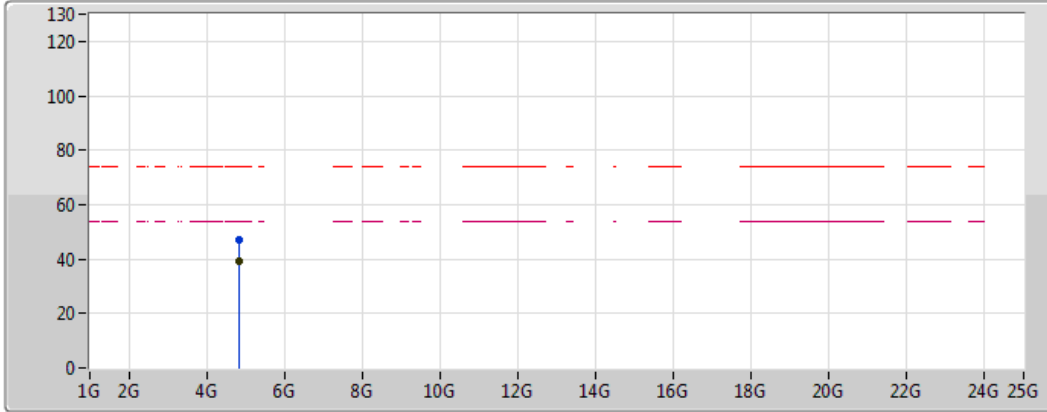






Type	Freq (Hz)	Level (dBuV/m)	Limit (dBuV/m)	Margin (dB)	Factor (dB)	Dist (m)	Condition	Azimuth (°)	Height (m)	Comments	Raw (dBuV)	AF (dB)	CL (dB)	PA (dB)
AV	4.84928G	39.20	54.00	-14.80	6.37	3	Vertical	107	2.49	-	32.83	31.26	10.30	35.18
PK	4.8419G	47.13	74.00	-26.87	6.36	3	Vertical	107	2.49	-	40.77	31.25	10.29	35.18

802.11n HT40_Nss1,(MCS0)_1TX

2422MHz_TX

09/03/2018



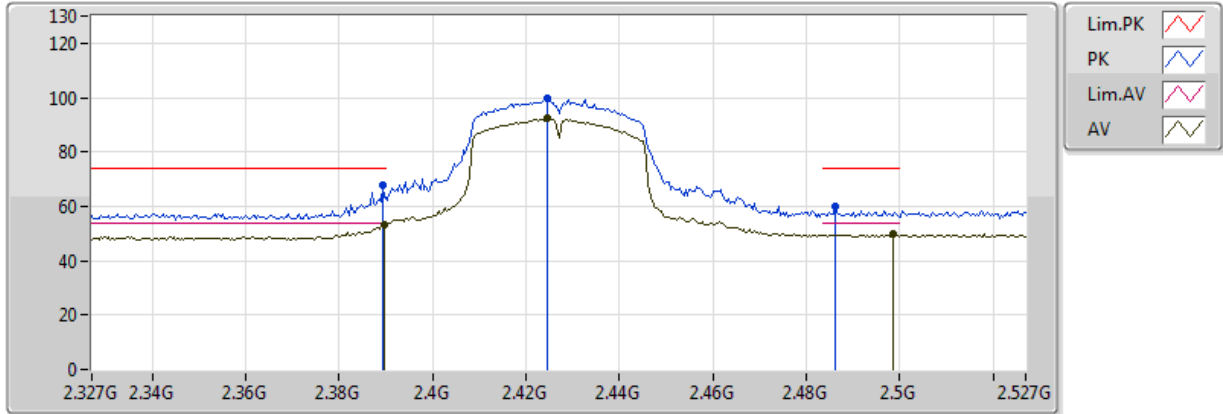
Lim.PK	
PK	
Lim.AV	
AV	

Type	Freq (Hz)	Level (dBuV/m)	Limit (dBuV/m)	Margin (dB)	Factor (dB)	Dist (m)	Condition	Azimuth (°)	Height (m)	Comments	Raw (dBuV)	AF (dB)	CL (dB)	PA (dB)
AV	4.8422G	38.97	54.00	-15.03	6.36	3	Horizontal	355	1.19	-	32.61	31.25	10.29	35.18
PK	4.83812G	47.25	74.00	-26.75	6.35	3	Horizontal	355	1.19	-	40.90	31.24	10.29	35.18

802.11n HT40_Nss1,(MCS0)_1TX

2427MHz_TX

10/03/2018

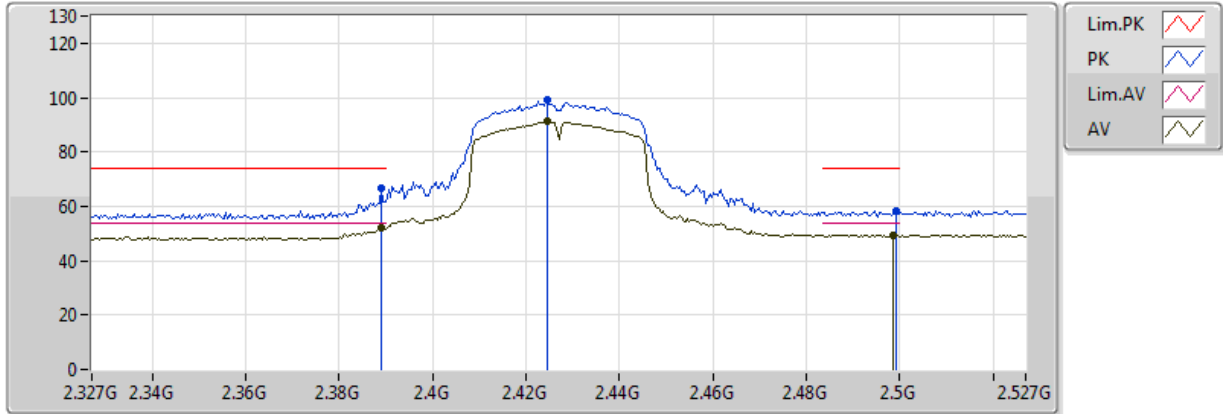


Type	Freq (Hz)	Level (dBuV/m)	Limit (dBuV/m)	Margin (dB)	Factor (dB)	Dist (m)	Condition	Azimuth (°)	Height (m)	Comments	Raw (dBuV)	AF (dB)	CL (dB)	PA (dB)
AV	2.3898G	53.28	54.00	-0.72	30.45	3	Vertical	139	2.47	-	22.83	27.21	3.24	-
AV	2.4246G	92.18	Inf	-Inf	30.58	3	Vertical	139	2.47	-	61.60	27.30	3.27	-
AV	2.4986G	49.77	54.00	-4.23	30.85	3	Vertical	139	2.47	-	18.92	27.50	3.35	-
PK	2.3894G	67.88	74.00	-6.12	30.45	3	Vertical	139	2.47	-	37.43	27.21	3.24	-
PK	2.4246G	99.57	Inf	-Inf	30.58	3	Vertical	139	2.47	-	68.99	27.30	3.27	-
PK	2.4862G	59.90	74.00	-14.10	30.80	3	Vertical	139	2.47	-	29.10	27.46	3.34	-

802.11n HT40_Nss1,(MCS0)_1TX

2427MHz_TX

10/03/2018

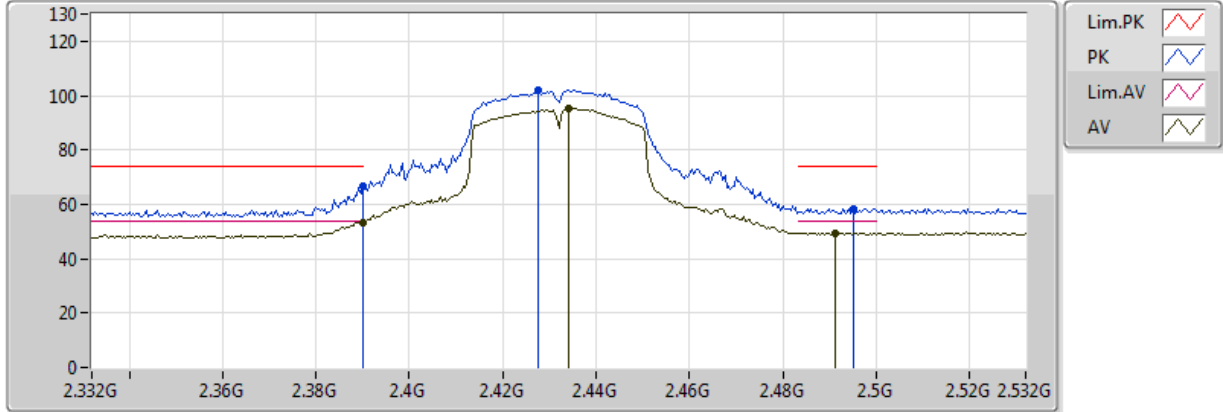


Type	Freq (Hz)	Level (dBuV/m)	Limit (dBuV/m)	Margin (dB)	Factor (dB)	Dist (m)	Condition	Azimuth (°)	Height (m)	Comments	Raw (dBuV)	AF (dB)	CL (dB)	PA (dB)
AV	2.389G	52.10	54.00	-1.90	30.45	3	Horizontal	101	2.67	-	21.65	27.21	3.24	-
AV	2.4246G	91.13	Inf	-Inf	30.58	3	Horizontal	101	2.67	-	60.55	27.30	3.27	-
AV	2.4986G	49.56	54.00	-4.44	30.85	3	Horizontal	101	2.67	-	18.71	27.50	3.35	-
PK	2.389G	66.69	74.00	-7.31	30.45	3	Horizontal	101	2.67	-	36.24	27.21	3.24	-
PK	2.4246G	98.97	Inf	-Inf	30.58	3	Horizontal	101	2.67	-	68.39	27.30	3.27	-
PK	2.4994G	58.40	74.00	-15.60	30.85	3	Horizontal	101	2.67	-	27.55	27.50	3.35	-

802.11n HT40_Nss1,(MCS0)_1TX

2432MHz_TX

10/03/2018

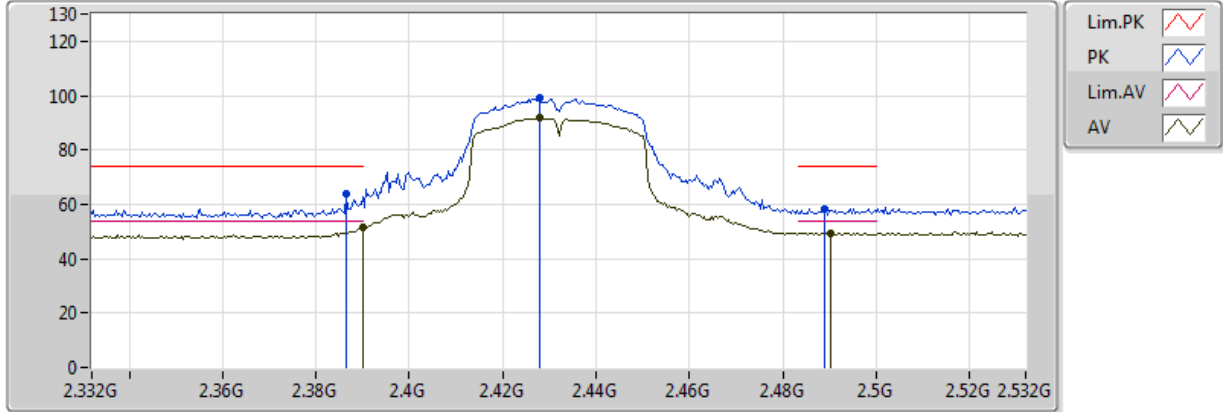


Type	Freq (Hz)	Level (dBuV/m)	Limit (dBuV/m)	Margin (dB)	Factor (dB)	Dist (m)	Condition	Azimuth (°)	Height (m)	Comments	Raw (dBuV)	AF (dB)	CL (dB)	PA (dB)
AV	2.389998G	53.41	54.00	-0.59	30.45	3	Vertical	80	2.59	-	22.96	27.21	3.24	-
AV	2.434G	95.13	Inf	-Inf	30.61	3	Vertical	80	2.59	-	64.52	27.33	3.28	-
AV	2.4912G	49.53	54.00	-4.47	30.82	3	Vertical	80	2.59	-	18.71	27.48	3.34	-
PK	2.389998G	66.78	74.00	-7.22	30.45	3	Vertical	80	2.59	-	36.33	27.21	3.24	-
PK	2.4276G	102.23	Inf	-Inf	30.59	3	Vertical	80	2.59	-	71.64	27.31	3.28	-
PK	2.4952G	58.39	74.00	-15.61	30.84	3	Vertical	80	2.59	-	27.55	27.49	3.35	-

802.11n HT40_Nss1,(MCS0)_1TX

2432MHz_TX

10/03/2018



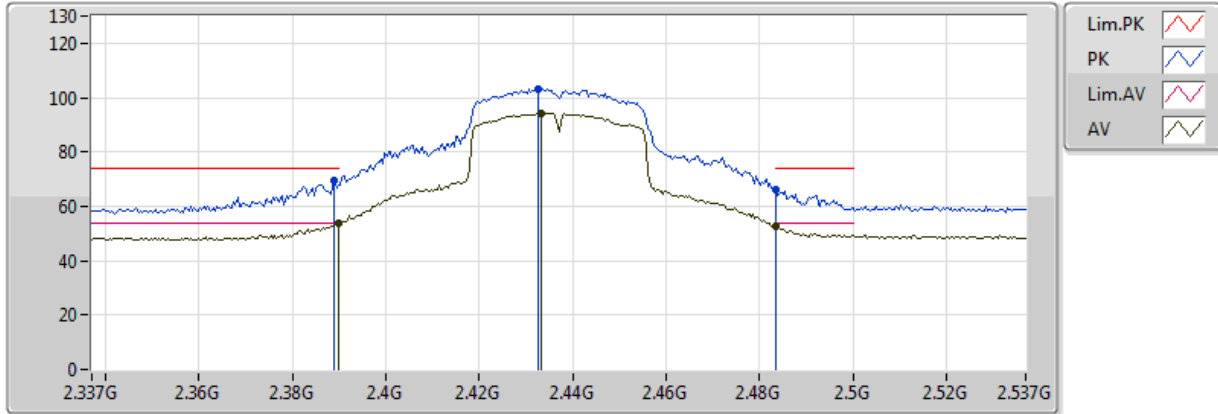
Type	Freq (Hz)	Level (dBuV/m)	Limit (dBuV/m)	Margin (dB)	Factor (dB)	Dist (m)	Condition	Azimuth (°)	Height (m)	Comments	Raw (dBuV)	AF (dB)	CL (dB)	PA (dB)
AV	2.389998G	51.38	54.00	-2.62	30.45	3	Horizontal	102	2.66	-	20.93	27.21	3.24	-
AV	2.428G	91.64	Inf	-Inf	30.59	3	Horizontal	102	2.66	-	61.05	27.31	3.28	-
AV	2.4904G	49.32	54.00	-4.68	30.82	3	Horizontal	102	2.66	-	18.50	27.48	3.34	-
PK	2.3864G	63.86	74.00	-10.14	30.44	3	Horizontal	102	2.66	-	33.42	27.20	3.24	-
PK	2.428G	99.45	Inf	-Inf	30.59	3	Horizontal	102	2.66	-	68.86	27.31	3.28	-
PK	2.4888G	58.37	74.00	-15.63	30.81	3	Horizontal	102	2.66	-	27.56	27.47	3.34	-



802.11n HT40_Nss1,(MCS0)_1TX

2437MHz_TX

09/03/2018

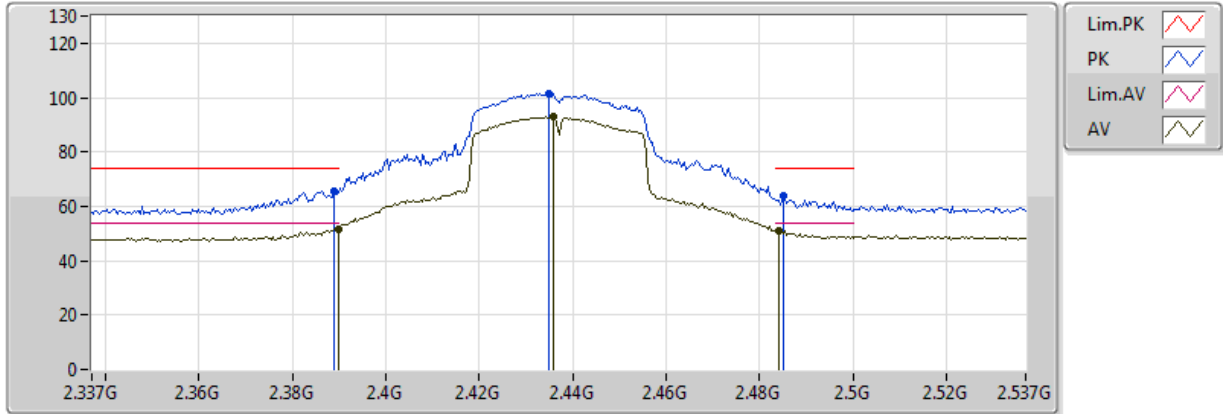


Type	Freq (Hz)	Level (dBuV/m)	Limit (dBuV/m)	Margin (dB)	Factor (dB)	Dist (m)	Condition	Azimuth (°)	Height (m)	Comments	Raw (dBuV)	AF (dB)	CL (dB)	PA (dB)
AV	2.3898G	53.63	54.00	-0.37	31.57	3	Vertical	140	2.56	-	22.06	28.33	3.24	-
AV	2.4334G	94.39	Inf	-Inf	31.64	3	Vertical	140	2.56	-	62.75	28.36	3.28	-
AV	2.483502G	52.44	54.00	-1.56	31.72	3	Vertical	140	2.56	-	20.72	28.39	3.33	-
PK	2.389G	69.22	74.00	-4.78	31.57	3	Vertical	140	2.56	-	37.65	28.33	3.24	-
PK	2.4326G	103.28	Inf	-Inf	31.64	3	Vertical	140	2.56	-	71.64	28.36	3.28	-
PK	2.483502G	66.12	74.00	-7.88	31.72	3	Vertical	140	2.56	-	34.40	28.39	3.33	-

802.11n HT40_Nss1,(MCS0)_1TX

2437MHz_TX

09/03/2018

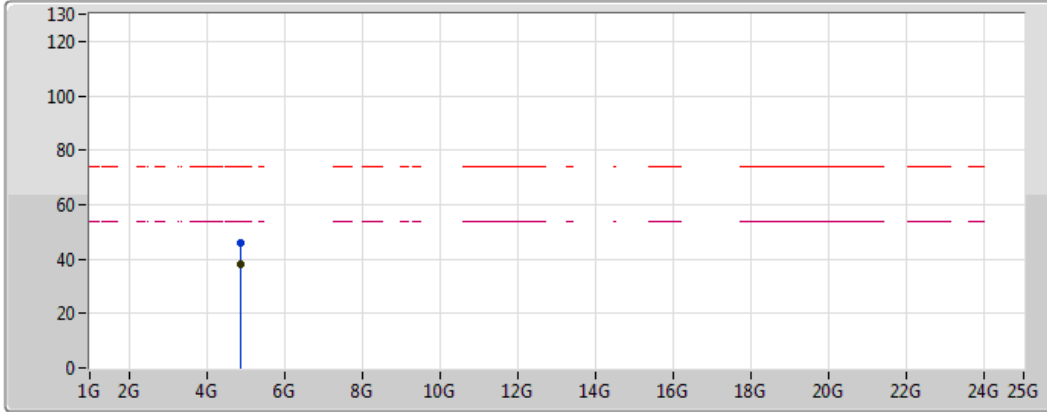


Type	Freq (Hz)	Level (dBuV/m)	Limit (dBuV/m)	Margin (dB)	Factor (dB)	Dist (m)	Condition	Azimuth (°)	Height (m)	Comments	Raw (dBuV)	AF (dB)	CL (dB)	PA (dB)
AV	2.3898G	51.69	54.00	-2.31	31.57	3	Horizontal	98	1.24	-	20.12	28.33	3.24	-
AV	2.4358G	92.87	Inf	-Inf	31.65	3	Horizontal	98	1.24	-	61.22	28.36	3.29	-
AV	2.4842G	50.83	54.00	-3.17	31.72	3	Horizontal	98	1.24	-	19.11	28.39	3.33	-
PK	2.389G	65.64	74.00	-8.36	31.57	3	Horizontal	98	1.24	-	34.07	28.33	3.24	-
PK	2.435G	101.58	Inf	-Inf	31.65	3	Horizontal	98	1.24	-	69.93	28.36	3.29	-
PK	2.485G	63.75	74.00	-10.25	31.72	3	Horizontal	98	1.24	-	32.03	28.39	3.33	-

802.11n HT40_Nss1,(MCS0)_1TX

2437MHz_TX

09/03/2018

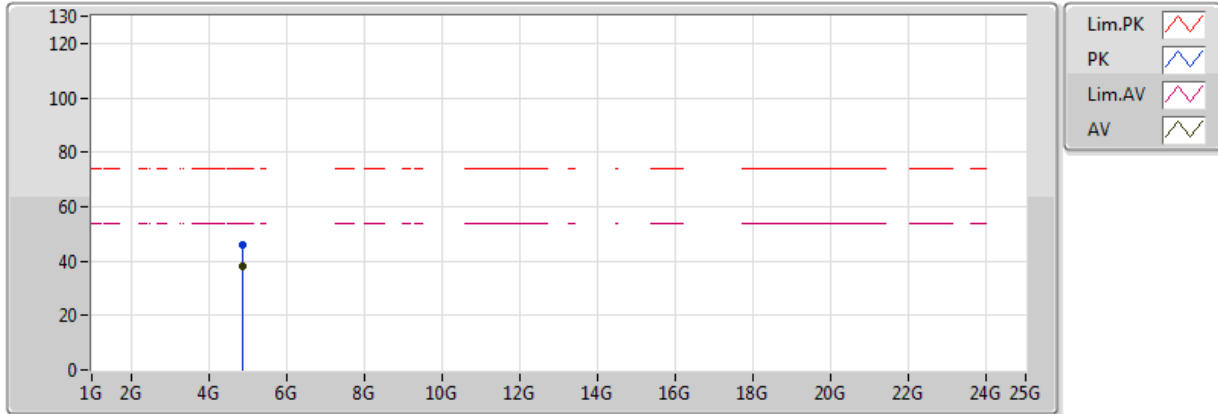


Type	Freq (Hz)	Level (dBuV/m)	Limit (dBuV/m)	Margin (dB)	Factor (dB)	Dist (m)	Condition	Azimuth (°)	Height (m)	Comments	Raw (dBuV)	AF (dB)	CL (dB)	PA (dB)
AV	4.86836G	38.15	54.00	-15.85	6.41	3	Vertical	9	1.01	-	31.74	31.29	10.31	35.19
PK	4.87772G	45.77	74.00	-28.23	6.43	3	Vertical	9	1.01	-	39.34	31.30	10.32	35.19

802.11n HT40_Nss1,(MCS0)_1TX

2437MHz_TX

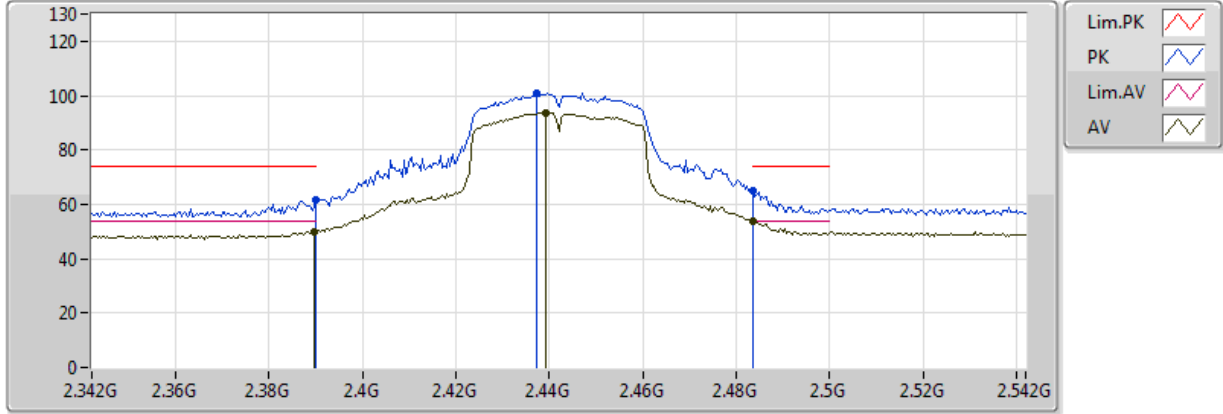
09/03/2018



Type	Freq (Hz)	Level (dBuV/m)	Limit (dBuV/m)	Margin (dB)	Factor (dB)	Dist (m)	Condition	Azimuth (°)	Height (m)	Comments	Raw (dBuV)	AF (dB)	CL (dB)	PA (dB)
AV	4.88786G	38.02	54.00	-15.98	6.45	3	Horizontal	156	1.50	-	31.57	31.32	10.33	35.20
PK	4.88516G	46.11	74.00	-27.89	6.45	3	Horizontal	156	1.50	-	39.66	31.32	10.33	35.20

**802.11n HT40_Nss1,(MCS0)_1TX
2442MHz_TX**

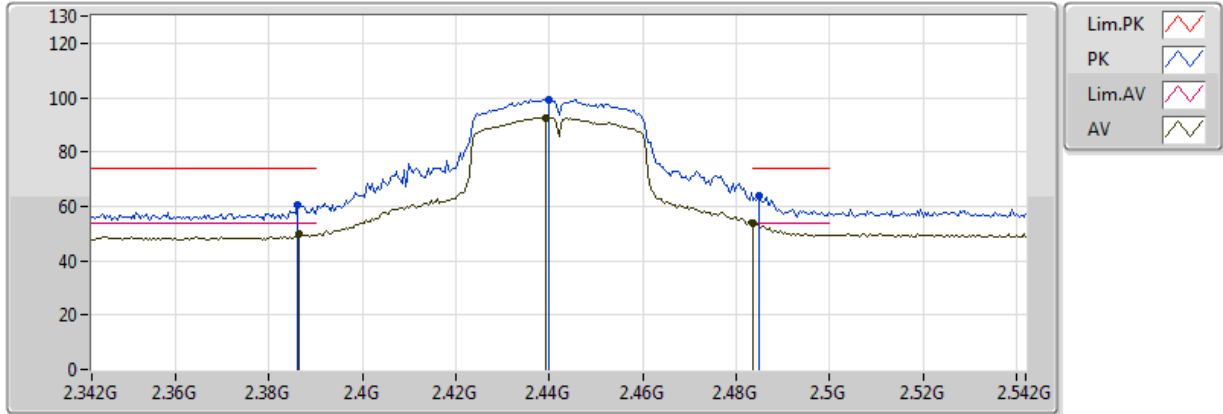
10/03/2018



Type	Freq (Hz)	Level (dBuV/m)	Limit (dBuV/m)	Margin (dB)	Factor (dB)	Dist (m)	Condition	Azimuth (°)	Height (m)	Comments	Raw (dBuV)	AF (dB)	CL (dB)	PA (dB)
AV	2.3896G	49.88	54.00	-4.12	30.45	3	Vertical	140	2.25	-	19.43	27.21	3.24	-
AV	2.4392G	93.71	Inf	-Inf	30.63	3	Vertical	140	2.25	-	63.08	27.34	3.29	-
AV	2.483502G	53.77	54.00	-0.23	30.79	3	Vertical	140	2.25	-	22.98	27.46	3.33	-
PK	2.389998G	61.47	74.00	-12.53	30.45	3	Vertical	140	2.25	-	31.02	27.21	3.24	-
PK	2.4372G	100.96	Inf	-Inf	30.62	3	Vertical	140	2.25	-	70.34	27.34	3.29	-
PK	2.483502G	65.21	74.00	-8.79	30.79	3	Vertical	140	2.25	-	34.42	27.46	3.33	-

**802.11n HT40_Nss1,(MCS0)_1TX
2442MHz_TX**

10/03/2018

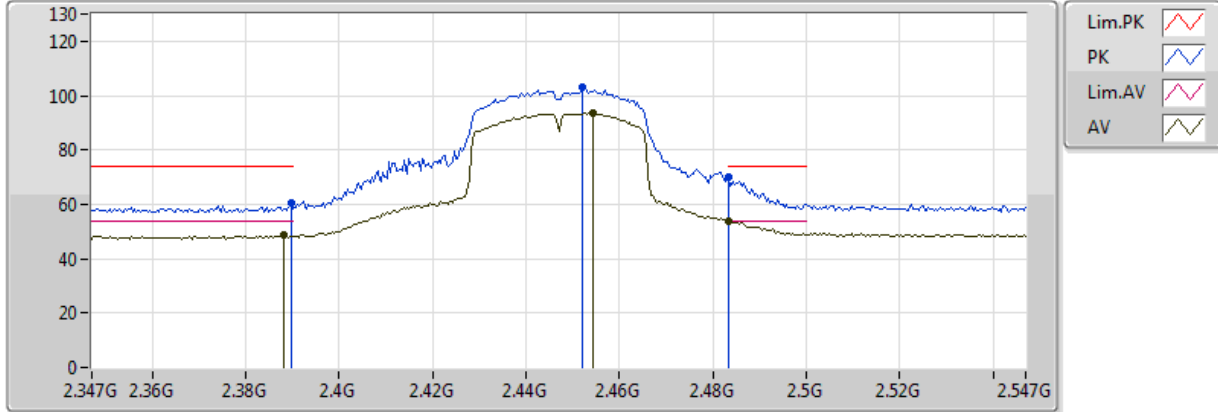


Type	Freq (Hz)	Level (dBuV/m)	Limit (dBuV/m)	Margin (dB)	Factor (dB)	Dist (m)	Condition	Azimuth (°)	Height (m)	Comments	Raw (dBuV)	AF (dB)	CL (dB)	PA (dB)
AV	2.3864G	49.84	54.00	-4.16	30.44	3	Horizontal	106	2.75	-	19.40	27.20	3.24	-
AV	2.4392G	92.73	Inf	-Inf	30.63	3	Horizontal	106	2.75	-	62.10	27.34	3.29	-
AV	2.483502G	53.64	54.00	-0.36	30.79	3	Horizontal	106	2.75	-	22.85	27.46	3.33	-
PK	2.386G	60.25	74.00	-13.75	30.44	3	Horizontal	106	2.75	-	29.81	27.20	3.24	-
PK	2.44G	99.41	Inf	-Inf	30.63	3	Horizontal	106	2.75	-	68.78	27.34	3.29	-
PK	2.4848G	63.88	74.00	-10.12	30.79	3	Horizontal	106	2.75	-	33.09	27.46	3.33	-

802.11n HT40_Nss1,(MCS0)_1TX

2447MHz_TX

09/03/2018

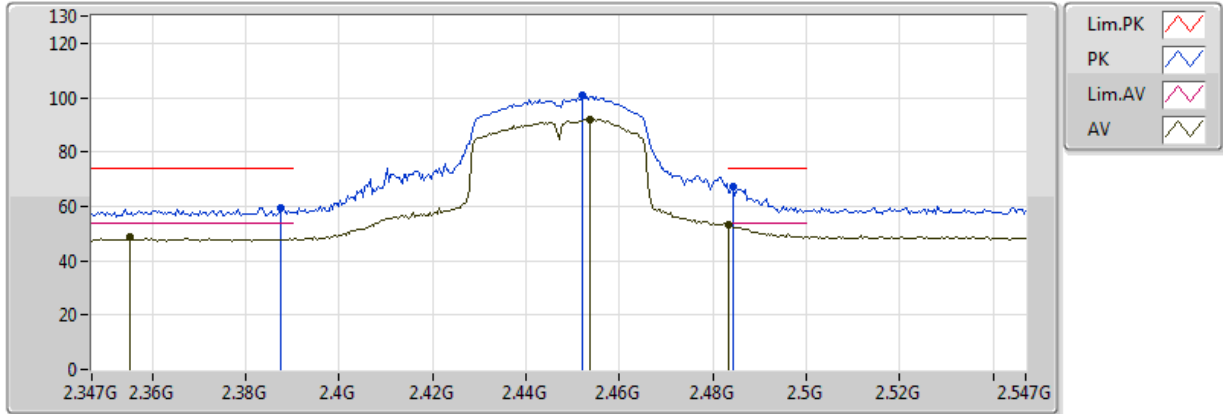


Type	Freq (Hz)	Level (dBuV/m)	Limit (dBuV/m)	Margin (dB)	Factor (dB)	Dist (m)	Condition	Azimuth (°)	Height (m)	Comments	Raw (dBuV)	AF (dB)	CL (dB)	PA (dB)
AV	2.3882G	48.48	54.00	-5.52	31.57	3	Vertical	143	2.77	-	16.91	28.33	3.24	-
AV	2.4542G	93.60	Inf	-Inf	31.68	3	Vertical	143	2.77	-	61.92	28.37	3.30	-
AV	2.483502G	53.85	54.00	-0.15	31.72	3	Vertical	143	2.77	-	22.13	28.39	3.33	-
PK	2.3898G	60.66	74.00	-13.34	31.57	3	Vertical	143	2.77	-	29.09	28.33	3.24	-
PK	2.4522G	103.20	Inf	-Inf	31.67	3	Vertical	143	2.77	-	71.53	28.37	3.30	-
PK	2.483502G	70.22	74.00	-3.78	31.72	3	Vertical	143	2.77	-	38.50	28.39	3.33	-

802.11n HT40_Nss1,(MCS0)_1TX

2447MHz_TX

09/03/2018

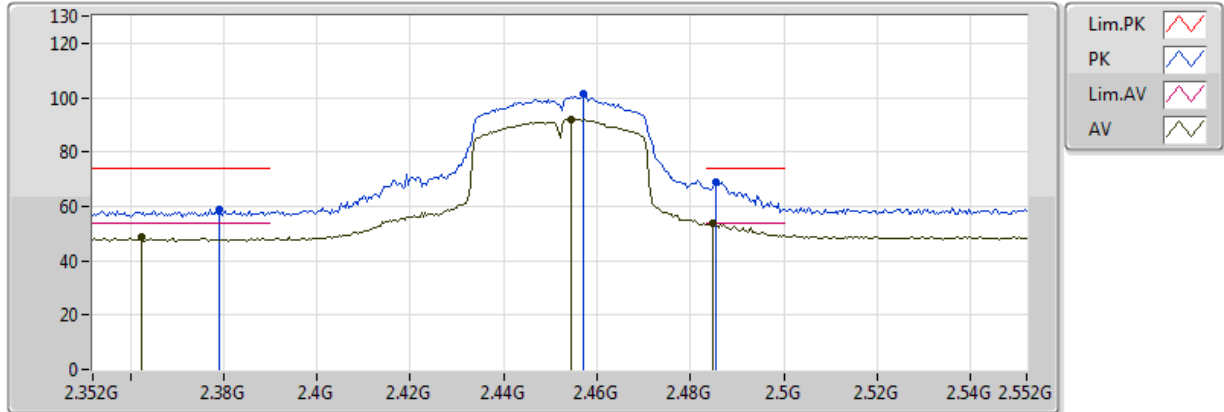


Type	Freq (Hz)	Level (dBuV/m)	Limit (dBuV/m)	Margin (dB)	Factor (dB)	Dist (m)	Condition	Azimuth (°)	Height (m)	Comments	Raw (dBuV)	AF (dB)	CL (dB)	PA (dB)
AV	2.355G	48.70	54.00	-5.30	31.52	3	Horizontal	98	2.60	-	17.18	28.31	3.21	-
AV	2.4538G	91.84	Inf	-Inf	31.68	3	Horizontal	98	2.60	-	60.16	28.37	3.30	-
AV	2.483502G	53.04	54.00	-0.96	31.72	3	Horizontal	98	2.60	-	21.32	28.39	3.33	-
PK	2.3874G	59.40	74.00	-14.60	31.57	3	Horizontal	98	2.60	-	27.83	28.33	3.24	-
PK	2.4522G	100.66	Inf	-Inf	31.67	3	Horizontal	98	2.60	-	68.99	28.37	3.30	-
PK	2.4842G	67.16	74.00	-6.84	31.72	3	Horizontal	98	2.60	-	35.44	28.39	3.33	-

802.11n HT40_Nss1,(MCS0)_1TX

2452MHz_TX

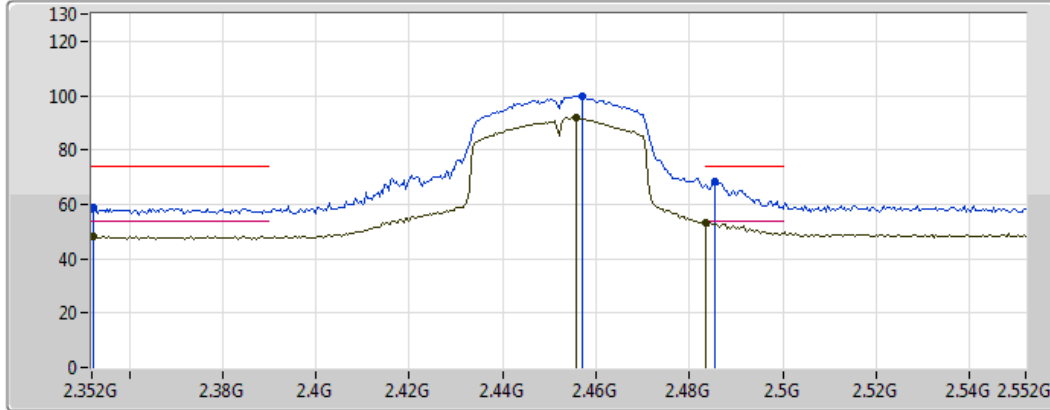
09/03/2018






Type	Freq (Hz)	Level (dBuV/m)	Limit (dBuV/m)	Margin (dB)	Factor (dB)	Dist (m)	Condition	Azimuth (°)	Height (m)	Comments	Raw (dBuV)	AF (dB)	CL (dB)	PA (dB)
AV	2.3624G	48.80	54.00	-5.20	31.54	3	Vertical	143	2.76	-	17.26	28.32	3.22	-
AV	2.4544G	92.17	Inf	-Inf	31.68	3	Vertical	143	2.76	-	60.49	28.37	3.30	-
AV	2.4848G	53.79	54.00	-0.21	31.72	3	Vertical	143	2.76	-	22.07	28.39	3.33	-
PK	2.3792G	58.75	74.00	-15.25	31.56	3	Vertical	143	2.76	-	27.19	28.33	3.23	-
PK	2.4572G	101.46	Inf	-Inf	31.68	3	Vertical	143	2.76	-	69.78	28.37	3.31	-
PK	2.4856G	69.03	74.00	-4.97	31.73	3	Vertical	143	2.76	-	37.30	28.39	3.34	-

**802.11n HT40_Nss1,(MCS0)_1TX
2452MHz_TX**

09/03/2018



Legend for the spectrum plot:

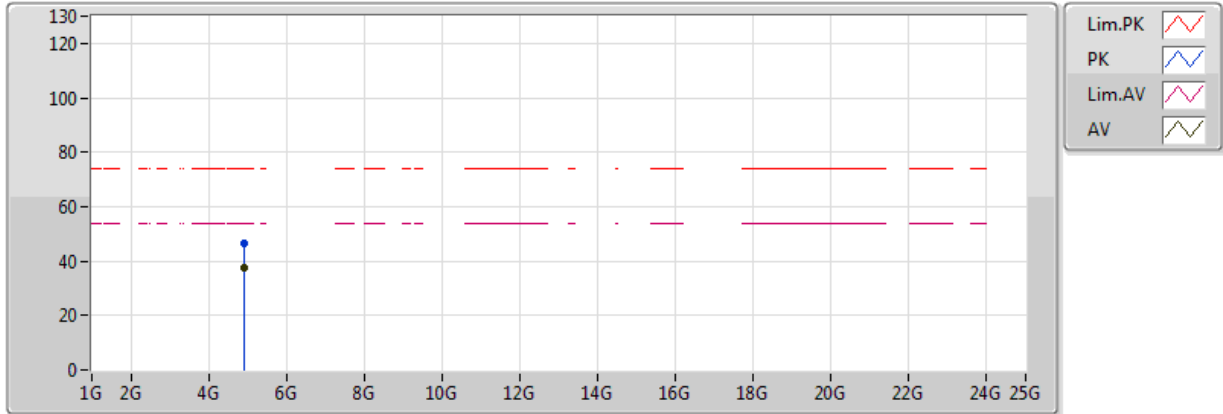
- Lim.PK 
- PK 
- Lim.AV 
- AV 

Type	Freq (Hz)	Level (dBuV/m)	Limit (dBuV/m)	Margin (dB)	Factor (dB)	Dist (m)	Condition	Azimuth (°)	Height (m)	Comments	Raw (dBuV)	AF (dB)	CL (dB)	PA (dB)
AV	2.3524G	48.40	54.00	-5.60	31.52	3	Horizontal	106	2.62	-	16.88	28.31	3.21	-
AV	2.4556G	91.87	Inf	-Inf	31.68	3	Horizontal	106	2.62	-	60.19	28.37	3.31	-
AV	2.483502G	53.49	54.00	-0.51	31.72	3	Horizontal	106	2.62	-	21.77	28.39	3.33	-
PK	2.3524G	58.58	74.00	-15.42	31.52	3	Horizontal	106	2.62	-	27.06	28.31	3.21	-
PK	2.4572G	99.91	Inf	-Inf	31.68	3	Horizontal	106	2.62	-	68.23	28.37	3.31	-
PK	2.4856G	68.15	74.00	-5.85	31.73	3	Horizontal	106	2.62	-	36.42	28.39	3.34	-

802.11n HT40_Nss1,(MCS0)_1TX

2452MHz_TX

09/03/2018

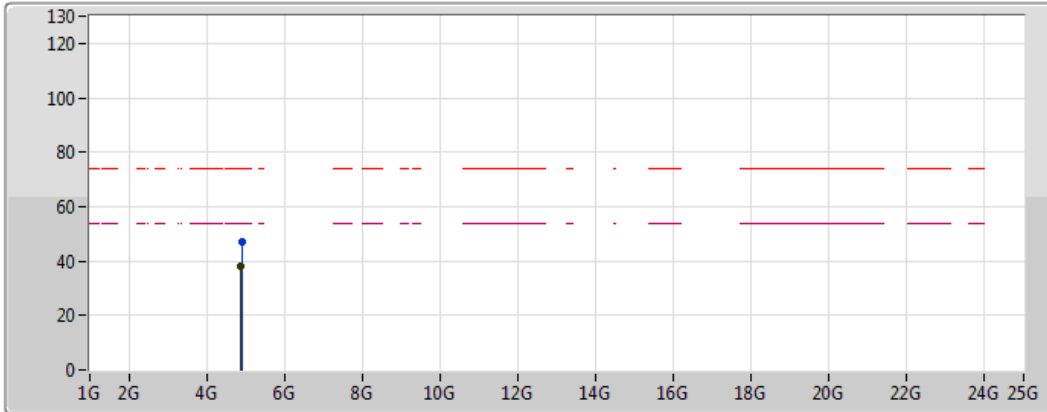


Type	Freq (Hz)	Level (dBuV/m)	Limit (dBuV/m)	Margin (dB)	Factor (dB)	Dist (m)	Condition	Azimuth (°)	Height (m)	Comments	Raw (dBuV)	AF (dB)	CL (dB)	PA (dB)
AV	4.9157G	37.44	54.00	-16.56	6.51	3	Vertical	357	1.50	-	30.93	31.37	10.35	35.20
PK	4.9049G	46.70	74.00	-27.30	6.49	3	Vertical	357	1.50	-	40.21	31.35	10.34	35.20

802.11n HT40_Nss1,(MCS0)_1TX

2452MHz_TX

09/03/2018



Type	Freq (Hz)	Level (dBuV/m)	Limit (dBuV/m)	Margin (dB)	Factor (dB)	Dist (m)	Condition	Azimuth (°)	Height (m)	Comments	Raw (dBuV)	AF (dB)	CL (dB)	PA (dB)
AV	4.89296G	37.83	54.00	-16.17	6.47	3	Horizontal	65	1.50	-	31.36	31.33	10.33	35.20
PK	4.90682G	46.99	74.00	-27.01	6.50	3	Horizontal	65	1.50	-	40.49	31.35	10.35	35.20