

IEC 60950-1			
Clause	Requirement + Test	Result - Remark	Verdict

Photodocumentation:

Pic.1-2 Top / front view



Pic. 3-4 Side views




IEC 60950-1			
Clause	Requirement + Test	Result - Remark	Verdict


Pic. 5 Bottom view




Pic. 6 Disassembled



5. Photo Report



Picture 1 : EUT A and EUT B



Picture 2 : EUT A turned around and EUT B



Picture 3 : setup for the test "Conducted interference voltage"



Picture 4 : setup for the test "Conducted interference voltage", detailed view




Picture 5 : setup for the test "RF-electromagnetic field", detailed view




Picture 6 : setup for the test "RF-electromagnetic field"



Picture 7 : setup for the test "RF-common mode"



Picture 8 : setup for the test "RF-common mode", detailed view left side



Picture 9 : setup for the test "RF-common mode", detailed view right side



Picture 10 : setup for the test "Vehicular Pulses / Transients and Surges"

PHOTO REPORT



Photo No. 1: Setup for radiated tests ($f < 30$ MHz)




Photo No. 2: Setup for radiated tests ($f \geq 30$ MHz)

PHOTO REPORT:




Photo 1: EUT test setup for radiated measurements.




Photo 2: Setup for the test "Blocking" (inside the shielded cabin)



Photo 3: Setup for the test "Blocking" (outside the shielded cabin)