



TEST SETUP




Conduction Emissions Test Setup



Radiated Emissions Test Setup: 9kHz-30MHz



Radiated Emissions Test Setup: 30MHz-1000MHz



Radiated Emissions Test Setup: 1000MHz-6000MHz