



Registration
No.788871

MPE REPORT

Report No.: SRTC2018-9004(F)-18082702(I)

Product Name: Remote Car Key

Product Model: HUF2724

Applicant: Huf Hülsbeck & Fürst GmbH & Co. KG

Manufacturer: Huf Hülsbeck & Fürst GmbH & Co. KG

Specification: FCC Part §2.1093, §1.1307(b)

FCC ID: YGOHUF2724

The State Radio_monitoring_center Testing Center (SRTC)

15th Building, No.30, Shixing Street, Shijingshan District, Beijing, P.R.China

Tel: 86-10-57996183 Fax: 86-10-57996388

CONTENTS

1. GENERAL INFORMATION.....	2
1.1 NOTES OF THE TEST REPORT.....	2
1.2 INFORMATION ABOUT THE TESTING LABORATORY.....	2
1.3 APPLICANT’S DETAILS.....	2
1.4 MANUFACTURER’S DETAILS.....	2
1.5 TEST ENVIRONMENT.....	3
2 DESCRIPTION OF THE DEVICE UNDER TEST.....	4
2.1 FINAL EQUIPMENT BUILD STATUS.....	4
3 REFERENCE SPECIFICATION.....	5
4 RESULT SUMMARY.....	6
5 TEST RESULTS.....	7
5.1 TEST RESULT.....	7
5.2 SAR TEST EXCLUSION THRESHOLDS.....	8

1. GENERAL INFORMATION

1.1 Notes of the test report

The test report may only be reproduced or published in full. Reproduction or publication of extracts from the report requires the prior written permission of The State Radio_monitoring_center Testing Center (SRTC).

The test results relate only to individual items of the samples which have been tested.

1.2 Information about the testing laboratory

Company:	The State Radio_monitoring_center Testing Center (SRTC)
Address:	15th Building, No.30 Shixing Street, Shijingshan District, P.R.China
City:	Beijing
Country or Region:	P.R.China
Contacted person:	Liu Jia
Tel:	+86 10 57996183
Fax:	+86 10 57996388
Email:	liujiaf@srtc.org.cn

1.3 Applicant's details

Company:	Huf Hülbeck & Fürst GmbH & Co. KG
Address:	Steeger Straße 17 42551 Velbert
City:	Velbert
Country or Region:	Germany
Contacted person:	Thomas Herzog
Tel:	+49 (0)2051 272-877
Fax:	+49 (0)2051 272-700-877
Email:	Thomas.Herzog@huf-group.com

1.4 Manufacturer's details

Company:	Huf Hülbeck & Fürst GmbH & Co. KG
Address:	Steeger Straße 17 42551 Velbert
City:	Velbert
Country or Region:	Germany
Contacted person:	Thomas Herzog
Tel:	+49 (0)2051 272-877
Fax:	+49 (0)2051 272-700-877
Email:	Thomas.Herzog@huf-group.com

1.5 Test environment

Date of Receipt of test sample at SRTC:	2018-08-27
Testing Start Date:	2018-08-28
Testing End Date:	2018-08-31

Environmental Data:	Temperature (°C)	Humidity (%)
Ambient	22-25	30-45

Normal Supply Voltage (V d.c.):	3.30
---------------------------------	------

2 DESCRIPTION OF THE DEVICE UNDER TEST

2.1 Final Equipment Build Status



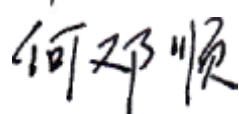
Equipment Number	1
Operating Frequency	433.92MHz
Antenna Type	PCB Printed loop Antenna
Antenna Gain	-15dBi
Modulation Type	FSK
Power Supply	Battery
Software Revision	2.04
Hardware Revision	003
SN	Sample1: 1# (FSK)

3 REFERENCE SPECIFICATION

Specification	Version	Title
2.1093	June 23, 2015	Radiofrequency radiation exposure evaluation: portable devices.
1.1307(b)	Apr. 22, 1986	Actions that may have a significant environmental effect, for which Environmental Assessments (EAs) must be prepared.
KDB447498	D01	General RF Exposure Guidance

4 RESULT SUMMARY

No.	Test case	FCC reference
1	MPE	FCC Part §2.1093, FCC Part §1.1307(b) KDB447498 D01

This Test Report Is Issued by: Mr. Peng Zhen 	Checked by: Mr. Li Bin 
Tested by: Mr. He Dengshun 	Issued date: 20180907

5 Test Results

5.1 Test Result

Test conditions	Modulation type	State		Value	
		Test environment		Normal operation	
		Centre frequency		433.92MHz	
		Power Mode		P _{conducted} (dBm)	P _{erp} (dBm)
NTNV	FSK	Measured Effective Radiated Power		2.56	-12.44
LTLV	FSK			2.54	-12.46
LTHV	FSK			2.55	-12.45
HTLV	FSK			2.55	-12.45
HTHV	FSK			2.56	-12.44

Note: $P_{erp} = P_{conducted} + \text{antenna gain}$

P_{erp} : measured effective radiated power.

$P_{conducted}$: maximum measured conducted power.

5.2 SAR Test Exclusion Thresholds

According to the KDB447498 4.3.1(a)

For 100 MHz to 6 GHz and test separation distances ≤ 50 mm, the 1-g and 10-g SAR test exclusion thresholds are determined by the following:

$[(\text{max. power of channel, including tune-up tolerance, mW}) / (\text{min. test separation distance, mm})] \cdot [\sqrt{f(\text{GHz})}] \leq 3.0$ for 1-g SAR, where

- f(GHz) is the RF channel transmit frequency in GHz
- Power and distance are rounded to the nearest mW and mm before calculation
- The result is rounded to one decimal place for comparison

The test exclusions are applicable only when the minimum test separation distance is ≤ 50 mm, and for transmission frequencies between 100 MHz and 6 GHz. When the minimum test separation distance is < 5 mm, a distance of 5 mm according to 4.1 f) is applied to determine SAR test exclusion.

Summary of Transmitters

Mode/Band	Freq (MHz)	Max. power of channel, including tune-up tolerance, (dBm)	Max. power of channel, including tune-up tolerance, (mW)	Min. test separation distance, (mm)	The calculation results (1g)	SAR test exclusion Threshold (1g)	SAR Required
FSK	433.92	3	2	5	0.27	≤ 3.0	No

---End of Test Report---