


Annex B Test setup photos




Test setup semi anechoic chamber (position 1)

Annex B Test setup photos




Test setup semi anechoic chamber (position 2)

Annex B Test setup photos



Test setup semi anechoic chamber (position 3)

Annex B **Test setup photos**




Test setup semi anechoic chamber <30 MHz

Annex B **Test setup photos**




Test setup semi anechoic chamber <1 GHz

Annex B **Test setup photos**




Test setup fully anechoic chamber >1 GHz

Annex B **Test setup photos**




Test setup fully anechoic chamber <12 GHz

Annex B **Test setup photos**




Test setup fully anechoic chamber <40 GHz

Annex B Test setup photos




Test setup >40 GHz

Annex B **Test setup photos**




Test temperature chamber (with isolation)

Annex B **Test setup photos**



Test temperature chamber (isolation removed)

Annex B **Test setup photos**



Test AC power line conducted emissions