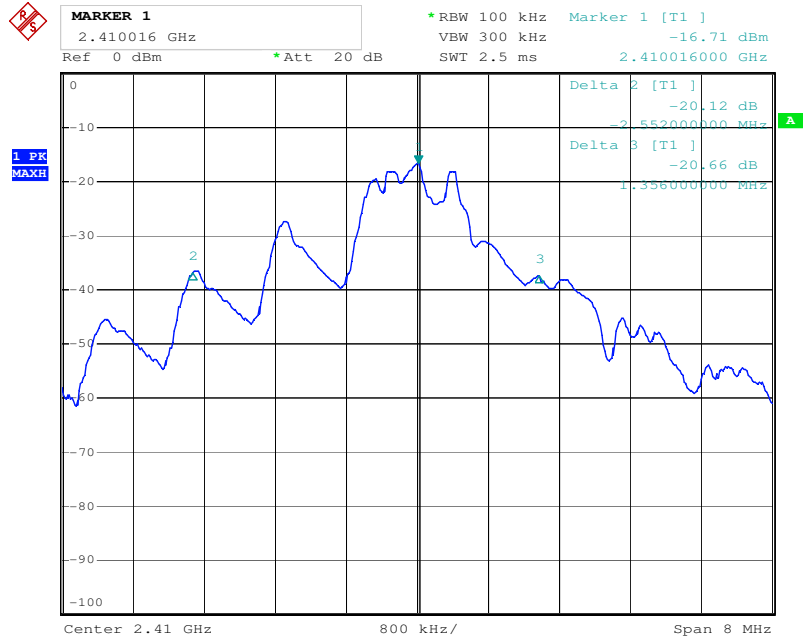


# Appendix 1

## Test Results

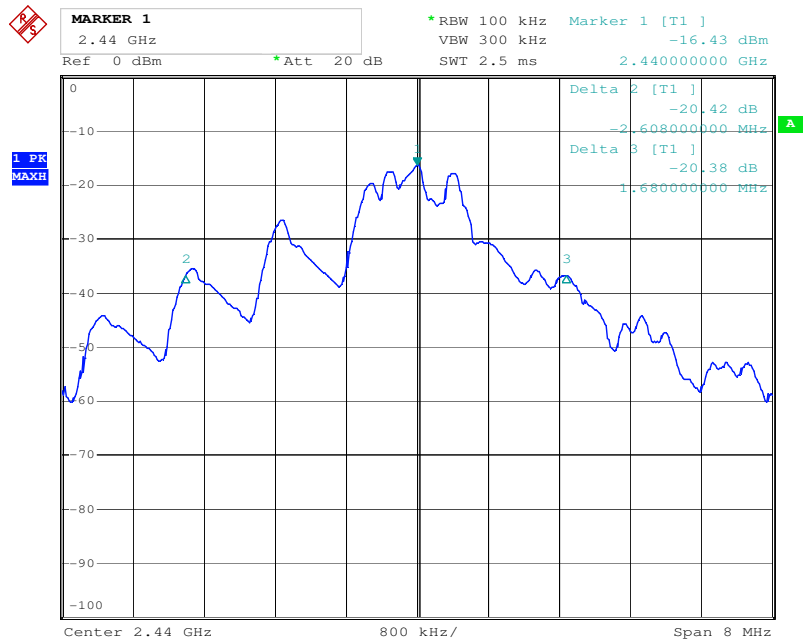
## 20dB Bandwidth

Tx frequency: 2410MHz



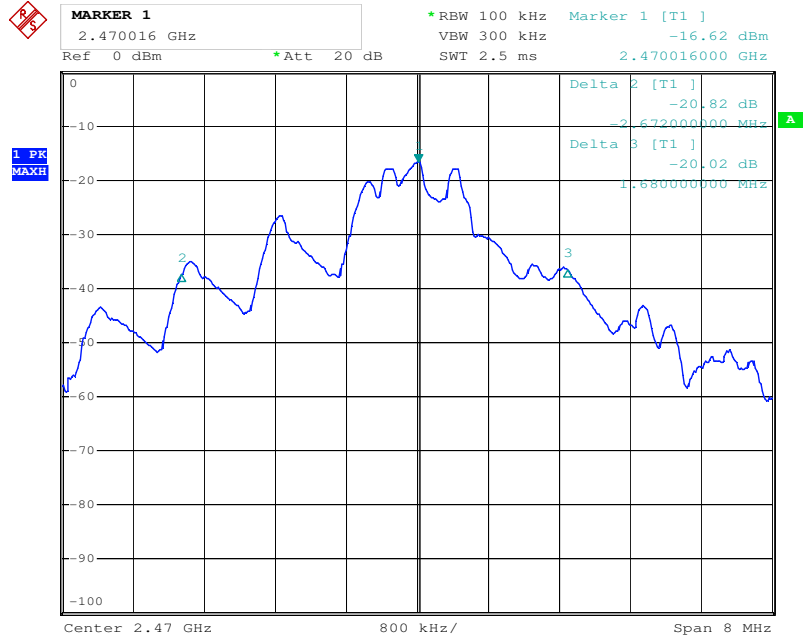
Comment: test print  
Date: 3.DEC.2014 10:00:38

Tx frequency: 2440MHz



Comment: test print  
Date: 3.DEC.2014 10:25:50

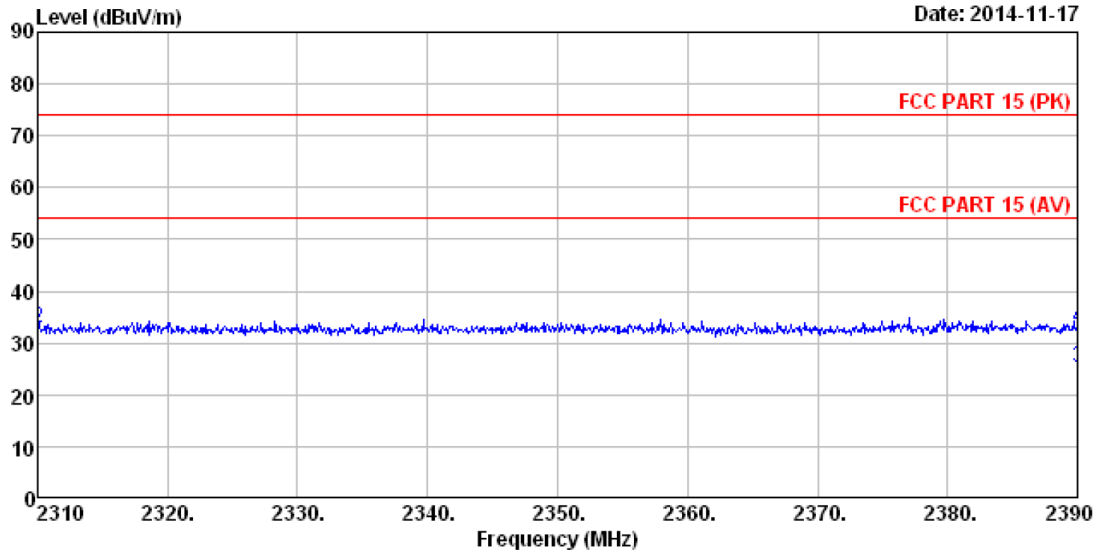
Tx frequency: 2470MHz



Comment: test print  
Date: 3.DEC.2014 10:59:38

## Band Edge Compliance

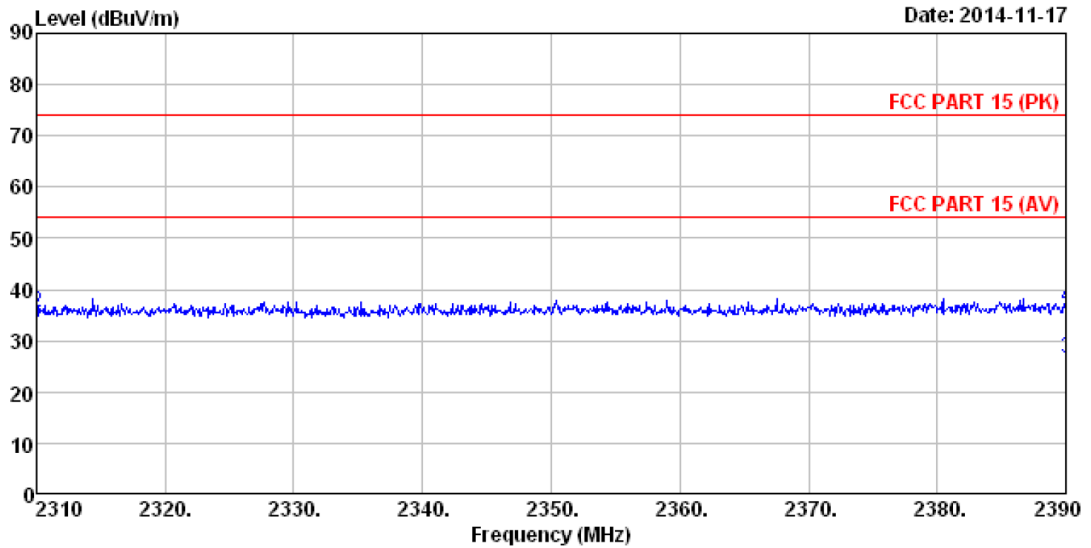
Tx frequency: 2410MHz (radiated measurement)



Site : 3m chamber , Project:  
 Condition : FCC PART 15 (PK) 3m BBHA9120D (>1G)-2013 VERTICAL  
 EUT : RC Toy(2.4GHz)  
 Model No. : 503001  
 Sample No. : TBA  
 TUV Order No: 144036355  
 Test Mode : TX on  
 : 2410MHz

	Read	Antenna	Cable	Preamp	Limit	Over	
Freq	Level	Factor	Loss	Factor	Level	Line	Limit Remark
MHz	dBuV	dB/m	dB	dB	dBuV/m	dBuV/m	dB
1	2310.000	27.81	27.03	5.30	34.11	26.03	54.00 -27.97 Average
2	2310.000	34.57	27.03	5.30	34.11	32.79	74.00 -41.21 Peak
3	2390.000	26.44	27.29	5.38	34.01	25.10	54.00 -28.90 Average
4	2390.000	34.09	27.29	5.38	34.01	32.75	74.00 -41.25 Peak

Vertical polarization

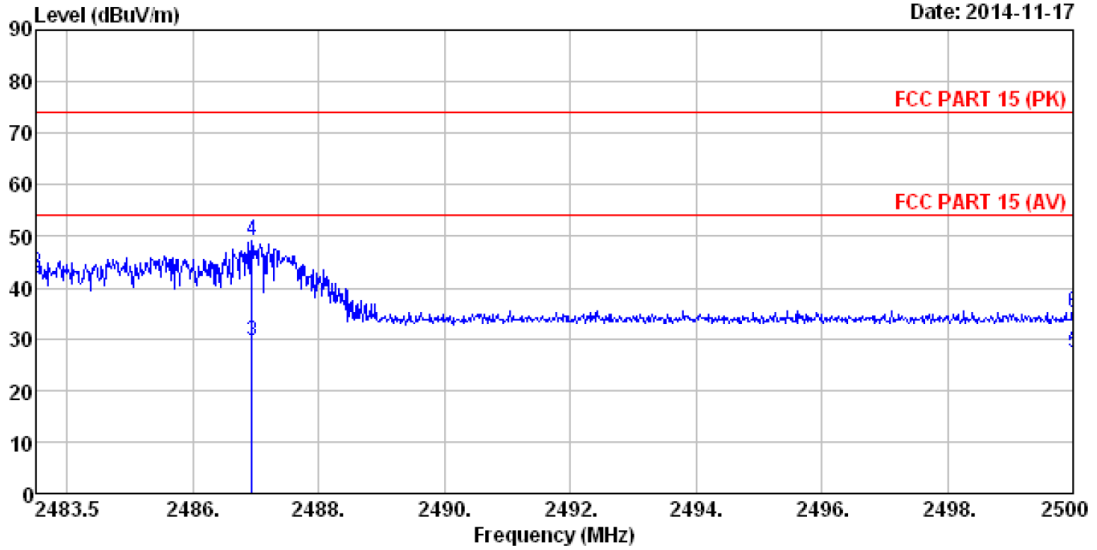


Site : 3m chamber , Project:  
 Condition : FCC PART 15 (PK) 3m BBHA9120D(>1G)-2013 HORIZONTAL  
 EUT : RC Toy(2.4GHz)  
 Model No. : 503001  
 Sample No. : TBA  
 TUV Order No: 144036355  
 Test Mode : TX on  
 : 2410MHz

	Read	Antenna	Cable	Preamp	Limit	Over	
Freq	Level	Factor	Loss	Factor	Level	Line	Limit Remark
MHz	dBuV	dB/m	dB	dB	dBuV/m	dBuV/m	dB
1	2310.000	27.11	27.03	5.30	34.11	25.33	54.00 -28.67 Average
2	2310.000	37.25	27.03	5.30	34.11	35.47	74.00 -38.53 Peak
3	2390.000	27.88	27.29	5.38	34.01	26.54	54.00 -27.46 Average
4	2390.000	37.84	27.29	5.38	34.01	36.50	74.00 -37.50 Peak

**Horizontal polarization**

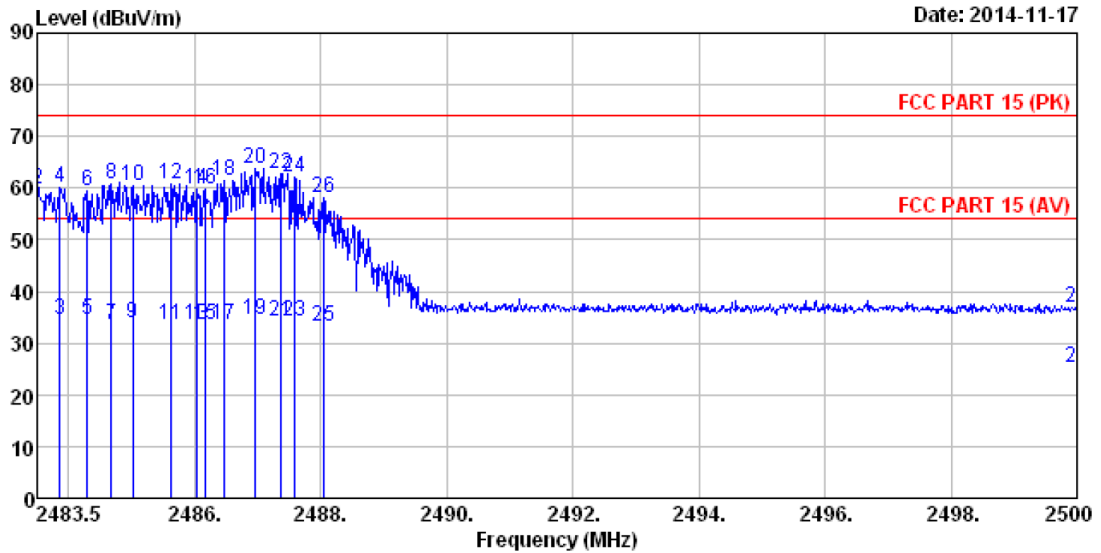
Tx frequency: 2470MHz (radiated measurement)



Site : 3m chamber , Project:  
 Condition : FCC PART 15 (PK) 3m BBHA9120D (>1G)-2013 VERTICAL  
 EUT : RC Toy(2.4GHz)  
 Model No. : 503001  
 Sample No. : TBA  
 TUV Order No: 144036355  
 Test Mode : TX on  
 : 2470MHz

	ReadAntenna	Cable	Preamp	Limit	Over			
Freq	Level	Factor	Loss	Factor	Level	Line	Limit	
MHz	dBuV	dB/m	dB	dB	dBuV/m	dBuV/m	dB	
1	2483.500	30.46	27.55	5.47	33.92	29.56	54.00	-24.44 Average
2	2483.500	43.82	27.55	5.47	33.92	42.92	74.00	-31.08 Peak
3	2486.932	30.61	27.55	5.47	33.92	29.71	54.00	-24.29 Average
4	2486.932	50.03	27.55	5.47	33.92	49.13	74.00	-24.87 Peak
5	2500.000	27.91	27.60	5.49	33.90	27.10	54.00	-26.90 Average
6	2500.000	35.90	27.60	5.49	33.90	35.09	74.00	-38.91 Peak

**Vertical polarization**



Site : 3m chamber , Project:  
 Condition : FCC PART 15 (PK) 3m BBHA9120D (>1G)-2013 HORIZONTAL  
 EUT : RC Toy(2.4GHz)  
 Model No. : 503001  
 Sample No. : TBA  
 TUV Order No: 144036355  
 Test Mode : TX on  
 : 2470MHz

	Read	Antenna	Cable	Preamp	Limit	Over	
Freq	Level	Factor	Loss	Factor	Level	Line	Remark
MHz	dBuV	dB/m	dB	dB	dBuV/m	dBuV/m	dB
1	2483.500	34.58	27.55	5.47	33.92	33.68	54.00 -20.32 Average
2	2483.500	60.65	27.55	5.47	33.92	59.75	74.00 -14.25 Peak
3	2483.863	35.59	27.55	5.47	33.92	34.69	54.00 -19.31 Average
4	2483.863	61.15	27.55	5.47	33.92	60.25	74.00 -13.75 Peak
5	2484.292	35.44	27.55	5.47	33.92	34.54	54.00 -19.46 Average
6	2484.292	60.25	27.55	5.47	33.92	59.35	74.00 -14.65 Peak
7	2484.671	34.46	27.55	5.47	33.92	33.56	54.00 -20.44 Average
8	2484.671	61.83	27.55	5.47	33.92	60.93	74.00 -13.07 Peak
9	2485.018	34.61	27.55	5.47	33.92	33.71	54.00 -20.29 Average
10	2485.018	61.18	27.55	5.47	33.92	60.28	74.00 -13.72 Peak
11	2485.628	34.36	27.55	5.47	33.92	33.46	54.00 -20.54 Average
12	2485.628	61.60	27.55	5.47	33.92	60.70	74.00 -13.30 Peak
13	2486.041	34.40	27.55	5.47	33.92	33.50	54.00 -20.50 Average
14	2486.041	60.80	27.55	5.47	33.92	59.90	74.00 -14.10 Peak
15	2486.156	34.48	27.55	5.47	33.92	33.58	54.00 -20.42 Average
16	2486.156	60.77	27.55	5.47	33.92	59.87	74.00 -14.13 Peak
17	2486.470	34.46	27.55	5.47	33.92	33.56	54.00 -20.44 Average
18	2486.470	62.45	27.55	5.47	33.92	61.55	74.00 -12.45 Peak
19	2486.965	35.41	27.55	5.47	33.92	34.51	54.00 -19.49 Average
20	2486.965	64.59	27.55	5.47	33.92	63.69	74.00 -10.31 Peak
21	2487.361	34.95	27.55	5.47	33.92	34.05	54.00 -19.95 Average
22	2487.361	63.69	27.55	5.47	33.92	62.79	74.00 -11.21 Peak
23	2487.575	34.93	27.60	5.47	33.90	34.10	54.00 -19.90 Average
24	2487.575	63.09	27.60	5.47	33.90	62.26	74.00 -11.74 Peak
25	2488.038	34.16	27.60	5.47	33.90	33.33	54.00 -20.67 Average
26	2488.038	58.97	27.60	5.47	33.90	58.14	74.00 -15.86 Peak
27	2500.000	26.20	27.60	5.49	33.90	25.39	54.00 -28.61 Average
28	2500.000	37.54	27.60	5.49	33.90	36.73	74.00 -37.27 Peak

Horizontal polarization