

# FCC Test Report

**Application No.:** T31620200045EM  
**Applicant:** STADLBAUER MARKETING + VERTRIEB GmbH  
**Address:** Rennbahn Allee1,  
 5412 Puch / Salzburg,  
 Austria

**Product Information:**  
**Product Description:** Quadrocopter X-INVERTER  
**Item No.:** 370401015  
**Product Class :** Low Power Communication Device – Transmitter (2.4 GHz)  
**FCC ID:** YFA370401015  
**Requirement:** CFR 47 FCC PART 15 SUBPART C, 2016 Intentional Radiators (Section 15.249)  
**Date of Receipt:** 2016-04-07  
**Date of Test:** 2016-04-19 to 2016-04-22  
**Date of Issue:** 2016-04-25

<b>Test Result :</b>	<b>PASS*</b>
----------------------	--------------

In the configuration tested, the EUT complied with the requirements for the relevant clauses of Federal Communications Commission Rules as specified above.

Authorized Signature:



**TSANG KA TING, Calvin**

The manufacturer should ensure that all products in series production are in conformity with the product sample detailed in this report. If the product in this report is used in any configuration other than that detailed in the report, the manufacturer must ensure the new system complies with all relevant standards.

The report must not be used by the client to claim product certification, approval, or endorsement by NVLAP, NIST, or any agency of the federal government. All test results in this report can be traceable to National or International Standards.

This document is issued by the Company subject to its General Conditions of Service printed overleaf, available on request or accessible at <http://www.sgs.com/en/Terms-and-Conditions.aspx> and, for electronic format documents, subject to Terms and Conditions for Electronic Documents at <http://www.sgs.com/en/Terms-and-Conditions/Terms-e-Document.aspx>. Attention is drawn to the limitation of liability, indemnification and jurisdiction issues defined therein. Any holder of this document is advised that information contained hereon reflects the Company's findings at the time of its intervention only and within the limits of Client's instructions, if any. The Company's sole responsibility is to its Client and this document does not exonerate parties to a transaction from exercising all their rights and obligations under the transaction documents. This document cannot be reproduced except in full, without prior written approval of the Company. Any unauthorized alteration, forgery or falsification of the content or appearance of this document is unlawful and offenders may be prosecuted to the fullest extent of the law. Unless otherwise stated the results shown in this test report refer only to the sample(s) tested and such sample(s) are retained for 30 days only.

## 2 Test Summary

Test	Test Requirement	Test Method	Result
Conducted Emission (150KHz to 30MHz)	FCC PART 15, SUBPART C: 2014	ANSI C63.10:2013	N/A
Radiated Emission (9kMHz to 1GHz)	FCC PART 15, SUBPART C: 2014	ANSI C63.10:2013	PASS
Radiated Emission above 1 GHz	FCC PART 15, SUBPART C: 2014	ANSI C63.10:2013	PASS
Restricted bands around fundamental frequency (Radiated Emission)	FCC PART 15, SUBPART C: 2014	ANSI C63.10:2013	PASS
20dB bandwidth	FCC PART 15, SUBPART C: 2016	ANSI C63.10:2013	PASS

This document is issued by the Company subject to its General Conditions of Service printed overleaf, available on request or accessible at <http://www.sgs.com/en/Terms-and-Conditions.aspx> and, for electronic format documents, subject to Terms and Conditions for Electronic Documents at <http://www.sgs.com/en/Terms-and-Conditions/Terms-e-Document.aspx>. Attention is drawn to the limitation of liability, indemnification and jurisdiction issues defined therein. Any holder of this document is advised that information contained hereon reflects the Company's findings at the time of its intervention only and within the limits of Client's instructions, if any. The Company's sole responsibility is to its Client and this document does not exonerate parties to a transaction from exercising all their rights and obligations under the transaction documents. This document cannot be reproduced except in full, without prior written approval of the Company. Any unauthorized alteration, forgery or falsification of the content or appearance of this document is unlawful and offenders may be prosecuted to the fullest extent of the law.

Unless otherwise stated the results shown in this test report refer only to the sample(s) tested and such sample(s) are retained for 30 days only.

### 3 Contents

	Page
<b>1 COVER PAGE .....</b>	<b>1</b>
<b>2 TEST SUMMARY .....</b>	<b>2</b>
<b>3 CONTENTS .....</b>	<b>3</b>
<b>4 GENERAL INFORMATION.....</b>	<b>4</b>
4.1 GENERAL DESCRIPTION OF EUT.....	4
4.2 DETAILS OF EUT .....	4
4.3 CONDITIONS OF EUT .....	4
4.4 DESCRIPTION OF SUPPORT UNITS.....	4
4.5 STANDARDS APPLICABLE FOR TESTING.....	4
4.6 TEST LOCATION.....	5
4.7 TEST FACILITY.....	5
4.8 DEVIATION FROM STANDARDS.....	5
4.9 ABNORMALITIES FROM STANDARD CONDITIONS .....	5
4.10 DECLARATION OF FAMILY GROUPING.....	5
4.11 ABBREVIATIONS .....	5
<b>5 EQUIPMENTS USED DURING TEST.....</b>	<b>6</b>
<b>6 TEST RESULTS .....</b>	<b>8</b>
6.1 CONDUCTED EMISSIONS MAINS TERMINALS, 150KHZ TO 30MHZ .....	8
6.2 RADIATED EMISSIONS, 9KHZ TO 1GHZ.....	9
6.2.1 EUT Operation.....	9
6.2.2 Test Setup and Procedure.....	10
6.2.3 Measurement Data .....	11
6.3 RADIATED EMISSIONS ABOVE 1 GHZ.....	13
6.3.1 EUT Operation.....	13
6.3.2 Test Setup and Procedure.....	14
6.3.3 Measurement Data .....	15
6.4 RESTRICTED-BAND BAND-EDGE MEASUREMENTS (RADIATED EMISSION) .....	18
<b>6.5 20 DB BANDWIDTH .....</b>	<b>19</b>
<b>7 PHOTOGRAPHS .....</b>	<b>21</b>
7.1 RADIATED EMISSION TEST SETUP.....	21
7.2 EUT CONSTRUCTIONAL DETAILS .....	23
7.3 EUT INTERNAL PHOTO.....	24

This document is issued by the Company subject to its General Conditions of Service printed overleaf, available on request or accessible at <http://www.sgs.com/en/Terms-and-Conditions.aspx> and, for electronic format documents, subject to Terms and Conditions for Electronic Documents at <http://www.sgs.com/en/Terms-and-Conditions/Terms-e-Documents.aspx>. Attention is drawn to the limitation of liability, indemnification and jurisdiction issues defined therein. Any holder of this document is advised that information contained hereon reflects the Company's findings at the time of its intervention only and within the limits of Client's instructions, if any. The Company's sole responsibility is to its Client and this document does not exonerate parties to a transaction from exercising all their rights and obligations under the transaction documents. This document cannot be reproduced except in full, without prior written approval of the Company. Any unauthorized alteration, forgery or falsification of the content or appearance of this document is unlawful and offenders may be prosecuted to the fullest extent of the law.

Unless otherwise stated the results shown in this test report refer only to the sample(s) tested and such sample(s) are retained for 30 days only.


## 4 General Information

### 4.1 General Description of EUT

Product Description:	Quadrocopter X-INVERTER
Item No.:	370401015
Serial No.:	--

### 4.2 Details of EUT

Power Supply:	DC 9V (AA battery x 6)
Operating Frequency	2405-2475MHz
Antenna Type:	Integral antenna



Unreplaceable antenna

Modulation Type:	GFSK
------------------	------

Test frequency tested are the lowest channel: 1 channel (2405MHz), middle channel: 2 channel (2445MHz) and highest channel: 3 channel (2475MHz)

Channel configuration method:

1. Press the switch 1 (turn left and power on) together to enter test mode
2. Press the switch 2 (move right) to change the channel from low to high frequency

### 4.3 Conditions of EUT

The received sample was under good condition.

### 4.4 Description of Support Units

1. All field strength measures in this test report were done by the sample which set the frequency with continuous transmission

### 4.5 Standards Applicable for Testing

CFR 47, FCC Part 15, 2016  
ANSI C63.10:2013

#### 4.6 Test Location

All tests were performed at:

SGS IECC Limited (Member of the SGS Group (SGS SA))

Units 303-305, 3/F., 31 Lok Yip Road, On Lok Tsuen, Fanling, N.T., Hong Kong

Tel: +852 2305 2570 Fax: +852 2756 4480

#### 4.7 Test Facility

Measurement facility located at Fanling (Hong Kong), placed on file with the FCC Pursuant to Section 2.948 of the FCC Rules (FCC Registration No. : 97774).

The test facility is recognized, certified, or accredited by the following organizations:

FCC – CAB Registration No.: 446297

Measurement facility located at Fanling (Hong Kong), accredited as a Conformity Assessment Body (CAB) and was designated by FCC to perform compliance testing on equipment subject to Declaration Of Conformity (DOC) and Certification under Part 15 and 18 of the Commission's Rules.

#### 4.8 Deviation from Standards

None.

#### 4.9 Abnormalities from Standard Conditions

None.

#### 4.10 Declaration of Family Grouping

None.

#### 4.11 Abbreviations

N/A: Not Applicable

EUT: Equipment Under Test

#### 4.12 Measurement Uncertainty (95% confidence levels, k=2)

No.	Item	Measurement Uncertainty
1	Radiated disturbance 9 kHz - 30MHz	4.2
2	Radiated disturbance 30MHz – 1GHz	5.5
3	Radiated disturbance 1GHz – 25GHz	5.5
4	Conducted Emissions	3.1

This document is issued by the Company subject to its General Conditions of Service printed overleaf, available on request or accessible at <http://www.sgs.com/en/Terms-and-Conditions.aspx> and, for electronic format documents, subject to Terms and Conditions for Electronic Documents at <http://www.sgs.com/en/Terms-and-Conditions/Terms-e-Document.aspx>. Attention is drawn to the limitation of liability, indemnification and jurisdiction issues defined therein. Any holder of this document is advised that information contained hereon reflects the Company's findings at the time of its intervention only and within the limits of Client's instructions, if any. The Company's sole responsibility is to its Client and this document does not exonerate parties to a transaction from exercising all their rights and obligations under the transaction documents. This document cannot be reproduced except in full, without prior written approval of the Company. Any unauthorized alteration, forgery or falsification of the content or appearance of this document is unlawful and offenders may be prosecuted to the fullest extent of the law.

Unless otherwise stated the results shown in this test report refer only to the sample(s) tested and such sample(s) are retained for 30 days only.

## 5 Equipments Used during Test

Radiated Emission				
Equipment	Manufacturer	Model / Serial No.	Cal. Date	Cal. Due Date
3m Semi-Anechoic Chamber (pre-test)	--	--	--	--
3m / 10m Open Area Test Site	--	--	2015/03/11	2018/03/10
Test Receiver	Rohde & Schwarz	ESCS 30 / 100388	2014/10/17	2016/09/28
Spectrum Analyzer	Rohde & Schwarz	FSP 30 / 101474	2015/06/12	2016/06/11
Loop antenna	Rohde & Schwarz	HFH2-Z2 / 871336/48	2016/01/23	2019/01/22
Antenna 30-1000MHz	Schaffner	CBL6111C / 2791	2014/10/19	2016/10/18
Horn Antenna 1-18GHz	Schwarzbeck	BBHA9120D / 9120D-1070	2016/01/23	2018/01/22
Horn Antenna 15-26.5GHz	Schwarzbeck	BBHA9170 / 9170-492	2014/11/24	2016/11/23
Preamplifier 10MHz – 6GHz	Schwarzbeck	BBV9743 / 9743-052	2016/03/09	2017/03/08
Preamplifier 1-18GHz	Schwarzbeck	BBV9718 / 9718-223	2016/01/23	2017/01/22
Preamplifier 18- 26.5GHz	Schwarzbeck	BBV9719 / 9719-019	2014/11/19	2016/11/18
Coaxial Cable	--	E167	2015/06/24	2016/06/23
RF Cable	HUBER+SUHNER	E207	2014/11/17	2016/11/16
Antenna Mast System	Schwarzbeck	AM9104 / -	--	--
Turntable with Controller	Drehtisch	DT312 / -	--	--

This document is issued by the Company subject to its General Conditions of Service printed overleaf, available on request or accessible at <http://www.sgs.com/en/Terms-and-Conditions.aspx> and, for electronic format documents, subject to Terms and Conditions for Electronic Documents at <http://www.sgs.com/en/Terms-and-Conditions/Terms-e-Documents.aspx>. Attention is drawn to the limitation of liability, indemnification and jurisdiction issues defined therein. Any holder of this document is advised that information contained hereon reflects the Company's findings at the time of its intervention only and within the limits of Client's instructions, if any. The Company's sole responsibility is to its Client and this document does not exonerate parties to a transaction from exercising all their rights and obligations under the transaction documents. This document cannot be reproduced except in full, without prior written approval of the Company. Any unauthorized alteration, forgery or falsification of the content or appearance of this document is unlawful and offenders may be prosecuted to the fullest extent of the law.

Unless otherwise stated the results shown in this test report refer only to the sample(s) tested and such sample(s) are retained for 30 days only.

<b>Conducted Emission</b>				
<b>Equipment</b>	<b>Manufacturer</b>	<b>Model / Serial No.</b>	<b>Cal. Date</b>	<b>Cal. Due Date</b>
Test Receiver	Rohde & Schwarz	ESHS 30 / 839667/002	2015/09/29	2016/09/28
Artificial Mains Network (LISN)	Schwarzbeck	NSLK 8127 / 8127312	2016/04/20	2017/04/19
Impulse Limiter	Rohde & Schwarz	ESH-3-Z2 / 357881052	2015/02/02	2017/02/01

<b>General Use Equipment</b>				
<b>Equipment</b>	<b>Manufacturer</b>	<b>Model / Serial No.</b>	<b>Cal. Date</b>	<b>Cal. Due Date</b>
Digital Multimeter	Fluke	189 / 83640020	2016/04/20	2017/04/19
Temperature / Humidity meter	-	E159	2015/10/07	2016/10/06

This document is issued by the Company subject to its General Conditions of Service printed overleaf, available on request or accessible at <http://www.sgs.com/en/Terms-and-Conditions.aspx> and, for electronic format documents, subject to Terms and Conditions for Electronic Documents at <http://www.sgs.com/en/Terms-and-Conditions/Terms-e-Documents.aspx>. Attention is drawn to the limitation of liability, indemnification and jurisdiction issues defined therein. Any holder of this document is advised that information contained hereon reflects the Company's findings at the time of its intervention only and within the limits of Client's instructions, if any. The Company's sole responsibility is to its Client and this document does not exonerate parties to a transaction from exercising all their rights and obligations under the transaction documents. This document cannot be reproduced except in full, without prior written approval of the Company. Any unauthorized alteration, forgery or falsification of the content or appearance of this document is unlawful and offenders may be prosecuted to the fullest extent of the law.

Unless otherwise stated the results shown in this test report refer only to the sample(s) tested and such sample(s) are retained for 30 days only.

## 6 Test Results

### 6.1 Conducted Emissions Mains Terminals, 150kHz to 30MHz

Test Requirement: FCC Part15 C  
Test Method: ANSI C63.10  
Test Date: Not Applicable

**Remark:**

This test is not applicable as the EUT is battery operated.



## 6.2 Radiated Emissions, 9kHz to 1GHz

Test Requirement:	FCC Part15 Subpart C Section 15.209 and 15.249(d)
Test Method:	ANSI C63.10
Test Date:	2016-04-19
Frequency Range:	The lowest frequency generated by EUT, 12MHz to 1GHz
Measurement Distance:	3m
Detector:	Peak for pre-scan (200Hz resolution bandwidth and 1kHz video bandwidth for measurement between 9kHz – 150kHz) (9kHz resolution bandwidth and 100kHz video bandwidth for measurement between 150kHz – 30MHz) 120kHz resolution bandwidth and 1MHz video bandwidth for measurement between 30MHz to 1GHz) Quasi-Peak if maximised peak within 6dB of limit

Limit :

Frequency range MHz	Quasi-peak limits dB (µV/m)
0.009 – 0.490	-72.4 – 20logF(MHz)
0.490 – 1.705	-12.4 – 20logF(MHz)
1.705 – 30.0	-10.5
30 to 88	40
88 to 216	43.5
216 to 960	46
Above 960	54
Note: 1) At transitional frequencies the lower limit applies. 2) F is the frequency of the spurious emission measured in MHz. 3) Limit from 0.009 – 30 MHz is converted from measuring distance 300m or 30m to 3m with the formulat provided in FCC Part 15, section 15.31(f)(2)	

### 6.2.1 EUT Operation

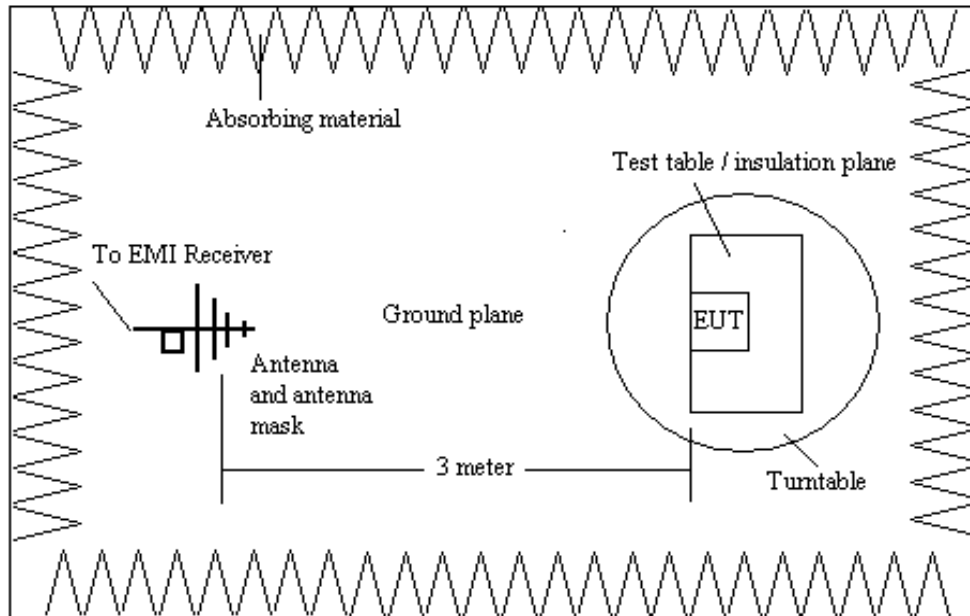
Operating Environment:

Temperature: 23 °C      Humidity: 56 %

EUT Operation: Pre-test with Peak detector with the following mode(s):  
 1: Transmission in continous transmitting mode  
 2. Test in lowest, middle and high frequency

Final test with Quasi-Peak detector with the following mode(s):  
 1: Transmission in continous transmitting mode  
 2. Test in lowest, middle and high frequency

## 6.2.2 Test Setup and Procedure



1. The pre-test of the radiated emissions test was conducted in a semi-anechoic chamber and the final measurement was conducted in the open area test site.
2. The EUT was connected to AC power source through a mains power outlet which was bonded to the ground reference plane. The EUT was placed upon a non-metallic table 0.8m above the ground reference plane.
3. Loop antenna and Bilog antenna was used for the frequency range from the lowest generated frequency to 30MHz and 30MHz to 1GHz respectively
4. Before final measurements of radiated emissions, a pre-scan was performed in the spectrum mode with the peak detector to find out the maximum emissions spectrum plots of the EUT with located frequencies.
5. The actual frequencies of maximum emission were confirmed in the final radiated emissions measurement. At each frequency, the EUT was rotated 360°, and the antenna was raised and lowered from 1 to 4 meters for Bilog antenna (Loop antenna is still maintain in 1m high) in order to determine the maximum disturbance. Measurements were performed for both horizontal and vertical antenna polarization.

This document is issued by the Company subject to its General Conditions of Service printed overleaf, available on request or accessible at <http://www.sgs.com/en/Terms-and-Conditions.aspx> and, for electronic format documents, subject to Terms and Conditions for Electronic Documents at <http://www.sgs.com/en/Terms-and-Conditions/Terms-e-Document.aspx>. Attention is drawn to the limitation of liability, indemnification and jurisdiction issues defined therein. Any holder of this document is advised that information contained hereon reflects the Company's findings at the time of its intervention only and within the limits of Client's instructions, if any. The Company's sole responsibility is to its Client and this document does not exonerate parties to a transaction from exercising all their rights and obligations under the transaction documents. This document cannot be reproduced except in full, without prior written approval of the Company. Any unauthorized alteration, forgery or falsification of the content or appearance of this document is unlawful and offenders may be prosecuted to the fullest extent of the law.

Unless otherwise stated the results shown in this test report refer only to the sample(s) tested and such sample(s) are retained for 30 days only.

### 6.2.3 Measurement Data

An initial pre-scan was performed in the 3m chamber using the spectrum analyser in peak detection mode. The EUT was measured by Bilog antenna with 2 orthogonal polarities and frequencies of peak emissions from the EUT were detected within 6dB of the limit line. Final measurement was conducted in the open area test site with data as follows:

**Test results:**

**(1) Operation Frequency : 2405MHz**

Frequency (MHz)	Antenna Polarization	Correction Factor (dB/m)	Receiver QP Reading (dBμV)	Emission Level (dBμV/m)	Limit (dBμV/m)	Over Limit (dB)
34.375	V	17.6	3.4	21.0	40.0	-19.0
42.750	V	14.5	3.8	18.3	40.0	-21.7
76.563	V	9.1	4.4	13.5	40.0	-26.5
131.500	V	11.6	4.2	15.8	43.5	-27.7
288.125	H	13.9	4.4	18.3	46.0	-27.7
712.938	H	21.0	3.5	24.5	46.0	-21.5

**Test results:**

**(2) Operation Frequency : 2445MHz**

Frequency (MHz)	Antenna Polarization	Correction Factor (dB/m)	Receiver QP Reading (dBμV)	Emission Level (dBμV/m)	Limit (dBμV/m)	Over Limit (dB)
30.313	V	19.3	2.8	22.1	40.0	-17.9
47.438	H	12.9	4.0	16.9	40.0	-23.1
66.313	V	9.6	4.5	14.1	40.0	-25.9
137.813	H	11.8	4.3	16.1	43.5	-27.4
282.000	V	13.7	4.8	18.5	46.0	-27.5
596.625	V	19.7	4.1	23.8	46.0	-22.2

This document is issued by the Company subject to its General Conditions of Service printed overleaf, available on request or accessible at <http://www.sgs.com/en/Terms-and-Conditions.aspx> and, for electronic format documents, subject to Terms and Conditions for Electronic Documents at <http://www.sgs.com/en/Terms-and-Conditions/Terms-e-Document.aspx>. Attention is drawn to the limitation of liability, indemnification and jurisdiction issues defined therein. Any holder of this document is advised that information contained hereon reflects the Company's findings at the time of its intervention only and within the limits of Client's instructions, if any. The Company's sole responsibility is to its Client and this document does not exonerate parties to a transaction from exercising all their rights and obligations under the transaction documents. This document cannot be reproduced except in full, without prior written approval of the Company. Any unauthorized alteration, forgery or falsification of the content or appearance of this document is unlawful and offenders may be prosecuted to the fullest extent of the law.

Unless otherwise stated the results shown in this test report refer only to the sample(s) tested and such sample(s) are retained for 30 days only.

**Test results:**

**(3) Operation Frequency : 2475MHz**

Frequency (MHz)	Antenna Polarization	Correction Factor (dB/m)	Receiver QP Reading (dB $\mu$ V)	Emission Level (dB $\mu$ V/m)	Limit (dB $\mu$ V/m)	Over Limit (dB)
30.063	V	19.4	3.1	22.5	40.0	-17.5
41.250	H	15.0	4.0	19.0	40.0	-21.0
77.125	H	9.1	4.8	13.9	40.0	-26.1
126.250	V	11.6	4.6	16.2	43.5	-27.3
285.313	V	13.8	4.7	18.5	46.0	-27.5
635.063	H	20.1	4.3	24.4	46.0	-21.6

**Note:**

- 1) All readings are Quasi-Peak values.
- 2) Correction Factor = Antenna Factor + Cable Loss.
- 3) The above results were the worst case results with the EUT positioned in all 3 axis during the test. The EUT was positioned vertically and horizontally on the table for vertical and horizontal measurement respectively.
- 4) Other emissions more than 20dB below the limit are not shown on the above table and only worst six emissions below 1GHz are listed.

### 6.3 Radiated Emissions above 1 GHz

Test Requirement: FCC Part15 Subpart C Section 15.209 & 15.249(a) & (d)  
 Test Method: ANSI C63.10  
 Test Date: 2016-04-22  
 Frequency Range: 1GHz – 26GHz  
 Measurement Distance: 3m  
 Detector: Peak for pre-scan (1MHz resolution bandwidth, 1MHz video bandwidth)  
 Average and Peak detector for final test

Limit :

Fundamental Frequency :

Frequency range MHz	Limits (Peak) dB (µV/m)	Limits (Average) dB (µV/m)
2400 to 2483.5	114	94

Spurious Emission :

Frequency range MHz	Limits (Peak) dB (µV/m)	Limits (Average) dB (µV/m)
Over 1000	74	54

#### 6.3.1 EUT Operation

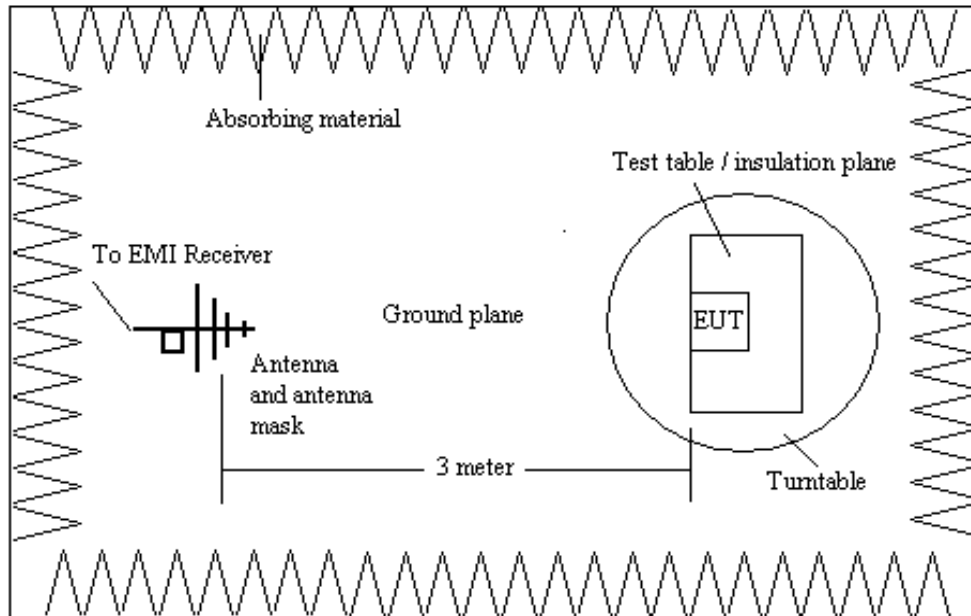
Operating Environment:

Temperature: 23 °C      Humidity: 56 %

EUT Operation: Pre-test with Peak detector with the following mode(s):  
 1: Transmission in continuous transmitting mode  
 2. Test in lowest, middle and high frequency

Final test with Peak and Average detector with the following mode(s):  
 1: Transmission in continuous transmitting mode  
 2. Test in lowest, middle and high frequency

### 6.3.2 Test Setup and Procedure



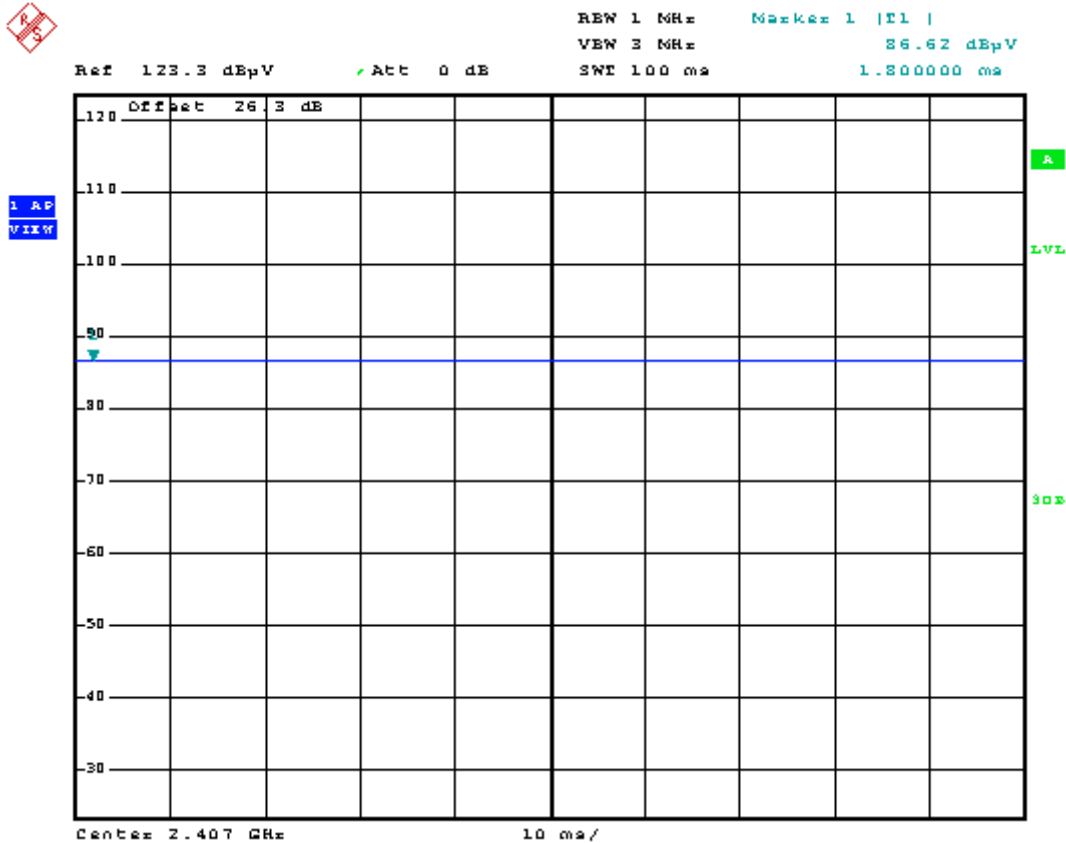
1. The pre-test of the radiated emissions test was conducted in a semi-anechoic chamber and the final measurement was conducted in the open area test site.
2. The EUT was connected to AC power source through a mains power outlet which was bonded to the ground reference plane. The EUT was placed upon a non-metallic table 1.5m above the ground reference plane.
3. Horn antenna was used for the frequency over 1GHz
4. Before final measurements of radiated emissions, a pre-scan was performed in the spectrum mode with the peak detector to find out the maximum emissions spectrum plots of the EUT with located frequencies.
5. The actual frequencies of maximum emission were confirmed in the final radiated emissions measurement. At each frequency, the EUT was rotated 360°, and the antenna was raised and lowered from 1 to 4 meters in order to determine the maximum disturbance. Measurements were performed for both horizontal and vertical antenna polarization.

This document is issued by the Company subject to its General Conditions of Service printed overleaf, available on request or accessible at <http://www.sgs.com/en/Terms-and-Conditions.aspx> and, for electronic format documents, subject to Terms and Conditions for Electronic Documents at <http://www.sgs.com/en/Terms-and-Conditions/Terms-e-Documents.aspx>. Attention is drawn to the limitation of liability, indemnification and jurisdiction issues defined therein. Any holder of this document is advised that information contained hereon reflects the Company's findings at the time of its intervention only and within the limits of Client's instructions, if any. The Company's sole responsibility is to its Client and this document does not exonerate parties to a transaction from exercising all their rights and obligations under the transaction documents. This document cannot be reproduced except in full, without prior written approval of the Company. Any unauthorized alteration, forgery or falsification of the content or appearance of this document is unlawful and offenders may be prosecuted to the fullest extent of the law.

Unless otherwise stated the results shown in this test report refer only to the sample(s) tested and such sample(s) are retained for 30 days only.

### 6.3.3 Measurement Data

Emission at the fundamental frequency for the pulse modulated device was measured with the peak detector function of the test receiver and was properly adjusted for the duty cycle correction factor as pulse desensitization to calculate the average emission value.



Hence, the average measurement is used below setting:

Dectector = peak

RBW =  $\geq$  1MHz

VBW =  $\geq$  1Hz

This document is issued by the Company subject to its General Conditions of Service printed overleaf, available on request or accessible at <http://www.sgs.com/en/Terms-and-Conditions.aspx> and, for electronic format documents, subject to Terms and Conditions for Electronic Documents at <http://www.sgs.com/en/Terms-and-Conditions/Terms-e-Document.aspx>. Attention is drawn to the limitation of liability, indemnification and jurisdiction issues defined therein. Any holder of this document is advised that information contained hereon reflects the Company's findings at the time of its intervention only and within the limits of Client's instructions, if any. The Company's sole responsibility is to its Client and this document does not exonerate parties to a transaction from exercising all their rights and obligations under the transaction documents. This document cannot be reproduced except in full, without prior written approval of the Company. Any unauthorized alteration, forgery or falsification of the content or appearance of this document is unlawful and offenders may be prosecuted to the fullest extent of the law.

Unless otherwise stated the results shown in this test report refer only to the sample(s) tested and such sample(s) are retained for 30 days only.

An initial pre-scan was performed in the 3m chamber using the spectrum analyser in peak detection mode. The EUT was measured with 2 orthogonal polarities and frequencies of average emissions from the EUT were measured as follows:

**Test results :**

**(1) Fundamental Frequency**

Frequency (MHz)	Antenna Polarization	Emission Level (dB $\mu$ V/m)		Limit (dB $\mu$ V/m)		Remark
		Peak	Average	Peak	Average	
2405.0	H	88.14	46.95	114	94	Pass
2405.0	V	86.64	46.53	114	94	Pass
2445.0	H	86.18	46.67	114	94	Pass
2445.0	V	89.09	46.87	114	94	Pass
2475.0	H	89.35	46.81	114	94	Pass
2475.0	V	86.25	46.71	114	94	Pass

**(2) Spurious Emission**

**Operation Frequency : 2405.0 MHz**

Frequency (MHz)	Antenna Polarization	Emission Level (dB $\mu$ V/m)		Limit (dB $\mu$ V/m)		Remark
		Peak	Average	Peak	Average	
1757.000	H	35.00	20.30	74	54	Pass
3139.000	H	38.80	23.87	74	54	Pass
4810.000	V	51.90	26.81	74	54	Pass
6484.000	V	45.00	30.13	74	54	Pass
7215.000	H	46.50	30.84	74	54	Pass
8570.000	V	49.50	35.00	74	54	Pass

This document is issued by the Company subject to its General Conditions of Service printed overleaf, available on request or accessible at <http://www.sgs.com/en/Terms-and-Conditions.aspx> and, for electronic format documents, subject to Terms and Conditions for Electronic Documents at <http://www.sgs.com/en/Terms-and-Conditions/Terms-e-Document.aspx>. Attention is drawn to the limitation of liability, indemnification and jurisdiction issues defined therein. Any holder of this document is advised that information contained hereon reflects the Company's findings at the time of its intervention only and within the limits of Client's instructions, if any. The Company's sole responsibility is to its Client and this document does not exonerate parties to a transaction from exercising all their rights and obligations under the transaction documents. This document cannot be reproduced except in full, without prior written approval of the Company. Any unauthorized alteration, forgery or falsification of the content or appearance of this document is unlawful and offenders may be prosecuted to the fullest extent of the law.

Unless otherwise stated the results shown in this test report refer only to the sample(s) tested and such sample(s) are retained for 30 days only.



**Operation Frequency : 2445.0 MHz**

Frequency (MHz)	Antenna Polarization	Emission Level (dB $\mu$ V/m)		Limit (dB $\mu$ V/m)		Remark
		Peak	Average	Peak	Average	
1739.000	V	35.10	20.24	74	54	Pass
3148.000	V	39.20	23.98	74	54	Pass
4890.000	H	51.90	27.42	74	54	Pass
6402.000	H	45.00	30.10	74	54	Pass
7335.000	V	45.80	31.48	74	54	Pass
8571.000	V	50.10	35.03	74	54	Pass

**Operation Frequency : 2475.0 MHz**

Frequency (MHz)	Antenna Polarization	Emission Level (dB $\mu$ V/m)		Limit (dB $\mu$ V/m)		Remark
		Peak	Average	Peak	Average	
1846.000	V	34.70	20.05	74	54	Pass
3093.000	V	38.90	23.93	74	54	Pass
4950.000	H	51.40	27.16	74	54	Pass
6242.000	H	44.90	29.45	74	54	Pass
7425.000	V	46.80	31.89	74	54	Pass
8745.000	H	49.40	34.59	74	54	Pass

**Note:**

- 1) The above results were the worst case results with the EUT positioned in all 3 axis during the test. The EUT was positioned vertically and horizontally on the table for vertical and horizontal measurement respectively.
- 2) Other emissions more than 20dB below the limit are not shown on the above table and only worst six emissions below 1GHz are listed.

### 6.4 Restricted-band band-edge measurements (Radiated Emission)

Test Requirement: FCC Part15 Subpart C Section 15.215, 15.249(d)  
 Test Method: ANSI C63.10  
 Measurement Distance: 3m  
 Detector: (1MHz resolution bandwidth, 3MHz video bandwidth)  
 Average and Peak detector  
 Limit: Emissions radiated outside of the specified frequency bands, except for harmonics, shall be attenuated by at least 50 dB below the level of the fundamental or to the general field strength limits listed in RSS-Gen, whichever is less stringent.

Above 1GHz	54.0	Average Value
	74.0	Peak Value

Test Date: 2016-04-22  
 EUT Operation: 1: Transmission with GFSK  
 Result: Pass

**Test results :** (Worst case: Transmissin with GFSK)

Operation frequency : 2405.0 MHz

Frequency (MHz)	Antenna Polarization	Emission Level (dBµV/m)		Limit (dBµV/m)		Remark
		Peak	Average	Peak	Average	
2400	H	66.98	22.07	74	54	Pass

Operation frequency : 2475.0 MHz

Frequency (MHz)	Antenna Polarization	Emission Level (dBµV/m)		Limit (dBµV/m)		Remark
		Peak	Average	Peak	Average	
2483.5	H	56.22	21.62	74	54	Pass

This document is issued by the Company subject to its General Conditions of Service printed overleaf, available on request or accessible at <http://www.sgs.com/en/Terms-and-Conditions.aspx> and, for electronic format documents, subject to Terms and Conditions for Electronic Documents at <http://www.sgs.com/en/Terms-and-Conditions/Terms-e-Document.aspx>. Attention is drawn to the limitation of liability, indemnification and jurisdiction issues defined therein. Any holder of this document is advised that information contained hereon reflects the Company's findings at the time of its intervention only and within the limits of Client's instructions, if any. The Company's sole responsibility is to its Client and this document does not exonerate parties to a transaction from exercising all their rights and obligations under the transaction documents. This document cannot be reproduced except in full, without prior written approval of the Company. Any unauthorized alteration, forgery or falsification of the content or appearance of this document is unlawful and offenders may be prosecuted to the fullest extent of the law.

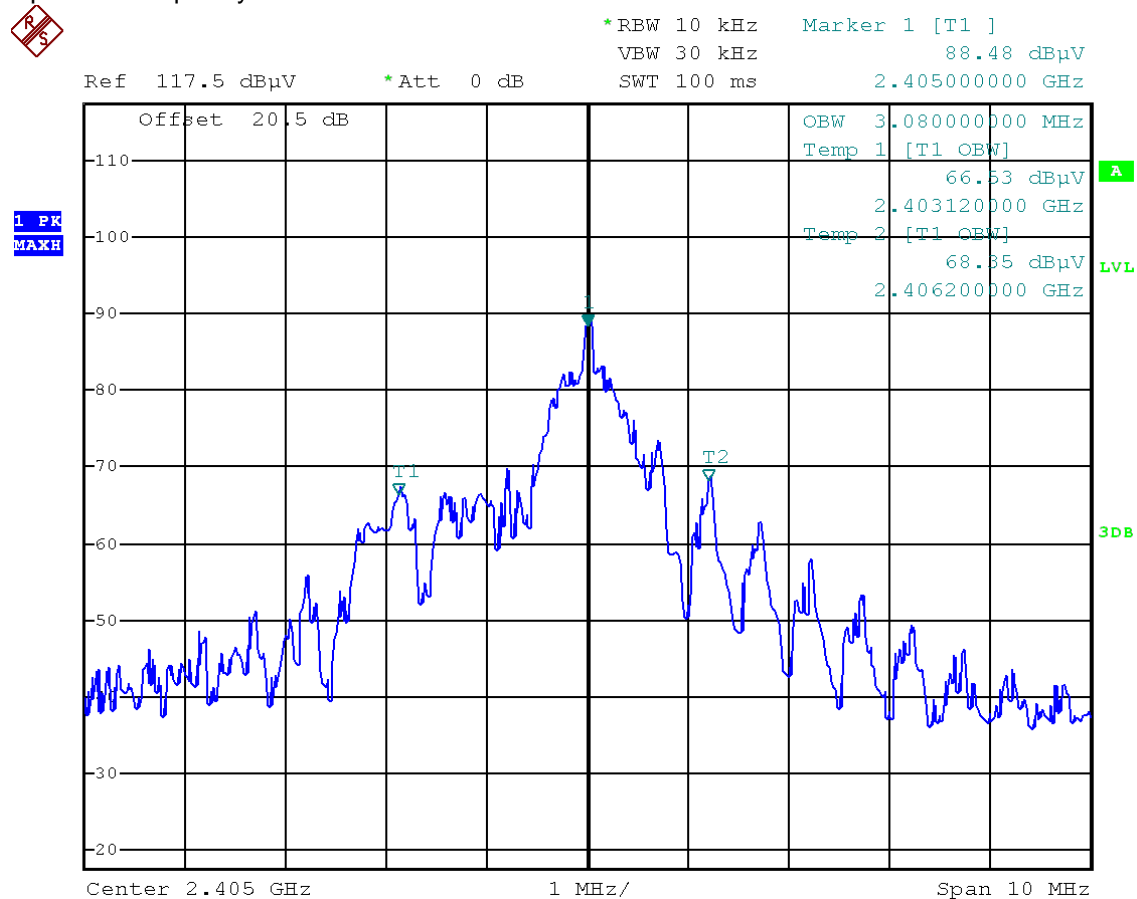
Unless otherwise stated the results shown in this test report refer only to the sample(s) tested and such sample(s) are retained for 30 days only.

## 6.5 20 dB Bandwidth

Test Requirement: FCC Part15 Subpart C Section 15.215  
 Test Method: ANSI C63.10:2013  
 Test Date: 2016-04-22  
 EUT Operation: 1: Transmission with GFSK  
 Result: Pass

### Test Plot : (Worst case: Transmission with GFSK)

Operation frequency : 2405.0 MHz



According to above plot, 20dB bandwidth falls in assigned band (2400-2483.5)MHz. It is deemed to comply with section 15.215

This document is issued by the Company subject to its General Conditions of Service printed overleaf, available on request or accessible at <http://www.sgs.com/en/Terms-and-Conditions.aspx> and, for electronic format documents, subject to Terms and Conditions for Electronic Documents at <http://www.sgs.com/en/Terms-and-Conditions/Terms-e-Document.aspx>. Attention is drawn to the limitation of liability, indemnification and jurisdiction issues defined therein. Any holder of this document is advised that information contained hereon reflects the Company's findings at the time of its intervention only and within the limits of Client's instructions, if any. The Company's sole responsibility is to its Client and this document does not exonerate parties to a transaction from exercising all their rights and obligations under the transaction documents. This document cannot be reproduced except in full, without prior written approval of the Company. Any unauthorized alteration, forgery or falsification of the content or appearance of this document is unlawful and offenders may be prosecuted to the fullest extent of the law.

Unless otherwise stated the results shown in this test report refer only to the sample(s) tested and such sample(s) are retained for 30 days only.

Operation frequency : 2475.0 MHz

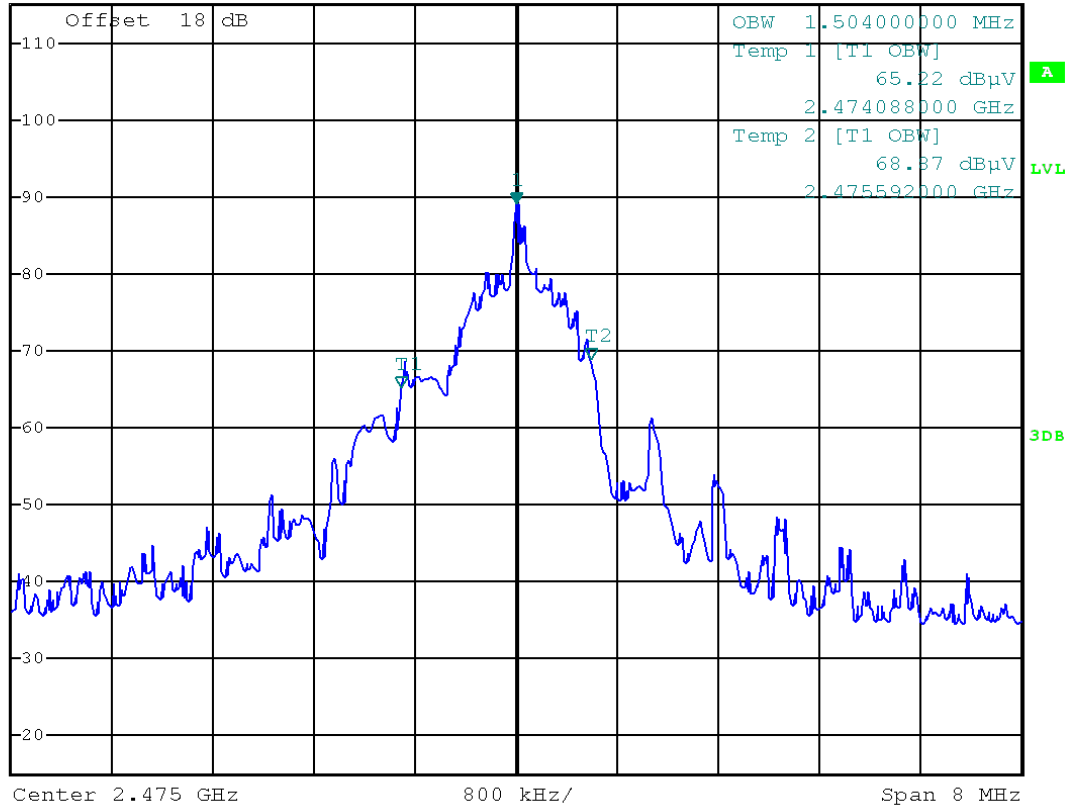


\*RBW 10 kHz    Marker 1 [T1 ]  
VBW 30 kHz    89.11 dBµV  
SWT 80 ms    2.475000000 GHz

Ref 115 dBµV

\*Att 0 dB

1 PK  
MAXH



According to above plot, 20dB bandwidth falls in assigned band (2400-2483.5)MHz. It is deemed to comply with section 15.215

This document is issued by the Company subject to its General Conditions of Service printed overleaf, available on request or accessible at <http://www.sgs.com/en/Terms-and-Conditions.aspx> and, for electronic format documents, subject to Terms and Conditions for Electronic Documents at <http://www.sgs.com/en/Terms-and-Conditions/Terms-e-Document.aspx>. Attention is drawn to the limitation of liability, indemnification and jurisdiction issues defined therein. Any holder of this document is advised that information contained hereon reflects the Company's findings at the time of its intervention only and within the limits of Client's instructions, if any. The Company's sole responsibility is to its Client and this document does not exonerate parties to a transaction from exercising all their rights and obligations under the transaction documents. This document cannot be reproduced except in full, without prior written approval of the Company. Any unauthorized alteration, forgery or falsification of the content or appearance of this document is unlawful and offenders may be prosecuted to the fullest extent of the law.

Unless otherwise stated the results shown in this test report refer only to the sample(s) tested and such sample(s) are retained for 30 days only.

## 7 Photographs

### 7.1 Radiatd Emission Test Setup



This document is issued by the Company subject to its General Conditions of Service printed overleaf, available on request or accessible at <http://www.sgs.com/en/Terms-and-Conditions.aspx> and, for electronic format documents, subject to Terms and Conditions for Electronic Documents at <http://www.sgs.com/en/Terms-and-Conditions/Terms-e-Document.aspx>. Attention is drawn to the limitation of liability, indemnification and jurisdiction issues defined therein. Any holder of this document is advised that information contained hereon reflects the Company's findings at the time of its intervention only and within the limits of Client's instructions, if any. The Company's sole responsibility is to its Client and this document does not exonerate parties to a transaction from exercising all their rights and obligations under the transaction documents. This document cannot be reproduced except in full, without prior written approval of the Company. Any unauthorized alteration, forgery or falsification of the content or appearance of this document is unlawful and offenders may be prosecuted to the fullest extent of the law.

Unless otherwise stated the results shown in this test report refer only to the sample(s) tested and such sample(s) are retained for 30 days only.



This document is issued by the Company subject to its General Conditions of Service printed overleaf, available on request or accessible at <http://www.sgs.com/en/Terms-and-Conditions.aspx> and, for electronic format documents, subject to Terms and Conditions for Electronic Documents at <http://www.sgs.com/en/Terms-and-Conditions/Terms-e-Document.aspx>. Attention is drawn to the limitation of liability, indemnification and jurisdiction issues defined therein. Any holder of this document is advised that information contained hereon reflects the Company's findings at the time of its intervention only and within the limits of Client's instructions, if any. The Company's sole responsibility is to its Client and this document does not exonerate parties to a transaction from exercising all their rights and obligations under the transaction documents. This document cannot be reproduced except in full, without prior written approval of the Company. Any unauthorized alteration, forgery or falsification of the content or appearance of this document is unlawful and offenders may be prosecuted to the fullest extent of the law.

Unless otherwise stated the results shown in this test report refer only to the sample(s) tested and such sample(s) are retained for 30 days only.

## 7.2 EUT Constructional Details




This document is issued by the Company subject to its General Conditions of Service printed overleaf, available on request or accessible at <http://www.sgs.com/en/Terms-and-Conditions.aspx> and, for electronic format documents, subject to Terms and Conditions for Electronic Documents at <http://www.sgs.com/en/Terms-and-Conditions/Terms-e-Document.aspx>. Attention is drawn to the limitation of liability, indemnification and jurisdiction issues defined therein. Any holder of this document is advised that information contained hereon reflects the Company's findings at the time of its intervention only and within the limits of Client's instructions, if any. The Company's sole responsibility is to its Client and this document does not exonerate parties to a transaction from exercising all their rights and obligations under the transaction documents. This document cannot be reproduced except in full, without prior written approval of the Company. Any unauthorized alteration, forgery or falsification of the content or appearance of this document is unlawful and offenders may be prosecuted to the fullest extent of the law.

Unless otherwise stated the results shown in this test report refer only to the sample(s) tested and such sample(s) are retained for 30 days only.





## 7.3 EUT Internal Photo



This document is issued by the Company subject to its General Conditions of Service printed overleaf, available on request or accessible at <http://www.sgs.com/en/Terms-and-Conditions.aspx> and, for electronic format documents, subject to Terms and Conditions for Electronic Documents at <http://www.sgs.com/en/Terms-and-Conditions/Terms-e-Document.aspx>. Attention is drawn to the limitation of liability, indemnification and jurisdiction issues defined therein. Any holder of this document is advised that information contained hereon reflects the Company's findings at the time of its intervention only and within the limits of Client's instructions, if any. The Company's sole responsibility is to its Client and this document does not exonerate parties to a transaction from exercising all their rights and obligations under the transaction documents. This document cannot be reproduced except in full, without prior written approval of the Company. Any unauthorized alteration, forgery or falsification of the content or appearance of this document is unlawful and offenders may be prosecuted to the fullest extent of the law.

Unless otherwise stated the results shown in this test report refer only to the sample(s) tested and such sample(s) are retained for 30 days only.





- END OF REPORT --

This document is issued by the Company subject to its General Conditions of Service printed overleaf, available on request or accessible at <http://www.sgs.com/en/Terms-and-Conditions.aspx> and, for electronic format documents, subject to Terms and Conditions for Electronic Documents at <http://www.sgs.com/en/Terms-and-Conditions/Terms-e-Document.aspx>. Attention is drawn to the limitation of liability, indemnification and jurisdiction issues defined therein. Any holder of this document is advised that information contained hereon reflects the Company's findings at the time of its intervention only and within the limits of Client's instructions, if any. The Company's sole responsibility is to its Client and this document does not exonerate parties to a transaction from exercising all their rights and obligations under the transaction documents. This document cannot be reproduced except in full, without prior written approval of the Company. Any unauthorized alteration, forgery or falsification of the content or appearance of this document is unlawful and offenders may be prosecuted to the fullest extent of the law.

Unless otherwise stated the results shown in this test report refer only to the sample(s) tested and such sample(s) are retained for 30 days only.