



規格承認書  
Specification for Approval

客 戶： 達豐  
Customer  
品 名： ANTENNA GY121HT0038-004(MAIN+AUX)  
Part name  
料 號： GY121HT0038-004  
Part No.  
客戶料號： DQ6121HT001  
Customer Part No.  
Rev.(版本): 01

客戶承認印 CUSTOMER APPROVED BY		
APPROVAL	CHIEF	SUPERVISOR
Approval No.		
Model		
Part No.		

CHIEF	SALES	R&D	DESIGN
ROX	Teri	JOSN	James
Date: 2017/02/13		Date: 2017/02/13	
<b>驊陸科技股份有限公司 WIESON TECHNOLOGIES CO., LTD.</b>			

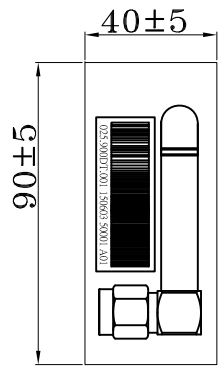


**Customer Drawing**


RoHS Compliant

REV	DATE	DESCRIPTION	ECR NO.	NAME
A1	16.10.11	PROPOSAL		MARS
A2	16.10.21	ADD SIZE		MARS
A3	16.10.26	MODIFY SPEC		MARS
A4	16.12.14	MODIFY SPEC		MARS
B	17.01.03	NEW RELEASE		MARS

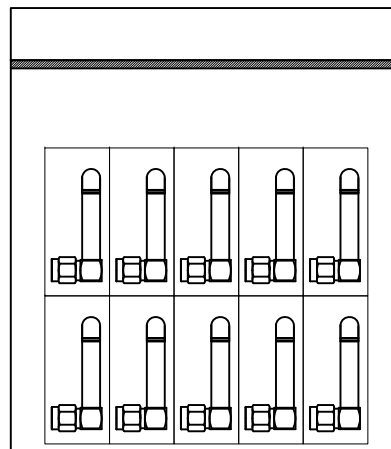
A  
B  
C  
D  
E



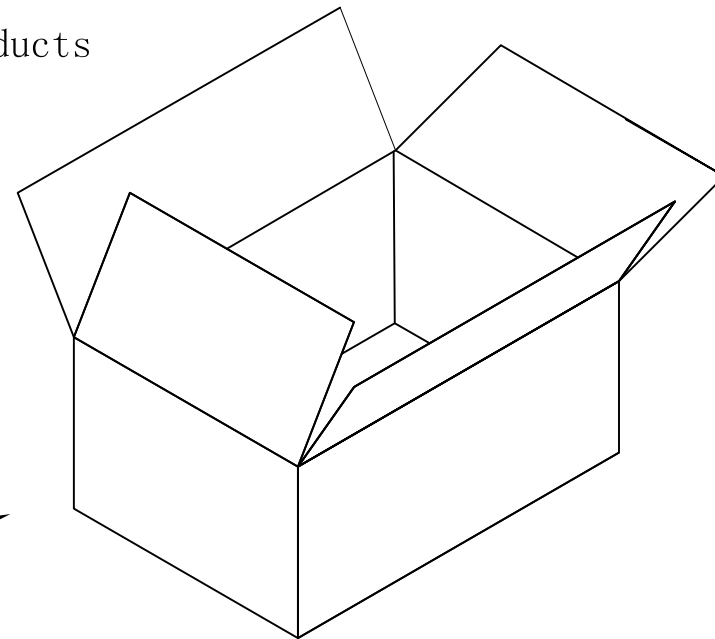
Single PCS packing




Single PCS products



In the 50 PCS/bag



 WIESON TECHNOLOGIES CO., LTD WIESON		PART NO.: <b>GY121HT0038-004</b>	
TITLE: <b>ANTENNA GY121HT0038-004(MAIN+AUX)</b>			
DRAWN BY	<b>MARS</b>	DRAWING NO.	<b>GY121HT0038-004</b>
CHECKED BY	<b>JOSN</b>	DRAWING SIZE	A4
APPROVED BY	<b>ROX</b>	UNIT	mm
SORTING NO.	<b>WSC</b>	PAGE	<b>2 OF 2</b>



**WIESON**  
TECHNOLOGIES  
CO., LTD.

**SPECIFICATION LIST**

TYPE OF PRODUCT

ANTENNA  
GY121HT0038-004(MAI  
N+AUX)

ITEM	INDEX	PAGE
1.	THE PRODUCT SPECIFICATION LIST.....	1
2.	BILL OF MATERIAL.....	2
3.	TEST REPORT.....	3-15
4.	WIESON CERTIFICATE.....	16

				Approvals	
Rev	Date	Description	Edited by	Prepared :	James
01	2017/02/13	NEW ISSUE	James	Checked :	ROX
				Approved :	ROX
				Issued No :	01
				Sheet :	<b>1 OF 16</b>

No part of the information shown of this document may be used in any way without office stamp or written consent of  
WIESON TECHNOLOGIES CO., LTD.



**WIESON TECHNOLOGIES CO.,LTD**

***BILL OF MATERIAL***

<b>Cust.</b>	達豐	<b>TITLE</b>	ANTENNA GY121HT0038-004(MAIN+AUX)				
<b>Cust.P/N</b>	<b>DQ6121HT001</b>	<b>WIESON P/N</b>	<b>GY121HT0038-004</b>				
<b>NO.</b>	<b>DESCRIPTION</b>	<b>SUPPLIER</b>	<b>SUPPLIER PART NO.</b>	<b>UL NO.</b>	<b>AVL</b>	<b>QUANTITY</b>	<b>REMARK</b>
1	RP-SMA PLUG ,NI-plated surface	/		/	/	1PCS	
2	Antenna rod sleeve,Size:7.8*40.5mm(Color: BLACK)	/		/		1PCS	
3		/		/			
4		/		/			
5		/		/			
6							
7		/		/			
8							
9							
10							
11							

**APPROVED BY:ROX**

**CHECKD BY: JOSN**

**DESIGNED BY: James**



# WIESON TECHNOLOGIES CO., LTD.

## WIESON 3D CHAMBER TEST REPORT

Customer:

廣達

Project Name:

外置型天線

WIESON P/N:

GY121HT0038-004

Antenna Type:

2.4GHz/5GHz Antenna



# WIESON TECHNOLOGIES CO., LTD.

## INDEX.

I. Summary .....	3
II. S-Parameter Measurement.....	3
III. S-Parameter Measurement Result .....	5
IV. The Test Information Anechoic Chamber.....	6
V. Antenna Measurement Photo .....	10

WIESON



## Revision History

Revision	Date	Engineer	Description
A	2017/01/05	MARS	GY121HT0038-004
x			
x			
x			
x			
x			

No part of the information shown of this document may be used in any way without office stamp or written consent of WIESON TECHNOLOGIES CO., LTD.

## I. Summary

This report to account for the measurement setup and result of the Antenna. The measurement setup includes s-parameter, pattern, and gain measurement.

The measured data for Antenna are presented and analysis.

## II. S-Parameter Measurement

### A. Reflection coefficient :

(a) Instrument : Network Analyzer.

(b) Setup :

- (1) Calibrate the Network Analyzer by one port calibration using O.S.L. calibration kits.
- (2) Connect the antenna under test to the Network Analyzer.
- (3) Measure the S11(reflection coefficient) shown in Fig. 1.
- (4) Generally, the S11 is less than  $-10\text{dB}$  to ensure the 90% power into antenna and only less than 10% power back to system.



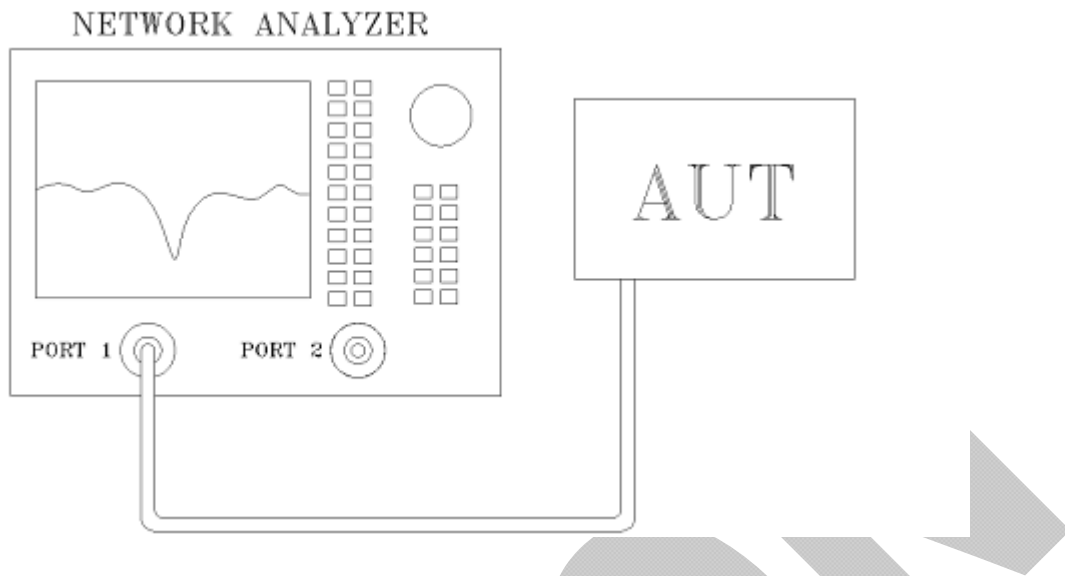
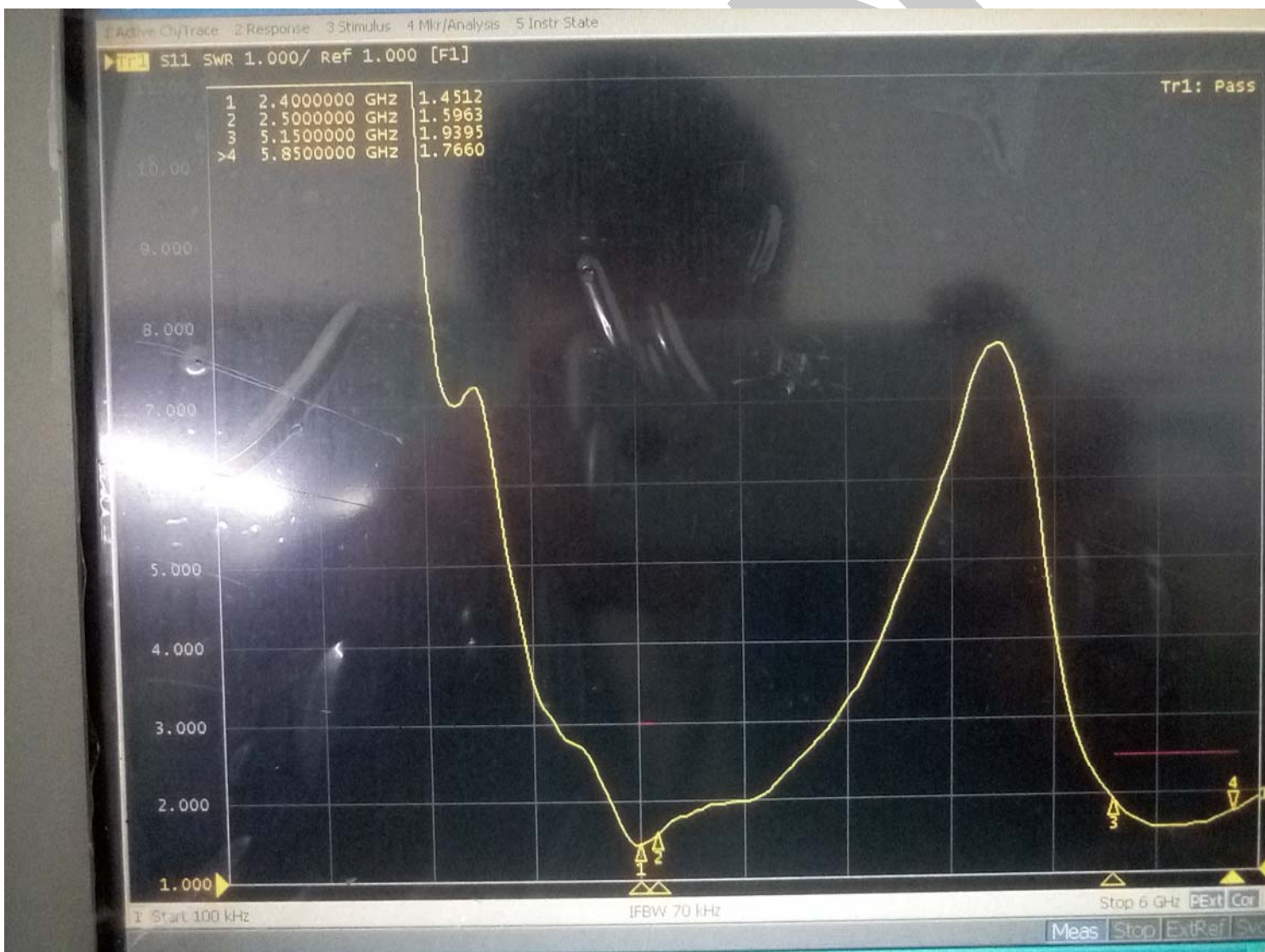


Fig.1 Antenna measured in Network Analyzer

## III. S-Parameter Measurement Result

### 1. WiFi Antenna VSWR-1

Freq(MHz)	2400	2500	5150	5850
VSWR	1.4512	1.5963	1.9395	1.7660





## **IV. The Test Information Anechoic Chamber**

### **A. Scope**

This statement of work defines the requirements of a far-field antenna measurement range, which includes

- (1) One 497.5 cm (W) x 345 cm (H) x 790 cm (L) Antenna Measurement Anechoic Chamber, detailed requirements refer section 2.0 .
- (2) One Far-field Antenna Measurement System with spinning linear CP measurement capabilities, detailed requirement refer section 3.0 .
- (3) One broad-band transmitted antenna, detailed requirements refer section 8.0 .
- (4) One BBHX 9120E standard gain antennas, detailed requirements refer section 9.0 .

### **B. Antenna Measurement Anechoic Chamber**

Fully anechoic chamber with dimension 497.5 cm in width, 345 cm in height and 790 cm in length. The quiet zone of this Chamber shall be greater than 70 cm @ 0.9 GHz, 50 cm @ 1.8 GHz, 44 cm @ 2.4 GHz, 28 cm @ 5.8 GHz, 16 cm @ 18 GHz. Contractor should be aware of this anechoic chamber is going to be used for performing far-filed antenna measurement.

### **C. Electrical specifications**

Frequency Range: 400 MHz to 18 GHz,

Quiet zone size: >70 cm @ 0.9 GHz, >50 cm @ 1.8 GHz, >44 cm @ 2.4 GHz, >28 cm @ 5.8 GHz, >16 cm @ 18 GHz.

Quiet zone ripple: < +/- 0.5 dB @ 1.5~2.4 GHz, < +/- 0.25 dB @ 2.4~18GHz



# **WIESON TECHNOLOGIES CO., LTD.**

<b>Field Probing Frequency</b>	<b>Peak-to-Peak Amplitude Ripple (within specified Quiet Zone Area)</b>	<b>Quiet Zone Size (cm)</b>	<b>Compliant</b>
0.9 GHz	< 0.8 dB	70	Yes
1.575 GHz	< 0.6 dB	55	Yes
1.8 GHz	< 0.5 dB	50	Yes
2.45 GHz	< 0.4 dB	44	Yes
4.8 GHz	< 0.3 dB	31	Yes
5.8 GHz	< 0.3 dB	28	Yes

## D. Absorbers

We shall design and install proper absorbers on the inner walls of the chamber to guarantee the electrical specifications. However, the absorbers height shall be no less than 24" which enables the space in the chamber to be around 497.5 cm (W) x 345 cm (H) x 790 cm (L). All the absorber used shall meet NRL-8093 fire retardant regulations

## E. Far-field Antenna Measurement System

We shall supply all the hardware and software which are capable of characterizing antenna radiation patterns from 100 KHz to 8.5 GHz Agilent E5071C Vector Network Analyzer. The system shall be able to automatically measure and plot single axis amplitude and phase antenna patterns in either Cartesian or polar formats.

## F. Far-field measurement software

The software consists of the control or data acquisition software and the data plotting software.

(1) The data acquisition software shall at least be capable of the following functions:



## WIESON TECHNOLOGIES CO., LTD.

- \*measuring single frequency per cut - single axis (azimuth); system can automatically switch frequency at the end of a scan.
- \*measuring data in Uni-direction or bi-direction
- \*measuring data at least with azimuth 360 degrees. (+/- 180 degrees or 0-360 degrees)
- \*real time plot in Cartesian or polar format
- \*screen shows real time angle position
- \*system automatically calculates S/N ratio level based on measured signal fluctuation
- \*function to set positioner zero position
- \*operator can set data taking velocity and data sampling interval
- \*entry to allow positioner offset to any angle

(2) The data plotting software shall at least be capable of the following functions:

- \*Editing plot data
- \*plotting data in Cartesian, Polar or delimited ASCII output with header information
- \*plotting data in linear or dB scales
- \*normalizing data to peak (dB), standard gain reference (dBi), or no normalization
- \*overlying data, (drag and drop capability is preferable)
- \*outputting data to any Windows supported printers

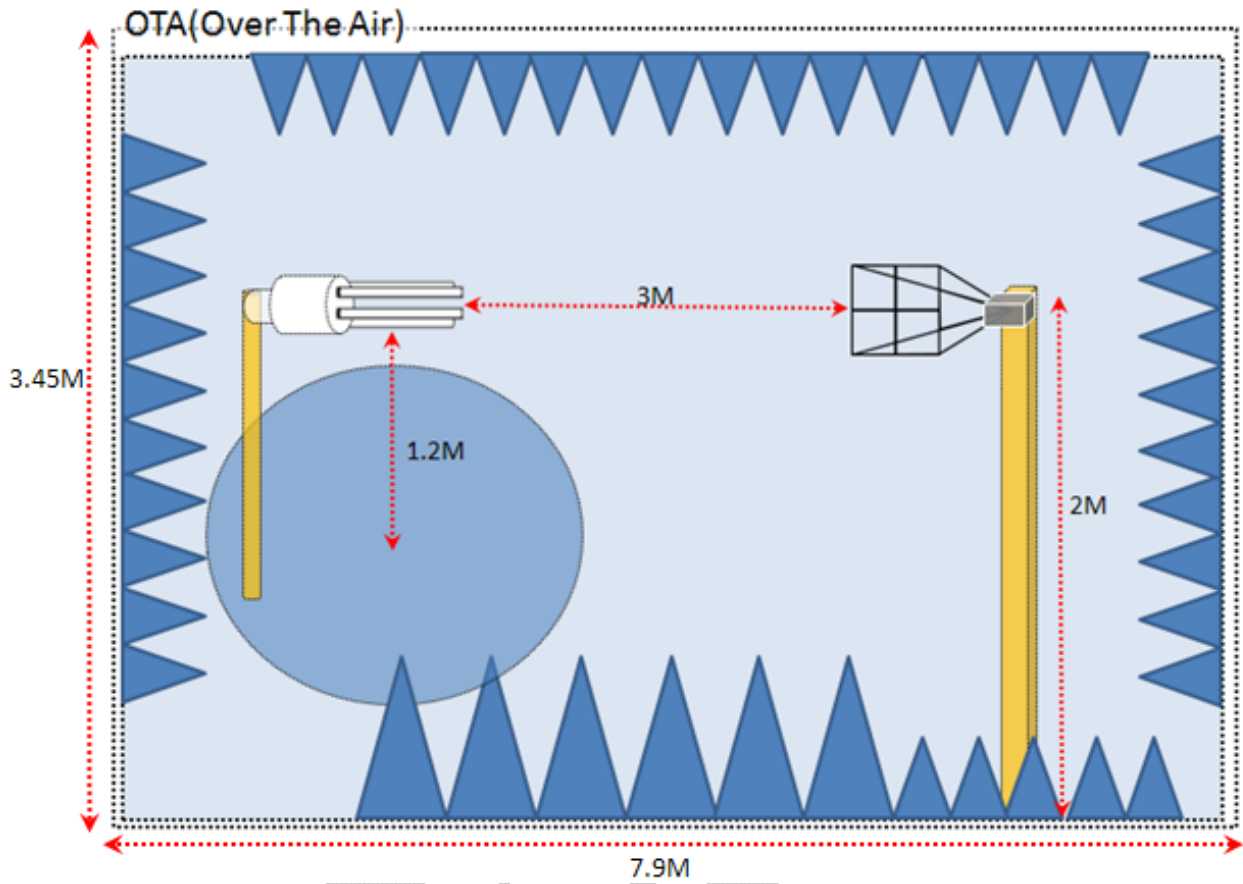
### G. Broadband Transmitted antenna

We shall provide a linear-polarized broadband antenna with the specifications better than those listed hereafter in this article,

Frequency: 1-18 GHz, Gain: >12 dBi @ 10 GHz, VSWR:<2,0:1, Front to Back Ratio > 20 dB



### H. BBHX 9120 E Standard Gain Horns

We shall provide one BBHX 9120 E standard gain horns which meets the specifications of NRL-4433 report. The operating frequency of BBHX 9120 E standard gain horn is from 0.4 to 7 GHz. We shall also provide NRL-4433 theoretical gain curves and tables for the standard gain horns.



WIESON

**V. Antenna Measurement Photo**





# WIESON TECHNOLOGIES CO., LTD.

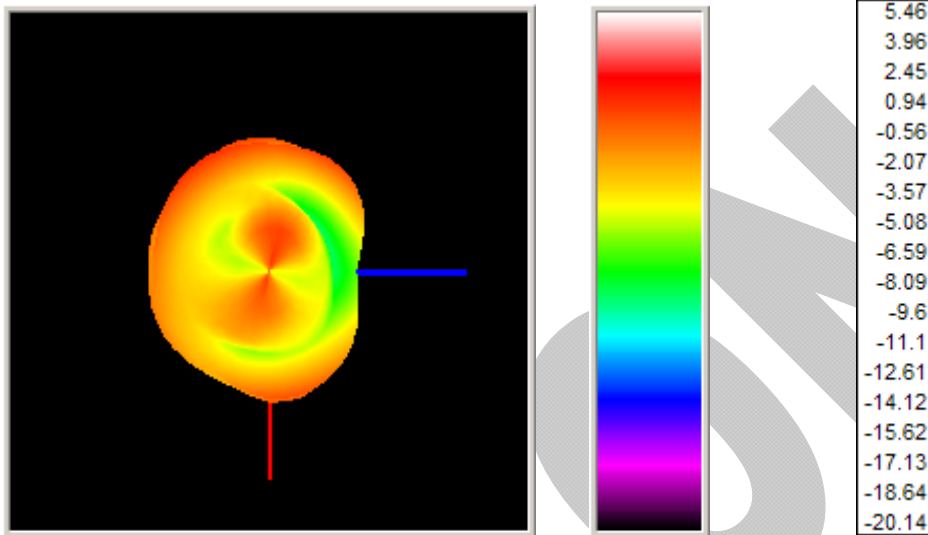
## 2.3D Antenna Gain Value

Freq. (MHz)	Gain (dBi)	Efficiency (dB)	Efficiency (%)
2400	2.46	-2.04	62.6%
2410	2.45	-2.10	61.6%
2420	2.54	-1.99	63.3%
2430	2.58	-1.88	64.9%
2440	2.49	-2.03	62.6%
2450	2.75	-1.82	65.8%
2460	2.96	-1.71	67.5%
2470	3.45	-1.53	70.3%
2480	3.53	-1.64	68.5%
2490	3.49	-1.46	71.5%
2500	2.99	-1.83	65.7%
5150	2.34	-1.59	69.4%
5250	2.52	-2.31	58.7%
5350	2.21	-1.89	64.7%
5450	2.02	-1.42	72.0%
5550	1.69	-1.33	73.7%
5650	1.36	-2.06	62.2%
5750	1.59	-1.86	65.2%
5850	1.11	-2.67	54.1%

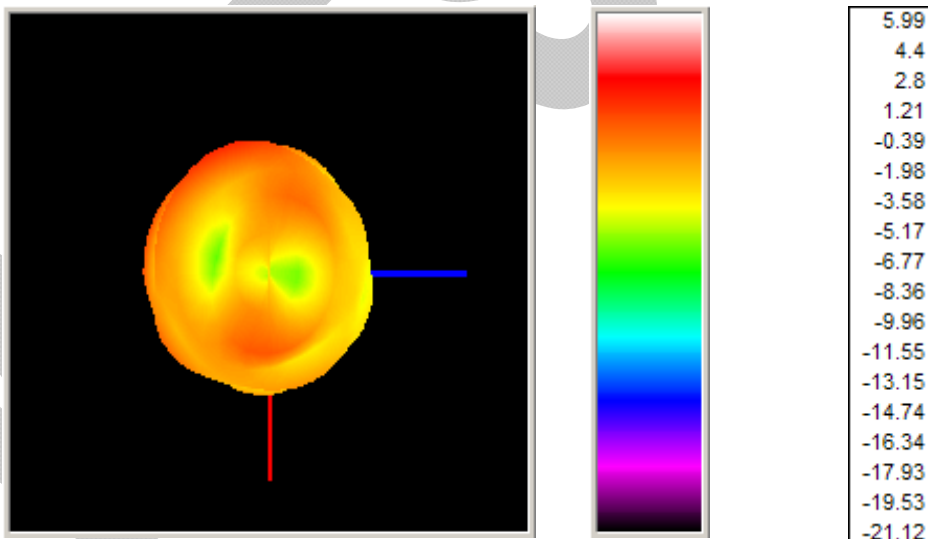


## 3.3D Radiation Pattern

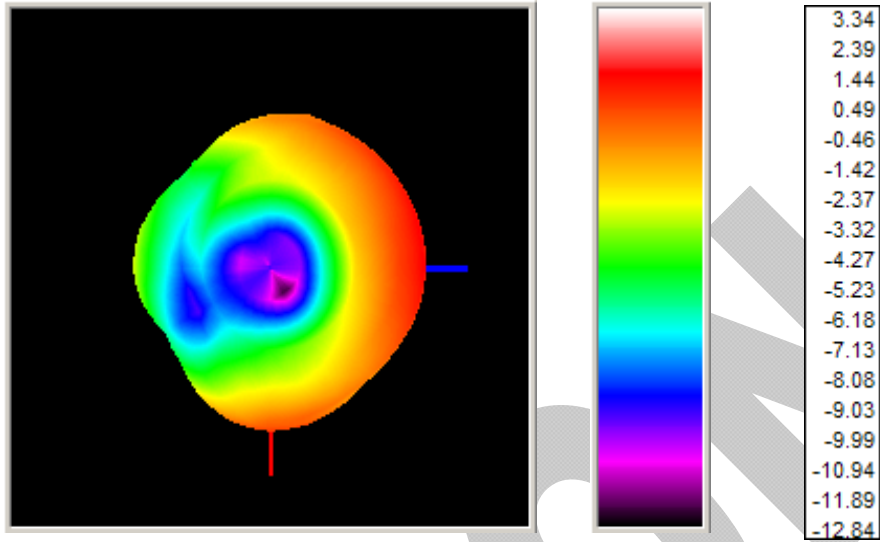
2400MHz



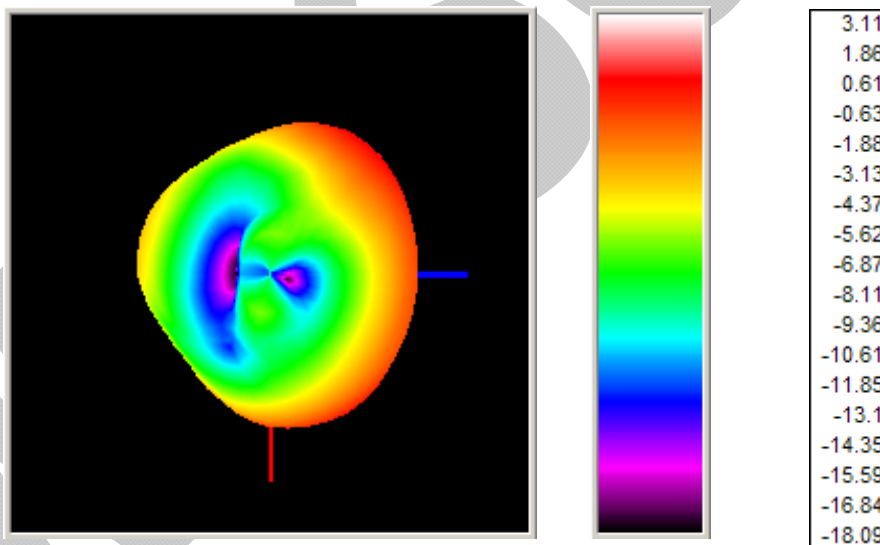
2500MHZ



5150MHz



5850MHz



**BUREAU VERITAS**  
Certification



**WIESON TECHNOLOGIES (DONG GUAN) CO., LTD.**

XINBAOWEI INDUSTRIAL BUILDING, HUANGANG INDUSTRIAL ZONE, HOJJIE TOWN, DONGGUAN CITY,  
GUANGDONG PROVINCE, CHINA

*Bureau Veritas Certification certify that the Management System of the above organisation has been audited and found to be in accordance with the requirements of the management system standards detailed below*

*Standards*

**ISO9001:2008**

*Scope of certification*

**DESIGN,MANUFACTURE AND SALES OF ELECTRONIC AND AUTOMOTIVE CONNECTORS,CABLES,WIRE HARNESS,RF AND ANTENNA PRODUCTS,CAR AUDIO AND VIDEO,PLASTIC INJECTION,STAMPING PARTS,TOOLING MOLD,LED LIGHTING.**

Certification cycle start date: **25 February 2013**

Subject to the continued satisfactory operation of the organisation's Management System, this certificate expires on: **24 February 2016**

Original certification date: **25 February 2013**

Certificate No. 300430-US

Version A, Revision date: 25 February 2013

**Certification Authority**



Local office: Rm.403A-406, Tower C, The Fifth Square, No. 7, Chaoyangmen North Avenue,Beijing 100010, China

Further clarifications regarding the scope of this certificate and the applicability of the management system requirements may be obtained by consulting the organisation.  
To check this certificate validity please call (+86 10 59683663)