



8. 6dB Bandwidth

8.1. Test Limit


FCC §15.407

The minimum 6 dB bandwidth shall be at least 500 kHz.

8.2. Test Procedure

Reference to 789033 D02 General UNII Test Procedures New Rules v01: The transmitter output is connected to a spectrum analyzer with the RBW set to 100KHz, the VBW >= 3 x RBW, peak detector and max hold.

8.3. Test Setup Layout



8.4. Test Result and Data

Test Date: Aug. 22, 2015

Temperature: 25°C

Atmospheric pressure: 1020 hPa

Humidity: 65%

802.11a mode in the 5.8G Band

Channel	Frequency (MHz)	Ant. A 6dB Bandwidth (MHz)	Ant. B 6dB Bandwidth (MHz)	Minimum Limit (MHz)
Low	5745	16.5	16.5	0.5
Middle	5785	16.4	16.4	0.5
High	5825	16.5	16.5	0.5
Worst		16.5	16.5	

802.11n HT20 mode in the 5.8G Band

Channel	Frequency (MHz)	Ant. A 6dB Bandwidth (MHz)	Ant. B 6dB Bandwidth (MHz)	Minimum Limit (MHz)
Low	5745	17.6	17.6	0.5
Middle	5785	17.6	17.6	0.5
High	5825	17.6	17.6	0.5
Worst		17.6	17.6	



802.11n HT40 mode in the 5.8G Band

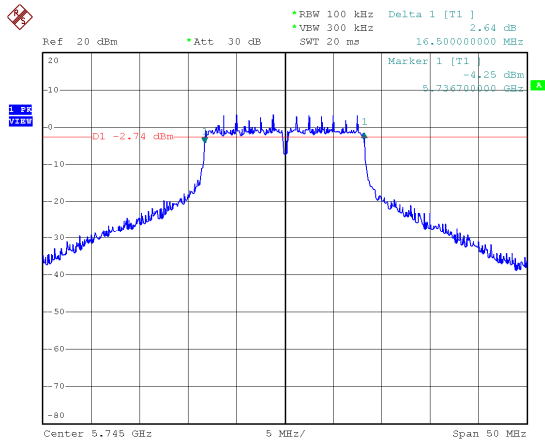
Channel	Frequency (MHz)	Ant. A 6dB Bandwidth (MHz)	Ant. B 6dB Bandwidth (MHz)	Minimum Limit (MHz)
Low	5755	36.2	36.4	0.5
High	5795	36.0	36.4	0.5
Worst		36.2	36.4	

802.11ac VHT80 mode in the 5.8G Band

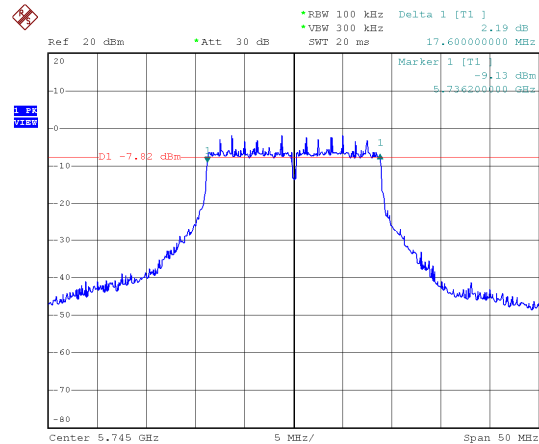
Channel	Frequency (MHz)	Ant. A 6dB Bandwidth (MHz)	Ant. B 6dB Bandwidth (MHz)	Minimum Limit (MHz)
Middle	5775	75.84	75.52	0.5
Worst		75.84	75.52	



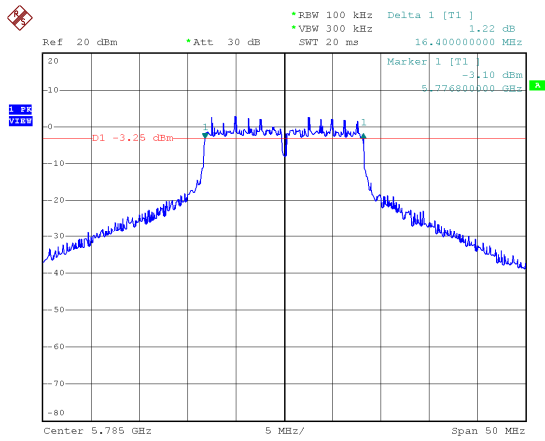
Antenna A
Modulation Standard: 802.11a (6Mbps)
CH149



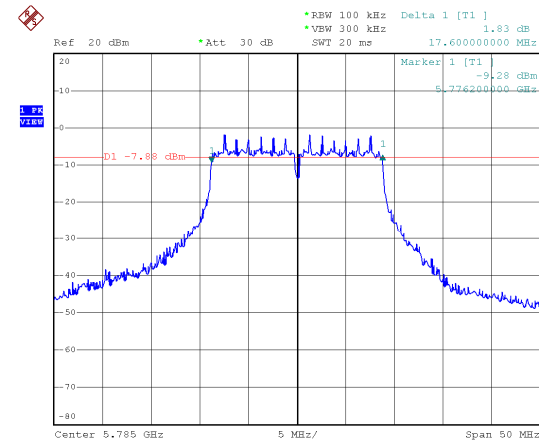
Modulation Standard: 802.11an, HT20 (13Mbps)
CH149



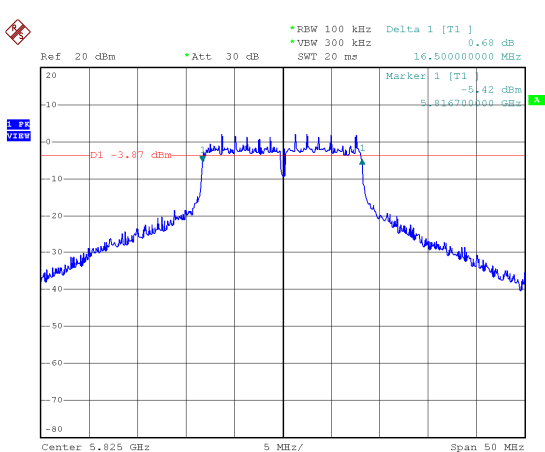
CH157



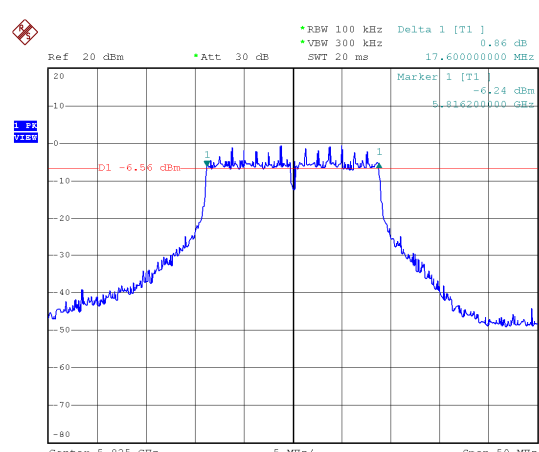
CH157



CH165

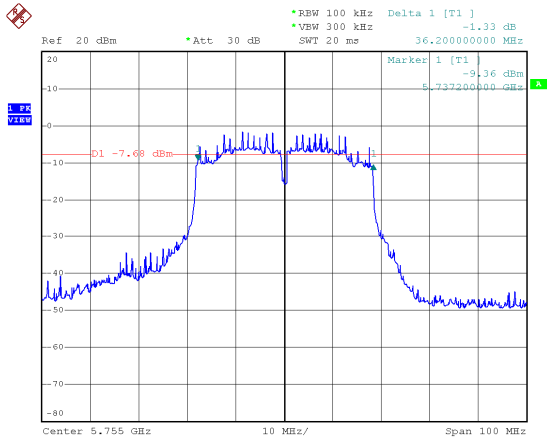


CH165

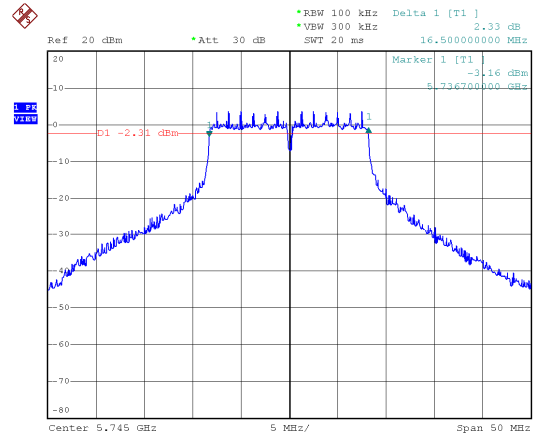




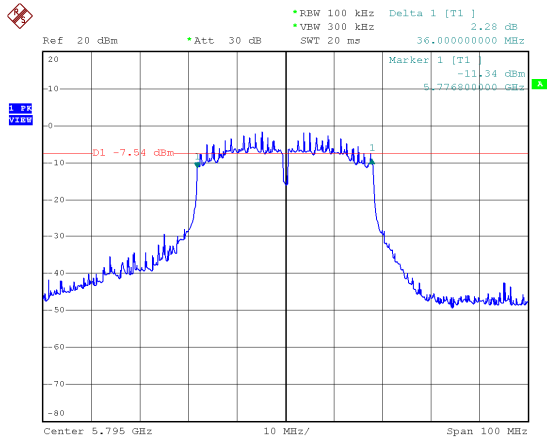
Modulation Standard: 802.11an, HT40 (27Mbps)
CH151



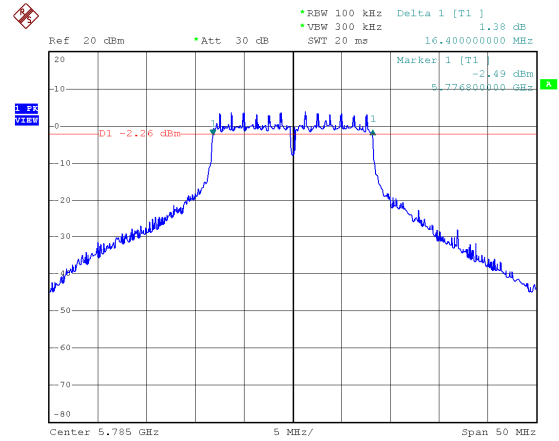
Antenna B:
Modulation Standard: 802.11a (6Mbps)
CH149



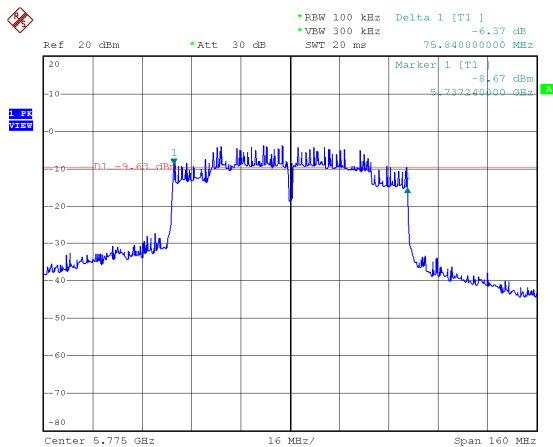
CH159



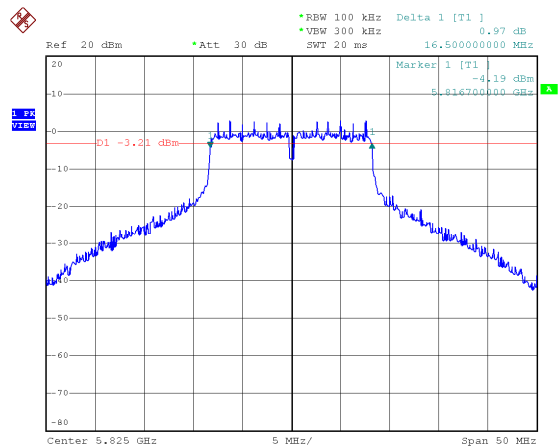
CH157



Modulation Standard: 802.11ac, VHT80 (58.5Mbps)
CH155

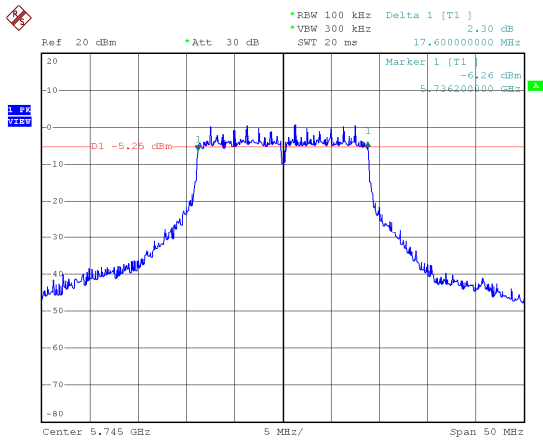


CH165

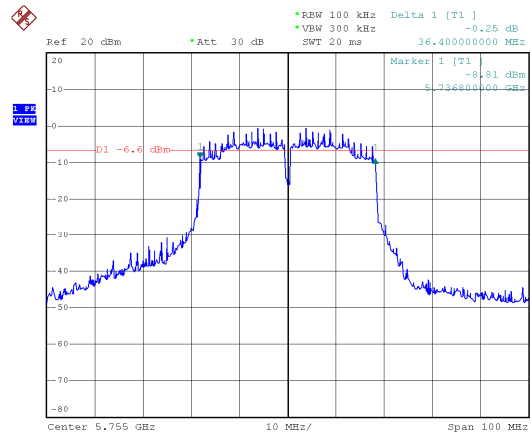




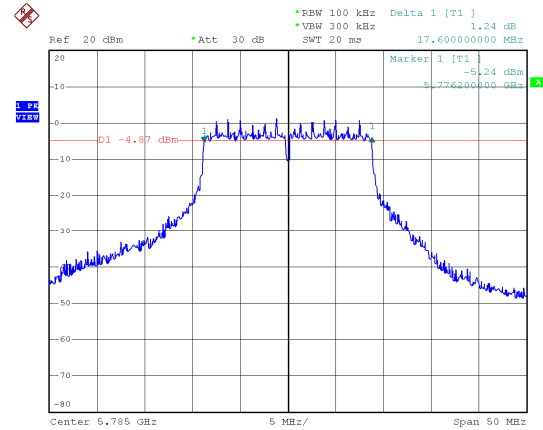
Modulation Standard: 802.11an, HT20 (13Mbps)
CH149



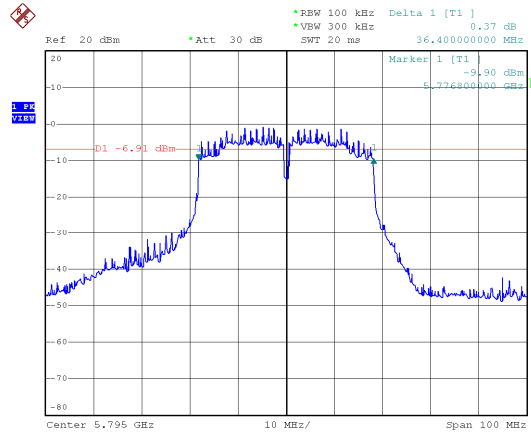
Modulation Standard: 802.11an, HT40 (27Mbps)
CH151



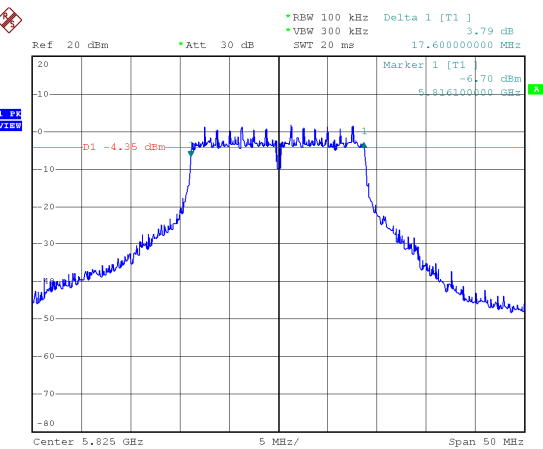
CH157



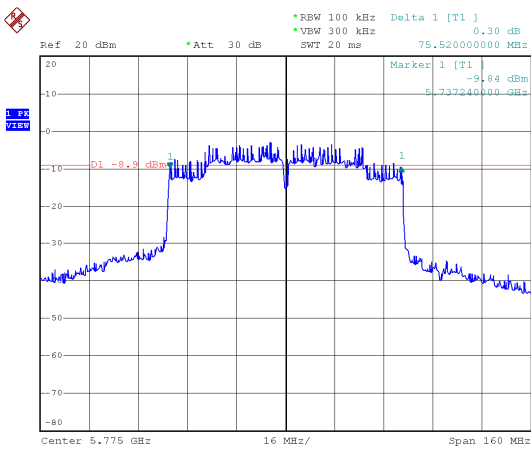
CH159



CH165



Modulation Standard: 802.11ac, VHT80 (58.5Mbps)
CH155





9. 26dB and 99% Bandwidth


9.1. Test Limit

None; for reporting purposes only.

9.2. Test Procedure

Reference to 789033 D02 General UNII Test Procedures New Rules v01: The transmitter output is connected to a spectrum analyzer with the RBW set to 100KHz, the VBW $\geq 3 \times$ RBW, peak detector and max hold.

9.3. Test Setup Layout





9.4. Test Result and Data

Test Date: Sep. 07, 2015

Temperature: 25°C

Atmospheric pressure: 1020 hPa

Humidity: 65%

802.11a mode in the 5.2G Band

Channel	Frequency (MHz)	Ant. A 26dB Bandwidth (MHz)	Ant. B 26dB Bandwidth (MHz)	Ant. A 99% Bandwidth (MHz)	Ant. B 99% Bandwidth (MHz)
Low	5180	24.47	23.63	16.78	16.78
Middle	5220	23.26	22.40	16.75	16.72
High	5240	22.82	22.68	16.68	16.74
Worst		24.47	23.63	16.78	16.78

802.11n HT20 mode in the 5.2G Band

Channel	Frequency (MHz)	Ant. A 26dB Bandwidth (MHz)	Ant. B 26dB Bandwidth (MHz)	Ant. A 99% Bandwidth (MHz)	Ant. B 99% Bandwidth (MHz)
Low	5180	23.75	23.45	17.92	17.88
Middle	5220	23.42	22.38	17.88	17.87
High	5240	23.74	23.06	17.89	17.88
Worst		23.75	23.45	17.92	17.88

802.11n HT40 mode in the 5.2G Band

Channel	Frequency (MHz)	Ant. A 26dB Bandwidth (MHz)	Ant. B 26dB Bandwidth (MHz)	Ant. A 99% Bandwidth (MHz)	Ant. B 99% Bandwidth (MHz)
Low	5190	40.57	41.23	36.02	35.96
High	5230	40.62	40.04	35.89	36.00
Worst		40.62	41.23	36.02	36.00

802.11ac VHT80 mode in the 5.2G Band

Channel	Frequency (MHz)	Ant. A 26dB Bandwidth (MHz)	Ant. B 26dB Bandwidth (MHz)	Ant. A 99% Bandwidth (MHz)	Ant. B 99% Bandwidth (MHz)
Middle	5210	79.74	78.87	74.90	75.20
Worst		79.74	78.87	74.90	75.20

**802.11a mode in the 5.3G Band**

Channel	Frequency (MHz)	Ant. A 26dB Bandwidth (MHz)	Ant. B 26dB Bandwidth (MHz)	Ant. A 99% Bandwidth (MHz)	Ant. B 99% Bandwidth (MHz)
Low	5260	23.38	23.06	16.68	16.74
Middle	5300	23.24	22.01	16.72	16.72
High	5320	22.03	21.55	16.74	16.72
Worst		23.38	23.06	16.74	16.74

802.11n HT20 mode in the 5.3G Band

Channel	Frequency (MHz)	Ant. A 26dB Bandwidth (MHz)	Ant. B 26dB Bandwidth (MHz)	Ant. A 99% Bandwidth (MHz)	Ant. B 99% Bandwidth (MHz)
Low	5260	24.03	23.45	17.88	17.83
Middle	5300	22.61	22.38	17.86	17.84
High	5320	22.31	23.06	17.88	17.87
Worst		24.03	23.45	17.88	17.87

802.11n HT40 mode in the 5.3G Band

Channel	Frequency (MHz)	Ant. A 26dB Bandwidth (MHz)	Ant. B 26dB Bandwidth (MHz)	Ant. A 99% Bandwidth (MHz)	Ant. B 99% Bandwidth (MHz)
Low	5270	40.37	40.20	35.86	35.99
High	5310	40.73	41.35	35.99	36.05
Worst		40.73	41.35	35.99	36.05

802.11ac VHT80 mode in the 5.3G Band

Channel	Frequency (MHz)	Ant. A 26dB Bandwidth (MHz)	Ant. B 26dB Bandwidth (MHz)	Ant. A 99% Bandwidth (MHz)	Ant. B 99% Bandwidth (MHz)
Middle	5290	79.74	79.18	74.94	75.12
Worst		79.74	79.18	74.94	75.12



802.11a mode in the 5.5G Band

Channel	Frequency (MHz)	Ant. A 26dB Bandwidth (MHz)	Ant. B 26dB Bandwidth (MHz)	Ant. A 99% Bandwidth (MHz)	Ant. B 99% Bandwidth (MHz)
Low	5500	22.24	23.15	16.72	17.85
Middle	5580	22.43	22.73	16.67	17.84
High	5700	22.65	23.23	16.72	17.86
Worst		22.65	23.23	16.72	17.86

802.11n HT20 mode in the 5.5G Band

Channel	Frequency (MHz)	Ant. A 26dB Bandwidth (MHz)	Ant. B 26dB Bandwidth (MHz)	Ant. A 99% Bandwidth (MHz)	Ant. B 99% Bandwidth (MHz)
Low	5500	23.45	23.58	17.90	17.85
Middle	5580	24.67	23.23	17.86	17.84
High	5700	23.01	24.04	17.88	17.86
Worst		24.67	24.04	17.90	17.86

802.11n HT40 mode in the 5.5G Band

Channel	Frequency (MHz)	Ant. A 26dB Bandwidth (MHz)	Ant. B 26dB Bandwidth (MHz)	Ant. A 99% Bandwidth (MHz)	Ant. B 99% Bandwidth (MHz)
Low	5510	40.74	41.19	35.98	36.02
Middle	5550	40.16	40.44	35.86	35.85
High	5670	40.02	40.34	35.91	35.93
Worst		40.74	41.19	35.98	36.02

802.11ac VHT80 mode in the 5.5G Band

Channel	Frequency (MHz)	Ant. A 26dB Bandwidth (MHz)	Ant. B 26dB Bandwidth (MHz)	Ant. A 99% Bandwidth (MHz)	Ant. B 99% Bandwidth (MHz)
Middle	5530	79.42	78.82	74.94	75.06
Worst		79.42	78.82	74.94	75.06

**802.11a mode in the 5.8G Band**

Channel	Frequency (MHz)	Ant. A 26dB Bandwidth (MHz)	Ant. B 26dB Bandwidth (MHz)	Ant. A 99% Bandwidth (MHz)	Ant. B 99% Bandwidth (MHz)
Low	5745	22.85	23.23	16.70	17.86
Middle	5785	23.65	24.71	16.65	17.90
High	5825	22.35	23.68	16.66	17.86
Worst		23.65	24.71	16.70	17.90

802.11n HT20 mode in the 5.8G Band

Channel	Frequency (MHz)	Ant. A 26dB Bandwidth (MHz)	Ant. B 26dB Bandwidth (MHz)	Ant. A 99% Bandwidth (MHz)	Ant. B 99% Bandwidth (MHz)
Low	5745	23.22	22.46	17.89	17.83
Middle	5785	23.00	22.62	17.92	17.83
High	5825	23.99	23.95	17.88	17.83
Worst		23.99	23.95	17.92	17.83

802.11n HT40 mode in the 5.8G Band

Channel	Frequency (MHz)	Ant. A 26dB Bandwidth (MHz)	Ant. B 26dB Bandwidth (MHz)	Ant. A 99% Bandwidth (MHz)	Ant. B 99% Bandwidth (MHz)
Low	5755	41.81	41.39	35.96	35.95
High	5795	40.21	41.12	35.90	35.94
Worst		41.81	41.39	35.96	35.95

802.11ac VHT80 mode in the 5.8G Band

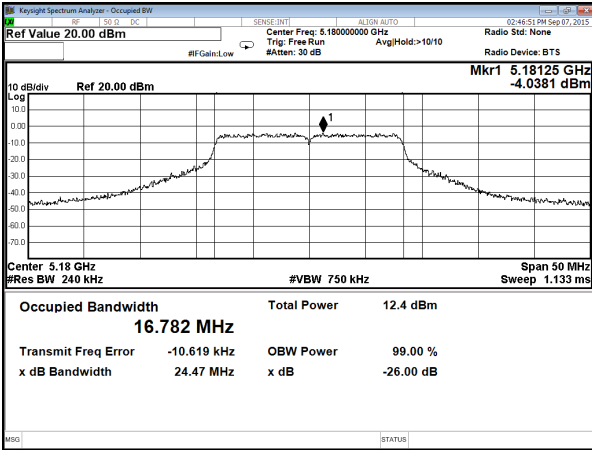
Channel	Frequency (MHz)	Ant. A 26dB Bandwidth (MHz)	Ant. B 26dB Bandwidth (MHz)	Ant. A 99% Bandwidth (MHz)	Ant. B 99% Bandwidth (MHz)
Middle	5775	79.31	78.29	74.97	74.92
Worst		79.31	78.29	74.97	74.92



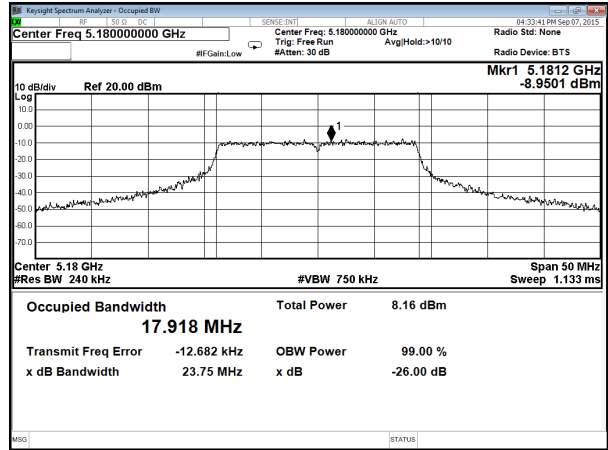
5.2G Band:

Antenna A

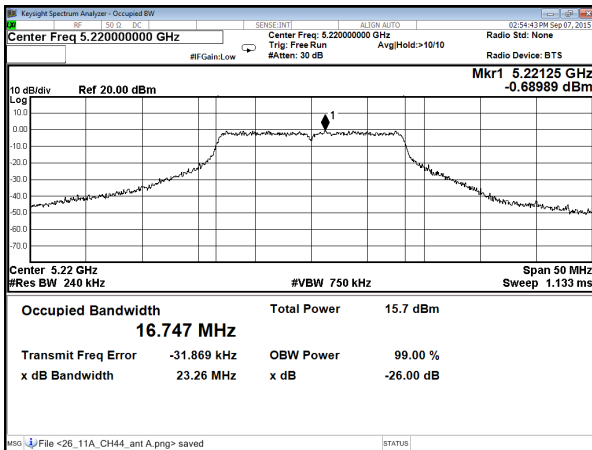
Modulation Standard: 802.11a (6Mbps)
CH36



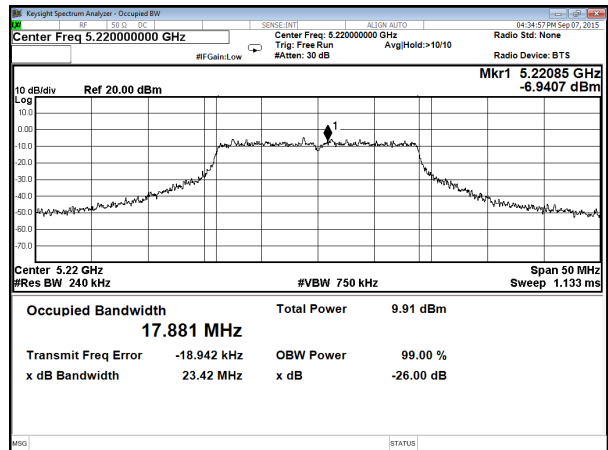
Modulation Standard: 802.11an HT20 (13Mbps)
CH36



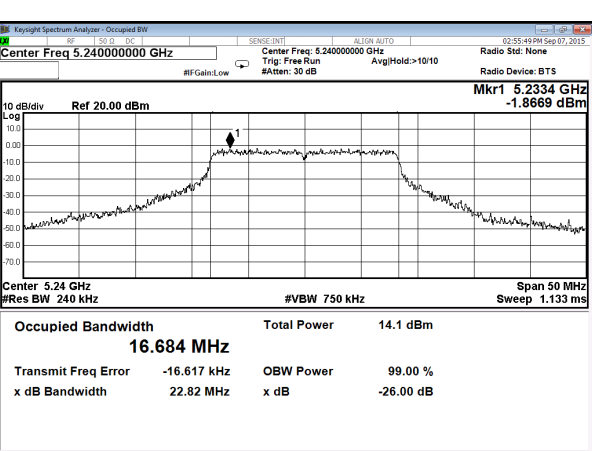
CH44



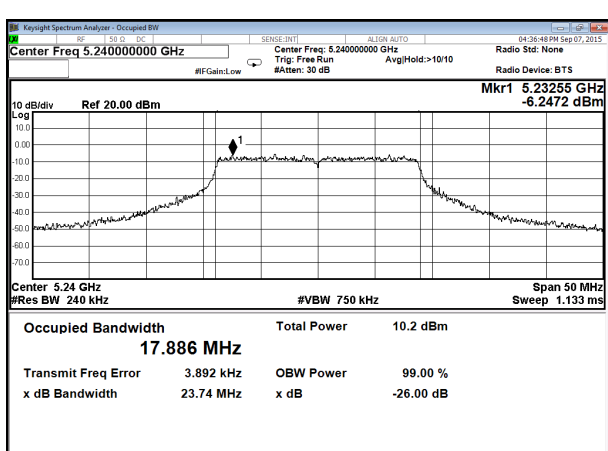
CH44



CH48

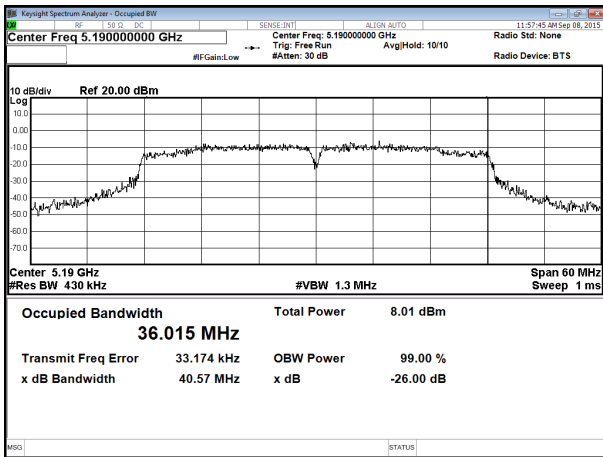


CH48

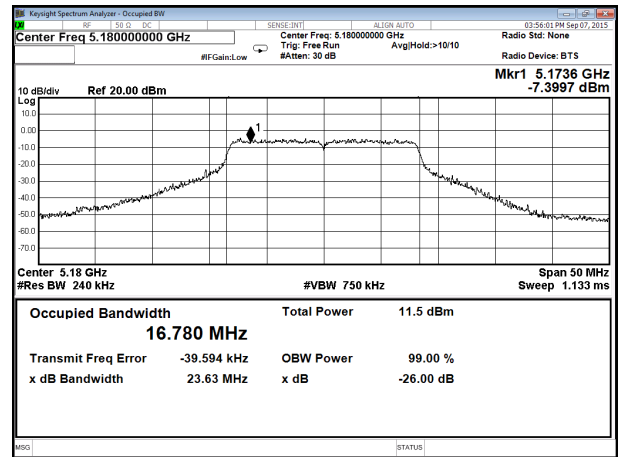




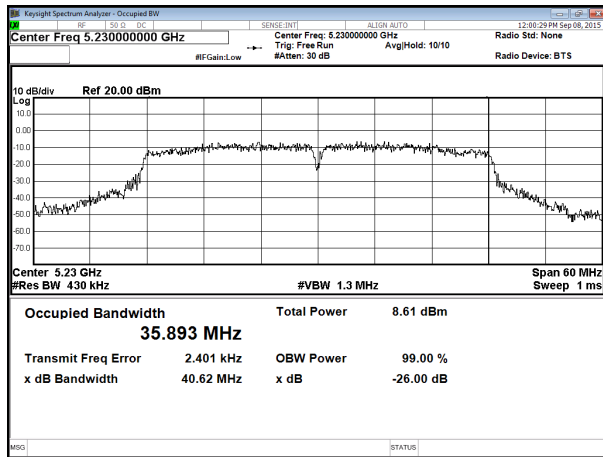
Modulation Standard: 802.11an HT40 (27Mbps)
CH38



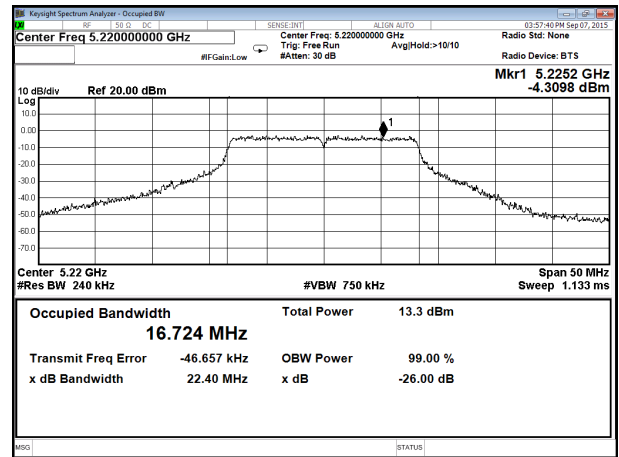
Antenna B:
Modulation Standard: 802.11a (6Mbps)
CH36



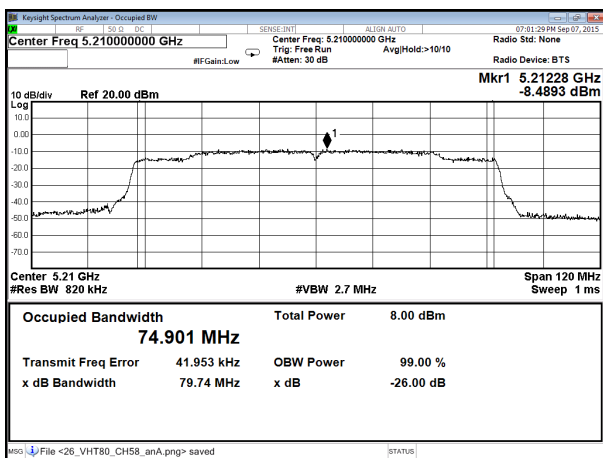
CH46



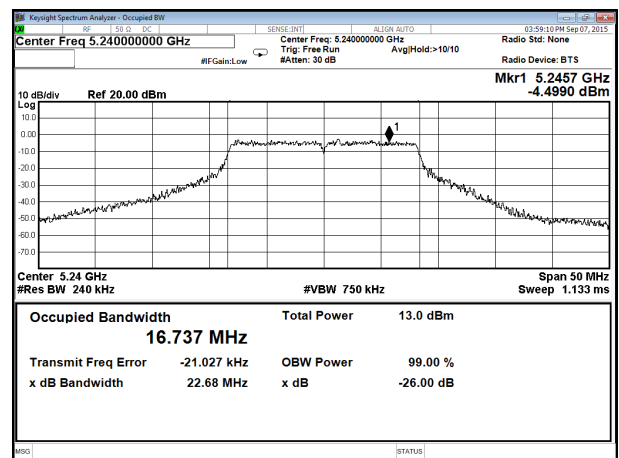
CH44



Modulation Standard: 802.11ac VHT80 (58.5Mbps)
CH42

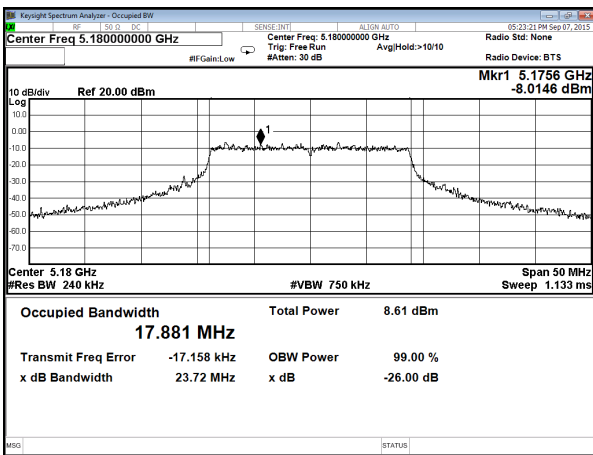


CH48

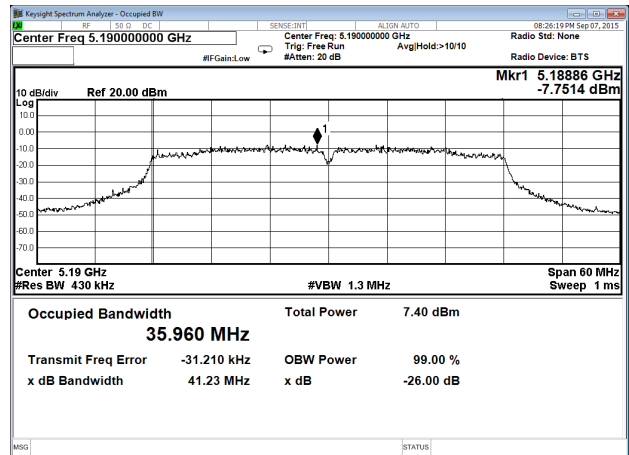




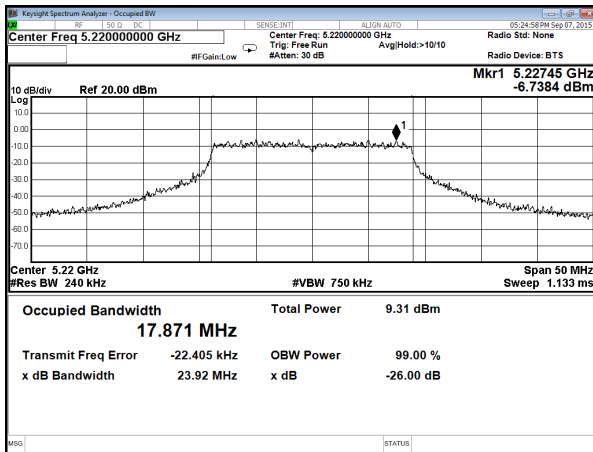
Modulation Standard: 802.11an HT20 (13Mbps) CH36



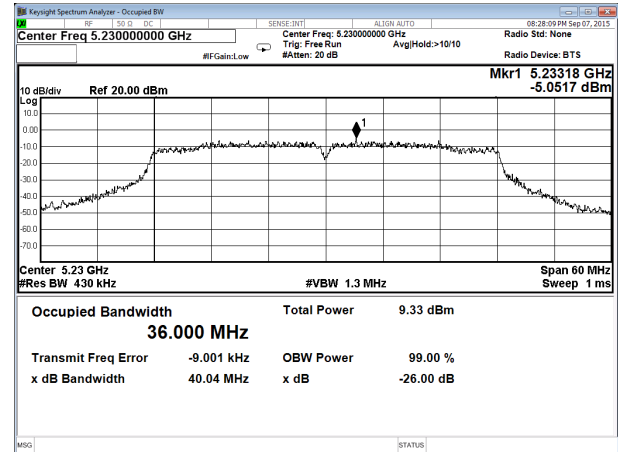
Modulation Standard: 802.11an HT40 (27Mbps) CH38



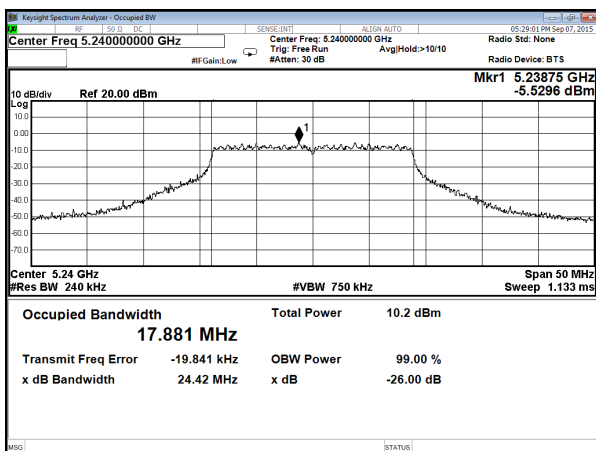
CH44



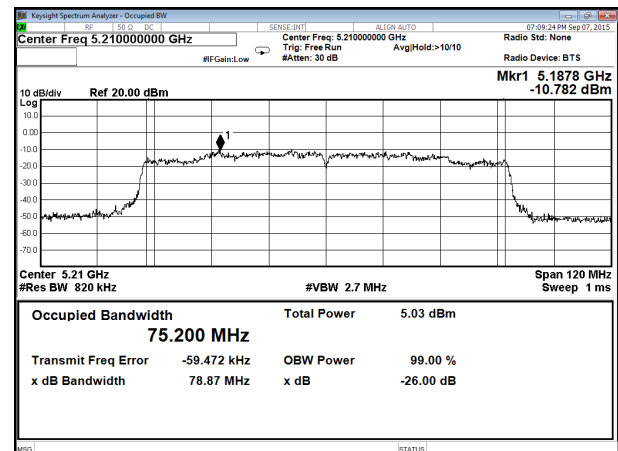
CH46



CH48



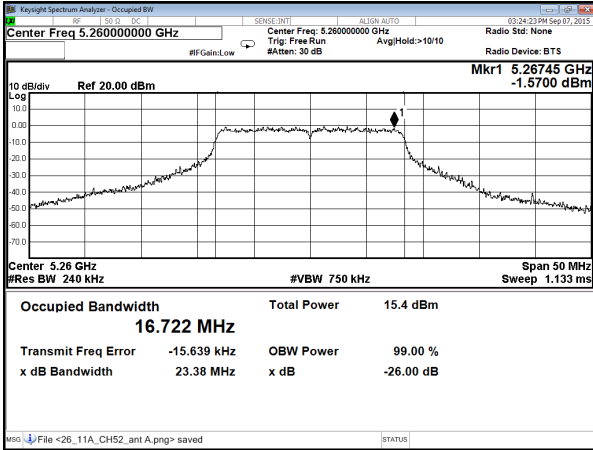
Modulation Standard: 802.11ac VHT80 (58.5Mbps) CH42



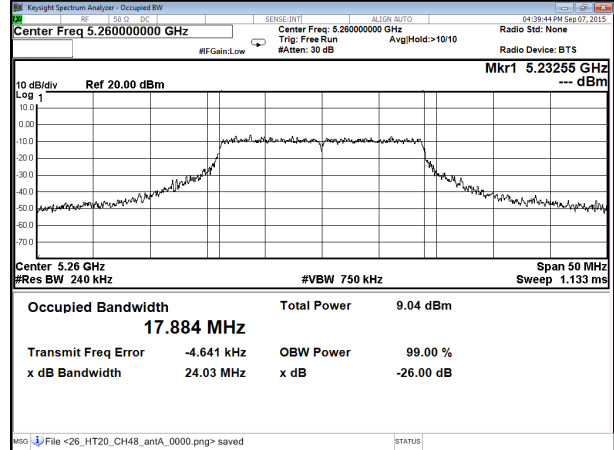


5.3G Band:
Antenna A

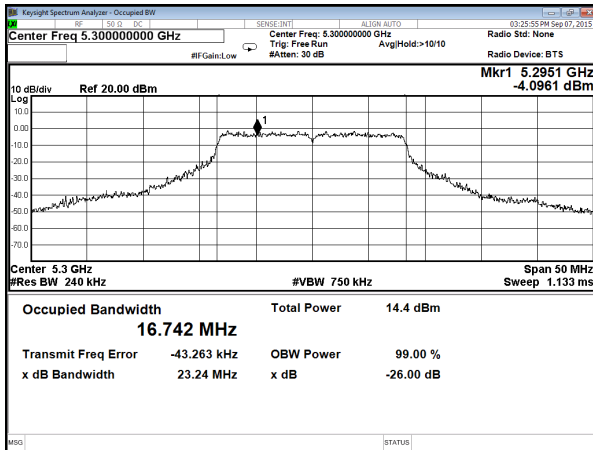
Modulation Standard: 802.11a (6Mbps)
CH52



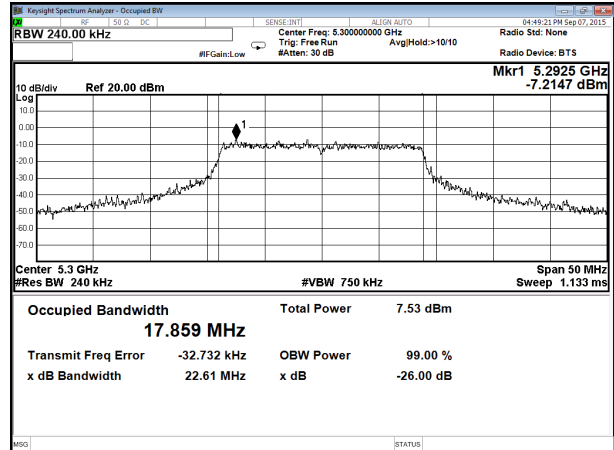
Modulation Standard: 802.11an HT20 (13Mbps)
CH52



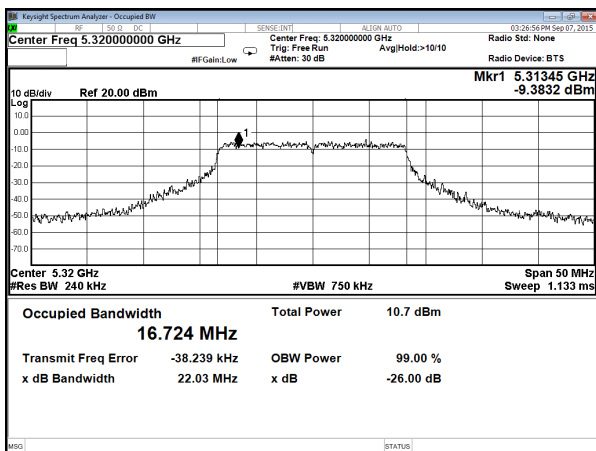
CH60



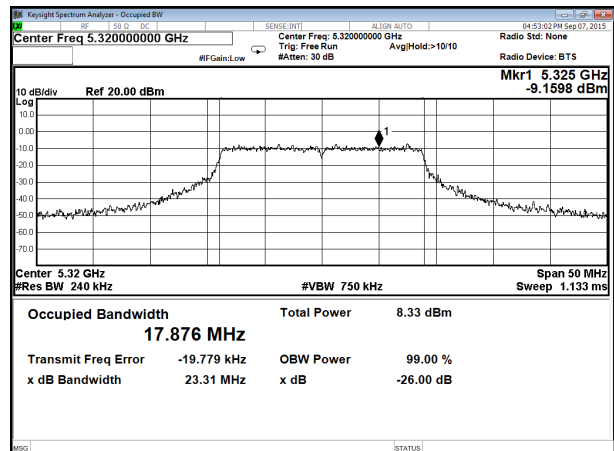
CH60



CH64

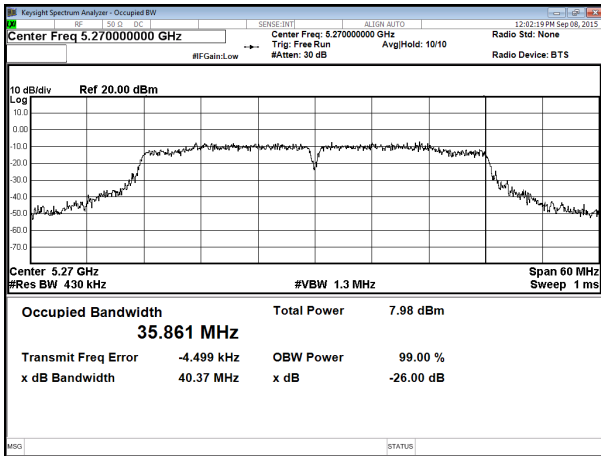


CH64

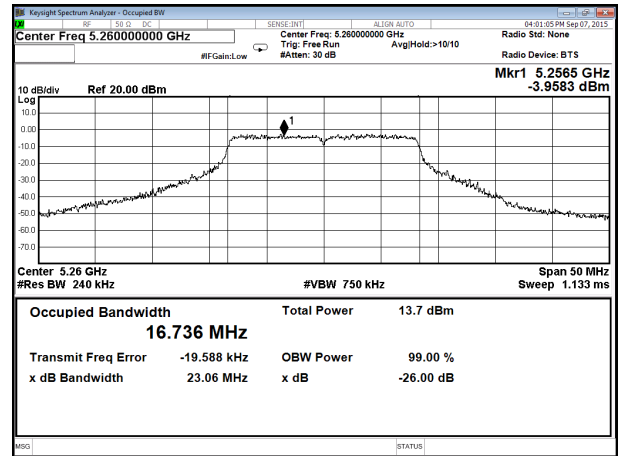




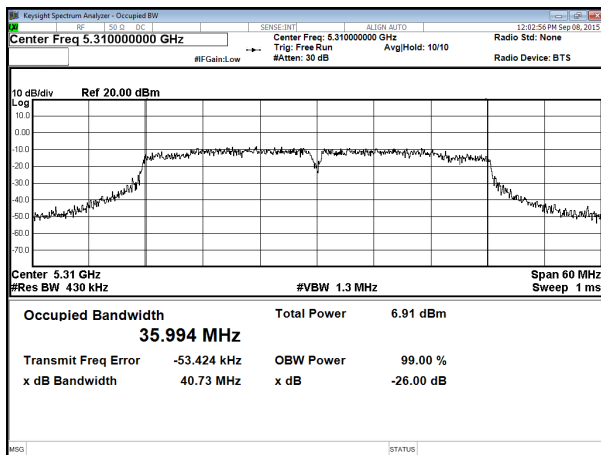
Modulation Standard: 802.11an HT40 (27Mbps)
CH54



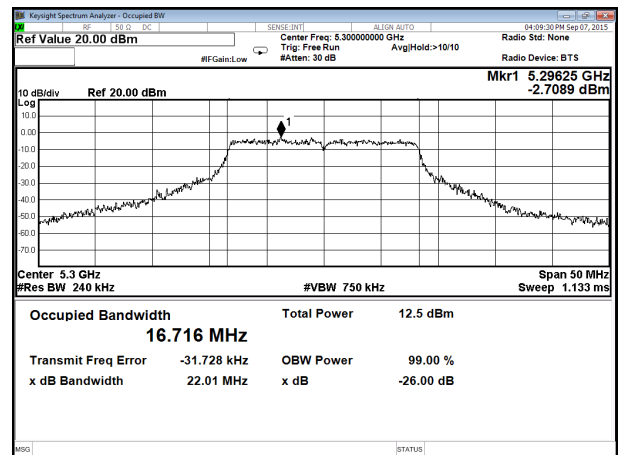
Antenna B:
Modulation Standard: 802.11a (6Mbps)
CH52



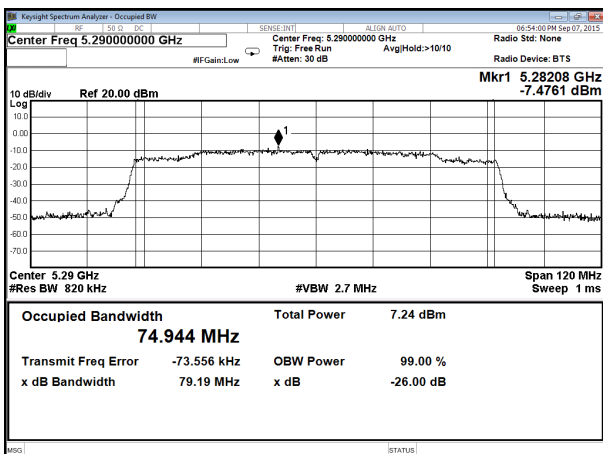
CH62



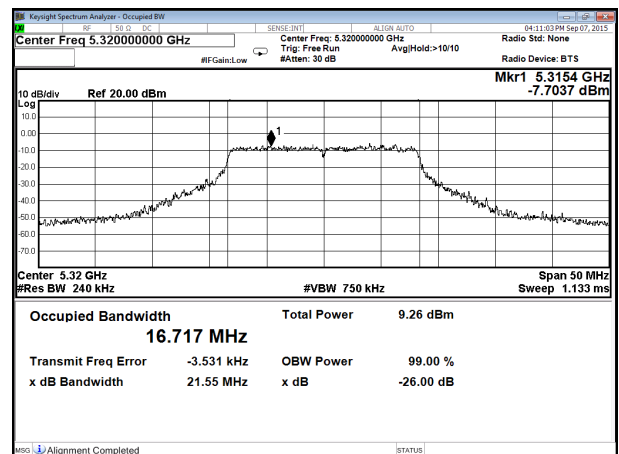
CH60



Modulation Standard: 802.11ac VHT80 (58.5Mbps)
CH58

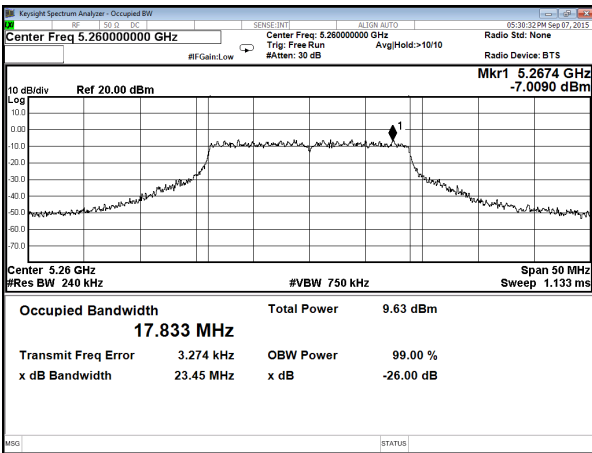


CH64

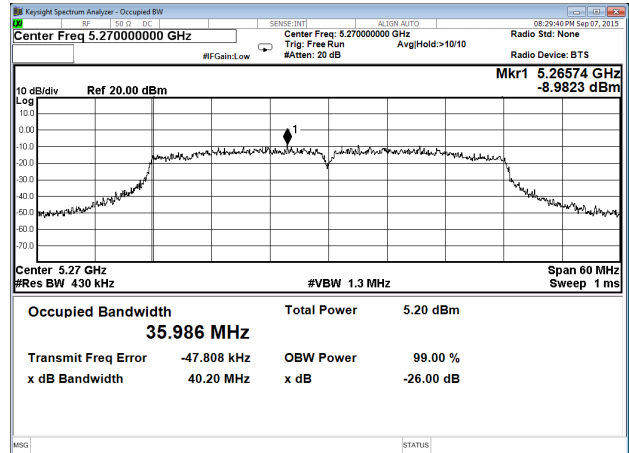




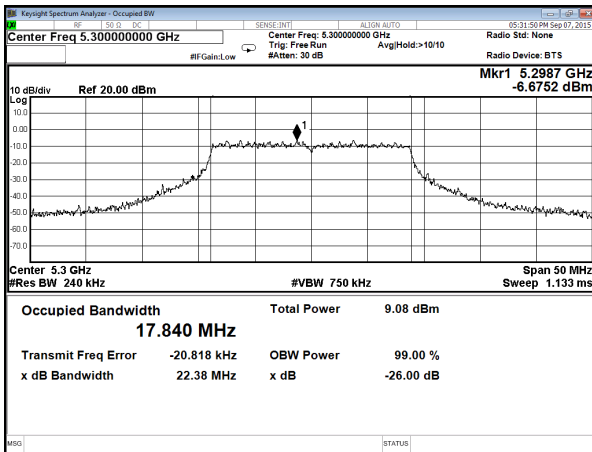
Modulation Standard: 802.11an HT20 (13Mbps) CH52



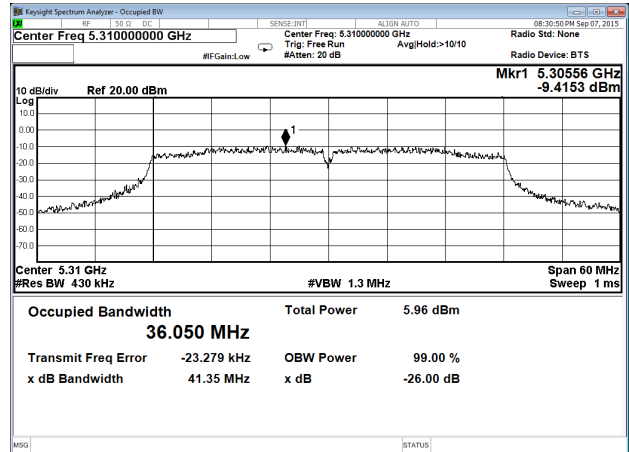
Modulation Standard: 802.11an HT40 (27Mbps) CH54



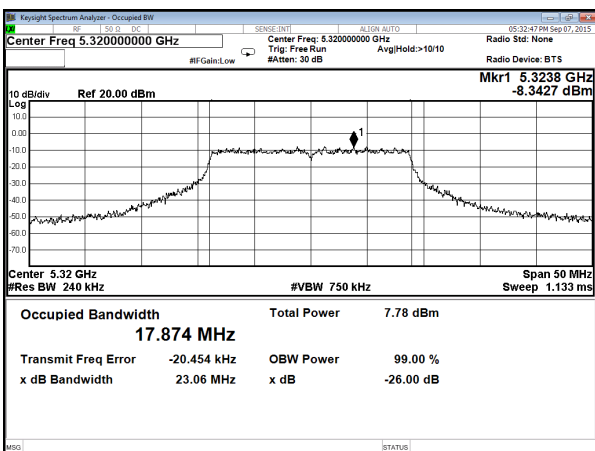
CH60



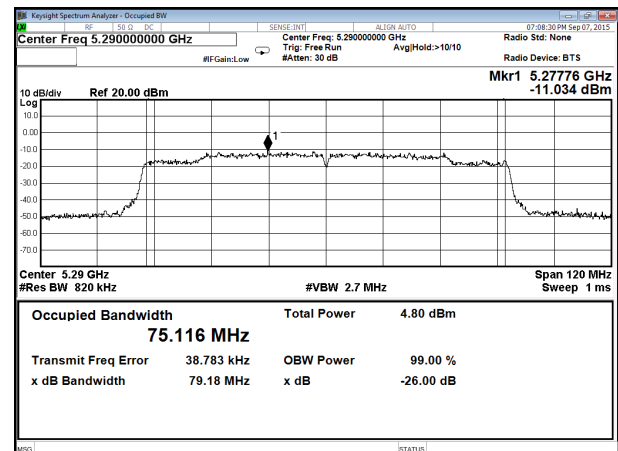
CH62



CH64



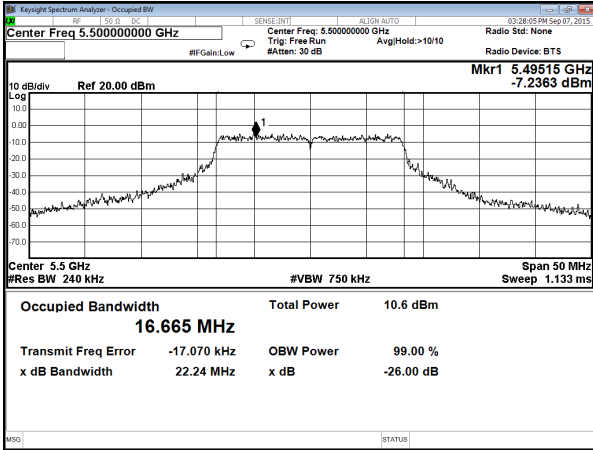
Modulation Standard: 802.11ac VHT80 (58.5Mbps) CH58



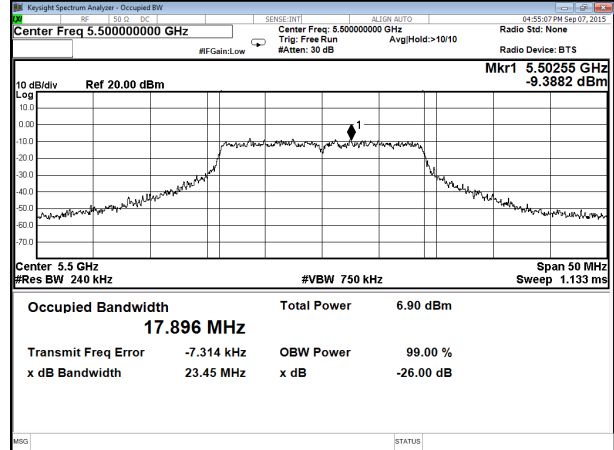


5.5G Band:
Antenna A

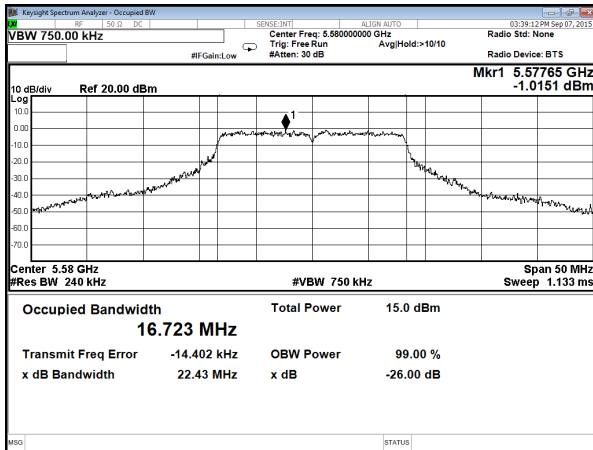
Modulation Standard: 802.11a (6Mbps)
CH100



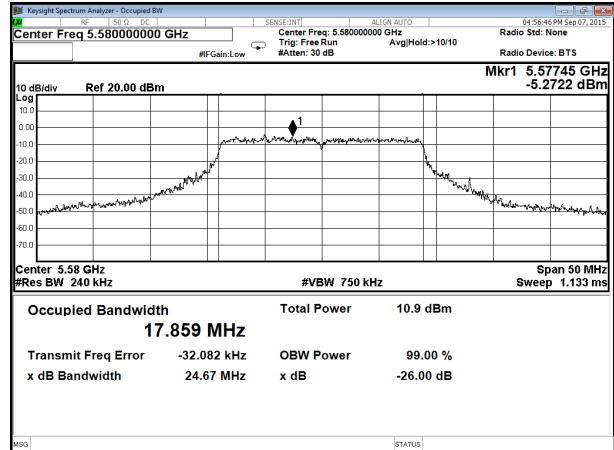
Modulation Standard: 802.11an HT20 (13Mbps)
CH100



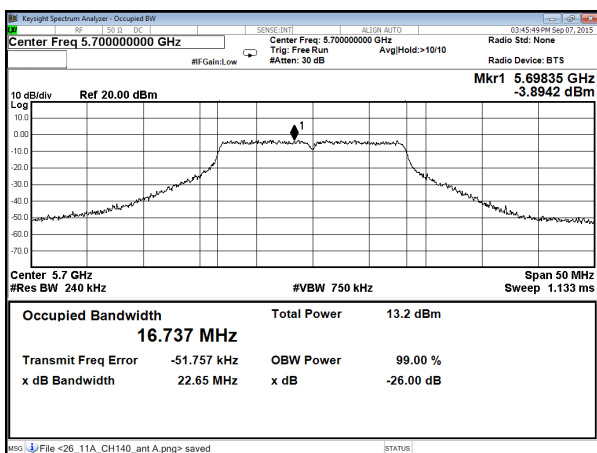
CH116



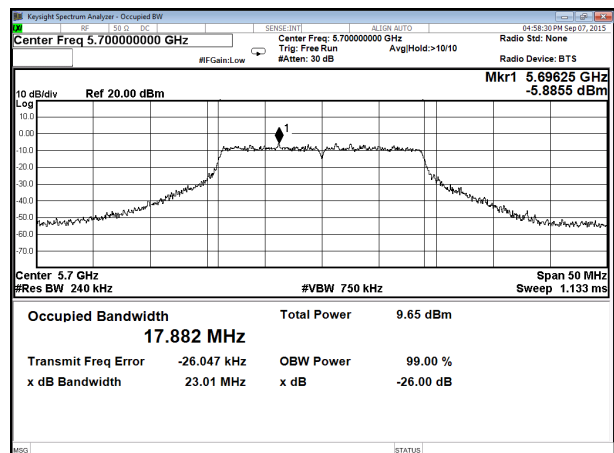
CH116



CH140

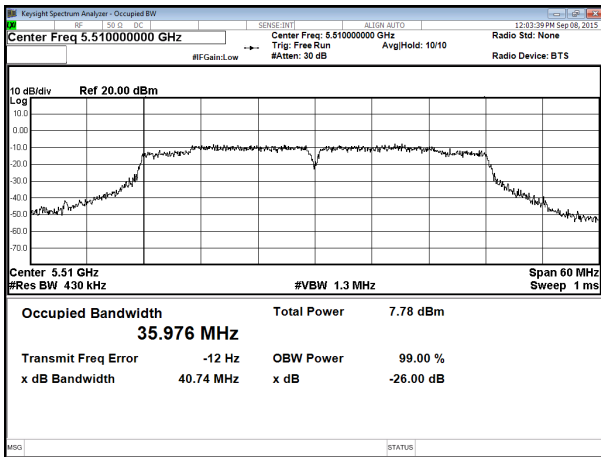


CH140

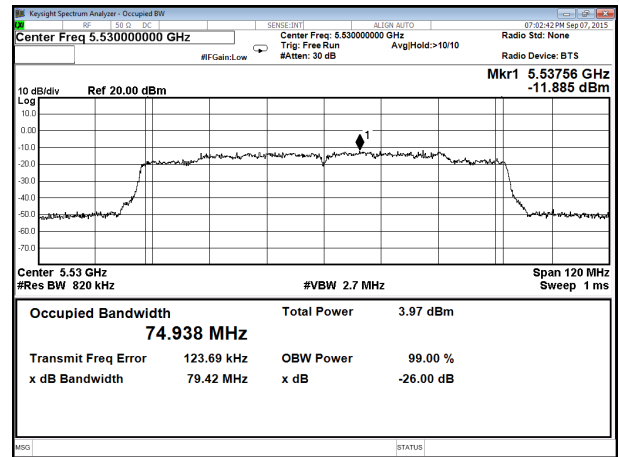




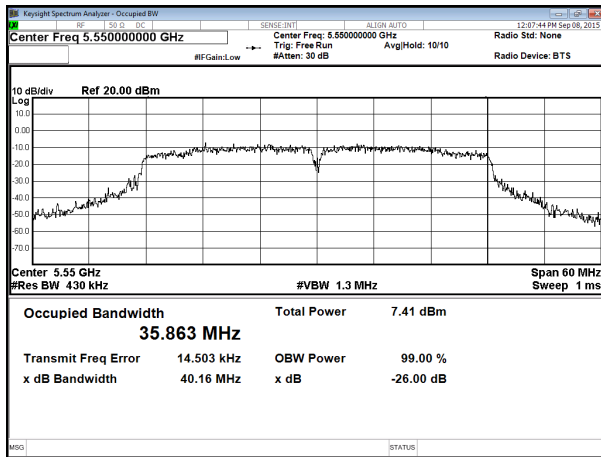
Modulation Standard: 802.11an HT40 (27Mbps) CH102



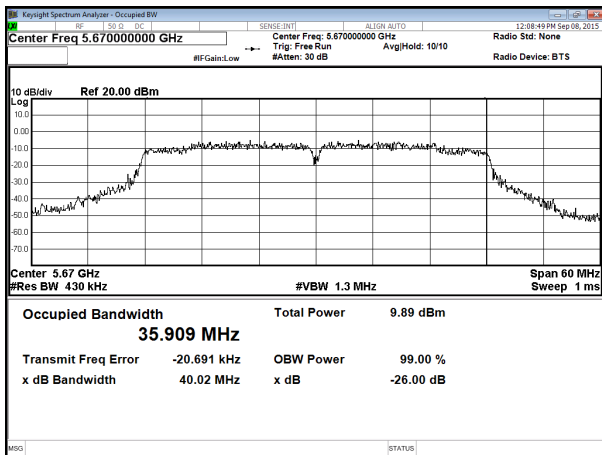
Modulation Standard: 802.11ac VHT80 (58.5Mbps) CH106



CH110



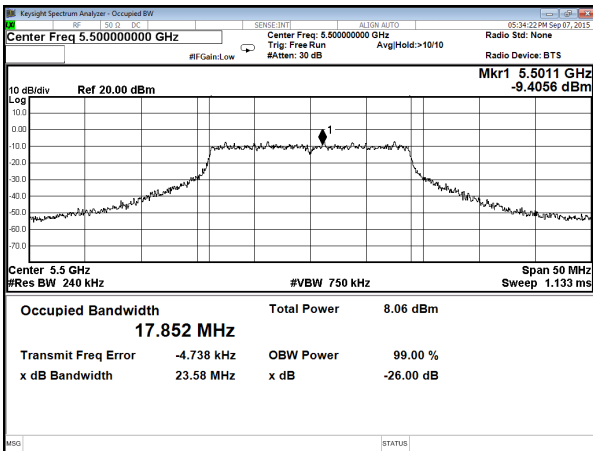
CH134



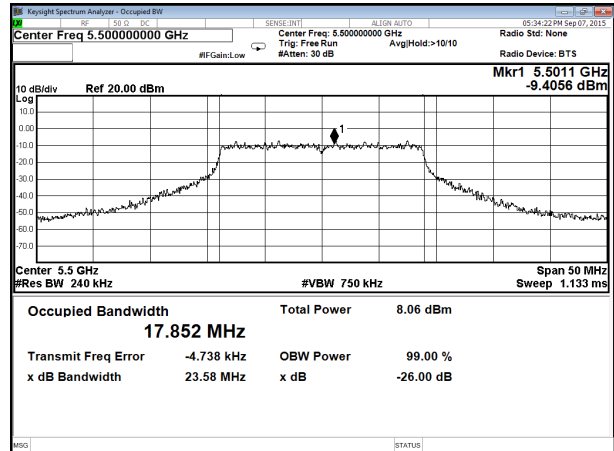


Antenna B

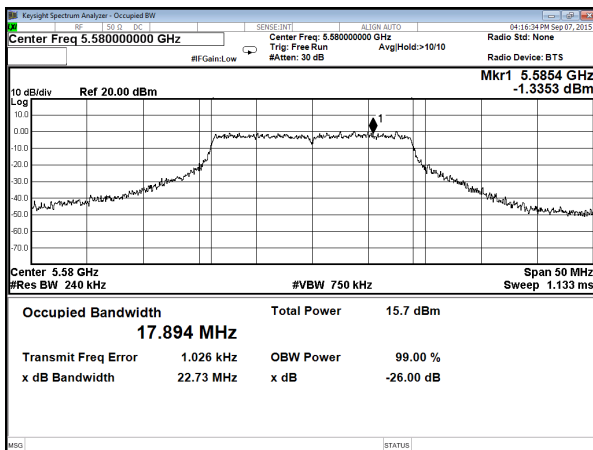
Modulation Standard: 802.11a (6Mbps)
CH100



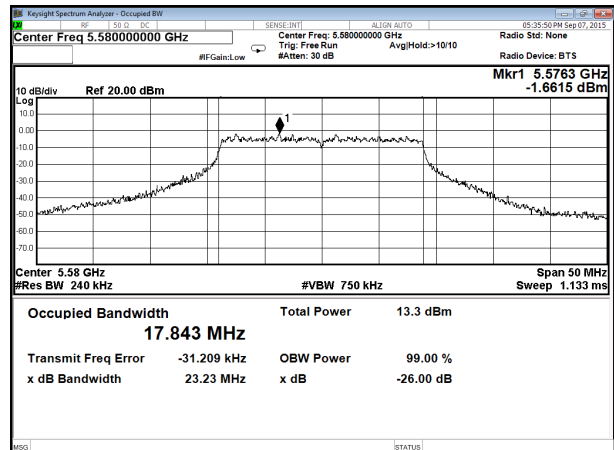
Modulation Standard: 802.11an HT20 (13Mbps)
CH100



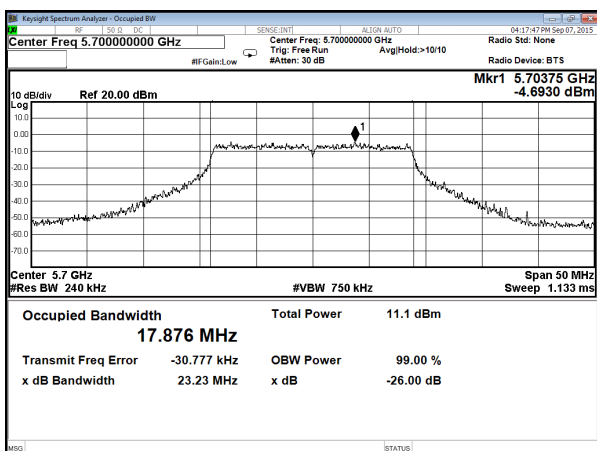
CH116



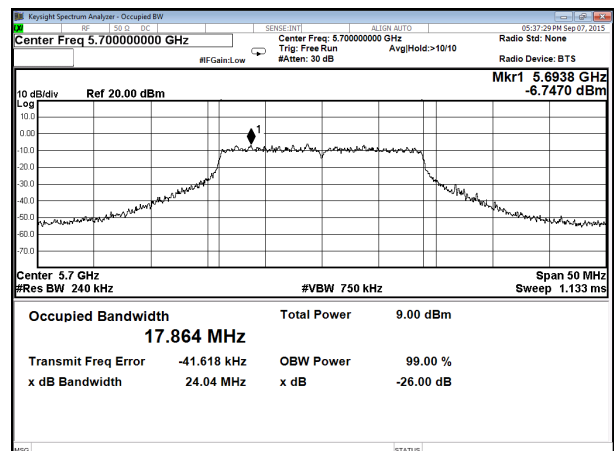
CH116



CH140

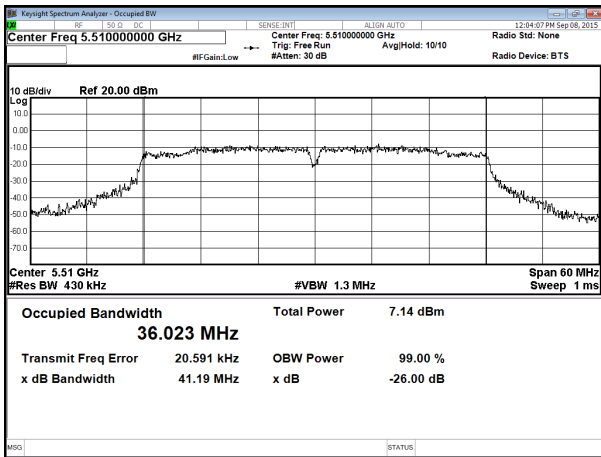


CH140

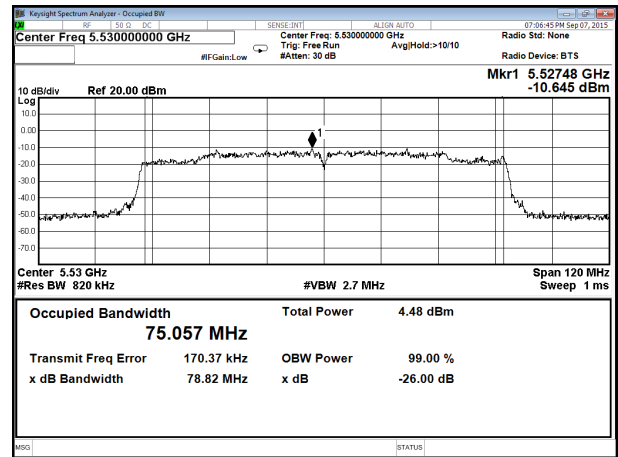




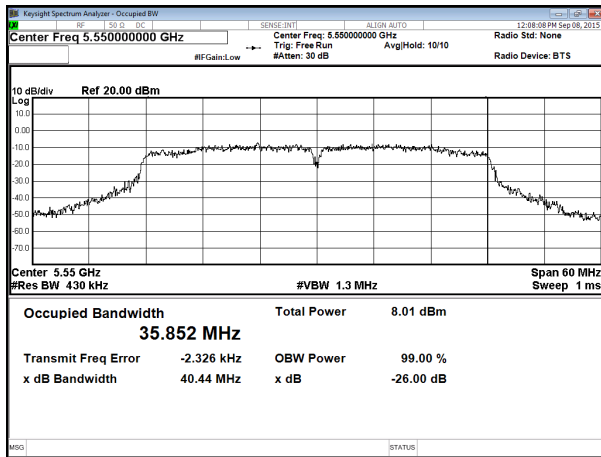
Modulation Standard: 802.11an HT40 (27Mbps) CH102



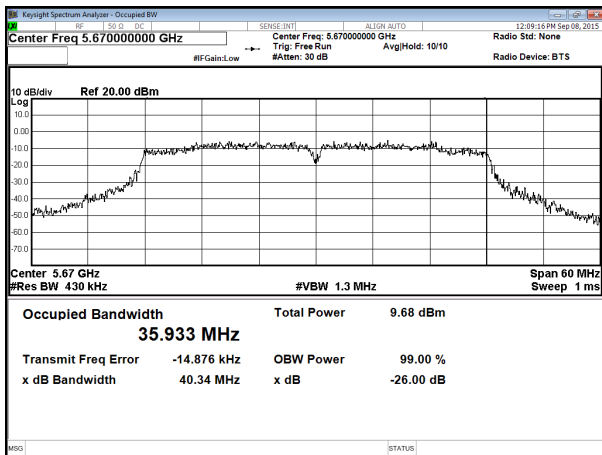
Modulation Standard: 802.11ac VHT80 (58.5Mbps) CH106



CH110



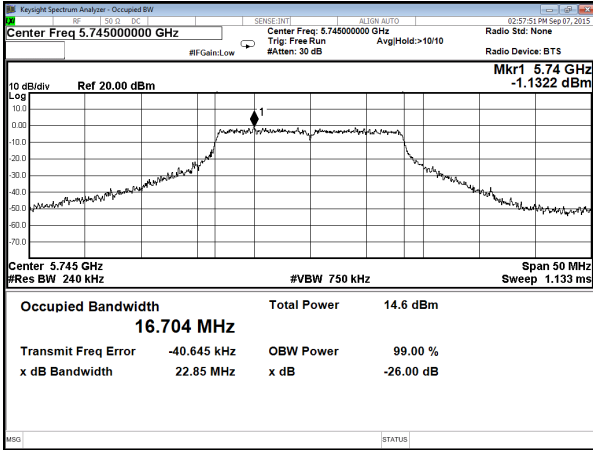
CH134



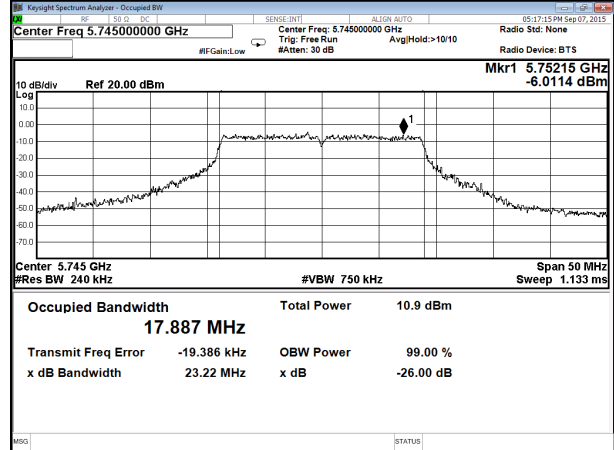


5.8G Band:
Antenna A

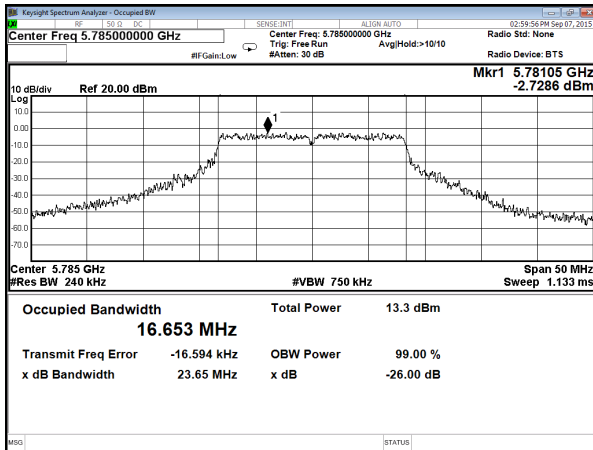
Modulation Standard: 802.11a (6Mbps)
CH149



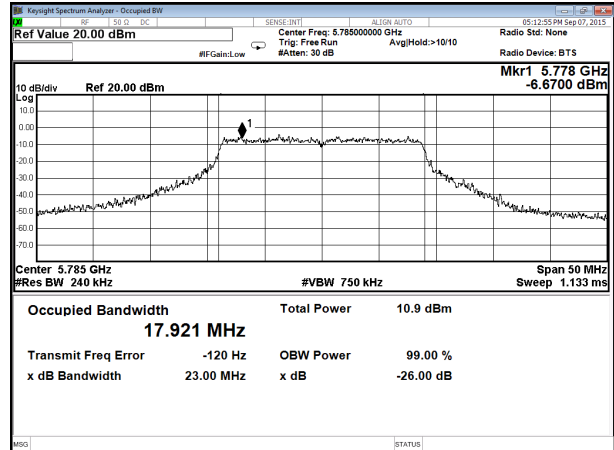
Modulation Standard: 802.11an HT20 (13Mbps)
CH149



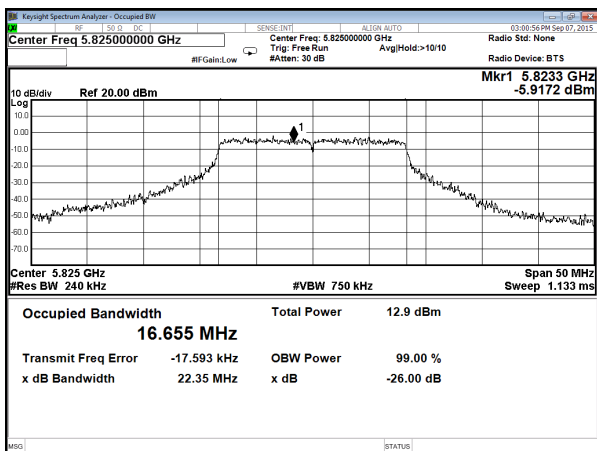
CH157



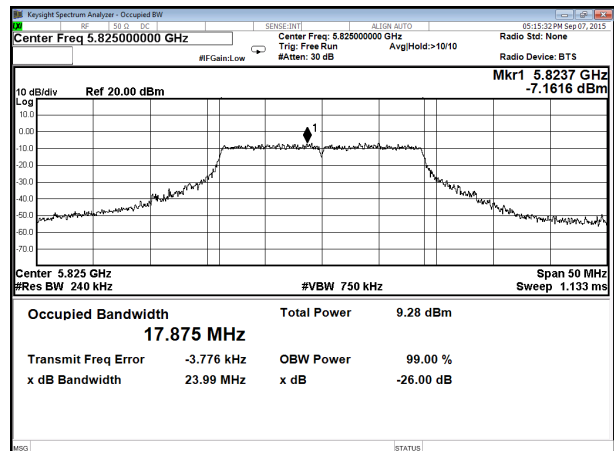
CH157



CH165

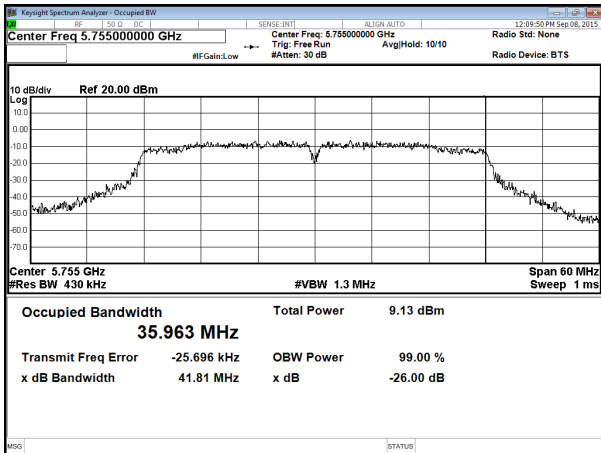


CH165

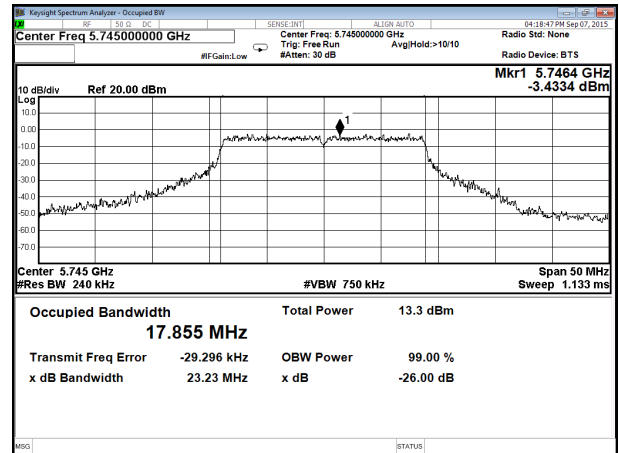




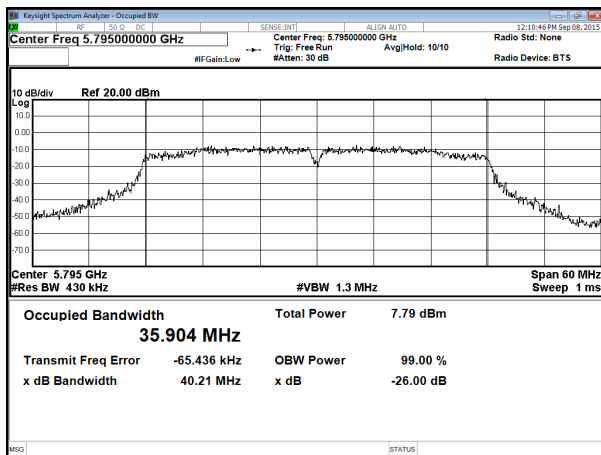
Modulation Standard: 802.11an HT40 (27Mbps)
CH151



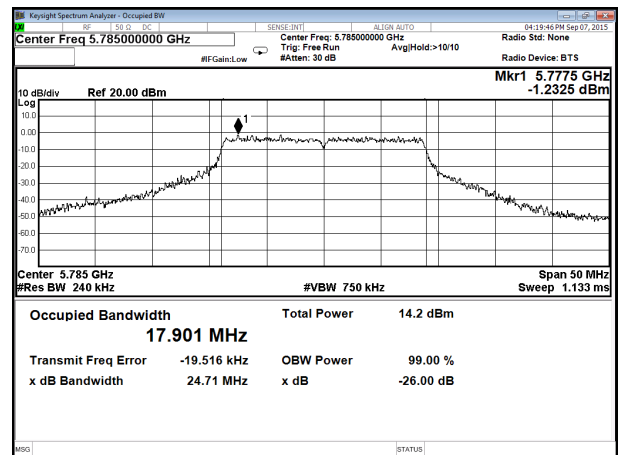
Antenna B:
Modulation Standard: 802.11a (6Mbps)
CH149



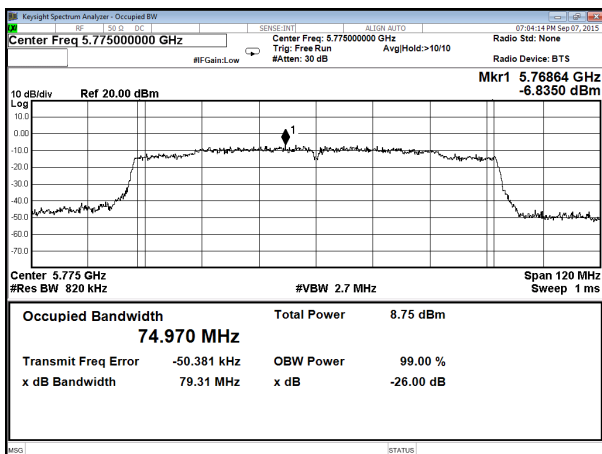
CH159



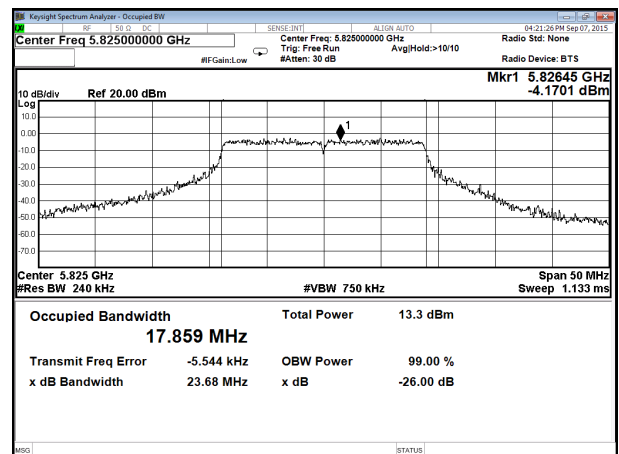
CH157



Modulation Standard: 802.11ac VHT80 (58.5Mbps)
CH155

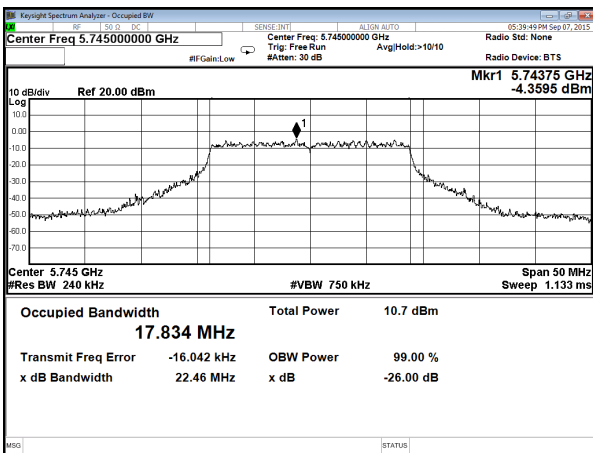


CH165

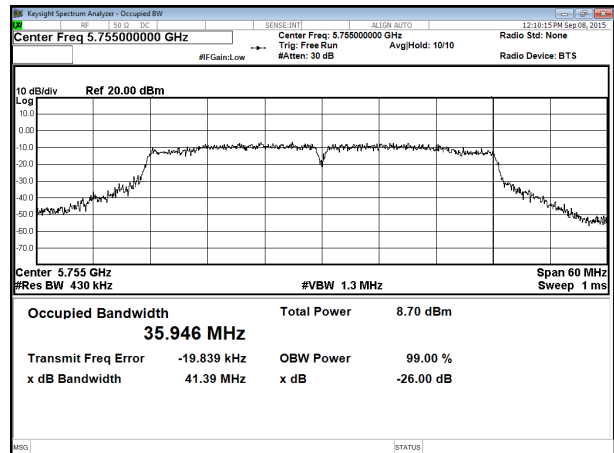




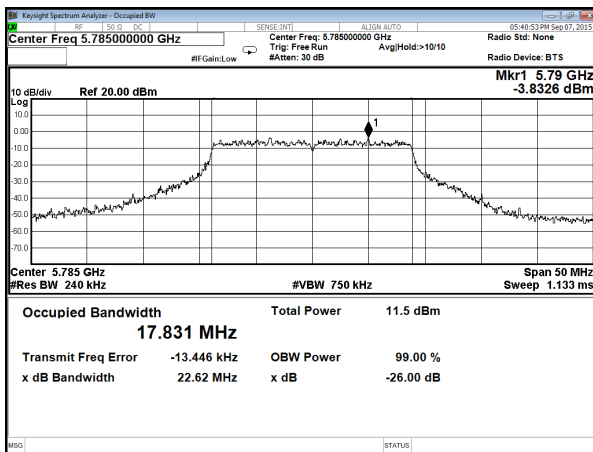
Modulation Standard: 802.11an HT20 (13Mbps) CH149



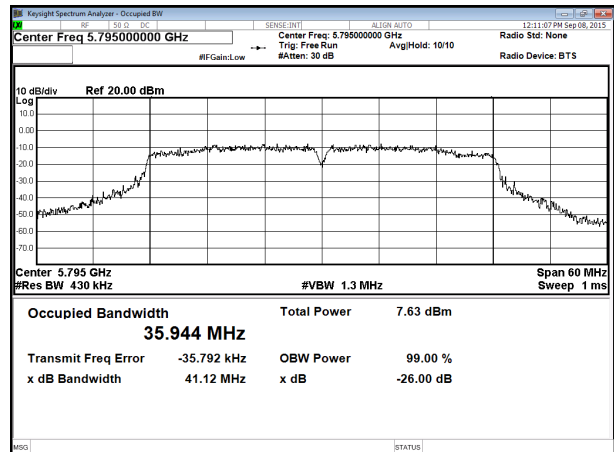
Modulation Standard: 802.11an HT40 (27Mbps) CH151



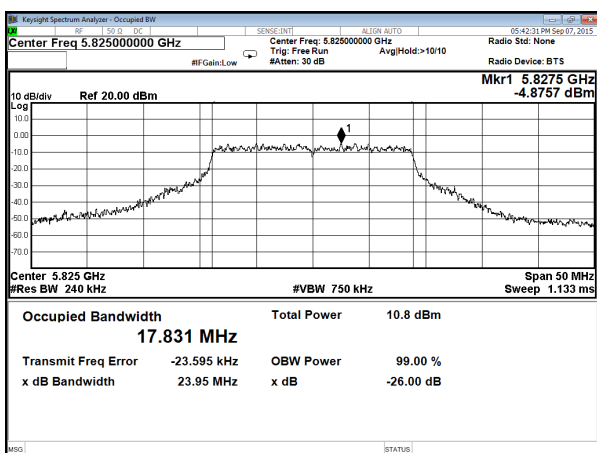
CH157



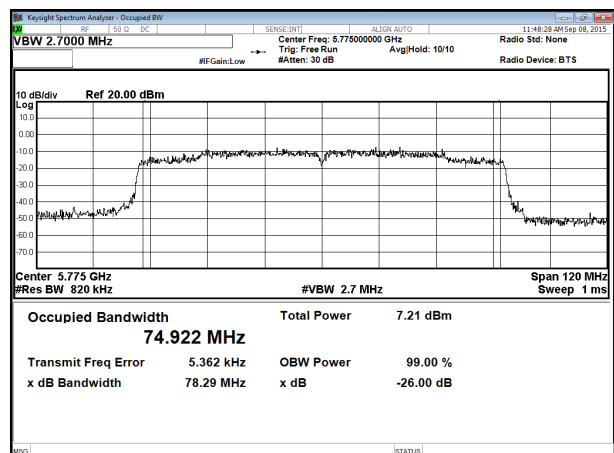
CH159



CH165



Modulation Standard: 802.11ac VHT80 (58.5Mbps) CH155





10. Average Power

10.1. Test Limit


None; for reporting purposes only.

10.2. Test Procedure

The transmitter output is connected to a power meter.

The cable assembly insertion loss of 11 dB (including 10 dB pad and 1 dB cable) was entered as an offset in the power meter to allow for direct reading of power.

10.3. Test Setup Layout



10.4. Test Result and Data

Test Date: Aug. 22, 2015

Temperature: 25°C

Atmospheric pressure: 1020 hPa

Humidity: 65%

802.11a mode in the 5.2G Band

Channel	Frequency (MHz)	Ant. A Avg Power (dBm)	Ant. B Avg Power (dBm)
Low	5180	12.58	12.83
Middle	5220	13.87	14.02
High	5240	13.72	14.22
Worst		13.87	14.22

802.11n HT20 mode in the 5.2G Band

Channel	Frequency (MHz)	Ant. A Avg Power (dBm)	Ant. B Avg Power (dBm)
Low	5180	10.54	10.72
Middle	5220	11.22	11.13
High	5240	10.77	10.78
Worst		11.22	11.13



802.11n HT40 mode in the 5.2G Band

Channel	Frequency (MHz)	Ant. A Avg Power (dBm)	Ant. B Avg Power (dBm)
Low	5190	6.73	6.20
High	5230	10.78	11.31
Worst		10.78	11.31

802.11ac VHT20 mode in the 5.2G Band

Channel	Frequency (MHz)	Ant. A Avg Power (dBm)	Ant. B Avg Power (dBm)
Low	5180	11.20	13.77
Middle	5220	11.78	14.02
High	5240	11.47	13.62
Worst		11.78	14.02

802.11ac VHT40 mode in the 5.2G Band

Channel	Frequency (MHz)	Ant. A Avg Power (dBm)	Ant. B Avg Power (dBm)
Low	5190	6.67	7.04
High	5230	11.22	11.56
Worst		11.22	11.56

802.11ac VHT80 mode in the 5.2G Band

Channel	Frequency (MHz)	Ant. A Avg Power (dBm)	Ant. B Avg Power (dBm)
Middle	5210	6.53	6.53
Worst		6.53	6.53

**802.11a mode in the 5.3G Band**

Channel	Frequency (MHz)	Ant. A Avg Power (dBm)	Ant. B Avg Power (dBm)
Low	5260	13.77	14.62
Middle	5300	12.88	14.38
High	5320	11.44	11.82
Worst		13.77	14.62

802.11n HT20 mode in the 5.3G Band

Channel	Frequency (MHz)	Ant. A Avg Power (dBm)	Ant. B Avg Power (dBm)
Low	5260	11.52	11.63
Middle	5300	11.23	11.35
High	5320	10.69	10.89
Worst		11.23	11.63

802.11n HT40 mode in the 5.3G Band

Channel	Frequency (MHz)	Ant. A Avg Power (dBm)	Ant. B Avg Power (dBm)
Low	5270	6.73	6.20
High	5310	10.78	11.31
Worst		10.78	11.31

802.11ac VHT20 mode in the 5.3G Band

Channel	Frequency (MHz)	Ant. A Avg Power (dBm)	Ant. B Avg Power (dBm)
Low	5260	10.59	10.93
Middle	5300	10.63	10.77
High	5320	10.49	10.52
Worst		10.63	10.93

802.11ac VHT40 mode in the 5.3G Band

Channel	Frequency (MHz)	Ant. A Avg Power (dBm)	Ant. B Avg Power (dBm)
Low	5270	7.44	7.63
High	5310	9.13	9.22
Worst		9.13	9.22

802.11ac VHT80 mode in the 5.3G Band

Channel	Frequency (MHz)	Ant. A Avg Power (dBm)	Ant. B Avg Power (dBm)
Middle	5290	7.22	7.20
Worst		7.22	7.20



802.11a mode in the 5.5G Band

Channel	Frequency (MHz)	Ant. A Avg Power (dBm)	Ant. B Avg Power (dBm)
Low	5500	11.56	11.94
Middle	5580	14.88	15.05
High	5700	11.13	11.04
Worst		14.88	15.05

802.11n HT20 mode in the 5.5G Band

Channel	Frequency (MHz)	Ant. A Avg Power (dBm)	Ant. B Avg Power (dBm)
Low	5500	8.65	8.73
Middle	5580	12.23	12.36
High	5700	9.22	9.09
Worst		12.23	12.36

802.11n HT40 mode in the 5.5G Band

Channel	Frequency (MHz)	Ant. A Avg Power (dBm)	Ant. B Avg Power (dBm)
Low	5510	6.93	6.65
Middle	5550	11.55	11.88
High	5670	11.78	11.72
Worst		11.78	11.88

802.11ac VHT20 mode in the 5.5G Band

Channel	Frequency (MHz)	Ant. A Avg Power (dBm)	Ant. B Avg Power (dBm)
Low	5500	8.77	9.04
Middle	5580	11.78	11.83
High	5700	9.23	9.61
Worst		11.78	11.83

802.11ac VHT40 mode in the 5.5G Band

Channel	Frequency (MHz)	Ant. A Avg Power (dBm)	Ant. B Avg Power (dBm)
Low	5510	6.45	6.72
Middle	5550	11.55	11.88
High	5670	11.12	11.47
Worst		11.55	11.88

802.11ac VHT80 mode in the 5.5G Band

Channel	Frequency (MHz)	Ant. A Avg Power (dBm)	Ant. B Avg Power (dBm)
Middle	5530	7.23	7.14
Worst		7.23	7.14



802.11a mode in the 5.8G Band

Channel	Frequency (MHz)	Ant. A Avg Power (dBm)	Ant. B Avg Power (dBm)
Low	5745	13.71	15.32
Middle	5785	14.36	15.11
High	5825	14.22	15.22
Worst		14.36	15.32

802.11n HT20 mode in the 5.8G Band

Channel	Frequency (MHz)	Ant. A Avg Power (dBm)	Ant. B Avg Power (dBm)
Low	5745	12.08	12.11
Middle	5785	11.76	11.88
High	5825	11.48	11.52
Worst		12.08	12.11

802.11n HT40 mode in the 5.8G Band

Channel	Frequency (MHz)	Ant. A Avg Power (dBm)	Ant. B Avg Power (dBm)
Low	5755	12.33	12.55
High	5795	12.24	12.32
Worst		12.33	12.55

802.11ac VHT20 mode in the 5.8G Band

Channel	Frequency (MHz)	Ant. A Avg Power (dBm)	Ant. B Avg Power (dBm)
Low	5745	11.78	11.92
Middle	5785	11.88	11.73
High	5825	11.93	12.11
Worst		11.93	12.11

802.11ac VHT40 mode in the 5.8G Band

Channel	Frequency (MHz)	Ant. A Avg Power (dBm)	Ant. B Avg Power (dBm)
Low	5755	11.72	11.63
High	5795	11.24	11.43
Worst		11.72	11.63

802.11ac VHT80 mode in the 5.8G Band

Channel	Frequency (MHz)	Ant. A Avg Power (dBm)	Ant. B Avg Power (dBm)
Middle	5775	12.29	12.45
Worst		12.29	12.45



11. Output Power and PPSD

11.1. Test Limit

FCC §15.407 (a) (1)

For the band 5.15–5.25 GHz, the maximum conducted output power over the frequency band of operation shall not exceed the lesser of 250 mW or $11 \text{ dBm} + 10 \log B$, where B is the 26–dB emission bandwidth in MHz. In addition, the peak power spectral density shall not exceed 4 dBm in any 1–MHz band. If transmitting antennas of directional gain greater than 6 dBi are used, both the maximum conducted output power and the peak power spectral density shall be reduced by the amount in dB that the directional gain of the antenna exceeds 6 dBi.

11.2. Test Procedure


As an alternative to FCC KDB-789033, the EUT maximum conducted output power was measured with an average power meter employing a video bandwidth greater than 6dB BW of the emission under test. Maximum conducted output power was read directly from the meter across all data rates, and across three channels within each sub-band. Special care was used to make sure that the EUT was transmitting in continuous mode. This method exceeds the limitations of FCC KDB-789033, and provides more accurate measurements.

802.11an ($BW \leq 40\text{MHz}$) Maximum conducted output power using KDB 789033 section E)3)b) Method PM-G (Measurement using a gated RF average power meter)

Note: the power meter have a video bandwidth that is greater than or equal to the measurement bandwidth, (Anritsu/ MA2411B video bandwidth: 65MHz)

802.11ac ($BW=80\text{MHz}$) Maximum conducted output power using KDB 789033 section E)2)b) Method SA-1 (trace averaging with the EUT transmitting at full power throughout each sweep). When transmitted signals consist of two or more non-contiguous spectrum segments (e.g., 80+80 MHz mode) or when a single spectrum segment of a transmission crosses the boundary between two adjacent U-NII bands, KDB 644545 D01 section F) procedure is used for measurements.

11.3. Test Setup Layout





11.4. Test Result and Data

Test Date: Sep. 07, 2015

Temperature: 25°C

Atmospheric pressure: 1020 hPa

Humidity: 65%

5.2G Band

Modulation Standard: IEEE 802.11a (6Mbps)

Bandwidth and Antenna Gain

Channel	Frequency (MHz)	Ant. A 26 dB BW (MHz)	Ant. A Min 99% BW (MHz)	Ant. B 26 dB BW (MHz)	Ant. B Min 99% BW (MHz)	Directional Gain (dBi)
Low	5180	24.47	16.78	23.63	16.78	5
Middle	5220	23.26	16.75	22.40	16.72	5
High	5240	22.82	16.68	22.68	16.74	5

Limits

Channel	Frequency (MHz)	FCC Power Limit (dBm)	IC Power Limit (dBm)	IC EIRP Limit (dBm)	FCC PPSD Limit (dBm/MHz)	IC EIRP PPSD Limit (dBm/MHz)
Low	5180	24.00	22.25	28.25	11.00	10.00
Middle	5220	24.00	22.24	28.24	11.00	10.00
High	5240	24.00	22.22	28.22	11.00	10.00
Duty Cycle CF (dB)		0.02	Included in Calculations of Corr'd Power & PPSD			

FCC Output Power Results

Channel	Frequency (MHz)	Meas Power (dBm)			Total Corr'd Power (dBm)			Power Limit (dBm)	Power Margin (dBm)
		ANT A	ANTB	ANT A+B	ANT A	ANTB	ANT A+B		
Low	5180	18.11	16.33	20.32	18.13	16.35	20.34	24.00	-3.66
Middle	5220	17.73	18.23	21.00	17.75	18.25	21.02	24.00	-2.98
High	5240	17.63	19.37	21.60	17.65	19.39	21.62	24.00	-2.38

IC Output Power Results

Channel	Frequency (MHz)	Meas Power (dBm)			Total Corr'd Power (dBm)			Power Limit (dBm)	Power Margin (dBm)
		ANT A	ANTB	ANT A+B	ANT A	ANTB	ANT A+B		
Low	5180	18.11	16.33	20.32	18.13	16.35	20.34	22.25	-1.91
Middle	5220	17.73	18.23	21.00	17.75	18.25	21.02	22.24	-1.22
High	5240	17.63	19.37	21.60	17.65	19.39	21.62	22.22	-0.61
Channel	Frequency (MHz)	EIRP Power (dBm)			Total Corr'd Power (dBm)			EIRP Limit (dBm)	EIRP Margin (dBm)
		ANT A	ANTB	ANT A+B	ANT A	ANTB	ANT A+B		
Low	5180	20.11	18.33	25.32	20.13	18.35	25.34	28.25	-2.91
Middle	5220	19.73	20.23	26.00	19.75	20.25	26.02	28.24	-2.22
High	5240	19.63	21.37	26.60	19.65	21.39	26.62	28.22	-1.61



PPSD Results

Channel	Frequency (MHz)	Meas PPSD (dBm/MHz)		Total Corr'd PPSD (dBm/MHz)		PPSD Limit FCC/IC (dBm/MHz)
		ANT A	ANT B	ANT A	ANT B	
Low	5180	-1.73	-3.04	-1.71	-3.02	11/10
Middle	5220	0.43	0.38	0.45	0.40	11/10
High	5240	-0.16	1.39	-0.14	1.41	11/10



Modulation Standard: IEEE 802.11an HT20 (13Mbps)

Bandwidth and Antenna Gain

Channel	Frequency (MHz)	Ant. A 26 dB BW (MHz)	Ant. A Min 99% BW (MHz)	Ant. B 26 dB BW (MHz)	Ant. B Min 99% BW (MHz)	Directional Gain (dBi)
Low	5180	23.75	17.92	23.45	17.88	5.00
Middle	5220	23.42	17.88	22.38	17.87	5.00
High	5240	23.74	17.89	23.06	17.88	5.00

Limits

Channel	Frequency (MHz)	FCC Power Limit (dBm)	IC Power Limit (dBm)	IC EIRP Limit (dBm)	FCC PPSD Limit (dBm/MHz)	IC EIRP PPSD Limit (dBm/MHz)
Low	5180	24.00	22.53	28.53	11.00	10.00
Middle	5220	24.00	22.52	28.52	11.00	10.00
High	5240	24.00	22.53	28.53	11.00	10.00
Duty Cycle CF (dB)		0.07	Included in Calculations of Corr'd Power & PPSSD			

FCC Output Power Results

Channel	Frequency (MHz)	Meas Power (dBm)			Total Corr'd Power (dBm)			Power Limit (dBm)	Power Margin (dBm)
		ANT A	ANTB	ANT A+B	ANT A	ANTB	ANT A+B		
Low	5180	16.44	16.27	19.37	16.51	16.34	19.44	24.00	-4.56
Middle	5220	17.13	16.78	19.97	17.20	16.85	20.04	24.00	-3.96
High	5240	16.57	16.46	19.53	16.64	16.53	19.59	24.00	-4.41

IC Output Power Results

Channel	Frequency (MHz)	Meas Power (dBm)			Total Corr'd Power (dBm)			Power Limit (dBm)	Power Margin (dBm)
		ANT A	ANTB	ANT A+B	ANT A	ANTB	ANT A+B		
Low	5180	16.44	16.27	19.37	16.51	16.34	19.44	22.53	-3.10
Middle	5220	17.13	16.78	19.97	17.20	16.85	20.04	22.52	-2.49
High	5240	16.57	16.46	19.53	16.64	16.53	19.59	22.53	-2.93
Channel	Frequency (MHz)	EIRP Power (dBm)			Total Corr'd Power (dBm)			EIRP Limit (dBm)	EIRP Margin (dBm)
		ANT A	ANTB	ANT A+B	ANT A	ANTB	ANT A+B		
Low	5180	18.44	18.27	24.37	18.51	18.34	24.44	28.53	-4.10
Middle	5220	19.13	18.78	24.97	19.20	18.85	25.04	28.52	-3.49
High	5240	18.57	18.46	24.53	18.64	18.53	24.59	28.53	-3.93

PPSD Results

Channel	Frequency (MHz)	Meas PPSSD (dBm/MHz)		Total Corr'd PPSSD (dBm/MHz)		PPSSD Limit FCC/IC (dBm/MHz)
		ANT A	ANT B	ANT A	ANT B	
Low	5180	-5.19	-4.95	-5.12	-4.88	11/10
Middle	5220	-1.43	-3.13	-1.36	-3.06	11/10
High	5240	-2.69	-3.96	-2.62	-3.89	11/10



Modulation Standard: IEEE 802.11an HT40 (27Mbps)

Bandwidth and Antenna Gain

Channel	Frequency (MHz)	Ant. A 26 dB BW (MHz)	Ant. A Min 99% BW (MHz)	Ant. B 26 dB BW (MHz)	Ant. B Min 99% BW (MHz)	Directional Gain (dBi)
Low	5190	40.57	36.02	41.23	35.96	5
Middle	5230	40.62	35.89	40.04	36.00	5

Limits

Channel	Frequency (MHz)	FCC Power Limit (dBm)	IC Power Limit (dBm)	IC EIRP Limit (dBm)	FCC PPSD Limit (dBm/MHz)	IC EIRP PPSD Limit (dBm/MHz)
Low	5190	24.00	23.00	29.00	11.00	10.00
Middle	5230	24.00	23.00	29.00	11.00	10.00
Duty Cycle CF (dB)		0.15	Included in Calculations of Corr'd Power & PPSD			

FCC Output Power Results

Channel	Frequency (MHz)	Meas Power (dBm)			Total Corr'd Power (dBm)			Power Limit (dBm)	Power Margin (dBm)
		ANT A	ANTB	ANT A+B	ANT A	ANTB	ANT A+B		
Low	5190	12.24	11.80	15.04	12.39	11.95	15.19	24.00	-8.81
Middle	5230	16.23	17.20	19.75	16.38	17.35	19.90	24.00	-4.10

IC Output Power Results

Channel	Frequency (MHz)	Meas Power (dBm)			Total Corr'd Power (dBm)			Power Limit (dBm)	Power Margin (dBm)
		ANT A	ANTB	ANT A+B	ANT A	ANTB	ANT A+B		
Low	5190	12.24	11.80	15.04	12.39	11.95	15.19	23.00	-7.81
Middle	5230	16.23	17.20	19.75	16.38	17.35	19.90	23.00	-3.10
Channel	Frequency (MHz)	EIRP Power (dBm)			Total Corr'd Power (dBm)			EIRP Limit (dBm)	EIRP Margin (dBm)
		ANT A	ANTB	ANT A+B	ANT A	ANTB	ANT A+B		
Low	5190	14.24	13.80	20.04	14.39	13.95	20.06	29.00	-8.94
Middle	5230	18.23	19.20	24.75	18.38	19.35	24.77	29.00	-4.23

PPSD Results

Channel	Frequency (MHz)	Meas PPSD (dBm/MHz)		Total Corr'd PPSD (dBm/MHz)		PPSD Limit FCC/IC (dBm/MHz)
		ANT A	ANT B	ANT A	ANT B	
Low	5190	-12.39	-10.93	-12.24	-10.78	11/10
Middle	5230	-4.60	-4.44	-4.45	-4.29	11/10



Modulation Standard: IEEE 802.11ac VHT80 (58.5Mbps)

Bandwidth and Antenna Gain

Channel	Frequency (MHz)	Ant. A 26 dB BW (MHz)	Ant. A Min 99% BW (MHz)	Ant. B 26 dB BW (MHz)	Ant. B Min 99% BW (MHz)	Directional Gain (dBi)
Low	5210	79.42	74.90	78.82	75.20	5

Limits

Channel	Frequency (MHz)	FCC Power Limit (dBm)	IC Power Limit (dBm)	IC EIRP Limit (dBm)	FCC PPSD Limit (dBm/MHz)	IC EIRP PPSD Limit (dBm/MHz)
Low	5210	24.00	23.00	29.00	11.00	10.00
Duty Cycle CF (dB)		0.33	Included in Calculations of Corr'd Power & PPSD			

FCC Output Power Results

Channel	Frequency (MHz)	Meas Power (dBm)			Total Corr'd Power (dBm)			Power Limit (dBm)	Power Margin (dBm)
		ANT A	ANTB	ANT A+B	ANT A	ANTB	ANT A+B		
Low	5210	15.56	15.37	18.48	15.89	15.70	18.81	24.00	-5.19

IC Output Power Results

Channel	Frequency (MHz)	Meas Power (dBm)			Total Corr'd Power (dBm)			Power Limit (dBm)	Power Margin (dBm)
		ANT A	ANTB	ANT A+B	ANT A	ANTB	ANT A+B		
Low	5210	15.56	15.37	18.48	15.89	15.70	18.81	23.00	-4.19
Channel	Frequency (MHz)	EIRP Power (dBm)			Total Corr'd Power (dBm)			EIRP Limit (dBm)	EIRP Margin (dBm)
		ANT A	ANTB	ANT A+B	ANT A	ANTB	ANT A+B		
Low	5210	17.56	17.37	23.48	17.89	17.70	23.81	29.00	-5.19

PPSD Results

Channel	Frequency (MHz)	Meas PPSD (dBm/MHz)		Total Corr'd PPSD (dBm/MHz)		PPSD Limit FCC/IC (dBm/MHz)
		ANT A	ANT B	ANT A	ANT B	
Low	5210	-11.26	-10.39	-10.93	-10.06	11/10



5.3G Band

Modulation Standard: IEEE 802.11a (6Mbps)

Bandwidth and Antenna Gain

Channel	Frequency (MHz)	Ant. A 26 dB BW (MHz)	Ant. A Min 99% BW (MHz)	Ant. B 26 dB BW (MHz)	Ant. B Min 99% BW (MHz)	Directional Gain (dBi)
Low	5260	23.38	16.68	23.06	16.74	5
Middle	5300	23.24	16.72	22.01	16.72	5
High	5320	22.03	16.74	21.55	16.72	5

Limits

Channel	Frequency (MHz)	FCC Power Limit (dBm)	IC Power Limit (dBm)	IC EIRP Power Limit (dBm)	FCC PPSD Limit (dBm/MHz)	IC PPSD Limit (dBm/MHz)
Low	5260	24.00	23.22	29.22	11.00	11.00
Middle	5300	24.00	23.23	29.23	11.00	11.00
High	5320	24.00	23.24	29.24	11.00	11.00
Duty Cycle CF (dB)		0.02	Included in Calculations of Corr'd Power & PPSD			

FCC Output Power Results

Channel	Frequency (MHz)	Meas Power (dBm)			Total Corr'd Power (dBm)			Power Limit (dBm)	Power Margin (dBm)
		ANT A	ANTB	ANT A+B	ANT A	ANTB	ANT A+B		
Low	5260	17.59	19.68	21.77	17.61	19.70	21.79	24.00	-2.21
Middle	5300	17.66	19.17	21.49	17.68	19.19	21.51	24.00	-2.49
High	5320	17.15	19.02	21.20	17.17	19.04	21.22	24.00	-2.78

IC Output Power Results

Channel	Frequency (MHz)	Meas Power (dBm)			Total Corr'd Power (dBm)			Power Limit (dBm)	Power Margin (dBm)
		ANT A	ANTB	ANT A+B	ANT A	ANTB	ANT A+B		
Low	5260	17.59	19.68	21.77	17.61	19.70	21.79	23.22	-1.43
Middle	5300	17.66	19.17	21.49	17.68	19.19	21.51	23.23	-1.72
High	5320	17.15	19.02	21.20	17.17	19.04	21.22	23.24	-2.02
Channel	Frequency (MHz)	EIRP Power (dBm)			Total Corr'd Power (dBm)			EIRP Limit (dBm)	EIRP Margin (dBm)
		ANT A	ANTB	ANT A+B	ANT A	ANTB	ANT A+B		
Low	5260	19.59	21.68	26.77	19.61	21.70	26.79	29.22	-2.43
Middle	5300	19.66	21.17	26.49	19.68	21.19	26.51	29.23	-2.72
High	5320	19.15	21.02	26.20	19.17	21.04	26.22	29.24	-3.02

PPSD Results

Channel	Frequency (MHz)	Meas PPSD (dBm/MHz)		Total Corr'd PPSD (dBm/MHz)		PPSD Limit FCC/IC (dBm/MHz)
		ANT A	ANT B	ANT A	ANT B	
Low	5260	1.70	0.94	1.72	0.96	11
Middle	5300	1.57	2.29	1.59	2.31	11
High	5320	-0.44	-0.88	-0.42	-0.86	11



Modulation Standard: IEEE 802.11an HT20 (13Mbps)

Bandwidth and Antenna Gain

Channel	Frequency (MHz)	Ant. A 26 dB BW (MHz)	Ant. A Min 99% BW (MHz)	Ant. B 26 dB BW (MHz)	Ant. B Min 99% BW (MHz)	Directional Gain (dBi)
Low	5260	24.03	17.88	23.45	17.83	5
Middle	5300	22.61	17.86	22.38	17.84	5
High	5320	23.31	17.88	23.06	17.87	5

Limits

Channel	Frequency (MHz)	FCC Power Limit (dBm)	IC Power Limit (dBm)	IC EIRP Power Limit (dBm)	FCC PPSD Limit (dBm/MHz)	IC PPSD Limit (dBm/MHz)
Low	5260	24.00	23.52	29.52	11.00	11.00
Middle	5300	24.00	23.52	29.52	11.00	11.00
High	5320	24.00	23.52	29.52	11.00	11.00
Duty Cycle CF (dB)		0.07	Included in Calculations of Corr'd Power & PPSD			

FCC Output Power Results

Channel	Frequency (MHz)	Meas Power (dBm)			Total Corr'd Power (dBm)			Power Limit (dBm)	Power Margin (dBm)
		ANT A	ANTB	ANT A+B	ANT A	ANTB	ANT A+B		
Low	5260	16.36	16.88	19.64	16.43	16.95	19.71	24.00	-4.29
Middle	5300	16.22	16.48	19.36	16.29	16.55	19.43	24.00	-4.57
High	5320	16.69	16.77	19.74	16.76	16.84	19.81	24.00	-4.19

IC Output Power Results

Channel	Frequency (MHz)	Meas Power (dBm)			Total Corr'd Power (dBm)			Power Limit (dBm)	Power Margin (dBm)
		ANT A	ANTB	ANT A+B	ANT A	ANTB	ANT A+B		
Low	5260	16.36	16.88	19.64	16.43	16.95	19.71	23.52	-3.82
Middle	5300	16.22	16.48	19.36	16.29	16.55	19.43	23.52	-4.09
High	5320	16.69	16.77	19.74	16.76	16.84	19.81	23.52	-3.71
Channel	Frequency (MHz)	EIRP Power (dBm)			Total Corr'd Power (dBm)			EIRP Limit (dBm)	EIRP Margin (dBm)
		ANT A	ANTB	ANT A+B	ANT A	ANTB	ANT A+B		
Low	5260	18.36	18.88	24.64	18.43	18.95	24.71	29.52	-4.82
Middle	5300	18.22	18.48	24.36	18.29	18.55	24.43	29.52	-5.09
High	5320	18.69	18.77	24.74	18.76	18.84	24.81	29.52	-4.71

PPSD Results

Channel	Frequency (MHz)	Meas PPSD (dBm/MHz)		Total Corr'd PPSD (dBm/MHz)		PPSD Limit FCC/IC (dBm/MHz)
		ANT A	ANT B	ANT A	ANT B	
Low	5260	-3.23	-2.76	-3.16	-2.69	11
Middle	5300	-2.53	-5.08	-2.46	-5.01	11
High	5320	-2.07	-1.75	-2.00	-1.68	11



Modulation Standard: IEEE 802.11an HT40 (27Mbps)

Bandwidth and Antenna Gain

Channel	Frequency (MHz)	Ant. A 26 dB BW (MHz)	Ant. A Min 99% BW (MHz)	Ant. B 26 dB BW (MHz)	Ant. B Min 99% BW (MHz)	Directional Gain (dBi)
Low	5270	40.37	35.86	40.20	35.99	5
Middle	5310	40.73	35.99	41.35	36.05	5

Limits

Channel	Frequency (MHz)	FCC Power Limit (dBm)	IC Power Limit (dBm)	IC EIRP Power Limit (dBm)	FCC PPSD Limit (dBm/MHz)	IC PPSD Limit (dBm/MHz)
Low	5270	24.00	24.00	30.00	11.00	11.00
Middle	5310	24.00	24.00	30.00	11.00	11.00
Duty Cycle CF (dB)		0.15	Included in Calculations of Corr'd Power & PPSSD			

FCC Output Power Results

Channel	Frequency (MHz)	Meas Power (dBm)			Total Corr'd Power (dBm)			Power Limit (dBm)	Power Margin (dBm)
		ANT A	ANTB	ANT A+B	ANT A	ANTB	ANT A+B		
Low	5270	13.85	13.11	16.51	14.00	13.26	16.66	24.00	-7.34
Middle	5310	15.13	14.87	18.01	15.28	15.02	18.16	24.00	-5.84

IC Output Power Results

Channel	Frequency (MHz)	Meas Power (dBm)			Total Corr'd Power (dBm)			Power Limit (dBm)	Power Margin (dBm)
		ANT A	ANTB	ANT A+B	ANT A	ANTB	ANT A+B		
Low	5270	13.85	13.11	16.51	14.00	13.26	16.66	24.00	-7.34
Middle	5310	15.13	14.87	18.01	15.28	15.02	18.16	24.00	-5.84
Channel	Frequency (MHz)	EIRP Power (dBm)			Total Corr'd Power (dBm)			EIRP Limit (dBm)	EIRP Margin (dBm)
		ANT A	ANTB	ANT A+B	ANT A	ANTB	ANT A+B		
Low	5270	15.85	15.11	21.51	16.00	15.26	21.66	30.00	-8.34
Middle	5310	17.13	16.87	23.01	17.28	17.02	23.16	30.00	-6.84

PPSD Results

Channel	Frequency (MHz)	Meas PPSSD (dBm/MHz)		Total Corr'd PPSSD (dBm/MHz)		PPSSD Limit FCC/IC (dBm/MHz)
		ANT A	ANT B	ANT A	ANT B	
Low	5270	-5.44	-5.39	-5.29	-5.24	11.00
Middle	5310	-6.38	-5.94	-6.23	-5.79	11.00



Modulation Standard: IEEE 802.11ac VHT80 (58.5Mbps)

Bandwidth and Antenna Gain

Channel	Frequency (MHz)	Ant. A 26 dB BW (MHz)	Ant. A Min 99% BW (MHz)	Ant. B 26 dB BW (MHz)	Ant. B Min 99% BW (MHz)	Directional Gain (dBi)
Low	5290	79.74	74.94	79.18	75.12	5

Limits

Channel	Frequency (MHz)	FCC Power Limit (dBm)	IC Power Limit (dBm)	IC EIRP Power Limit (dBm)	FCC PPSD Limit (dBm/MHz)	IC PPSD Limit (dBm/MHz)
Low	5290	24.00	24.00	30.00	11.00	11.00
Duty Cycle CF (dB)		0.33	Included in Calculations of Corr'd Power & PPSD			

FCC Output Power Results

Channel	Frequency (MHz)	Meas Power (dBm)			Total Corr'd Power (dBm)			Power Limit (dBm)	Power Margin (dBm)
		ANT A	ANTB	ANT A+B	ANT A	ANTB	ANT A+B		
Low	5290	15.69	15.51	18.61	16.02	15.84	18.94	24.00	-5.06

IC Output Power Results

Channel	Frequency (MHz)	Meas Power (dBm)			Total Corr'd Power (dBm)			Power Limit (dBm)	Power Margin (dBm)
		ANT A	ANTB	ANT A+B	ANT A	ANTB	ANT A+B		
Low	5290	15.69	15.51	18.61	16.02	15.84	18.94	24.00	-5.06
Channel	Frequency (MHz)	Meas Power (dBm)			Total Corr'd Power (dBm)			Power Limit (dBm)	Power Margin (dBm)
Low	5290	ANT A	ANTB	ANT A+B	ANT A	ANTB	ANT A+B		
Low	5290	17.69	17.51	23.61	18.02	17.84	23.94	30.00	-6.06

PPSD Results

Channel	Frequency (MHz)	Meas PPSD (dBm/MHz)		Total Corr'd PPSD (dBm/MHz)		PPSD Limit FCC/IC (dBm/MHz)
		ANT A	ANT B	ANT A	ANT B	
Low	5290	-10.18	-10.03	-9.85	-9.70	11.00



5.5G Band

Modulation Standard: IEEE 802.11a (6Mbps)

Bandwidth and Antenna Gain

Channel	Frequency (MHz)	Ant. A 26 dB BW (MHz)	Ant. A Min 99% BW (MHz)	Ant. B 26 dB BW (MHz)	Ant. B Min 99% BW (MHz)	Directional Gain (dBi)
Low	5500	22.24	16.72	23.15	17.85	5
Middle	5580	22.43	16.67	22.73	17.84	5
High	5700	22.65	16.72	23.23	17.86	5

Limits

Channel	Frequency (MHz)	FCC Power Limit (dBm)	IC Power Limit (dBm)	IC EIRP Power Limit (dBm)	FCC PPSD Limit (dBm/MHz)	IC PPSD Limit (dBm/MHz)
Low	5500	24.00	23.23	29.23	11.00	11.00
Middle	5580	24.00	23.22	29.22	11.00	11.00
High	5700	24.00	23.23	29.23	11.00	11.00
Duty Cycle CF (dB)		0.02		Included in Calculations of Corr'd Power & PPSD		

FCC Output Power Results

Channel	Frequency (MHz)	Meas Power (dBm)			Total Corr'd Power (dBm)			Power Limit (dBm)	Power Margin (dBm)
		ANT A	ANTB	ANT A+B	ANT A	ANTB	ANT A+B		
Low	5500	17.23	17.63	20.44	17.25	17.65	20.47	24.00	-3.53
Middle	5580	19.22	19.88	22.57	19.24	19.90	22.59	24.00	-1.41
High	5700	16.88	16.73	19.82	16.90	16.75	19.84	24.00	-4.16

IC Output Power Results

Channel	Frequency (MHz)	Meas Power (dBm)			Total Corr'd Power (dBm)			Power Limit (dBm)	Power Margin (dBm)
		ANT A	ANTB	ANT A+B	ANT A	ANTB	ANT A+B		
Low	5500	17.23	17.63	20.44	17.25	17.65	20.47	23.23	-2.77
Middle	5580	19.22	19.88	22.57	19.24	19.90	22.59	23.22	-0.62
High	5700	16.88	16.73	19.82	16.90	16.75	19.84	23.23	-3.40
Channel	Frequency (MHz)	EIRP Power (dBm)			Total Corr'd Power (dBm)			EIRP Limit (dBm)	EIRP Margin (dBm)
		ANT A	ANTB	ANT A+B	ANT A	ANTB	ANT A+B		
Low	5500	19.23	19.63	25.44	19.25	19.65	25.47	29.23	-3.77
Middle	5580	21.22	21.88	27.57	21.24	21.90	27.59	29.22	-1.62
High	5700	18.88	18.73	24.82	18.90	18.75	24.84	29.23	-4.40

PPSD Results

Channel	Frequency (MHz)	Meas PPSD (dBm/MHz)		Total Corr'd PPSD(dBm/MHz)		PPSD Limit FCC/IC (dBm/MHz)
		ANT A	ANT B	ANT A	ANT B	
Low	5500	-1.05	-0.30	-1.03	-0.28	11
Middle	5580	3.14	3.23	3.16	3.25	11
High	5700	-1.22	-1.58	-1.20	-1.56	11



Modulation Standard: IEEE 802.11an HT20 (13Mbps)

Bandwidth and Antenna Gain

Channel	Frequency (MHz)	Ant. A 26 dB BW (MHz)	Ant. A Min 99% BW (MHz)	Ant. B 26 dB BW (MHz)	Ant. B Min 99% BW (MHz)	Directional Gain (dBi)
Low	5500	23.45	17.90	23.58	17.85	5
Middle	5580	24.67	17.86	23.23	17.84	5
High	5700	23.01	17.88	24.04	17.86	5

Limits

Channel	Frequency (MHz)	FCC Power Limit (dBm)	IC Power Limit (dBm)	IC EIRP Power Limit (dBm)	FCC PPSD Limit (dBm/MHz)	IC PPSD Limit (dBm/MHz)
Low	5500	24.00	23.53	29.53	11.00	11.00
Middle	5580	24.00	23.52	29.52	11.00	11.00
High	5700	24.00	23.52	29.52	11.00	11.00
Duty Cycle CF (dB)		0.07	Included in Calculations of Corr'd Power & PPSD			

FCC Output Power Results

Channel	Frequency (MHz)	Meas Power (dBm)			Total Corr'd Power (dBm)			Power Limit (dBm)	Power Margin (dBm)
		ANT A	ANTB	ANT A+B	ANT A	ANTB	ANT A+B		
Low	5500	14.33	14.65	17.50	14.40	14.72	17.57	24.00	-6.43
Middle	5580	18.19	18.23	21.22	18.26	18.30	21.29	24.00	-2.71
High	5700	15.23	15.37	18.31	15.30	15.44	18.38	24.00	-5.62

IC Output Power Results

Channel	Frequency (MHz)	Meas Power (dBm)			Total Corr'd Power (dBm)			Power Limit (dBm)	Power Margin (dBm)
		ANT A	ANTB	ANT A+B	ANT A	ANTB	ANT A+B		
Low	5500	14.33	14.65	17.50	14.40	14.72	17.57	23.53	-5.96
Middle	5580	18.19	18.23	21.22	18.26	18.30	21.29	23.52	-2.23
High	5700	15.23	15.37	18.31	15.30	15.44	18.38	23.52	-5.14
Channel	Frequency (MHz)	EIRP Power (dBm)			Total Corr'd Power (dBm)			EIRP Limit (dBm)	EIRP Margin (dBm)
		ANT A	ANTB	ANT A+B	ANT A	ANTB	ANT A+B		
Low	5500	16.33	16.65	22.50	16.40	16.72	22.57	29.53	-6.96
Middle	5580	20.19	20.23	26.22	20.26	20.30	26.29	29.52	-3.23
High	5700	17.23	17.37	23.31	17.30	17.44	23.38	29.52	-6.14

PPSD Results

Channel	Frequency (MHz)	Meas PPSD (dBm/MHz)		Total Corr'd PPSD (dBm/MHz)		PPSD Limit FCC/IC (dBm/MHz)
		ANT A	ANT B	ANT A	ANT B	
Low	5500	-8.7	-4.21	-8.63	-4.14	11.00
Middle	5580	-3.69	0.07	-3.62	0.14	11.00
High	5700	-3.69	-3.63	-3.62	-3.56	11.00



Modulation Standard: IEEE 802.11an HT40 (27Mbps)

Bandwidth and Antenna Gain

Channel	Frequency (MHz)	Ant. A 26 dB BW (MHz)	Ant. A Min 99% BW (MHz)	Ant. B 26 dB BW (MHz)	Ant. B Min 99% BW (MHz)	Directional Gain (dBi)
Low	5510	40.74	35.98	41.19	36.02	5
Middle	5550	40.16	35.86	40.44	35.85	5
High	5670	40.02	35.91	40.34	35.93	5

Limits

Channel	Frequency (MHz)	FCC Power Limit (dBm)	IC Power Limit (dBm)	IC EIRP Power Limit (dBm)	FCC PPSD Limit (dBm/MHz)	IC PPSD Limit (dBm/MHz)
Low	5510	24.00	24.00	30.00	11.00	11.00
Middle	5550	24.00	24.00	30.00	11.00	11.00
High	5670	24.00	24.00	30.00	11.00	11.00
Duty Cycle CF (dB)		0.15	Included in Calculations of Corr'd Power & PPSD			

FCC Output Power Results

Channel	Frequency (MHz)	Meas Power (dBm)			Total Corr'd Power (dBm)			Power Limit (dBm)	Power Margin (dBm)
		ANT A	ANTB	ANT A+B	ANT A	ANTB	ANT A+B		
Low	5510	12.66	12.18	15.44	12.81	12.33	15.59	24.00	-8.41
Middle	5550	17.92	17.45	20.70	18.07	17.60	20.85	24.00	-3.15
High	5670	17.82	17.35	20.60	17.97	17.50	20.75	24.00	-3.25

IC Output Power Results

Channel	Frequency (MHz)	Meas Power (dBm)			Total Corr'd Power (dBm)			Power Limit (dBm)	Power Margin (dBm)
		ANT A	ANTB	ANT A+B	ANT A	ANTB	ANT A+B		
Low	5510	12.66	12.18	15.44	12.81	12.33	15.59	24.00	-8.41
Middle	5550	17.92	17.45	20.70	18.07	17.60	20.85	24.00	-3.15
High	5670	17.82	17.35	20.60	17.97	17.50	20.75	24.00	-3.25
Channel	Frequency (MHz)	EIRP Power (dBm)			Total Corr'd Power (dBm)			EIRP Limit (dBm)	EIRP Margin (dBm)
		ANT A	ANTB	ANT A+B	ANT A	ANTB	ANT A+B		
Low	5510	14.66	14.18	20.44	14.81	14.33	20.59	30.00	-9.41
Middle	5550	19.92	19.45	25.70	20.07	19.60	25.85	30.00	-4.15
High	5670	19.82	19.35	25.60	19.97	19.50	25.75	30.00	-4.25

PPSD Results

Channel	Frequency (MHz)	Meas PPSD (dBm/MHz)		Total Corr'd PPSD (dBm/MHz)		PPSD Limit FCC/IC (dBm/MHz)
		ANT A	ANT B	ANT A	ANT B	
Low	5510	-8.63	-6.78	-8.48	-6.63	11.00
Middle	5550	-8.95	-9.01	-8.80	-8.86	11.00
High	5670	-3.07	-3.89	-2.92	-3.74	11.00



Modulation Standard: IEEE 802.11ac VHT80 (58.5Mbps)

Bandwidth and Antenna Gain

Channel	Frequency (MHz)	Ant. A 26 dB BW (MHz)	Ant. A Min 99% BW (MHz)	Ant. B 26 dB BW (MHz)	Ant. B Min 99% BW (MHz)	Directional Gain (dBi)
Low	5530	79.42	74.94	78.82	75.06	5

Limits

Channel	Frequency (MHz)	FCC Power Limit (dBm)	IC Power Limit (dBm)	IC EIRP Power Limit (dBm)	FCC PPSD Limit (dBm/MHz)	IC PPSD Limit (dBm/MHz)
Low	5530	24.00	24.00	30.00	11.00	11.00
Duty Cycle CF (dB)		0.33	Included in Calculations of Corr'd Power & PPSD			

FCC Output Power Results

Channel	Frequency (MHz)	Meas Power (dBm)			Total Corr'd Power (dBm)			Power Limit (dBm)	Power Margin (dBm)
		ANT A	ANTB	ANT A+B	ANT A	ANTB	ANT A+B		
Low	5530	16.03	16.18	19.12	16.36	16.51	19.45	24.00	-4.55

IC Output Power Results

Channel	Frequency (MHz)	Meas Power (dBm)			Total Corr'd Power (dBm)			Power Limit (dBm)	Power Margin (dBm)
		ANT A	ANTB	ANT A+B	ANT A	ANTB	ANT A+B		
Low	5530	16.03	16.18	19.12	16.36	16.51	19.45	24.00	-4.55
Channel	Frequency (MHz)	EIRP Power (dBm)			Total Corr'd Power (dBm)			EIRP Limit (dBm)	EIRP Margin (dBm)
		ANT A	ANTB	ANT A+B	ANT A	ANTB	ANT A+B		
Low	5530	18.03	18.18	24.12	18.36	18.51	24.45	30.00	-5.55

PPSD Results

Channel	Frequency (MHz)	Meas PPSD (dBm/MHz)		Total Corr'd PPSD (dBm/MHz)		PPSD Limit FCC/IC (dBm/MHz)
		ANT A	ANT B	ANT A	ANT B	
Low	5530	-11.36	-9.74	-11.03	-9.41	11.00



5.8G Band

Modulation Standard: IEEE 802.11a (6Mbps)

Bandwidth and Antenna Gain

Channel	Frequency (MHz)	Ant. A 26 dB BW (MHz)	Ant. A Min 99% BW (MHz)	Ant. B 26 dB BW (MHz)	Ant. B Min 99% BW (MHz)	Directional Gain (dBi)
Low	5745	22.85	16.70	23.23	17.86	5
Middle	5785	23.65	16.65	24.71	17.90	5
High	5825	22.35	16.66	23.68	17.86	5

Limits

Channel	Frequency (MHz)	FCC Power Limit (dBm)	IC Power Limit (dBm)	IC EIRP Power Limit (dBm)	FCC PPSD Limit (dBm/500kHz)	IC PPSD Limit (dBm/500kHz)
Low	5745	30.00	30.00	36.00	30.00	30.00
Middle	5785	30.00	30.00	36.00	30.00	30.00
High	5825	30.00	30.00	36.00	30.00	30.00
Duty Cycle CF (dB)		0.02	Included in Calculations of Corr'd Power & PPSD			

FCC Output Power Results

Channel	Frequency (MHz)	Meas Power (dBm)			Total Corr'd Power (dBm)			Power Limit (dBm)	Power Margin (dBm)
		ANT A	ANTB	ANT A+B	ANT A	ANTB	ANT A+B		
Low	5745	18.46	20.22	22.44	18.48	20.24	22.46	30.00	-7.54
Middle	5785	18.77	20.44	22.70	18.79	20.46	22.72	30.00	-7.28
High	5825	18.43	19.64	22.09	18.45	19.66	22.11	30.00	-7.89

IC Output Power Results

Channel	Frequency (MHz)	Meas Power (dBm)			Total Corr'd Power (dBm)			Power Limit (dBm)	Power Margin (dBm)
		ANT A	ANTB	ANT A+B	ANT A	ANTB	ANT A+B		
Low	5745	18.46	20.22	22.44	18.48	20.24	22.46	30.00	-7.54
Middle	5785	18.77	20.44	22.70	18.79	20.46	22.72	30.00	-7.28
High	5825	18.43	19.64	22.09	18.45	19.66	22.11	30.00	-7.89
Channel	Frequency (MHz)	EIRP Power (dBm)			Total Corr'd Power (dBm)			EIRP Limit (dBm)	EIRP Margin (dBm)
		ANT A	ANTB	ANT A+B	ANT A	ANTB	ANT A+B		
Low	5745	20.46	22.22	27.44	20.48	22.24	27.46	36.00	-8.54
Middle	5785	20.77	22.44	27.70	20.79	22.46	27.72	36.00	-8.28
High	5825	20.43	21.64	27.09	20.45	21.66	27.11	36.00	-8.89

PPSD Results

Channel	Frequency (MHz)	Meas PPSD (dBm/500kHz)		Total Corr'd PPSD (dBm/500kHz)		PPSD Limit FCC/IC (dBm/500kHz)
		ANT A	ANT B	ANT A	ANT B	
Low	5745	-1.38	0.3	-1.36	0.32	30.00
Middle	5785	-0.57	0.34	-0.55	0.36	30.00
High	5825	-1.55	-0.53	-1.53	-0.51	30.00



Modulation Standard: IEEE 802.11an HT20 (13Mbps)

Bandwidth and Antenna Gain

Channel	Frequency (MHz)	Ant. A 26 dB BW (MHz)	Ant. A Min 99% BW (MHz)	Ant. B 26 dB BW (MHz)	Ant. B Min 99% BW (MHz)	Directional Gain (dBi)
Low	5745	23.22	17.89	22.46	17.83	5
Middle	5785	23.00	17.92	22.62	17.83	5
High	5825	23.99	17.88	23.95	17.83	5

Limits

Channel	Frequency (MHz)	FCC Power Limit (dBm)	IC Power Limit (dBm)	IC EIRP Power Limit (dBm)	FCC PPSD Limit (dBm/500kHz)	IC PPSD Limit (dBm/500kHz)
Low	5745	30.00	30.00	36.00	30.00	30.00
Middle	5785	30.00	30.00	36.00	30.00	30.00
High	5825	30.00	30.00	36.00	30.00	30.00
Duty Cycle CF (dB)		0.07	Included in Calculations of Corr'd Power & PPSD			

FCC Output Power Results

Channel	Frequency (MHz)	Meas Power (dBm)			Total Corr'd Power (dBm)			Power Limit (dBm)	Power Margin (dBm)
		ANT A	ANTB	ANT A+B	ANT A	ANTB	ANT A+B		
Low	5745	17.78	18.07	20.94	17.85	18.14	21.01	30.00	-8.99
Middle	5785	17.83	17.79	20.82	17.90	17.86	20.89	30.00	-9.11
High	5825	17.65	17.83	20.75	17.72	17.90	20.82	30.00	-9.18

IC Output Power Results

Channel	Frequency (MHz)	Meas Power (dBm)			Total Corr'd Power (dBm)			Power Limit (dBm)	Power Margin (dBm)
		ANT A	ANTB	ANT A+B	ANT A	ANTB	ANT A+B		
Low	5745	17.78	18.07	20.94	17.85	18.14	21.01	30.00	-8.99
Middle	5785	17.83	17.79	20.82	17.90	17.86	20.89	30.00	-9.11
High	5825	17.65	17.83	20.75	17.72	17.90	20.82	30.00	-9.18
Channel	Frequency (MHz)	EIRP Power (dBm)			Total Corr'd Power (dBm)			EIRP Limit (dBm)	EIRP Margin (dBm)
		ANT A	ANTB	ANT A+B	ANT A	ANTB	ANT A+B		
Low	5745	19.78	20.07	25.94	19.85	20.14	26.01	36.00	-9.99
Middle	5785	19.83	19.79	25.82	19.90	19.86	25.89	36.00	-10.11
High	5825	19.65	19.83	25.75	19.72	19.90	25.82	36.00	-10.18

PPSD Results

Channel	Frequency (MHz)	Meas PPSD (dBm/500kHz)		Total Corr'd PPSD (dBm/500kHz)		PPSD Limit FCC/IC (dBm/500kHz)
		ANT A	ANT B	ANT A	ANT B	
Low	5745	-6.39	-3.88	-6.32	-3.81	30.00
Middle	5785	-5.10	-5.18	-5.03	-5.11	30.00
High	5825	-5.44	-3.39	-5.37	-3.32	30.00



Modulation Standard: IEEE 802.11an HT40 (27Mbps)

Bandwidth and Antenna Gain

Channel	Frequency (MHz)	Ant. A 26 dB BW (MHz)	Ant. A Min 99% BW (MHz)	Ant. B 26 dB BW (MHz)	Ant. B Min 99% BW (MHz)	Directional Gain (dBi)
Low	5755	41.81	35.96	41.39	35.95	5
Middle	5795	40.21	35.90	41.12	35.94	5

Limits

Channel	Frequency (MHz)	FCC Power Limit (dBm)	IC Power Limit (dBm)	IC EIRP Power Limit (dBm)	FCC PPSD Limit (dBm/500kHz)	IC PPSD Limit (dBm/500kHz)
Low	5755	30.00	30.00	36.00	30.00	30.00
Middle	5795	30.00	30.00	36.00	30.00	30.00
Duty Cycle CF (dB)		0.15		Included in Calculations of Corr'd Power & PPSD		

FCC Output Power Results

Channel	Frequency (MHz)	Meas Power (dBm)			Total Corr'd Power (dBm)			Power Limit (dBm)	Power Margin (dBm)
		ANT A	ANTB	ANT A+B	ANT A	ANTB	ANT A+B		
Low	5755	17.76	18.55	21.18	17.91	18.70	21.34	30.00	-8.66
Middle	5795	17.88	18.22	21.06	18.03	18.37	21.22	30.00	-8.78

IC Output Power Results

Channel	Frequency (MHz)	Meas Power (dBm)			Total Corr'd Power (dBm)			Power Limit (dBm)	Power Margin (dBm)
		ANT A	ANTB	ANT A+B	ANT A	ANTB	ANT A+B		
Low	5755	17.76	18.55	21.18	17.91	18.70	21.34	30.00	-8.66
Middle	5795	17.88	18.22	21.06	18.03	18.37	21.22	30.00	-8.78
Channel	Frequency (MHz)	EIRP Power (dBm)			Total Corr'd Power (dBm)			EIRP Limit (dBm)	EIRP Margin (dBm)
		ANT A	ANTB	ANT A+B	ANT A	ANTB	ANT A+B		
Low	5755	19.76	20.55	26.18	19.91	20.70	26.20	36.00	-9.80
Middle	5795	19.88	20.22	26.06	20.03	20.37	26.08	36.00	-9.92

PPSD Results

Channel	Frequency (MHz)	Meas PPSD (dBm/500kHz)		Total Corr'd PPSD (dBm/500kHz)		PPSD Limit FCC/IC (dBm/500kHz)
		ANT A	ANT B	ANT A	ANT B	
Low	5755	-5.23	-4.52	-5.08	-4.37	30.00
Middle	5795	-5.86	-5.34	-5.71	-5.19	30.00



Modulation Standard: IEEE 802.11ac VHT80 (58.5Mbps)

Bandwidth and Antenna Gain

Channel	Frequency (MHz)	Ant. A 26 dB BW (MHz)	Ant. A Min 99% BW (MHz)	Ant. B 26 dB BW (MHz)	Ant. B Min 99% BW (MHz)	Directional Gain (dBi)
Low	5775	79.31	74.97	78.29	74.92	5

Limits

Channel	Frequency (MHz)	FCC Power Limit (dBm)	IC Power Limit (dBm)	IC EIRP Power Limit (dBm)	FCC PPSD Limit (dBm/500kHz)	IC PPSD Limit (dBm/500kHz)	
Low	5775	30.00	30.00	36.00	30.00	30.00	
Duty Cycle CF (dB)		0.33		Included in Calculations of Corr'd Power & PPSD			

FCC Output Power Results

Channel	Frequency (MHz)	Meas Power (dBm)			Total Corr'd Power (dBm)			Power Limit (dBm)	Power Margin (dBm)
		ANT A	ANTB	ANT A+B	ANT A	ANTB	ANT A+B		
Low	5775	18.35	18.22	21.30	18.68	18.55	21.63	30.00	-8.37

IC Output Power Results

Channel	Frequency (MHz)	Meas Power (dBm)			Total Corr'd Power (dBm)			Power Limit (dBm)	Power Margin (dBm)
		ANT A	ANTB	ANT A+B	ANT A	ANTB	ANT A+B		
Low	5775	18.35	18.22	21.30	18.68	18.55	21.63	30.00	-8.37
Channel	Frequency (MHz)	EIRP Power (dBm)			Total Corr'd Power (dBm)			EIRP Limit (dBm)	EIRP Margin (dBm)
		ANT A	ANTB	ANT A+B	ANT A	ANTB	ANT A+B		
Low	5775	20.35	20.22	26.30	20.68	20.55	26.63	36.00	-9.37

PPSD Results

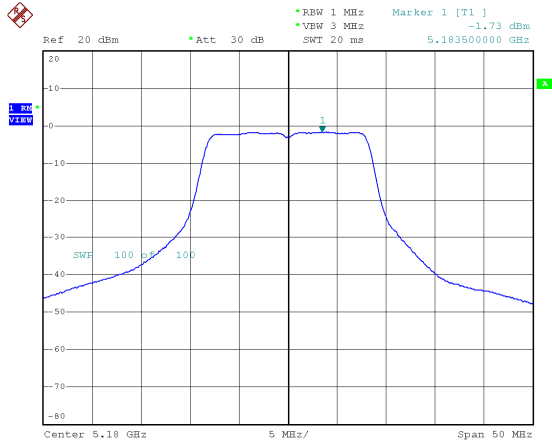
Channel	Frequency (MHz)	Meas PPSD (dBm/500kHz)		Total Corr'd PPSD (dBm/500kHz)		PPSD Limit FCC/IC (dBm/500kHz)
		ANT A	ANT B	ANT A	ANT B	
Low	5775	-7.09	-6.92	-6.76	-6.59	30.00



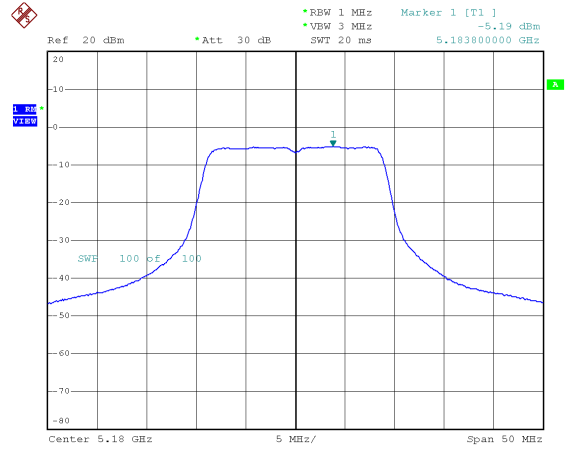
5.2G Band:

Antenna A

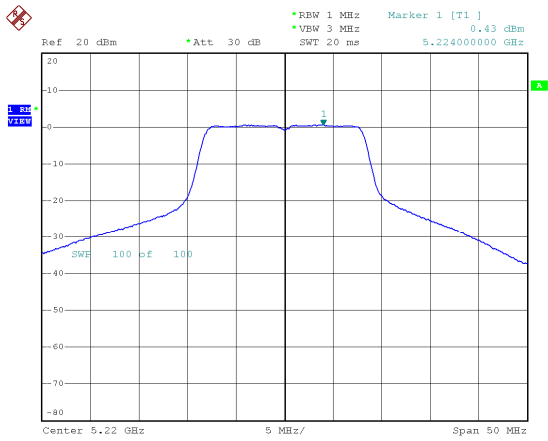
Modulation Standard: 802.11a (6Mbps)
CH36



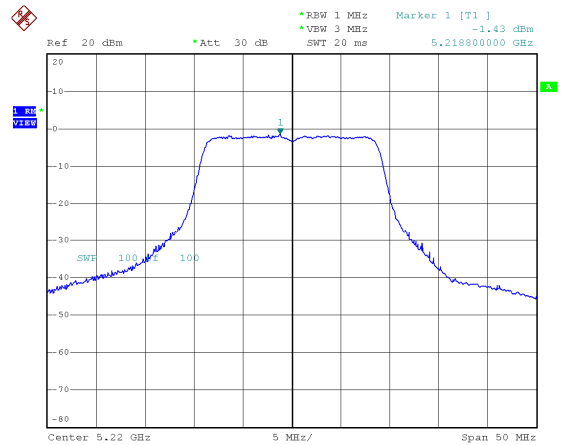
Modulation Standard: 802.11an HT20 (13Mbps)
CH36



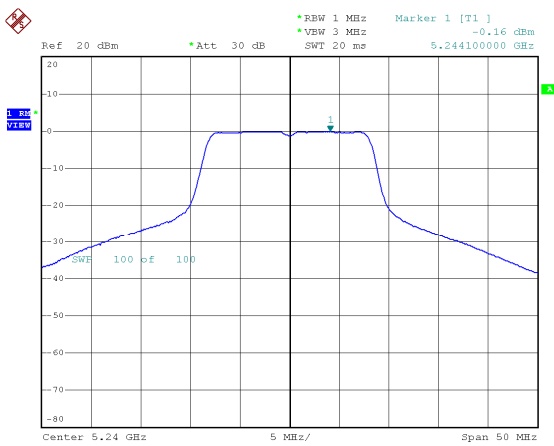
CH44



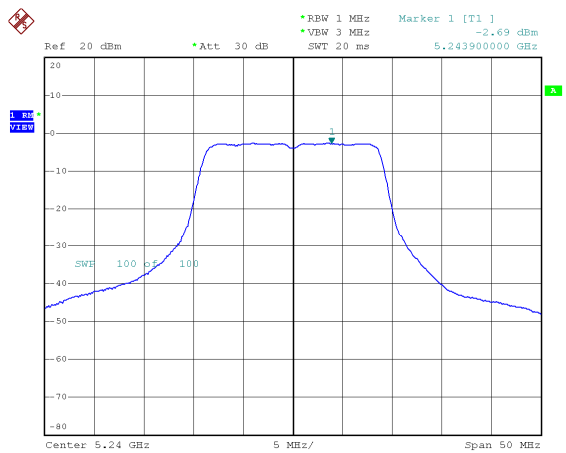
CH44



CH48

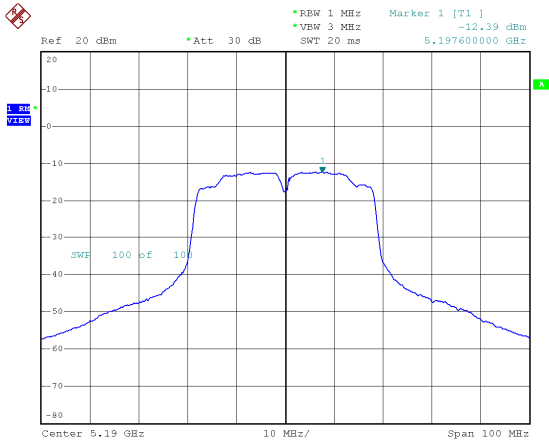


CH48

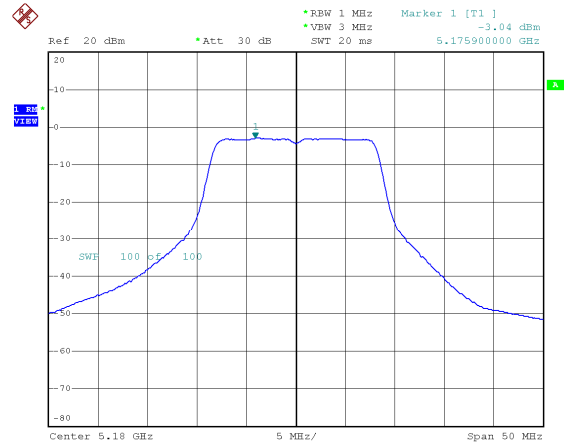




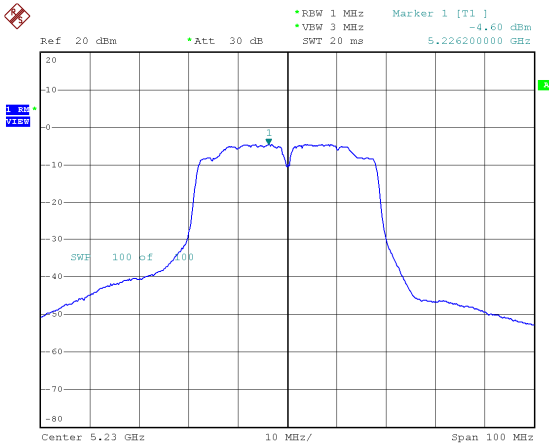
Modulation Standard: 802.11an HT40 (27Mbps)
CH38



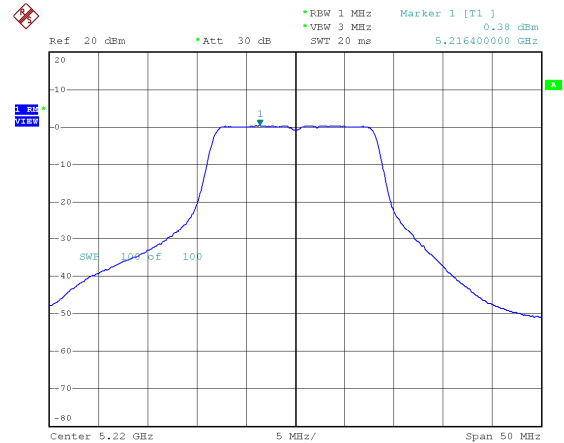
Antenna B:
Modulation Standard: 802.11a (6Mbps)
CH36



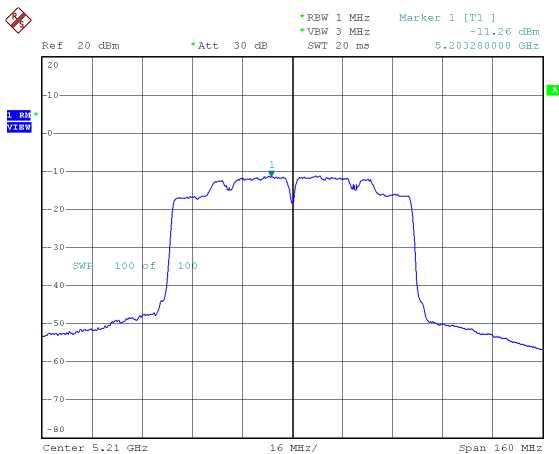
CH46



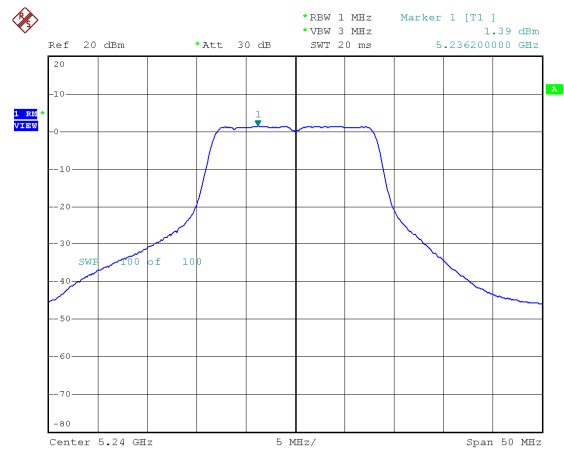
CH44



Modulation Standard: 802.11ac VHT80 (58.5Mbps)
CH42

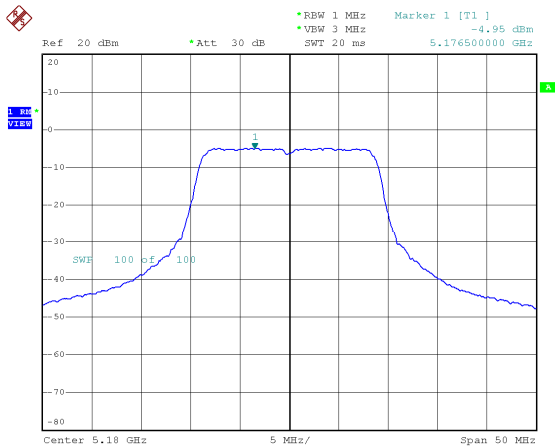


CH48

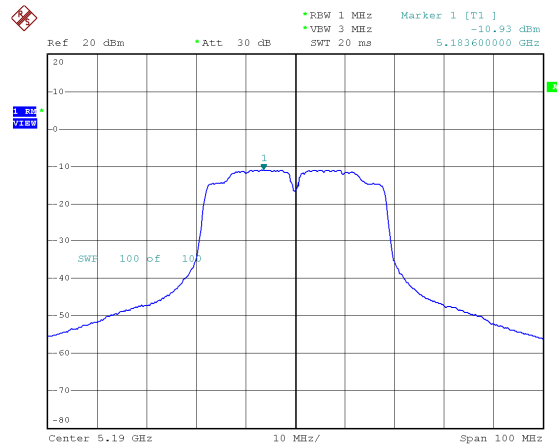




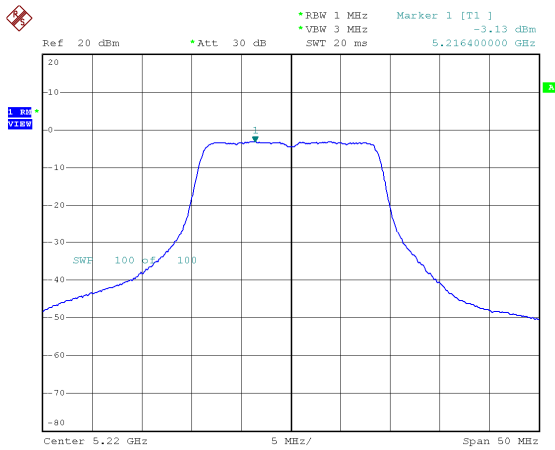
Modulation Standard: 802.11an HT20 (13Mbps)
CH36



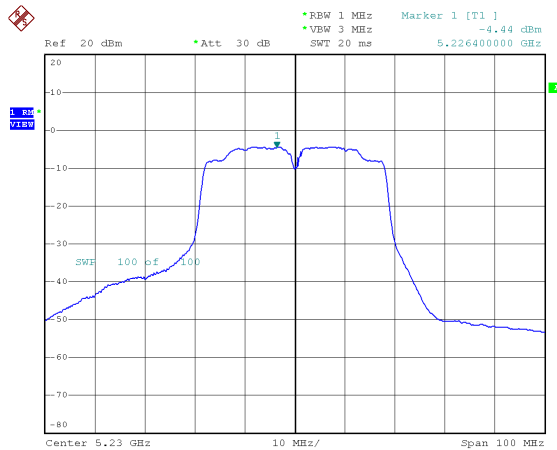
Modulation Standard: 802.11an HT40 (27Mbps)
CH38



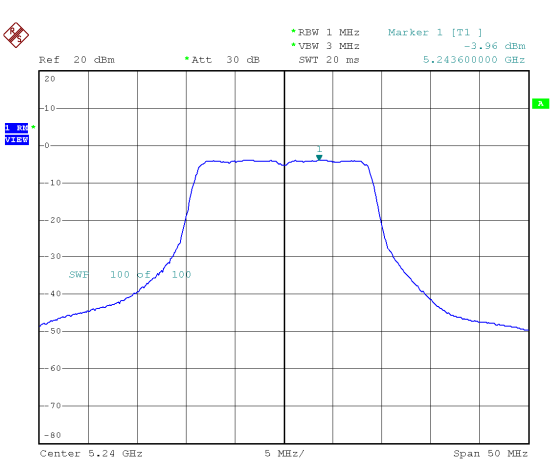
CH44



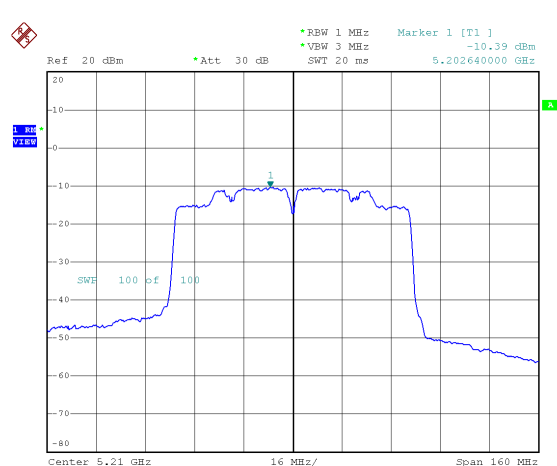
CH46



CH48



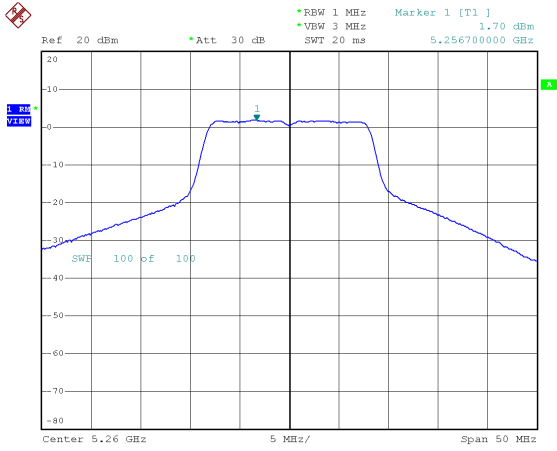
Modulation Standard: 802.11ac VHT80 (58.5Mbps)
CH42



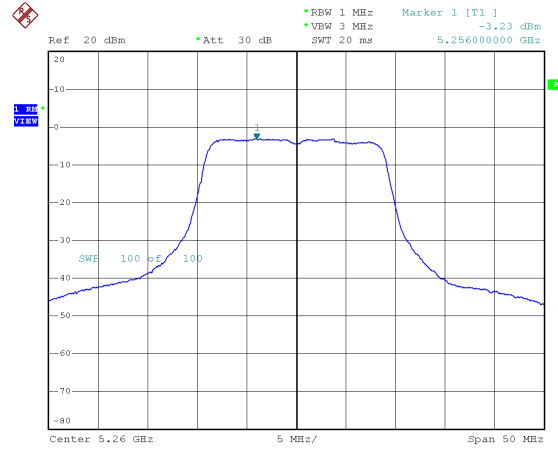


5.3G Band:
Antenna A

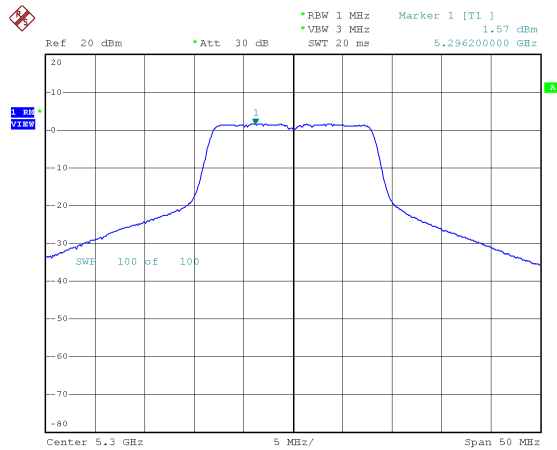
Modulation Standard: 802.11a (6Mbps)
CH52



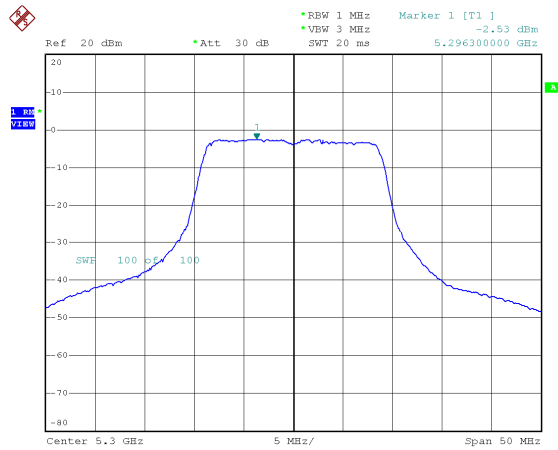
Modulation Standard: 802.11an HT20 (13Mbps)
CH52



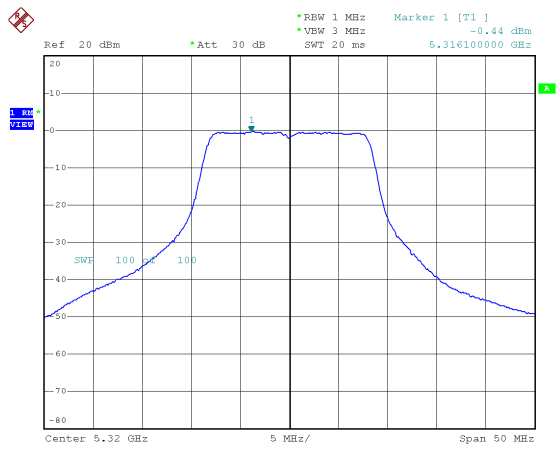
CH60



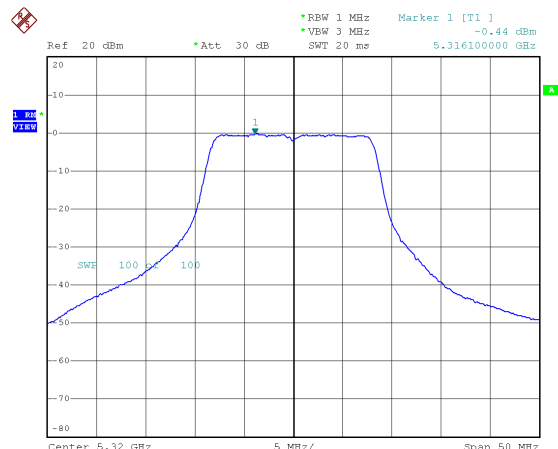
CH60



CH64

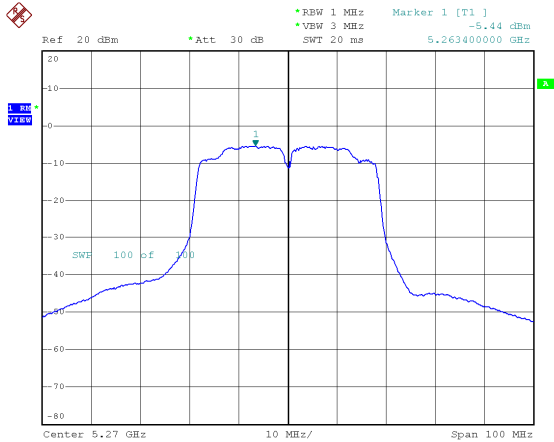


CH64

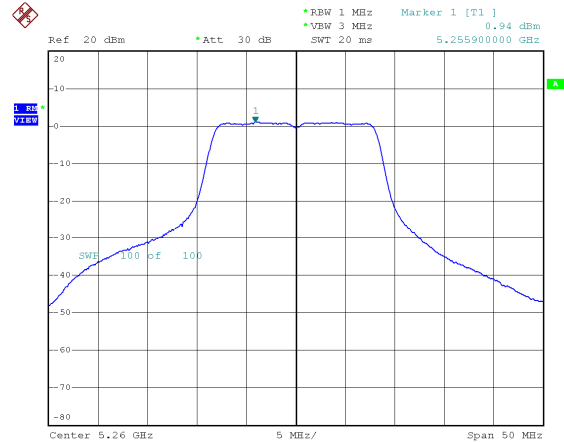




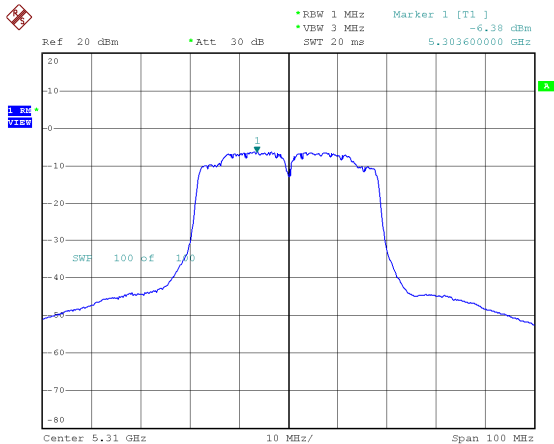
Modulation Standard: 802.11an HT40 (27Mbps)
CH54



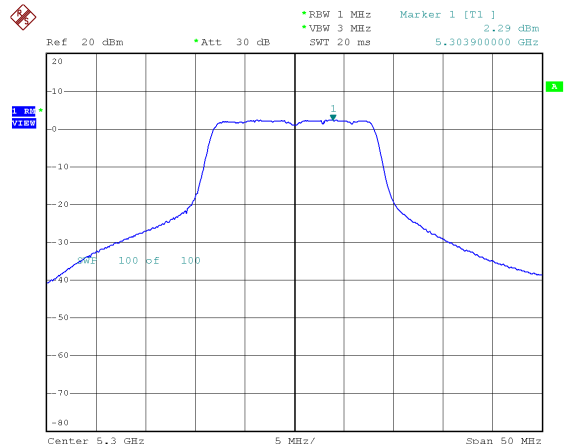
Antenna B:
Modulation Standard: 802.11a (6Mbps)
CH52



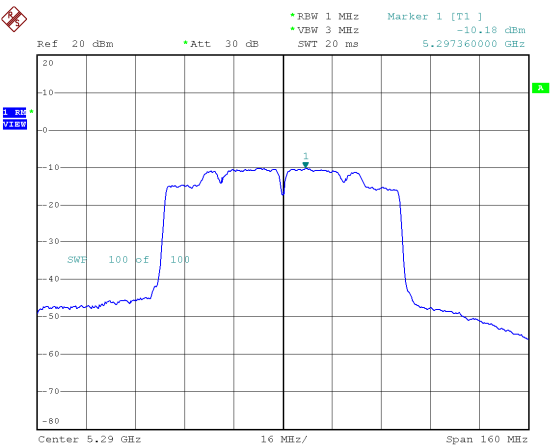
CH62



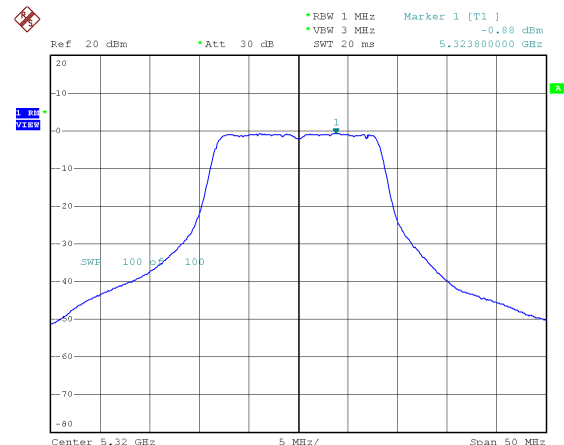
CH60



Modulation Standard: 802.11ac VHT80 (58.5Mbps)
CH58

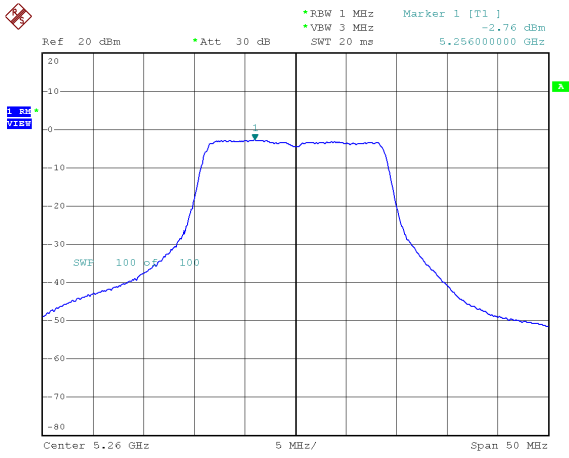


CH64

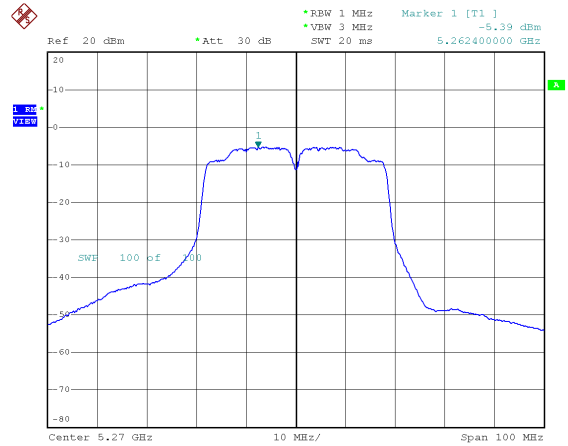




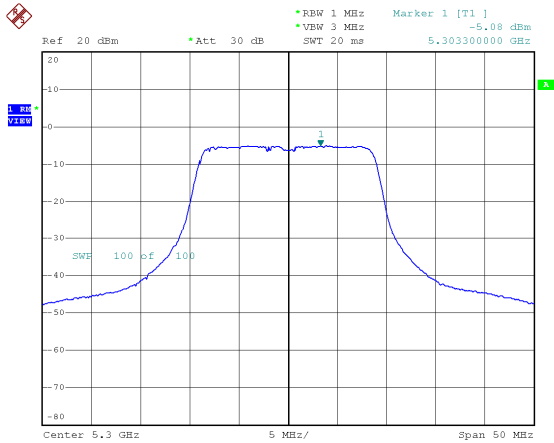
Modulation Standard: 802.11an HT20 (13Mbps)
CH52



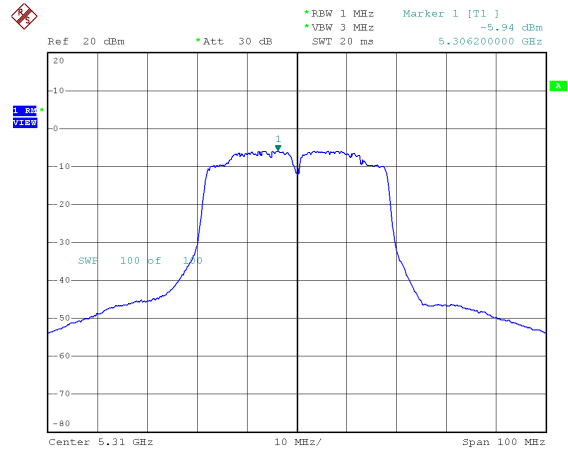
Modulation Standard: 802.11an HT40 (27Mbps)
CH54



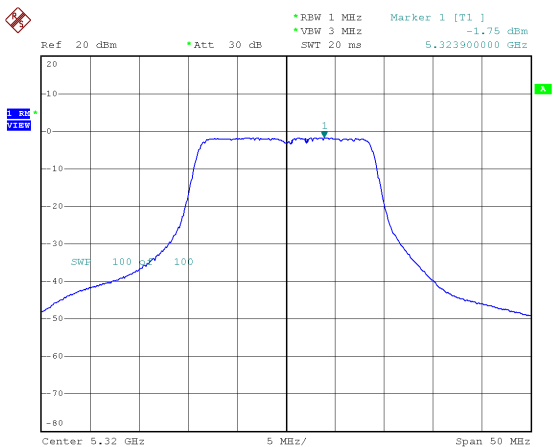
CH60



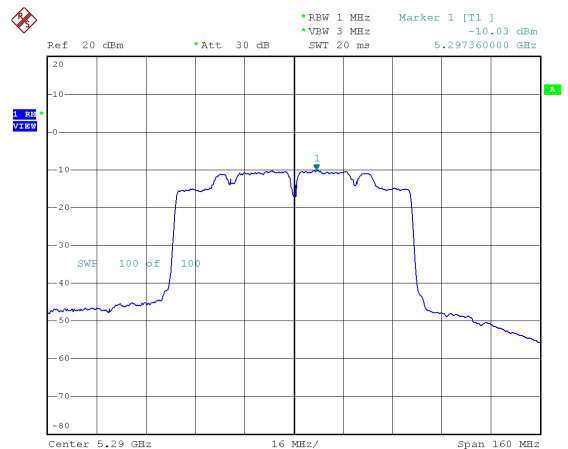
CH62



CH64



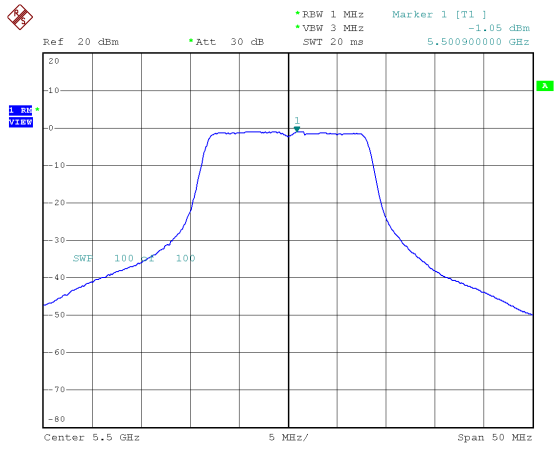
Modulation Standard: 802.11ac VHT80 (58.5Mbps)
CH58



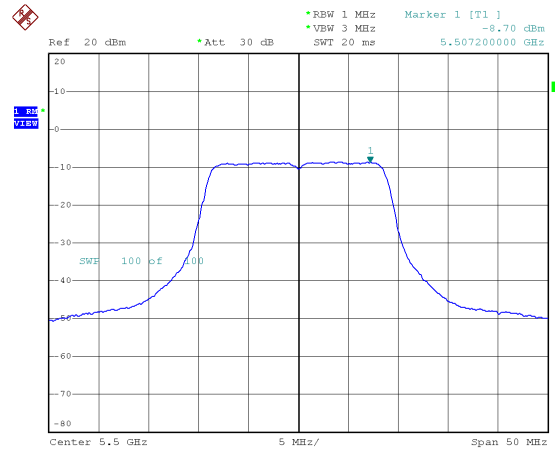


5.5G Band:
Antenna A

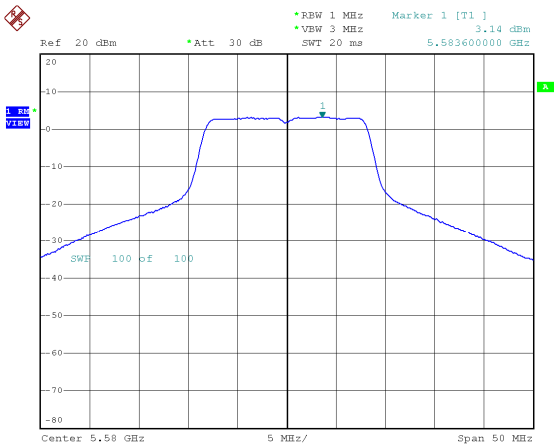
Modulation Standard: 802.11a (6Mbps)
CH100



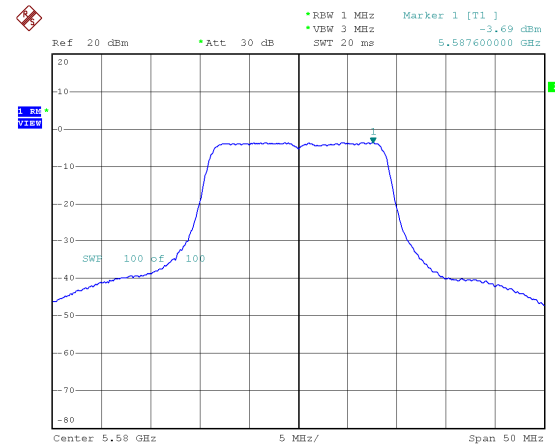
Modulation Standard: 802.11an HT20 (13Mbps)
CH100



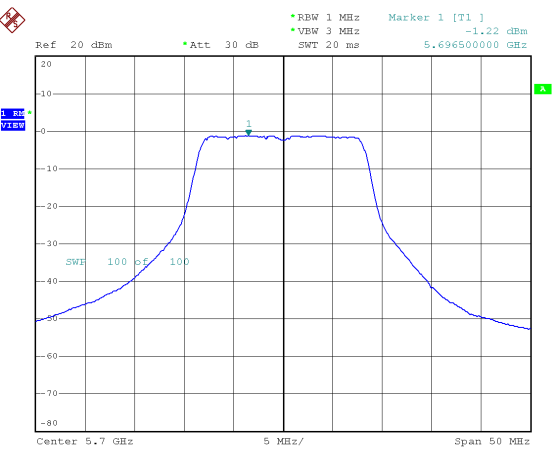
CH116



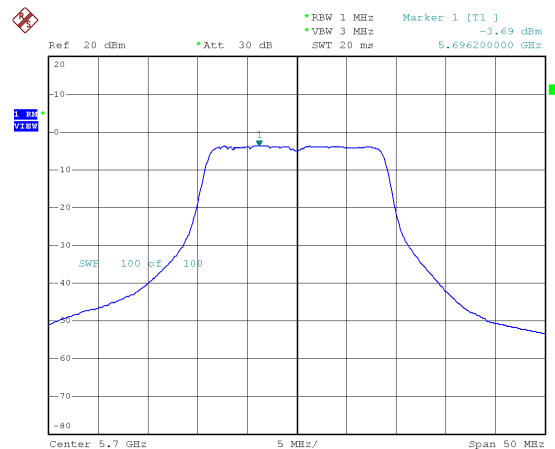
CH116



CH140

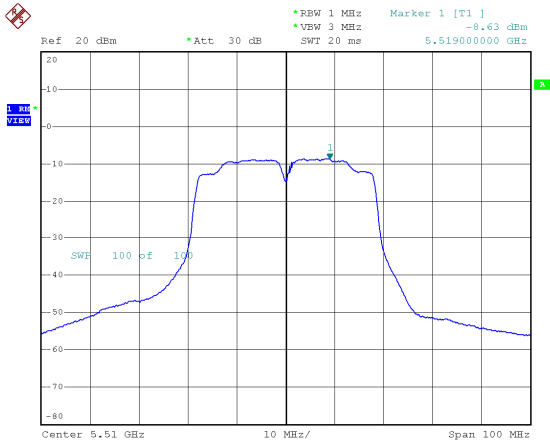


CH140

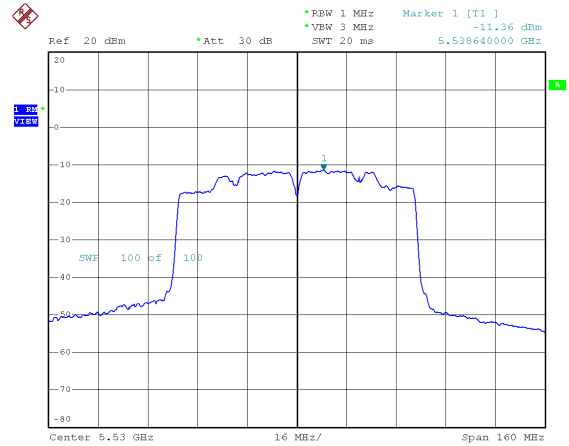




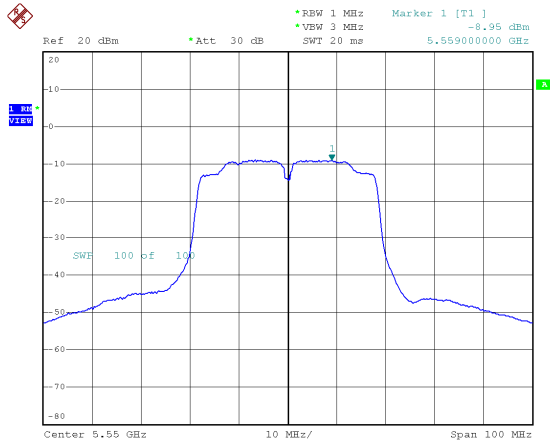
Modulation Standard: 802.11an HT40 (27Mbps)
CH102



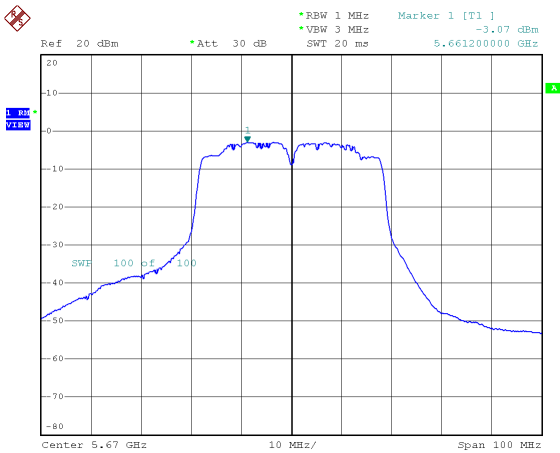
Modulation Standard: 802.11ac VHT80 (58.5Mbps)
CH106



CH110



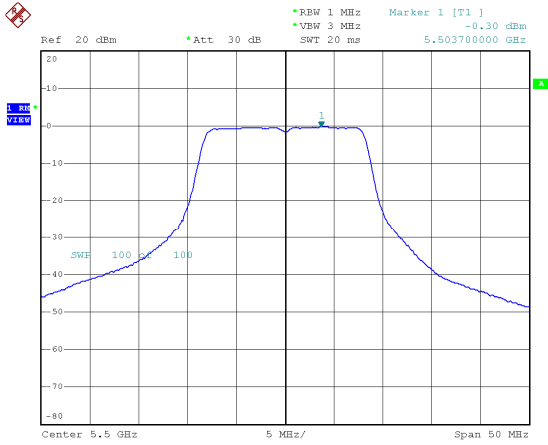
CH134



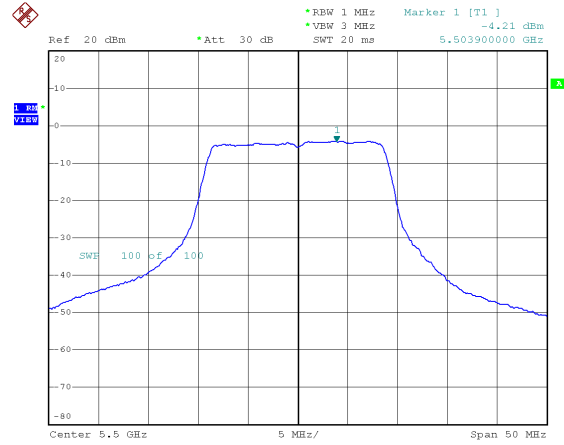


Antenna B

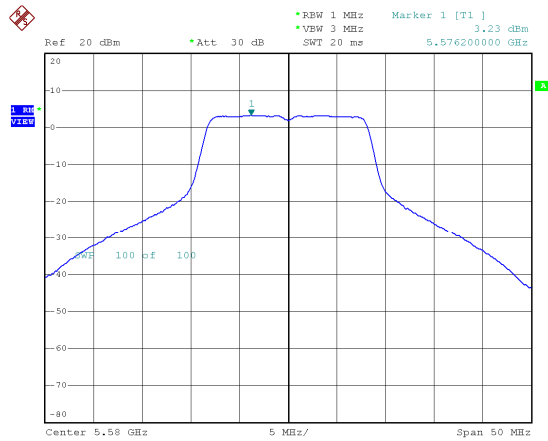
Modulation Standard: 802.11a (6Mbps)
CH100



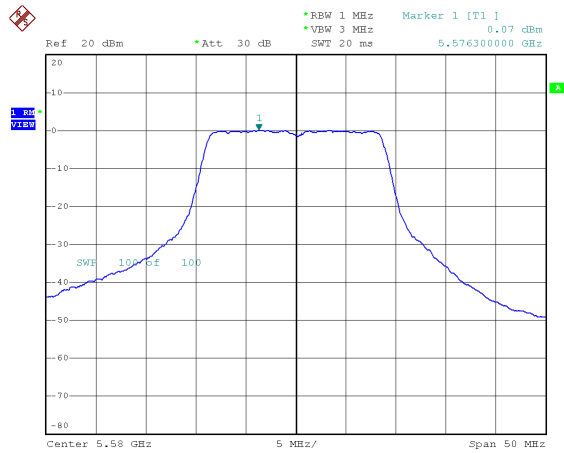
Modulation Standard: 802.11an HT20 (13Mbps)
CH100



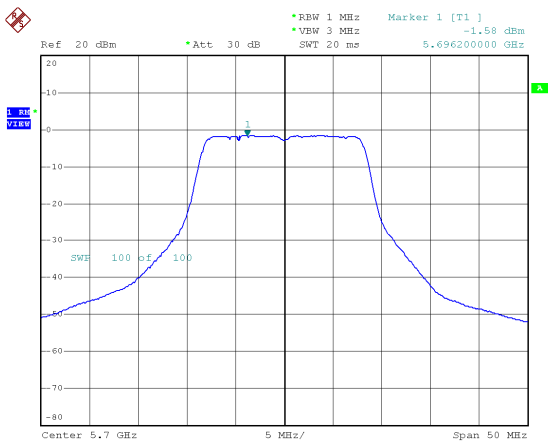
CH116



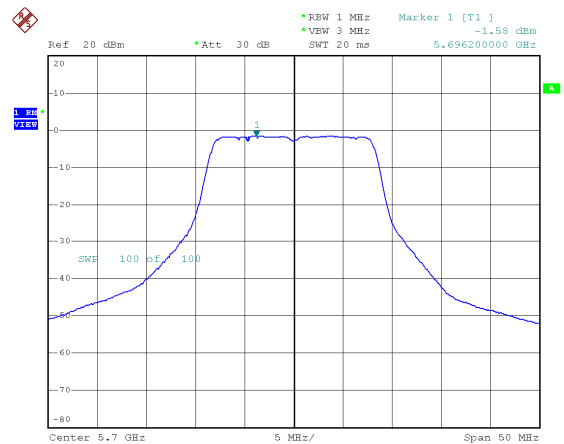
CH116



CH140

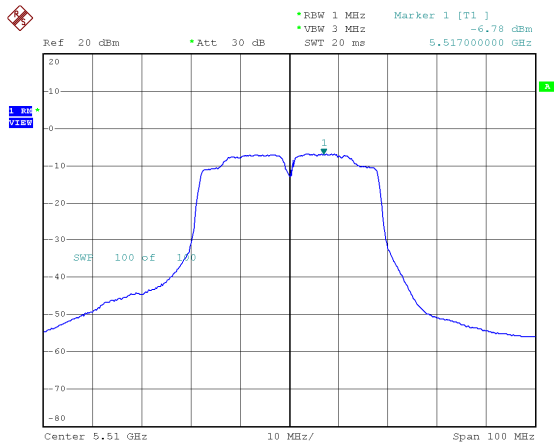


CH140

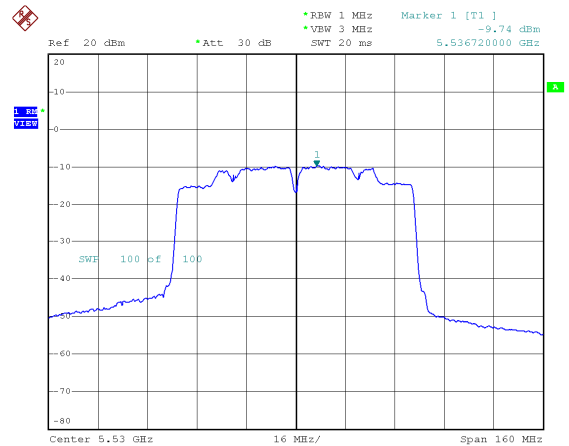




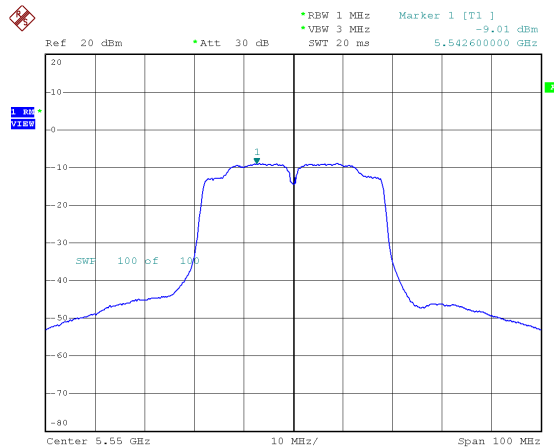
Modulation Standard: 802.11an HT40 (27Mbps)
CH102



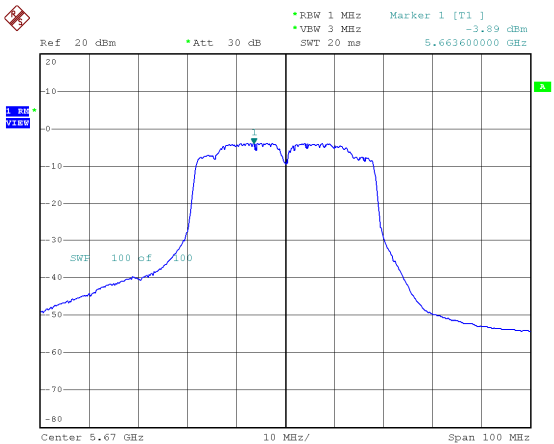
Modulation Standard: 802.11ac VHT80 (58.5Mbps)
CH106



CH110



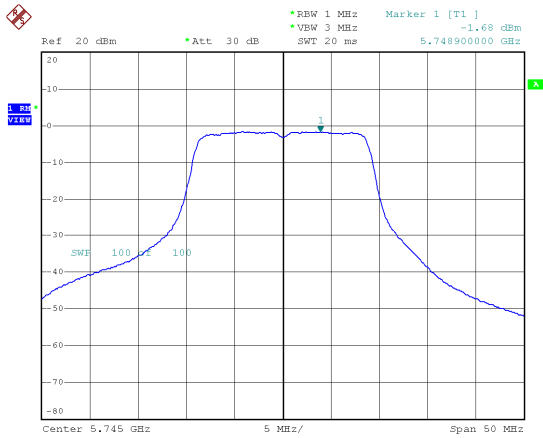
CH134



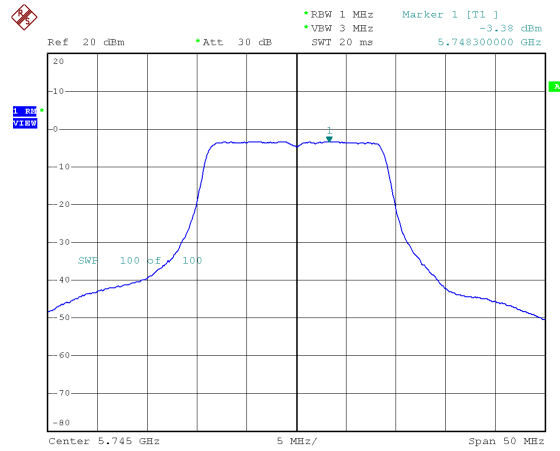


5.8G Band:
Antenna A

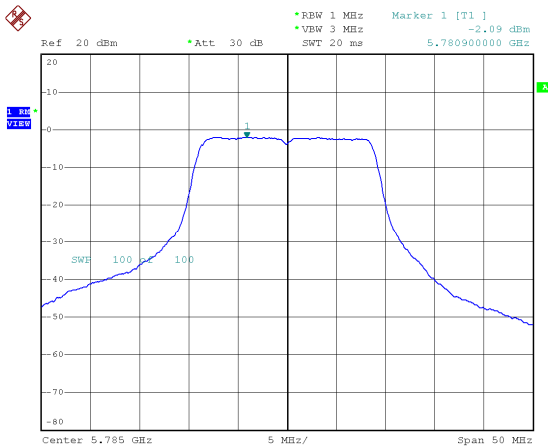
Modulation Standard: 802.11a (6Mbps)
CH149



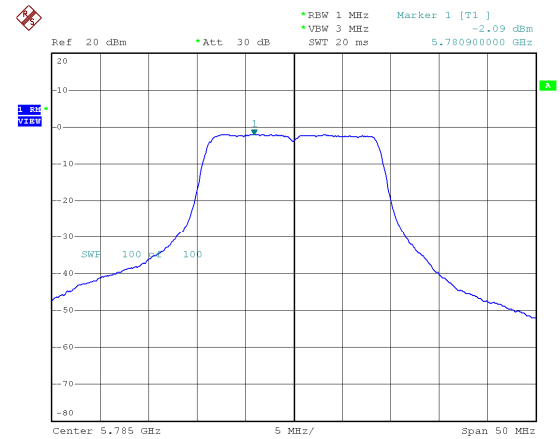
Modulation Standard: 802.11an HT20 (13Mbps)
CH149



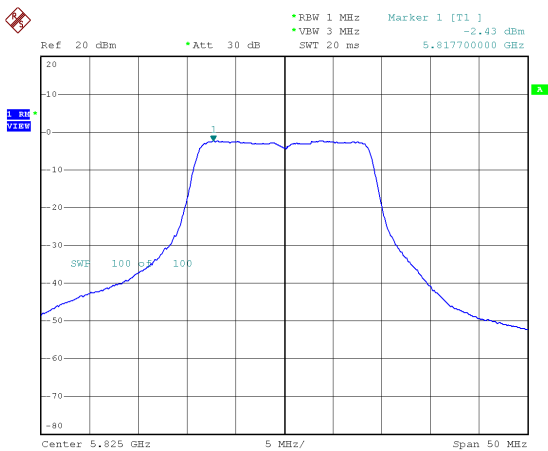
CH157



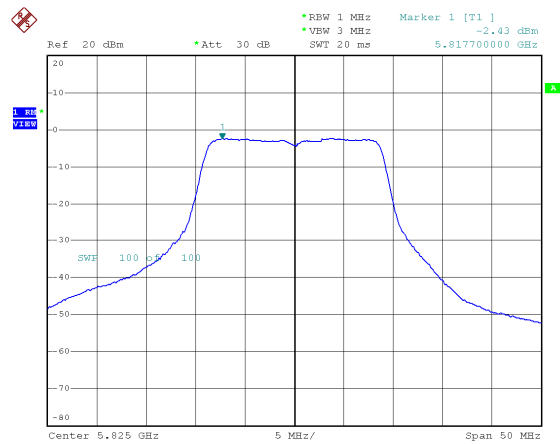
CH157



CH165

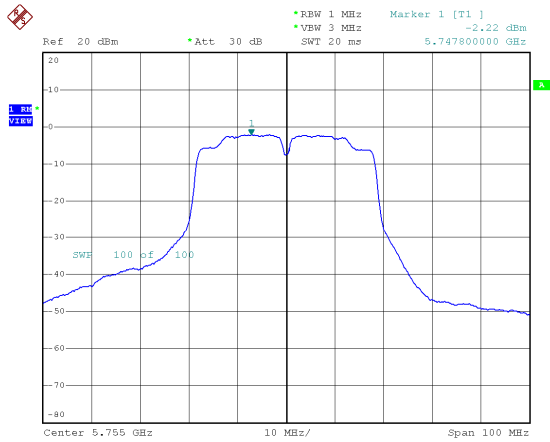


CH165

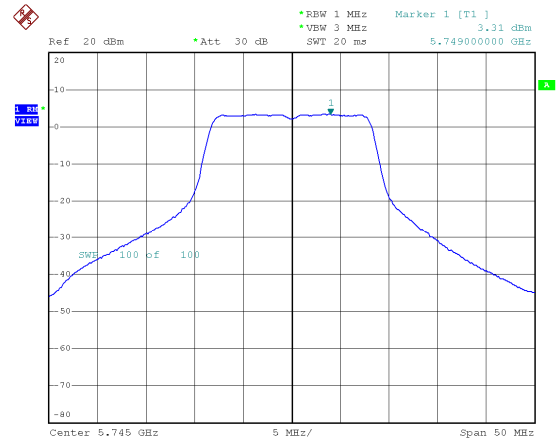




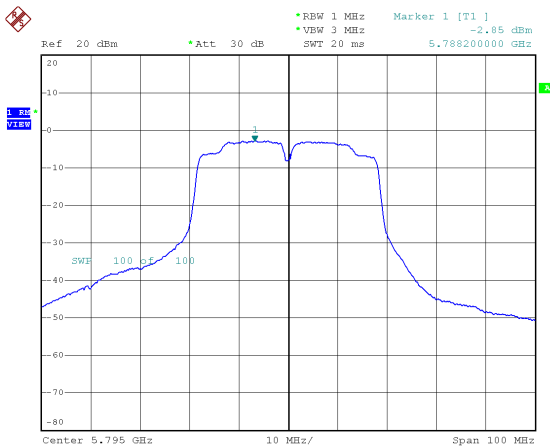
Modulation Standard: 802.11an HT40 (27Mbps)
CH151



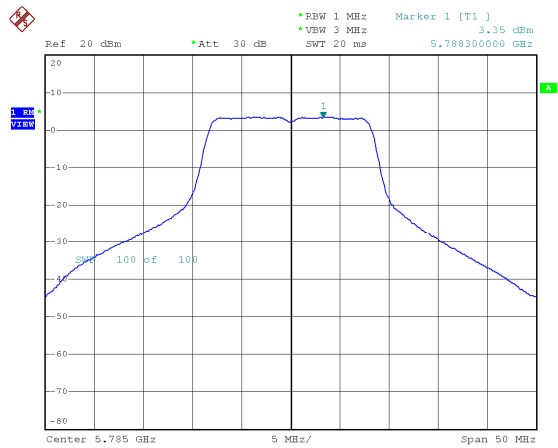
Antenna B:
Modulation Standard: 802.11a (6Mbps)
CH149



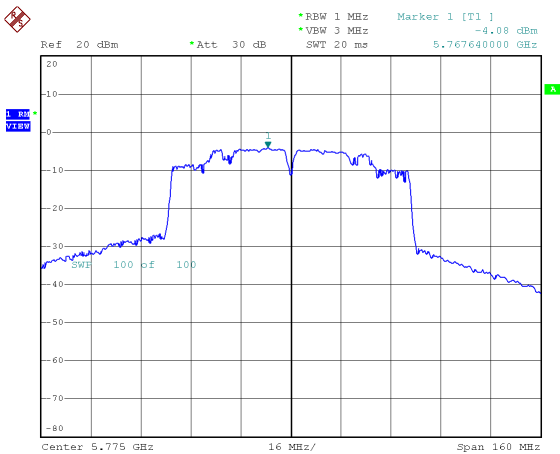
CH159



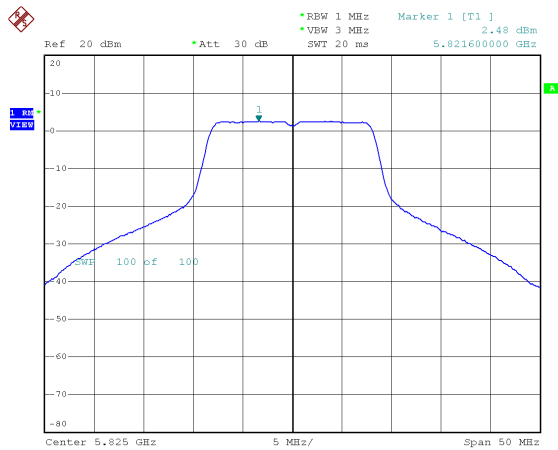
CH157



Modulation Standard: 802.11ac VHT80 (58.5Mbps)
CH155

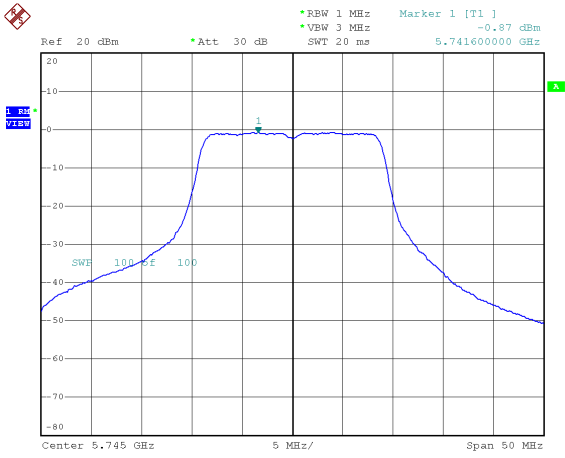


CH165

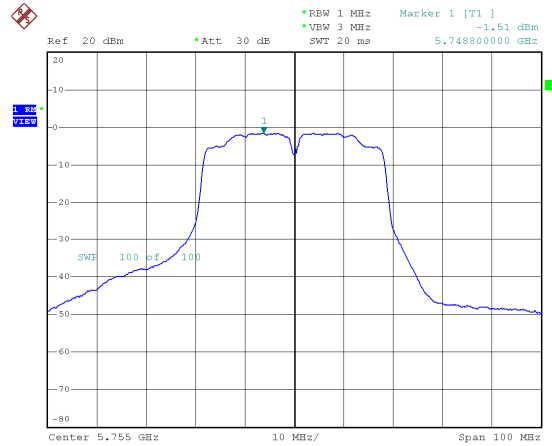




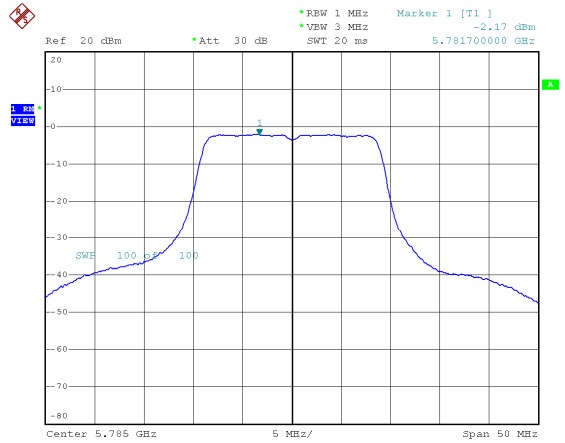
Modulation Standard: 802.11an HT20 (13Mbps)
CH149



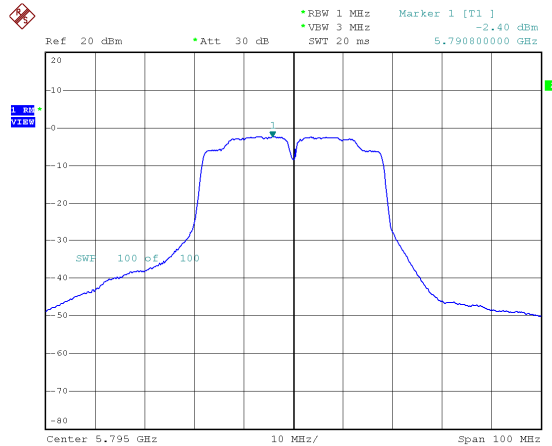
Modulation Standard: 802.11an HT40 (27Mbps)
CH151



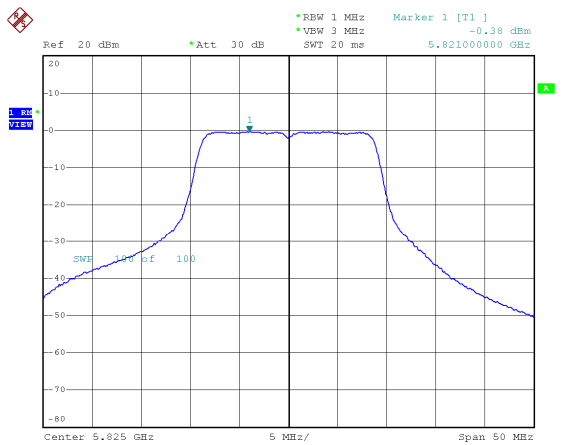
CH157



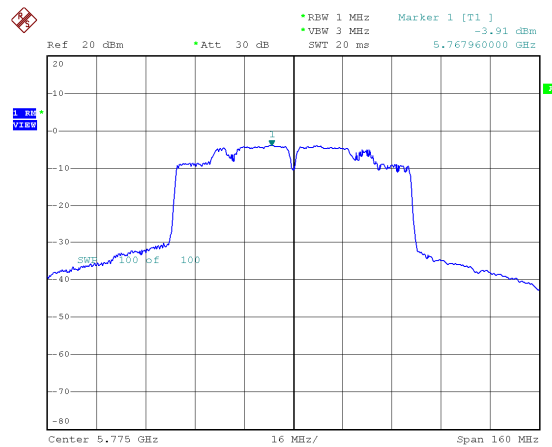
CH159



CH165



Modulation Standard: 802.11ac VHT80 (58.5Mbps)
CH155



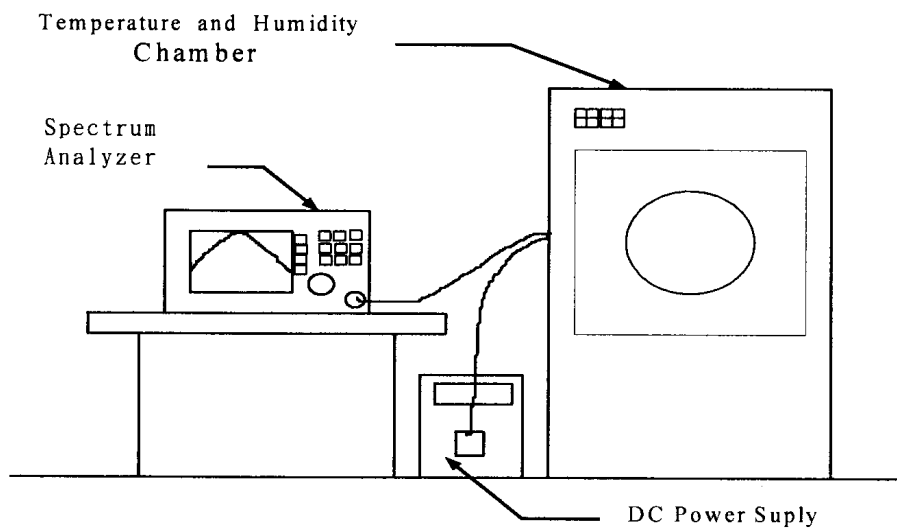


12. Frequency Stability

12.1. Test Procedure

1. The EUT was placed inside the Temperature and Humidity chamber.
2. The transmitter output was connected to spectrum analyzer.
3. Turn the EUT on and couple its output to a spectrum analyzer.
4. Turn the EUT off and set the chamber to the highest temperature specified.
5. Allow sufficient time (approximately 30 min) for the temperature of the chamber to stabilize, turn the EUT on and measure the operating frequency after 2, 5, and 10 minutes.
6. Repeat step 2 and 3 with the temperature chamber set to the lowest temperature.
7. The test chamber was allowed to stabilize at +20 degree C for a minimum of 30 minutes. The supply voltage was then adjusted on the EUT from 85% to 115% and the frequency record.

12.2. Test Setup Layout





12.3. Test Result and Data

Test Date: Sep. 02, 2014

Temperature: 24°C

Atmospheric pressure: 1014 hPa

Humidity: 68%

Operating frequency: 5670 MHz							
Temp (°C)	Power supply (V)	2 minute		5 minute		10 minute	
		(MHz)	(%)	(MHz)	(%)	(MHz)	(%)
80	93.5	5669.1497	-0.014997	5669.3651	-0.011198	5669.4987	-0.008841
	110	5669.2030	-0.014057	5669.8270	-0.003051	5669.0493	-0.016767
	126.5	5669.5078	-0.008681	5669.0167	-0.017342	5669.4212	-0.010207
70	93.5	5669.7870	-0.003757	5669.5740	-0.007513	5669.3970	-0.010634
	110	5669.3151	-0.012080	5669.1923	-0.014245	5669.0433	-0.016874
	126.5	5669.7091	-0.005130	5669.5584	-0.007788	5669.3334	-0.011757
60	93.5	5669.0870	-0.016102	5669.1353	-0.015251	5669.0041	-0.017564
	110	5669.7760	-0.003950	5669.4291	-0.010068	5669.8788	-0.002137
	126.5	5669.8208	-0.003161	5669.0514	-0.016730	5669.9812	-0.000332
50	93.5	5669.8882	-0.001971	5669.0276	-0.017149	5669.5519	-0.007903
	110	5669.9853	-0.000260	5669.4005	-0.010574	5669.4412	-0.009856
	126.5	5669.6463	-0.006238	5669.6975	-0.005336	5669.5920	-0.007196
40	93.5	5669.2717	-0.012845	5669.1616	-0.014787	5669.3807	-0.010922
	110	5669.6445	-0.006269	5669.2083	-0.013963	5669.6835	-0.005581
	126.5	5669.2976	-0.012387	5669.7221	-0.004901	5669.1467	-0.015050
30	93.5	5669.6914	-0.005443	5669.3823	-0.010895	5669.2750	-0.012787
	110	5669.1910	-0.014268	5669.5470	-0.007990	5669.8078	-0.003390
	126.5	5669.0405	-0.016923	5669.9374	-0.001104	5669.0565	-0.016641
20	93.5	5669.4376	-0.009918	5669.6133	-0.006820	5669.4439	-0.009808
	110	5669.0736	-0.016338	5669.1604	-0.014808	5669.1576	-0.014856
	126.5	5669.7229	-0.004888	5669.8853	-0.002023	5669.3523	-0.011424
10	93.5	5669.6391	-0.006366	5669.4722	-0.009308	5669.1762	-0.014529
	110	5669.8209	-0.003159	5669.9369	-0.001113	5669.5399	-0.008115
	126.5	5669.2560	-0.013121	5669.5069	-0.008697	5669.9849	-0.000267
0	93.5	5669.9539	-0.000813	5669.0746	-0.016320	5669.4154	-0.010310
	110	5669.7189	-0.004958	5669.4854	-0.009075	5669.7497	-0.004415
	126.5	5669.8643	-0.002393	5669.2836	-0.012634	5669.7776	-0.003923

Limit:

Manufacturers of U-NII devices are responsible for ensuring frequency stability such that an emission is maintained within the band of operation under all conditions of normal operation as specified in the users manual.